

FORMULA 4 SPAIN

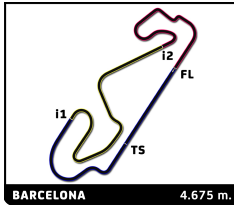
RACING WEEKEND BARCELONA

Entrenamiento Libre 1

Sector Analysis

— Invalidated Lap ■ Personal Best ■ Session Best B Crossing the pit lane

Lap	Time	Sector 1	Sector 2	Sector 3	Kph	Elapsed	Lap	Time	Sector 1	Sector 2	Sector 3	Kph	Elapsed
1 Maksim Arkhangelskii ESP													
Drivex Tatuus F4-T421													
1	3:05.817	1:33.730	51.425	40.662	87.8	3:05.817	1	2:44.702	1:16.424	49.528	38.750	99.0	2:44.702
2	1:58.150	34.426	45.322	38.402	142.4	5:03.967	2	1:56.013	34.226	44.829	36.958	145.1	4:40.715
3	2:10.434B	33.065	44.715	52.654	129.0	7:14.401	3	2:00.322B	31.930	43.213	45.179	139.9	6:41.037
4	5:57.009	4:36.029	44.396	36.584	47.1	13:11.410	4	6:35.653	5:16.812	43.092	35.749	42.5	13:16.690
5	1:54.613	32.412	42.674	39.527	146.8	15:06.023	5	1:50.601	31.950	42.601	36.050	152.2	15:07.291
6	1:49.990	31.958	42.491	35.541	153.0	16:56.013	6	1:49.025	31.457	42.218	35.350	154.4	16:56.316
7	1:50.441	32.297	42.566	35.578	152.4	18:46.454	7	1:48.946	31.454	42.175	35.317	154.5	18:45.262
8	1:48.923	31.169	42.240	35.514	154.5	20:35.377	8	1:48.868	31.507	42.220	35.141	154.6	20:34.130
9	1:48.855	31.346	42.160	35.349	154.6	22:24.232	9	1:48.500	31.292	41.905	35.303	155.1	22:22.630
10	1:48.915	31.225	42.122	35.568	154.5	24:13.147	10	1:48.794	31.255	42.329	35.210	154.7	24:11.424
11	1:50.314	31.289	42.734	36.291	152.6	26:03.461	11	1:48.427	31.251	41.992	35.184	155.2	25:59.851
12	1:48.597	31.249	41.979	35.369	155.0	27:52.058	12	1:48.596	31.413	41.967	35.216	155.0	27:48.447
13	1:48.710	31.234	42.086	35.390	154.8	29:40.768	13	1:48.778	31.435	42.149	35.194	154.7	29:37.225
14	1:49.424	31.285	42.238	35.901	153.8	31:30.192	14	1:48.651	31.387	42.022	35.242	154.9	31:25.876
15	1:48.679	31.199	42.002	35.478	154.9	33:18.871	15	1:48.445	31.253	42.044	35.148	155.2	33:14.321
16	1:49.430	31.462	42.077	35.891	153.8	35:08.301	16	1:53.203B	31.345	42.051	39.807	148.7	35:07.524
17	1:49.501	31.395	42.463	35.643	153.7	36:57.802	17	3:44.615B	2:15.890	43.112	45.613	74.9	38:52.139
18	1:49.155	31.273	42.262	35.620	154.2	38:46.957							
19	1:49.290	31.392	42.284	35.614	154.0	40:36.247							
2 Max Mayer ESP							6 Theophile Nael ESP						
Fórmula de Campeones Tatuus F4-T421							Sainteloc Racing Tatuus F4-T421						
1	2:34.386	1:06.641	48.797	38.948	105.7	2:34.386	1	2:21.476	54.256	48.973	38.247	115.3	2:21.476
2	1:54.904	33.444	45.171	36.289	146.5	4:29.290	2	1:55.386	33.691	44.873	36.822	145.9	4:16.862
3	1:59.333B	31.957	42.630	44.746	141.0	6:28.623	3	2:02.658B	32.354	47.244	43.060	137.2	6:19.520
4	6:25.000	5:05.962	43.369	35.669	43.7	12:53.623	4	7:11.513	5:50.869	44.550	36.094	39.0	13:31.033
5	1:49.628	31.576	42.644	35.408	153.5	14:43.251	5	1:50.405	32.121	42.637	35.647	152.4	15:21.438
6	1:48.563	31.392	42.079	35.092	155.0	16:31.814	6	1:48.904	31.539	42.203	35.162	154.5	17:10.342
7	1:48.586	31.479	42.013	35.094	155.0	18:20.400	7	1:48.793	31.362	42.388	35.043	154.7	18:59.135
8	1:53.955B	31.252	41.950	40.753	147.7	20:14.355	8	1:48.268	31.290	41.840	35.138	155.4	20:47.403
9	7:25.478	5:57.708	49.523	38.247	37.8	27:39.833	9	1:48.023	31.300	41.794	34.929	155.8	22:35.426
10	1:54.895	33.102	46.009	35.784	146.5	29:34.728	10	1:47.912	31.153	41.802	34.957	156.0	24:23.338
11	1:49.160	31.764	42.238	35.158	154.2	31:23.888	11	1:47.920	31.172	41.826	34.922	155.9	26:11.258
12	1:47.893	31.172	41.721	35.000	156.0	33:11.781	12	1:47.981	31.228	41.722	35.031	155.9	27:59.239
13	1:47.550	31.090	41.648	34.812	156.5	34:59.331	13	1:48.636	31.250	42.121	35.265	154.9	29:47.875
14	1:47.448	31.002	41.593	34.853	156.6	36:46.779	14	1:57.181B	31.254	41.818	44.109	143.6	31:45.056
15	1:47.571	31.117	41.545	34.909	156.5	38:34.350	15	2:38.489B	1:13.345	42.505	42.639	106.2	34:23.545
16	1:47.321	30.904	41.585	34.832	156.8	40:21.671	16	2:26.998B	1:04.235	43.036	39.727	114.5	36:50.543
3 Jesse Carrasquedo MEX							7 Timoteusz Kucharczyk POL						
Campos Racing Tatuus F4-T421							MP Motorsport Tatuus F4-T421						
1	18:09.943	...	49.263	37.977	15.0	18:09.943	1	17:52.091	...	49.517	40.051	15.2	17:52.091
2	1:58.737	35.493	44.922	38.322	141.7	20:08.680	2	1:57.057	34.299	45.650	37.108	143.8	19:49.148
3	1:49.661	31.666	42.429	35.566	153.5	21:58.341	3	1:50.070	31.986	42.742	35.342	152.9	21:39.218
4	1:48.095	31.268	41.857	34.970	155.7	23:46.436	4	1:49.280	31.172	42.021	36.087	154.0	23:28.498
5	1:47.466	30.994	41.655	34.817	156.6	25:33.902	5	1:47.342	30.964	41.486	34.892	156.8	25:15.840
6	1:47.268	30.907	41.603	34.758	156.9	27:21.170	6	1:54.854	30.771	41.657	42.426	146.5	27:10.694
7	1:47.723	30.946	41.913	34.864	156.2	29:08.893	7	1:47.041	30.820	41.382	34.839	157.2	28:57.735
8	1:46.948	30.911	41.364	34.673	157.4	30:55.841	8	1:49.950	30.769	41.551	37.630	153.1	30:47.685
9	1:46.748	30.825	41.314	34.609	157.7	32:42.589	9	1:47.015	30.783	41.427	34.805	157.3	32:34.700
10	1:53.719B	30.767	41.481	41.471	148.0	34:36.308	10	1:46.899	30.712	41.457	34.730	157.4	34:21.599
							11	1:54.532B	31.440	42.908	40.184	146.9	36:16.131
5 Ricardo Gracia BRA							8 Álvaro García ESP						
GRS Team Tatuus F4-T421							Fórmula de Campeones Tatuus F4-T421						
1	2:18.908	49.792	51.407	37.709	117.4	2:18.908	1	2:18.908	49.792	51.407	37.709	117.4	2:18.908
2	1:55.355	35.461	43.663	36.231	145.9	4:14.263	2	1:55.355	35.461	43.663	36.231	145.9	4:14.263
3	1:59.478B	32.033	42.639	44.806	140.9	6:13.741	3	1:59.478B	32.033	42.639	44.806	140.9	6:13.741
4	6:39.037	5:20.089	43.300	35.648	42.2	12:52.778	4	6:39.037	5:20.089	43.300	35.648	42.2	12:52.778



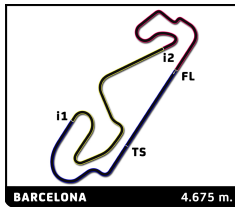
FORMULA 4 SPAIN

RACING WEEKEND BARCELONA

Entrenamiento Libre 1

Sector Analysis

— Invalidated Lap							■ Personal Best		■ Session Best		■ Crossing the pit lane		
Lap	Time	Sector 1	Sector 2	Sector 3	Kph	Elapsed	Lap	Time	Sector 1	Sector 2	Sector 3	Kph	Elapsed
5	1:50.112	31.910	42.701	35.501	152.8	14:42.890	3	1:50.074	31.830	42.897	35.347	152.9	21:27.552
6	1:51.681	33.327	42.696	35.658	150.7	16:34.571	4	<u>1:51.788</u>	33.876	<u>42.686</u>	35.226	150.6	23:19.340
7	1:48.888	31.532	42.135	35.221	154.6	18:23.459	5	1:48.145	31.376	41.805	34.964	155.6	25:07.485
8	1:56.015 B	31.340	42.130	42.545	145.1	20:19.474	6	1:47.681	31.139	41.663	34.879	156.3	26:55.166
9	7:14.911	5:44.956	52.165	37.790	38.7	27:34.385	7	1:49.869	32.348	42.473	35.048	153.2	28:45.035
10	1:52.584	32.950	44.057	35.577	149.5	29:26.969	8	1:47.674	31.146	41.686	34.842	156.3	30:32.709
11	1:48.401	31.456	41.961	34.984	155.3	31:15.370	9	1:47.563	31.089	41.524	34.950	156.5	32:20.272
12	1:47.996	31.407	41.692	34.897	155.8	33:03.366	10	2:00.463 B	31.789	44.364	44.310	139.7	34:20.735
13	1:55.654 B	31.190	41.640	42.824	145.5	34:59.020							
11 Bruno del Pino Ventos ESP							20 Viktoria Blokhina ITA						
Drivex Tatuus F4-T421							Drivex Tatuus F4-T421						
1	18:10.666	...	48.097	38.232	15.0	18:10.666	1	2:24.103	57.750	48.002	38.351	113.2	2:24.103
2	1:58.448	35.942	45.622	36.884	142.1	20:09.114	2	<u>1:55.735</u>	33.239	45.459	<u>37.037</u>	145.4	4:19.838
3	1:53.793	31.719	46.254	35.820	147.9	22:02.907	3	<u>1:57.327 B</u>	<u>32.364</u>	43.199	41.764	143.4	6:17.165
4	1:48.614	31.348	42.063	35.203	155.0	23:51.521	4	6:45.052	5:24.638	43.990	36.424	41.6	13:02.217
5	1:47.898	31.139	41.801	34.958	156.0	25:39.419	5	1:50.260	31.922	42.621	35.717	152.6	14:52.477
6	1:47.935	31.112	41.686	35.137	155.9	27:27.354	6	1:50.600	32.406	42.411	35.783	152.2	16:43.077
7	1:47.760	31.047	41.832	34.881	156.2	29:15.114	7	1:49.582	31.591	42.247	35.744	153.6	18:32.659
8	1:47.821	31.051	41.666	35.104	156.1	31:02.935	8	1:55.331 B	31.918	42.462	40.951	145.9	20:27.990
9	<u>1:47.630</u>	31.051	<u>41.646</u>	34.933	156.4	32:50.565	9	5:40.491	4:06.141	55.102	39.248	49.4	26:08.481
10	1:47.809	31.048	41.582	35.179	156.1	34:38.374	10	1:58.151	35.315	46.316	36.520	142.4	28:06.632
11	1:47.529	30.954	41.692	34.883	156.5	36:25.903	11	1:50.883	32.107	42.856	35.920	151.8	29:57.515
12	1:54.237 B	31.054	41.893	41.290	147.3	38:20.140	12	1:49.748	31.625	42.362	35.761	153.4	31:47.263
12 Nikola Tsolov BGR							22 Carl Bennett THA						
Campos Racing Tatuus F4-T421							Sainteloc Racing Tatuus F4-T421						
1	17:57.068	...	46.887	37.853	15.1	17:57.068	1	2:51.307	1:08.351	57.672	45.284	95.2	2:51.307
2	1:57.118	33.722	47.691	35.705	143.7	19:54.186	2	2:07.098	36.835	48.332	41.931	132.4	4:58.405
3	1:48.170	31.292	41.930	34.948	155.6	21:42.356	3	2:14.160 B	34.124	47.253	52.783	125.4	7:12.565
4	1:47.127	30.989	41.559	34.579	157.1	23:29.483	4	7:39.316	6:09.717	49.881	39.718	36.6	14:51.881
5	<u>1:51.042</u>	30.758	45.090	<u>35.194</u>	151.6	25:20.525	5	<u>1:56.084</u>	33.632	45.175	<u>37.277</u>	145.0	16:47.965
6	<u>1:46.895</u>	<u>30.952</u>	41.297	34.646	157.4	27:07.420	6	<u>1:52.084</u>	<u>32.578</u>	43.294	36.212	150.2	18:40.049
7	1:46.868	30.721	41.500	34.647	157.5	28:54.288	7	1:50.605	31.874	42.895	35.836	152.2	20:30.654
8	1:46.606	30.582	41.417	34.607	157.9	30:40.894	8	1:50.985	32.056	43.120	35.809	151.6	22:21.639
9	1:46.566	30.743	41.359	34.464	157.9	32:27.460	9	1:51.060	31.910	43.339	35.811	151.5	24:12.699
10	1:54.974 B	30.675	41.307	42.992	146.4	34:22.434	10	1:51.876	32.093	43.712	36.071	150.4	26:04.575
13 Daniel Nogales ESP							23 Kirill Smal KGZ						
Drivex Tatuus F4-T421							MP Motorsport Tatuus F4-T421						
1	18:30.943	...	52.436	38.004	14.7	18:30.943	1	17:38.446	...	51.345	41.013	15.4	17:38.446
2	1:57.169	36.114	44.928	36.127	143.6	20:28.112	2	1:58.298	35.083	45.938	37.277	142.3	19:36.744
3	<u>1:50.410</u>	31.956	<u>42.877</u>	35.577	152.4	22:18.522	3	1:49.891	31.902	42.481	35.508	153.2	21:26.635
4	1:49.592	32.157	42.209	35.226	153.6	24:08.114	4	1:48.358	31.372	41.917	35.069	155.3	23:14.993
5	1:48.349	31.249	42.040	35.060	155.3	25:56.463	5	<u>1:47.515</u>	30.982	<u>41.670</u>	34.863	156.5	25:02.508
6	<u>1:48.041</u>	31.165	<u>41.885</u>	34.991	155.8	27:44.504	6	1:48.739	31.179	42.220	35.340	154.8	26:51.247
7	1:47.856	31.078	41.804	34.974	156.0	29:32.360							
8	1:47.462	30.963	41.656	34.843	156.6	31:19.822							
9	1:47.298	30.904	41.562	34.832	156.9	33:07.120							
10	1:47.456	30.878	41.539	35.039	156.6	34:54.576							
11	1:47.418	30.996	41.545	34.877	156.7	36:41.994							
12	1:56.554 B	31.646	42.104	42.804	144.4	38:38.548							



FORMULA 4 SPAIN

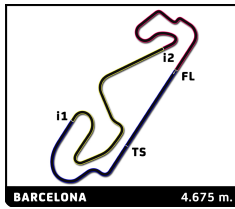
RACING WEEKEND BARCELONA

Entrenamiento Libre 1

Sector Analysis

— Invalidated Lap ■ Personal Best ■ Session Best B Crossing the pit lane

Lap	Time	Sector 1	Sector 2	Sector 3	Kph	Elapsed	Lap	Time	Sector 1	Sector 2	Sector 3	Kph	Elapsed
7	1:47.073	30.885	41.451	34.737	157.2	28:38.320	3	1:49.315	31.923	42.314	35.078	154.0	21:48.673
8	1:46.994	30.819	41.350	34.825	157.3	30:25.314	4	1:48.225	31.326	41.883	35.016	155.5	23:36.898
9	1:46.842	30.798	41.360	34.684	157.5	32:12.156	5	1:47.314	31.032	41.601	34.681	156.8	25:24.212
10	2:07.654B	34.085	49.299	44.270	131.8	34:19.810	6	1:47.219	30.982	41.511	34.726	157.0	27:11.431
24 Miron Pingasov ESP							30 Gael Julien FRA						
MP Motorsport Tatuus F4-T421							Drivex Tatuus F4-T421						
1	17:43.833	...	48.651	39.252	15.3	17:43.833	1	2:22.428	56.311	47.986	38.131	114.5	2:22.428
2	2:02.403	36.478	48.622	37.303	137.5	19:46.236	2	1:58.404	33.531	46.028	38.845	142.1	4:20.832
3	1:50.288	32.301	42.524	35.463	152.6	21:36.524	3	2:03.631B	32.956	44.766	45.909	136.1	6:24.463
4	1:49.661	31.294	41.921	36.446	153.5	23:26.185	4	6:31.119	5:11.115	43.866	36.138	43.0	12:55.582
5	1:48.120	31.137	41.921	35.062	155.7	25:14.305	5	1:52.479	31.957	44.091	36.431	149.6	14:48.061
6	1:51.932	30.926	44.681	36.325	150.4	27:06.237	6	1:50.418	31.476	42.435	36.507	152.4	16:38.479
7	1:47.786	31.035	41.715	35.036	156.1	28:54.023	7	1:48.884	31.449	42.230	35.205	154.6	18:27.363
8	1:48.407	31.369	42.136	34.902	155.2	30:42.430	8	1:48.032	31.097	41.882	35.053	155.8	20:15.395
9	1:47.570	30.977	41.623	34.970	156.5	32:30.000	9	1:47.949	31.096	41.743	35.110	155.9	22:03.344
10	1:55.052B	31.117	41.860	42.075	146.3	34:25.052	10	1:50.440	31.228	42.050	37.162	152.4	23:53.784
25 Jef Machiels BEL							11 1:51.761B 31.115 41.782 38.864 150.6 25:45.545						
Monlau Motorsport Tatuus F4-T421							12 5:53.704 4:27.786 43.312 42.606 47.6 31:39.249						
1	2:25.738	58.335	49.006	38.397	111.9	2:25.738	13	1:48.761	31.363	41.954	35.444	154.7	33:28.010
2	1:59.779	34.738	48.293	36.748	140.5	4:25.517	14	1:48.247	31.229	41.942	35.076	155.5	35:16.257
3	2:00.330B	32.054	43.037	45.239	139.9	6:25.847	15	1:53.221	34.692	42.856	35.673	148.6	37:09.478
4	6:30.334	5:10.353	43.817	36.164	43.1	12:56.181	16	1:48.052	31.211	41.807	35.034	155.8	38:57.530
5	1:50.909	31.792	43.577	35.540	151.7	14:47.090	17	1:51.533B	31.336	41.842	38.355	150.9	40:49.063
6	1:48.906	31.518	42.161	35.227	154.5	16:35.996	34 Theodor Jensen DNK						
7	1:49.749	31.359	42.451	35.939	153.3	18:25.745	Sainteloc Racing Tatuus F4-T421						
8	1:49.440	31.629	42.095	35.716	153.8	20:15.185	1	2:31.123	58.247	52.927	39.949	107.9	2:31.123
9	1:56.342B	32.444	42.849	41.049	144.7	22:11.527	2	1:57.598	33.940	45.737	37.921	143.1	4:28.721
10	6:47.078	5:11.238	53.773	42.067	41.3	28:58.605	3	2:05.564B	33.793	44.234	47.537	134.0	6:34.285
11	2:04.361	38.887	47.831	37.643	135.3	31:02.966	4	8:33.774	7:00.421	50.765	42.588	32.8	15:08.059
12	1:51.550	33.202	42.861	35.487	150.9	32:54.516	5	1:53.240	32.814	44.018	36.408	148.6	17:01.299
13	1:48.973	31.468	42.355	35.150	154.4	34:43.489	6	1:51.114	32.322	42.924	35.868	151.5	18:52.413
14	2:01.104	31.184	52.865	37.055	139.0	36:44.593	7	1:51.536	31.637	42.416	37.483	150.9	20:43.949
15	1:48.311	31.218	41.792	35.301	155.4	38:32.904	8	1:49.616	31.796	42.224	35.596	153.5	22:33.565
16	1:47.680	31.152	41.731	34.797	156.3	40:20.584	9	1:49.176	31.441	42.266	35.469	154.2	24:22.741
26 Vladislav Ryabov ESP							10 1:50.649 32.865 42.419 35.365 152.1 26:13.390						
GRS Team Tatuus F4-T421							11 1:50.737 31.501 42.398 36.838 152.0 28:04.127						
1	18:11.139	...	47.637	38.365	15.0	18:11.139	12	1:51.337	32.741	42.556	36.040	151.2	29:55.464
2	1:53.566	33.011	43.321	37.234	148.2	20:04.705	13	1:58.342B	31.646	42.751	43.945	142.2	31:53.806
3	1:50.124	31.775	42.531	35.818	152.8	21:54.829	35 Sebastian Gravlund DNK						
4	1:48.736	31.283	42.210	35.243	154.8	23:43.565	MP Motorsport Tatuus F4-T421						
5	1:48.690	31.187	42.083	35.420	154.8	25:32.255	1	17:38.790	...	50.472	39.866	15.4	17:38.790
6	1:48.262	31.304	41.841	35.117	155.5	27:20.517	2	1:59.543	35.101	46.673	37.769	140.8	19:38.333
7	1:49.285	31.223	41.985	36.077	154.0	29:09.802	3	1:54.719	35.536	43.423	35.760	146.7	21:33.052
8	1:48.870	31.147	42.374	35.349	154.6	30:58.672	4	1:49.974	31.480	42.827	35.667	153.0	23:23.026
9	1:48.068	31.129	41.826	35.113	155.7	32:46.740	5	1:47.946	31.127	41.728	35.091	155.9	25:10.972
10	1:48.530	31.421	41.945	35.164	155.1	34:35.270	6	1:47.461	31.069	41.528	34.864	156.6	26:58.433
11	1:48.000	31.173	41.935	34.892	155.8	36:23.270	7	1:47.644	30.899	41.689	35.056	156.3	28:46.077
12	1:48.307	31.257	41.865	35.185	155.4	38:11.577	8	1:48.181	31.234	41.817	35.130	155.6	30:34.258
13	1:54.766B	31.362	42.274	41.130	146.6	40:06.343	9	1:48.307	31.328	41.796	35.183	155.4	32:22.565
29 Georg Kelstrup DNK													
Campos Racing Tatuus F4-T421													
1	18:04.336	...	47.959	38.160	15.0	18:04.336							
2	1:55.022	33.684	44.719	36.619	146.3	19:59.358							



FORMULA 4 SPAIN

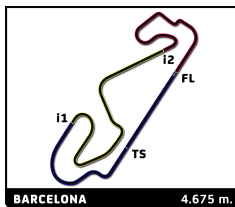
RACING WEEKEND BARCELONA

Entrenamiento Libre 1

Sector Analysis

— Invalidated Lap ■ Personal Best ■ Session Best B Crossing the pit lane

Lap	Time	Sector 1	Sector 2	Sector 3	Kph	Elapsed	Lap	Time	Sector 1	Sector 2	Sector 3	Kph	Elapsed
10	1:47.492	31.030	41.617	34.845	156.6	34:10.057	1	8:13.463 B	6:28.038	54.232	51.193	33.1	8:13.463
11	1:54.509 B	31.733	42.297	40.479	147.0	36:04.566	2	4:51.195	3:30.206	44.748	36.241	57.8	13:04.658
41 Jonas Ried DEU							3	1:51.095	32.165	43.370	35.560	151.5	14:55.753
Monlau Motorsport Tatuus F4-T421							4	1:49.833	31.600	42.825	35.408	153.2	16:45.586
1	2:27.659	1:00.293	48.894	38.472	110.5	2:27.659	5	1:48.820	31.364	42.240	35.216	154.7	18:34.406
2	1:55.281	33.590	45.087	36.604	146.0	4:22.940	6	1:55.276 B	31.787	42.306	41.183	146.0	20:29.682
3	1:59.965 B	31.705	42.605	45.655	140.3	6:22.905	7	2:50.684	1:32.095	42.955	35.634	98.6	23:20.366
4	6:37.108	5:16.946	44.274	35.888	42.4	13:00.013	8	1:49.088	31.596	41.980	35.512	154.3	25:09.454
5	1:50.539	31.786	42.484	36.269	152.3	14:50.552	9	1:48.044	31.128	41.753	35.163	155.8	26:57.498
6	1:48.649	31.380	42.023	35.246	154.9	16:39.201	10	1:48.151	31.214	41.795	35.142	155.6	28:45.649
7	1:48.659	31.238	42.204	35.217	154.9	18:27.860	11	3:11.022 B	32.288	42.563	1:56.171	88.1	31:56.671
8	1:48.134	30.974	41.964	35.196	155.6	20:15.994	51 Christian Ho SGP						
9	1:54.878 B	31.146	41.903	41.829	146.5	22:10.872	MP Motorsport Tatuus F4-T421						
10	5:19.903	3:44.179	50.104	45.620	52.6	27:30.775	1	17:38.918	...	50.085	40.726	15.4	17:38.918
11	1:52.546	32.673	43.934	35.939	149.5	29:23.321	2	1:54.793	33.422	44.819	36.552	146.6	19:33.711
12	1:50.222	31.783	42.888	35.551	152.7	31:13.543	3	1:50.403	32.182	42.923	35.298	152.4	21:24.114
13	1:47.752	31.025	41.740	34.987	156.2	33:01.295	4	1:48.307	31.502	41.919	34.886	155.4	23:12.421
14	1:47.627	31.005	41.575	35.047	156.4	34:48.922	5	1:47.467	30.979	41.630	34.858	156.6	24:59.888
15	1:49.380	31.073	43.239	35.068	153.9	36:38.302	6	1:47.066	30.971	41.385	34.710	157.2	26:46.954
16	1:47.408	30.993	41.601	34.814	156.7	38:25.710	7	1:47.410	31.120	41.583	34.707	156.7	28:34.364
17	1:47.585	31.114	41.508	34.963	156.4	40:13.295	8	1:46.876	30.925	41.351	34.600	157.5	30:21.240
44 Manuel Espirito Santo PRT							9	1:46.738	30.801	41.282	34.655	157.7	32:07.978
Campos Racing Tatuus F4-T421							10	1:53.213 B	30.894	41.382	40.937	148.7	34:01.191
1	18:00.488	...	48.535	37.612	15.1	18:00.488	55 Valerio Rinicella ITA						
2	1:55.257	33.654	45.728	35.875	146.0	19:55.745	MP Motorsport Tatuus F4-T421						
3	1:48.726	31.532	42.168	35.026	154.8	21:44.471	1	18:04.415	...	51.380	40.743	15.0	18:04.415
4	1:48.288	31.476	41.996	34.816	155.4	23:32.759	2	2:01.480	35.680	48.100	37.700	138.5	20:05.895
5	1:48.513	31.646	41.997	34.870	155.1	25:21.272	3	1:55.530	36.363	43.640	35.527	145.7	22:01.425
6	1:47.769	31.053	41.826	34.890	156.2	27:09.041	4	1:47.790	31.328	41.657	34.805	156.1	23:49.215
7	1:47.953	31.251	41.653	35.049	155.9	28:56.994	5	1:47.026	30.881	41.483	34.662	157.3	25:36.241
8	1:47.507	31.012	41.617	34.878	156.5	30:44.501	6	1:47.111	30.888	41.543	34.680	157.1	27:23.352
9	1:52.252	30.933	46.369	34.950	149.9	32:36.753	7	1:46.883	30.823	41.255	34.805	157.5	29:10.235
10	1:52.564 B	31.059	41.648	39.857	149.5	34:29.317	8	1:47.038	30.830	41.505	34.703	157.2	30:57.273
46 Robert de Haan NLD							9	1:47.487	30.816	41.980	34.691	156.6	32:44.760
Monlau Motorsport Tatuus F4-T421							10	1:54.473 B	30.867	41.480	42.126	147.0	34:39.233
1	2:43.857	1:15.267	49.973	38.617	99.6	2:43.857	68 Hugh Barter AUS						
2	1:56.003	34.006	44.376	37.621	145.1	4:39.860	Campos Racing Tatuus F4-T421						
3	1:59.985 B	31.782	42.606	45.597	140.3	6:39.845	1	18:05.339	...	47.910	38.444	15.0	18:05.339
4	6:33.940	5:15.284	42.978	35.678	42.7	13:13.785	2	1:56.715	33.386	44.867	38.462	144.2	20:02.054
5	1:52.408	31.477	42.063	38.868	149.7	15:06.193	3	1:48.749	31.694	42.058	34.997	154.8	21:50.803
6	1:48.372	31.282	41.917	35.173	155.3	16:54.565	4	1:48.094	31.799	41.660	34.635	155.7	23:38.897
7	1:48.173	31.219	41.843	35.111	155.6	18:42.738	5	1:47.184	31.018	41.568	34.598	157.0	25:26.081
8	1:48.224	31.385	41.790	35.049	155.5	20:30.962	6	1:47.053	30.912	41.546	34.595	157.2	27:13.134
9	1:47.922	31.019	41.754	35.149	155.9	22:18.884	7	1:47.745	30.810	41.389	35.546	156.2	29:00.879
10	1:48.070	31.319	41.731	35.020	155.7	24:06.954	8	1:47.414	30.653	41.930	34.831	156.7	30:48.293
11	1:52.995 B	31.081	41.818	40.096	148.9	25:59.949	9	1:47.018	30.701	41.325	34.992	157.3	32:35.311
12	4:59.581	3:38.876	44.166	36.539	56.2	30:59.530	10	1:54.873 B	33.310	41.899	39.664	146.5	34:30.184
13	1:48.102	31.061	41.970	35.071	155.7	32:47.632	71 Noah Iisle GBR						
14	1:52.397	35.485	41.944	34.968	149.7	34:40.029	JHR Developments Tatuus F4-T421						
15	2:00.448 B	31.301	48.953	40.194	139.7	36:40.477	1	8:11.718 B	6:27.366	54.283	50.069	33.2	8:11.718
16	2:29.771 B	1:07.148	42.088	40.535	112.4	39:10.248	2	4:54.295	3:32.931	45.006	36.358	57.2	13:06.013
49 Daniel Guinard GBR							3	1:51.799	33.338	42.633	35.828	150.5	14:57.812
JHR Developments Tatuus F4-T421							4	1:50.609	32.912	42.325	35.372	152.2	16:48.421



FORMULA 4 SPAIN

RACING WEEKEND BARCELONA

Entrenamiento Libre 1

Sector Analysis

— Invalidated Lap ■ Personal Best ■ Session Best B Crossing the pit lane

Lap	Time	Sector 1	Sector 2	Sector 3	Kph	Elapsed	Lap	Time	Sector 1	Sector 2	Sector 3	Kph	Elapsed
72 Marcos Flack AUS							80 Juan Francisco Soldavini ARG						
GRS Team Tatuus F4-T421							CRAM Pinnacle Tatuus F4-T422						
1	2:23.318	57.160	47.880	38.278	113.8	2:23.318	1	17:40.910	...	52.263	40.071	15.4	17:40.910
2	1:54.569	33.074	44.580	36.915	146.9	4:17.887	2	1:58.686	34.966	46.571	37.149	141.8	19:39.596
3	1:57.278B	32.161	43.030	42.087	143.5	6:15.165	3	1:52.678	32.631	43.579	36.468	149.4	21:32.274
4	6:39.151	5:19.961	43.470	35.720	42.2	12:54.316	4	1:50.520	31.962	42.741	35.817	152.3	23:22.794
5	1:49.937	31.583	42.385	35.969	153.1	14:44.253	5	1:49.945	31.930	42.442	35.573	153.1	25:12.739
6	1:48.728	31.455	42.025	35.248	154.8	16:32.981	6	1:49.889	31.541	42.232	36.116	153.2	27:02.628
7	1:48.498	31.301	41.997	35.200	155.1	18:21.479	7	1:49.163	31.456	42.239	35.468	154.2	28:51.791
8	1:48.526	31.115	41.960	35.451	155.1	20:10.005	8	1:53.612	31.996	44.719	36.897	148.1	30:45.403
9	1:48.729	31.585	41.964	35.180	154.8	21:58.734	9	1:52.466	31.469	45.144	35.853	149.6	32:37.869
10	1:48.468	31.190	42.164	35.114	155.2	23:47.202	10	2:03.303	41.436	43.398	38.469	136.5	34:41.172
11	1:48.073	31.034	41.931	35.108	155.7	25:35.275	11	1:57.847B	31.658	43.074	43.115	142.8	36:39.019
12	1:54.040B	31.174	43.134	39.732	147.6	27:29.315							
13	6:08.385	4:50.491	42.445	35.449	45.7	33:37.700							
14	1:48.619	31.399	42.026	35.194	154.9	35:26.319							
15	1:48.784	31.434	42.140	35.210	154.7	37:15.103							
16	1:53.982B	31.321	42.278	40.383	147.7	39:09.085							
75 Noah Stromsted DNK							99 Daniel Mavlyutov GBR						
Campos Racing Tatuus F4-T421							GRS Team Tatuus F4-T421						
1	18:08.510	...	48.120	37.625	15.0	18:08.510	1	10:54.509B	2:40.168	51.347	7:22.994	24.9	10:54.509
2	1:55.733	34.527	43.457	37.749	145.4	20:04.243	2	10:11.837	8:46.433	47.586	37.818	27.5	21:06.346
3	1:49.666	31.529	42.171	35.966	153.5	21:53.909	3	1:53.097	32.812	43.819	36.466	148.8	22:59.443
4	1:47.908	31.259	41.839	34.810	156.0	23:41.817	4	1:52.048	32.458	43.227	36.363	150.2	24:51.491
5	1:47.166	30.936	41.613	34.617	157.0	25:28.983	5	1:51.221	32.109	42.804	36.308	151.3	26:42.712
6	1:46.686	30.906	41.327	34.453	157.8	27:15.669	6	1:51.075	32.256	42.868	35.951	151.5	28:33.787
7	1:50.988	30.749	41.399	38.840	151.6	29:06.657	7	1:51.162	32.569	42.868	35.725	151.4	30:24.949
8	1:46.808	30.816	41.412	34.580	157.6	30:53.465	8	1:51.826	32.842	43.012	35.972	150.5	32:16.775
9	1:47.131	30.815	41.266	35.050	157.1	32:40.596	9	1:50.591	31.938	42.734	35.919	152.2	34:07.366
10	1:46.536	30.692	41.254	34.590	158.0	34:27.132	10	1:50.568	32.028	42.794	35.746	152.2	35:57.934
11	1:51.608B	30.876	41.433	39.299	150.8	36:18.740	11	1:49.998	31.821	42.526	35.651	153.0	37:47.932
							12	1:50.439	32.009	42.737	35.693	152.4	39:38.371
							13	1:50.665	32.031	42.754	35.880	152.1	41:29.036
78 Gianmarco Pradel AUS													
CRAM Pinnacle Tatuus F4-T421													
1	17:39.919	...	52.329	39.918	15.4	17:39.919							
2	1:59.017	34.924	46.436	37.657	141.4	19:38.936							
3	1:55.505	34.326	44.713	36.466	145.7	21:34.441							
4	1:50.088	31.694	42.505	35.889	152.9	23:24.529							
5	1:48.960	31.280	42.347	35.333	154.5	25:13.489							
6	1:49.815	31.405	42.287	36.123	153.3	27:03.304							
7	1:58.637	31.621	50.959	36.057	141.9	29:01.941							
8	1:49.411	31.507	42.234	35.670	153.8	30:51.352							
9	1:49.066	31.384	42.271	35.411	154.3	32:40.418							
10	1:50.465	31.773	43.140	35.552	152.4	34:30.883							
11	1:48.883	31.329	42.278	35.276	154.6	36:19.766							
12	1:48.661	31.348	42.012	35.301	154.9	38:08.427							
13	2:09.350B	31.261	49.288	48.801	130.1	40:17.777							