

# FORMULA 4 SPAIN

## RACING WEEKEND BARCELONA


### Entrenamiento Libre 2

### Sector Analysis

— Invalidated Lap   
 ■ Personal Best   
 ■ Session Best   
 ■ Crossing the pit lane

Lap	Time	Sector 1	Sector 2	Sector 3	Kph	Elapsed	Lap	Time	Sector 1	Sector 2	Sector 3	Kph	Elapsed
<b>1</b> Maksim Arkhangelskii ESP							<b>5</b> Ricardo Gracia BRA						
Drivex Tatuus F4-T421							GRS Team Tatuus F4-T421						
1	10:27.547	8:55.800	49.956	41.791	26.0	10:27.547	1	2:25.643	1:03.438	45.584	36.621	112.0	2:25.643
2	1:59.688	35.426	45.975	38.287	140.6	12:27.235	2	1:52.320	32.149	43.063	37.108	149.8	4:17.963
3	1:52.061	32.641	43.350	36.070	150.2	14:19.296	3	1:50.773	32.096	42.974	35.703	151.9	6:08.736
4	1:59.620	31.599	42.451	45.570	140.7	16:18.916	4	1:50.576	32.129	42.647	35.800	152.2	7:59.312
5	7:33.922	6:06.527	48.409	38.986	37.1	23:52.838	5	1:50.242	31.968	42.589	35.685	152.7	9:49.554
6	1:49.904	31.972	42.279	35.653	153.1	25:42.742	6	1:55.093	32.060	42.747	40.286	146.2	11:44.647
7	1:48.362	31.116	41.965	35.281	155.3	27:31.104	7	6:12.293	4:38.819	48.807	44.667	45.2	17:56.940
8	1:48.266	31.059	41.781	35.426	155.5	29:19.370	8	5:41.181	4:20.174	44.690	36.317	49.3	23:38.121
9	1:49.457	31.808	42.250	35.399	153.8	31:08.827	9	1:51.089	32.129	42.852	36.108	151.5	25:29.210
10	1:48.942	31.286	41.947	35.709	154.5	32:57.769	10	1:51.285	31.436	42.688	37.161	151.2	27:20.495
11	1:49.184	31.208	42.118	35.858	154.1	34:46.953	11	1:49.415	31.563	42.438	35.414	153.8	29:09.910
12	1:56.034	31.677	42.704	41.653	145.0	36:42.987	12	1:48.264	31.197	41.784	35.283	155.5	30:58.174
							13	1:48.768	31.207	42.310	35.251	154.7	32:46.942
							14	1:48.099	31.233	41.821	35.045	155.7	34:35.041
							15	1:48.248	31.296	41.742	35.210	155.5	36:23.289
							16	1:48.233	31.234	41.799	35.200	155.5	38:11.522
							17	1:48.143	31.281	41.773	35.089	155.6	39:59.665
<b>2</b> Max Mayer ESP							<b>6</b> Theophile Nael ESP						
Fórmula de Campeones Tatuus F4-T421							Sainteloc Racing Tatuus F4-T421						
1	2:14.229	53.099	44.883	36.247	121.5	2:14.229	1	2:23.517	55.135	49.489	38.893	113.7	2:23.517
2	2:06.405	32.450	51.317	42.638	133.1	4:20.634	2	1:56.127	32.651	44.924	38.552	144.9	4:19.644
3	1:49.768	31.754	42.743	35.271	153.3	6:10.402	3	1:55.501	32.283	43.606	39.612	145.7	6:15.145
4	1:49.068	31.461	42.055	35.552	154.3	7:59.470	4	5:25.780	4:05.321	44.858	35.601	51.7	11:40.925
5	1:48.412	31.239	41.901	35.272	155.2	9:47.882	5	1:49.211	31.748	42.351	35.112	154.1	13:30.136
6	1:48.388	31.387	41.868	35.133	155.3	11:36.270	6	1:48.352	31.398	41.931	35.023	155.3	15:18.488
7	1:52.896	31.136	41.896	39.864	149.1	13:29.166	7	1:58.299	31.355	42.643	44.301	142.3	17:16.787
8	10:18.738	8:51.405	50.400	36.933	27.2	23:47.904	8	6:18.375	4:59.429	43.745	35.201	44.5	23:35.162
9	1:52.624	32.502	44.415	35.707	149.4	25:40.528	9	1:52.822	31.949	42.480	38.393	149.2	25:27.984
10	1:49.053	31.870	42.019	35.164	154.3	27:29.581	10	1:52.031	31.364	42.330	38.337	150.2	27:20.015
11	1:48.306	31.200	42.024	35.082	155.4	29:17.887	11	1:53.877	31.853	42.122	39.902	147.8	29:13.892
12	1:48.281	31.092	42.043	35.146	155.4	31:06.168	12	2:21.605	1:03.427	42.045	36.133	118.9	31:35.497
13	1:48.827	31.219	41.984	35.624	154.6	32:54.995	13	1:48.331	31.444	41.903	34.984	155.4	33:23.828
14	1:47.893	31.097	41.620	35.176	156.0	34:42.888	14	1:48.352	31.296	42.057	34.999	155.3	35:12.180
15	1:47.850	30.984	41.831	35.035	156.1	36:30.738	15	1:48.294	31.319	41.761	35.214	155.4	37:00.474
16	1:48.012	31.089	41.784	35.139	155.8	38:18.750	16	1:55.200	31.422	42.765	41.013	146.1	38:55.674
17	1:53.166	31.152	41.689	40.325	148.7	40:11.916							
<b>3</b> Jesse Carrasquedo MEX							<b>7</b> Timoteusz Kucharczyk POL						
Campos Racing Tatuus F4-T421							MP Motorsport Tatuus F4-T421						
1	2:15.496	53.734	45.337	36.425	120.4	2:15.496	1	2:02.527	41.699	44.644	36.184	133.1	2:02.527
2	2:00.508	34.546	46.563	39.399	139.7	4:16.004	2	1:50.141	32.293	42.546	35.302	152.8	3:52.668
3	1:49.472	32.033	42.165	35.274	153.7	6:05.476	3	1:48.412	31.370	41.962	35.080	155.2	5:41.080
4	1:48.401	31.337	42.033	35.031	155.3	7:53.877	4	1:48.065	31.474	41.753	34.838	155.7	7:29.145
5	1:47.900	31.119	41.660	35.121	156.0	9:41.777	5	1:47.704	31.109	41.740	34.855	156.3	9:16.849
6	1:47.817	31.137	41.607	35.073	156.1	11:29.594	6	1:47.438	31.094	41.551	34.793	156.6	11:04.287
7	1:47.727	31.086	41.658	34.983	156.2	13:17.321	7	1:47.534	31.158	41.567	34.809	156.5	12:51.821
8	1:58.992	31.374	42.812	44.806	141.4	15:16.313	8	1:47.492	31.024	41.433	35.035	156.6	14:39.313
9	8:12.392	6:49.184	46.152	37.056	34.2	23:28.705	9	1:54.026	31.093	42.018	40.915	147.6	16:33.339
10	1:57.941	34.856	43.838	39.247	142.7	25:26.646	10	7:27.001	5:57.879	50.609	38.513	37.7	24:00.340
11	1:53.221	31.531	42.557	39.133	148.6	27:19.867	11	1:51.981	32.496	43.242	36.243	150.3	25:52.321
12	1:48.969	31.488	41.850	35.631	154.4	29:08.836	12	1:49.580	31.370	42.099	36.111	153.6	27:41.901
13	1:47.507	31.041	41.639	34.827	156.5	30:56.343	13	1:47.241	31.035	41.466	34.740	156.9	29:29.142
14	1:49.712	31.135	43.806	34.771	153.4	32:46.055	14	1:46.756	30.799	41.336	34.621	157.6	31:15.898
15	1:47.262	31.067	41.448	34.747	156.9	34:33.317	15	1:49.532	30.831	41.453	37.248	153.7	33:05.430
16	1:47.347	30.964	41.574	34.809	156.8	36:20.664							
17	1:47.111	30.930	41.409	34.772	157.1	38:07.775							
18	1:47.081	30.917	41.387	34.777	157.2	39:54.856							





# FORMULA 4 SPAIN

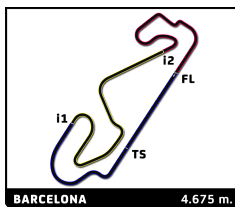
## RACING WEEKEND BARCELONA

### Entrenamiento Libre 2

### Sector Analysis

— Invalidated Lap    ■ Personal Best    ■ Session Best    B Crossing the pit lane

Lap	Time	Sector 1	Sector 2	Sector 3	Kph	Elapsed	Lap	Time	Sector 1	Sector 2	Sector 3	Kph	Elapsed
<b>22</b> Carl Bennett							THA						
Sainteloc Racing							Tatuus F4-T421						
1	2:41.104	1:03.804	55.033	42.267	101.3	2:41.104							
2	1:57.829	33.763	45.915	38.151	142.8	4:38.933							
3	1:59.367 B	32.970	44.141	42.256	141.0	6:38.300							
4	6:19.198	4:54.879	46.914	37.405	44.4	12:57.498							
5	1:56.948	34.853	45.294	36.801	143.9	14:54.446							
6	1:59.364 B	32.308	42.913	44.143	141.0	16:53.810							
7	6:38.951	5:16.783	45.215	36.953	42.2	23:32.761							
8	1:55.889	33.352	43.569	38.968	145.2	25:28.650							
9	1:52.189	<b>31.700</b>	<b>42.568</b>	37.921	150.0	27:20.839							
10	1:52.441	32.034	44.047	36.360	149.7	29:13.280							
11	1:51.677	32.008	43.238	36.431	150.7	31:04.957							
12	1:51.504	31.722	43.875	35.907	150.9	32:56.461							
13	<u>1:50.135</u>	31.769	<u>42.524</u>	<b>35.842</b>	152.8	34:46.596							
14	<u>1:52.158</u>	31.968	<u>42.658</u>	37.532	150.1	36:38.754							
15	<b>1:51.386</b>	32.397	43.057	35.932	151.1	38:30.140							
16	<u>1:51.528</u>	31.784	<u>43.745</u>	35.999	150.9	40:21.668							
<b>23</b> Kirill Smal							KGZ						
MP Motorsport							Tatuus F4-T421						
1	2:08.204	44.837	45.873	37.494	127.2	2:08.204							
2	1:53.075	33.405	43.300	36.370	148.8	4:01.279							
3	1:48.893	31.482	42.165	35.246	154.6	5:50.172							
4	1:48.591	31.291	42.047	35.253	155.0	7:38.763							
5	1:48.205	31.338	41.845	35.022	155.5	9:26.968							
6	1:47.836	31.090	41.674	35.072	156.1	11:14.804							
7	1:49.914	31.007	41.884	37.023	153.1	13:04.718							
8	1:56.103 B	31.188	41.809	43.106	145.0	15:00.821							
9	9:02.720	7:31.156	52.517	39.047	31.0	24:03.541							
10	1:53.516	32.939	43.920	36.657	148.3	25:57.057							
11	1:48.721	31.459	42.093	35.169	154.8	27:45.778							
12	1:47.764	31.087	41.645	35.032	156.2	29:33.542							
13	<b>1:47.216</b>	30.918	<b>41.354</b>	34.944	157.0	31:20.758							
14	1:47.662	30.955	41.671	35.036	156.3	33:08.420							
15	<u>1:46.819</u>	<b>30.749</b>	<u>41.295</u>	<b>34.775</b>	157.6	34:55.239							
16	2:04.142	35.312	52.256	36.574	135.6	36:59.381							
17	1:47.310	31.020	41.358	34.932	156.8	38:46.691							
18	2:23.235 B	42.224	52.192	48.819	117.5	41:09.926							
<b>24</b> Miron Pingasov							ESP						
MP Motorsport							Tatuus F4-T421						
1	2:48.885	1:21.296	47.389	40.200	96.6	2:48.885							
2	1:54.664	33.056	44.754	36.854	146.8	4:43.549							
3	1:49.556	31.732	42.242	35.582	153.6	6:33.105							
4	<u>1:48.655</u>	31.377	<u>41.979</u>	<u>35.299</u>	154.9	8:21.760							
5	<u>1:48.456</u>	<u>31.374</u>	42.025	35.057	155.2	10:10.216							
6	<u>1:48.126</u>	31.192	<u>41.765</u>	35.169	155.7	11:58.342							
7	<u>1:47.903</u>	31.185	<u>41.668</u>	35.050	156.0	13:46.245							
8	<u>1:52.129 B</u>	31.142	<u>41.735</u>	39.252	150.1	15:38.374							
9	8:26.474	6:54.364	52.583	39.527	33.2	24:04.848							
10	1:54.104	33.575	43.963	36.566	147.5	25:58.952							
11	1:48.971	31.514	42.122	35.335	154.4	27:47.923							
12	1:48.064	31.203	41.752	35.109	155.7	29:35.987							
13	1:47.746	31.104	41.603	35.039	156.2	31:23.733							
14	<b>1:47.470</b>	31.094	<b>41.522</b>	<b>34.854</b>	156.6	33:11.203							
15	1:47.577	<b>31.055</b>	41.547	34.975	156.4	34:58.780							
16	2:04.966 B	31.109	51.886	41.971	134.7	37:03.746							
17	2:45.904 B	1:21.658	42.536	41.710	101.4	39:49.650							
<b>25</b> Jef Machiels							BEL						
Monlau Motorsport							Tatuus F4-T421						
1	2:29.587 B	1:02.804	44.992	41.791	109.1	2:29.587							
2	2:20.045 B	56.208	43.297	40.540	120.2	4:49.632							
3	2:26.849	1:08.736	42.591	35.522	114.6	7:16.481							
4	<u>1:49.238</u>	31.576	<u>42.293</u>	35.369	154.1	9:05.719							
5	1:48.544	31.292	42.152	<b>35.100</b>	155.1	10:54.263							
6	1:48.718	31.331	41.961	35.426	154.8	12:42.981							
7	1:48.584	31.267	42.105	35.212	155.0	14:31.565							
8	1:58.233 B	<b>31.160</b>	42.085	44.988	142.3	16:29.798							
9	8:45.051	7:20.083	47.356	37.612	32.1	25:14.849							
10	<u>1:49.490</u>	31.574	<u>42.505</u>	35.411	153.7	27:04.339							
11	<b>1:48.495</b>	31.306	41.971	35.218	155.1	28:52.834							
12	<u>1:50.455</u>	31.383	<u>43.446</u>	35.626	152.4	30:43.289							
13	1:49.457	31.337	42.506	35.614	153.8	32:32.746							
14	1:48.624	31.274	42.069	35.281	154.9	34:21.370							
15	1:49.339	31.299	42.016	36.024	153.9	36:10.709							
16	1:48.567	31.248	41.978	35.341	155.0	37:59.276							
17	<u>1:48.438</u>	31.353	<u>41.820</u>	35.265	155.2	39:47.714							
18	1:51.784 B	31.372	<b>41.819</b>	38.593	150.6	41:39.498							
<b>26</b> Vladislav Ryabov							ESP						
GRS Team							Tatuus F4-T421						
1	2:20.142	59.227	44.437	36.478	116.4	2:20.142							
2	1:56.804	31.908	44.596	40.300	144.1	4:16.946							
3	1:49.671	31.823	42.460	35.388	153.5	6:06.617							
4	1:48.568	31.366	42.025	35.177	155.0	7:55.185							
5	1:48.575	31.181	42.017	35.377	155.0	9:43.760							
6	1:48.200	31.226	41.838	35.136	155.5	11:31.960							
7	1:52.907 B	31.256	41.849	39.802	149.1	13:24.867							
8	10:19.852	8:50.994	49.904	38.954	27.2	23:44.719							
9	1:53.434	33.694	43.602	36.138	148.4	25:38.153							
10	<u>1:48.966</u>	31.429	<u>42.259</u>	35.278	154.5	27:27.119							
11	1:48.211	31.203	41.731	35.277	155.5	29:15.330							
12	1:49.022	31.202	42.114	35.706	154.4	31:04.352							
13	1:48.019	31.152	41.675	35.192	155.8	32:52.371							



# FORMULA 4 SPAIN

## RACING WEEKEND BARCELONA

### Entrenamiento Libre 2

### Sector Analysis

— Invalidated Lap    ■ Personal Best    ■ Session Best    B Crossing the pit lane

Lap	Time	Sector 1	Sector 2	Sector 3	Kph	Elapsed	Lap	Time	Sector 1	Sector 2	Sector 3	Kph	Elapsed
14	1:47.686	31.242	41.575	<b>34.869</b>	156.3	34:40.057	5	1:48.483	31.238	41.955	35.290	155.1	9:29.590
15	<u>1:47.657</u>	<b>31.104</b>	41.470	35.083	156.3	36:27.714	6	1:48.731	31.152	42.308	35.271	154.8	11:18.321
16	<b>1:47.602</b>	31.156	<b>41.484</b>	34.962	156.4	38:15.316	7	1:47.971	31.207	41.753	35.011	155.9	13:06.292
17	2:06.906B	31.155	45.274	50.477	132.6	40:22.222	8	1:56.774B	31.115	41.645	44.014	144.1	15:03.066

29 Georg Kelstrup							DNK						
Campos Racing							Tatuus F4-T421						
1	2:16.523	54.482	45.164	36.877	119.5	2:16.523							
2	1:57.605	32.733	45.757	39.115	143.1	4:14.128							
3	1:48.913	31.611	42.148	35.154	154.5	6:03.041							
4	<u>1:48.210</u>	31.214	<b>41.898</b>	35.098	155.5	7:51.251							
5	<u>1:48.196</u>	31.335	<b>41.867</b>	34.994	155.6	9:39.447							
6	1:48.180	31.271	41.846	35.063	155.6	11:27.627							
7	1:48.024	31.202	41.856	34.966	155.8	13:15.651							
8	1:53.069B	31.177	41.746	40.146	148.8	15:08.720							
9	8:18.223	6:54.710	46.266	37.247	33.8	23:26.943							
10	1:58.698	32.760	44.012	41.926	141.8	25:25.641							
11	1:53.397	31.730	42.555	39.112	148.4	27:19.038							
12	1:48.919	31.291	42.247	35.381	154.5	29:07.957							
13	1:47.940	31.169	41.819	34.952	155.9	30:55.897							
14	<b>1:47.417</b>	31.261	<b>41.488</b>	<b>34.668</b>	156.7	32:43.314							
15	1:47.978	31.179	41.995	34.804	155.9	34:31.292							
16	1:47.651	31.042	41.523	35.086	156.3	36:18.943							
17	1:47.592	31.203	41.591	34.798	156.4	38:06.535							
18	1:56.676B	<b>30.990</b>	41.637	44.049	144.2	40:03.211							

30 Gael Julien							FRA						
Drivex							Tatuus F4-T421						
1	2:36.054	1:09.615	47.054	39.385	104.5	2:36.054							
2	1:52.823	32.143	42.873	37.807	149.2	4:28.877							
3	<u>1:50.316</u>	31.937	42.613	<b>35.766</b>	152.6	6:19.193							
4	<u>1:49.240</u>	<b>31.629</b>	42.228	35.383	154.1	8:08.433							
5	1:53.435B	31.671	42.244	39.520	148.4	10:01.868							
6	13:29.276	...	46.843	37.167	20.8	23:31.144							
7	2:02.228	34.209	43.486	44.533	137.7	25:33.372							
8	1:50.224	32.104	42.456	35.664	152.7	27:23.596							
9	1:53.772	31.286	42.313	40.173	147.9	29:17.368							
10	1:48.239	31.269	41.940	<b>35.030</b>	155.5	31:05.607							
11	<u>1:48.525</u>	31.171	<b>42.265</b>	35.089	155.1	32:54.132							
12	<b>1:48.010</b>	31.119	<b>41.771</b>	35.120	155.8	34:42.142							
13	1:51.866	<b>31.089</b>	43.014	37.763	150.4	36:34.008							
14	<u>1:48.085</u>	31.164	<b>41.818</b>	35.103	155.7	38:22.093							
15	<u>1:47.987</u>	31.106	<b>41.693</b>	35.188	155.9	40:10.080							

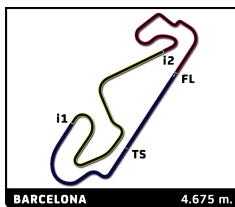
34 Theodor Jensen							DNK						
Sainteloc Racing							Tatuus F4-T421						
1	2:37.132	1:11.602	46.729	38.801	103.8	2:37.132							
2	2:01.062B	33.291	44.003	43.768	139.0	4:38.194							
3	34:01.907	...	44.123	36.931	8.2	38:40.101							
4	<b>1:51.962</b>	<b>32.855</b>	<b>43.162</b>	<b>35.945</b>	150.3	40:32.063							

35 Sebastian Gravlund							DNK						
MP Motorsport							Tatuus F4-T421						
1	2:08.885	45.227	45.768	37.890	126.6	2:08.885							
2	1:52.994	33.109	43.307	36.578	148.9	4:01.879							
3	1:50.102	32.034	42.540	35.528	152.9	5:51.981							
4	1:49.126	31.596	42.218	35.312	154.2	7:41.107							

41 Jonas Ried							DEU						
Monlau Motorsport							Tatuus F4-T421						
1	2:31.622	1:07.379	46.661	37.582	107.6	2:31.622							
2	1:50.832	32.510	42.684	35.638	151.9	4:22.454							
3	1:49.372	31.588	42.244	35.540	153.9	6:11.826							
4	1:48.529	31.192	42.072	35.265	155.1	8:00.355							
5	1:49.447	31.852	41.992	35.603	153.8	9:49.802							
6	1:48.637	31.357	42.106	35.174	154.9	11:38.439							
7	1:48.270	31.215	41.893	35.162	155.4	13:26.709							
8	1:48.007	31.147	41.760	35.100	155.8	15:14.716							
9	2:00.583B	31.132	45.247	44.204	139.6	17:15.299							
10	8:30.525	7:00.983	46.196	43.346	33.0	25:45.824							
11	1:49.735	31.927	42.415	35.393	153.4	27:35.559							
12	1:48.201	31.274	41.858	35.069	155.5	29:23.760							
13	1:48.058	31.228	41.808	<b>35.022</b>	155.7	31:11.818							
14	<b>1:47.759</b>	31.061	41.598	35.100	156.2	32:59.577							
15	<u>1:48.212</u>	<b>30.984</b>	<b>41.969</b>	35.259	155.5	34:47.789							
16	1:49.684	31.086	42.806	35.792	153.4	36:37.473							
17	1:48.022	31.126	<b>41.578</b>	35.318	155.8	38:25.495							
18	1:48.005	31.049	41.647	35.309	155.8	40:13.500							

44 Manuel Espirito Santo							PRT						
Campos Racing							Tatuus F4-T421						
1	2:42.545	1:16.045	49.147	37.353	100.4	2:42.545							
2	1:52.188	33.256	43.480	35.452	150.0	4:34.733							
3	1:48.693	31.595	42.032	35.066	154.8	6:23.426							
4	<u>1:48.219</u>	31.309	42.007	<b>34.903</b>	155.5	8:11.645							
5	<u>1:50.621</u>	<b>32.533</b>	42.870	35.218	152.1	10:02.266							
6	1:47.996	31.288	41.810	34.898	155.8	11:50.262							
7	1:55.200B	34.320	42.136	38.744	146.1	13:45.462							
8	9:38.259	8:15.820	46.110	36.329	29.1	23:23.721							
9	2:00.598	33.030	44.256	43.312	139.6	25:24.319							
10	1:50.614	32.058	42.235	36.321	152.2	27:14.933							
11	<u>1:47.821</u>	31.137	<b>41.757</b>	<b>34.927</b>	156.1	29:02.754							
12	<b>1:47.201</b>	31.117	41.486	<b>34.598</b>	157.0	30:49.955							
13	<u>1:47.102</u>	31.057	<b>41.369</b>	<b>34.676</b>	157.1	32:37.057							
14	<u>1:48.130</u>	<b>31.069</b>	42.273	34.788	155.6	34:25.187							
15	1:49.959	33.029	42.120	34.810	153.1	36:15.146							
16	1:49.094	31.109	41.860	36.125	154.3	38:04.240							
17	2:00.153B	<b>31.055</b>	46.533	42.565	140.1	40:04.393							





# FORMULA 4 SPAIN

## RACING WEEKEND BARCELONA

### Entrenamiento Libre 2

### Sector Analysis

— Invalidated Lap    ■ Personal Best    ■ Session Best    B Crossing the pit lane

Lap	Time	Sector 1	Sector 2	Sector 3	Kph	Elapsed	Lap	Time	Sector 1	Sector 2	Sector 3	Kph	Elapsed
15	1:48.181	31.277	41.794	35.110	155.6	33:08.082	15	1:48.207	31.203	41.792	35.212	155.5	34:41.721
16	1:52.044	32.516	43.091	36.437	150.2	35:00.126	16	1:48.317	31.156	41.781	35.380	155.4	36:30.038
17	1:50.172	31.243	43.281	35.648	152.8	36:50.298	17	2:12.744 B	33.210	53.493	46.041	126.8	38:42.782
18	1:50.052	31.315	42.129	36.608	152.9	38:40.350							
19	1:48.903	31.197	42.197	35.509	154.5	40:29.253							

### 72 Marcos Flack

AUS  
GRS Team    Tatuus F4-T421

1	23:18.215	...	48.197	37.550	11.7	23:18.215
2	1:52.488	32.838	43.585	36.065	149.6	25:10.703
3	1:50.296	32.375	42.406	35.515	152.6	27:00.999
4	1:48.320	31.196	41.839	35.285	155.4	28:49.319
5	1:49.677	31.156	42.037	36.484	153.5	30:38.996
6	1:48.376	31.247	41.870	35.259	155.3	32:27.372
7	1:47.913	31.181	41.771	34.961	156.0	34:15.285
8	1:48.093	31.129	41.615	35.349	155.7	36:03.378
9	1:49.452	31.241	43.023	35.188	153.8	37:52.830
10	1:48.229	31.192	41.693	35.344	155.5	39:41.059
11	1:54.967 B	31.337	42.306	41.324	146.4	41:36.026

### 75 Noah Stromsted

DNK  
Campos Racing    Tatuus F4-T421

1	2:10.539	49.343	44.784	36.412	125.0	2:10.539
2	2:00.013	32.522	50.313	37.178	140.2	4:10.552
3	1:48.794	31.542	42.116	35.136	154.7	5:59.346
4	1:47.768	31.238	41.681	34.849	156.2	7:47.114
5	1:47.384	31.010	41.624	34.750	156.7	9:34.498
6	1:47.286	31.006	41.490	34.790	156.9	11:21.784
7	1:47.256	30.983	41.493	34.780	156.9	13:09.040
8	1:55.601 B	30.957	41.645	42.999	145.6	15:04.641
9	8:21.524	6:59.568	45.456	36.500	33.6	23:26.165
10	1:58.767	32.144	43.489	43.134	141.7	25:24.932
11	1:53.140	31.834	42.839	38.467	148.8	27:18.072
12	1:47.488	31.053	41.583	34.852	156.6	29:05.560
13	1:47.233	31.043	41.425	34.765	156.9	30:52.793
14	1:46.940	30.923	41.380	34.637	157.4	32:39.733
15	1:47.175	30.958	41.406	34.811	157.0	34:26.908
16	1:46.672	30.857	41.247	34.568	157.8	36:13.580
17	1:49.027	30.882	41.293	36.852	154.4	38:02.607
18	2:02.412 B	31.011	48.547	42.854	137.5	40:05.019

### 78 Gianmarco Pradel

AUS  
CRAM Pinnacle    Tatuus F4-T421

1	2:29.771	1:01.991	49.549	38.231	108.9	2:29.771
2	1:55.223	34.572	44.184	36.467	146.1	4:24.994
3	1:55.666	31.942	45.567	38.157	145.5	6:20.660
4	1:50.072	31.648	42.793	35.631	152.9	8:10.732
5	1:49.129	31.271	42.208	35.650	154.2	9:59.861
6	1:49.079	31.279	42.348	35.452	154.3	11:48.940
7	1:48.822	31.139	42.201	35.482	154.7	13:37.762
8	1:53.391 B	31.230	42.148	40.013	148.4	15:31.153
9	8:00.587	6:36.327	46.796	37.464	35.0	23:31.740
10	1:55.476	33.009	43.188	39.279	145.7	25:27.216
11	1:53.105	31.565	42.560	38.980	148.8	27:20.321
12	1:50.349	32.211	42.558	35.580	152.5	29:10.670
13	1:51.806	33.503	42.581	35.722	150.5	31:02.476
14	1:51.038	32.810	42.754	35.474	151.6	32:53.514

### 80 Juan Francisco Soldavini

ARG  
CRAM Pinnacle    Tatuus F4-T422

1	2:34.210 B	1:03.860	46.792	43.558	105.8	2:34.210
2	2:50.865 B	1:23.895	44.723	42.247	98.5	5:25.075
3	2:37.220	1:08.944	47.963	40.313	107.0	8:02.295
4	1:51.286	31.792	43.580	35.914	151.2	9:53.581
5	1:49.427	31.525	42.287	35.615	153.8	11:43.008
6	1:49.175	31.438	42.179	35.558	154.2	13:32.183
7	1:54.719 B	31.558	42.289	40.872	146.7	15:26.902
8	8:11.996	6:49.028	45.360	37.608	34.2	23:38.898
9	1:52.033	32.667	42.785	36.581	150.2	25:30.931
10	1:50.325	31.480	42.233	36.612	152.5	27:21.256
11	1:50.017	31.772	42.648	35.597	153.0	29:11.273
12	1:50.565	31.276	41.980	37.309	152.2	31:01.838
13	1:56.661	34.121	44.869	37.671	144.3	32:58.499
14	1:49.994	31.454	42.196	36.344	153.0	34:48.493
15	1:50.429	31.430	42.366	36.633	152.4	36:38.922
16	1:50.407	31.482	42.424	36.501	152.4	38:29.329
17	1:49.627	31.707	42.222	35.691	153.5	40:18.956

### 99 Daniel Mavlyutov

GBR  
GRS Team    Tatuus F4-T421

1	3:27.889	1:57.165	50.774	39.950	78.5	3:27.889
2	1:55.168	33.641	44.882	36.645	146.1	5:23.057
3	1:51.426	32.293	43.063	36.070	151.0	7:14.483
4	1:50.964	32.420	42.711	35.833	151.7	9:05.447
5	1:51.631	32.155	43.536	35.940	150.8	10:57.078
6	1:51.076	32.029	42.920	36.127	151.5	12:48.154
7	1:51.155	31.945	43.089	36.121	151.4	14:39.309