

FORMULA 4 SPAIN

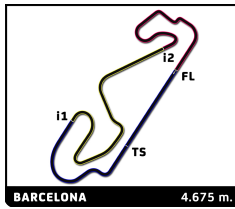
RACING WEEKEND BARCELONA

Entrenamiento Cronometrado 1

Sector Analysis

— Invalidated Lap ■ Personal Best ■ Session Best B Crossing the pit lane

Lap	Time	Sector 1	Sector 2	Sector 3	Kph	Elapsed	Lap	Time	Sector 1	Sector 2	Sector 3	Kph	Elapsed	
1	Maksim Arkhangelskii ESP							7	Timoteusz Kucharczyk POL					
	Drivex Tatuus F4-T421								MP Motorsport Tatuus F4-T421					
1	2:46.128	1:16.099	50.221	39.808	98.2	2:46.128	1	2:09.926	46.273	46.409	37.244	125.6	2:09.926	
2	1:56.410	34.736	44.701	36.973	144.6	4:42.538	2	1:54.542	33.000	43.715	37.827	146.9	4:04.468	
3	1:55.014	31.837	42.824	40.353	146.3	6:37.552	3	1:48.645	31.661	41.989	34.995	154.9	5:53.113	
4	1:49.491	31.599	42.224	35.668	153.7	8:27.043	4	1:48.342	31.040	41.548	35.754	155.3	7:41.455	
5	1:48.878	31.371	42.088	35.419	154.6	10:15.921	5	1:47.036	31.032	41.404	34.600	157.2	9:28.491	
6	1:48.762	31.363	42.010	35.389	154.7	12:04.683	6	1:46.738	30.923	41.249	34.566	157.7	11:15.229	
7	1:48.544	31.264	41.925	35.355	155.1	13:53.227	7	1:47.000	30.884	41.434	34.682	157.3	13:02.229	
8	1:48.538	31.220	41.848	35.470	155.1	15:41.765	8	1:47.114	30.863	41.343	34.908	157.1	14:49.343	
2	Max Mayer ESP							8	Álvaro García ESP					
	Fórmula de Campeones Tatuus F4-T421								Fórmula de Campeones Tatuus F4-T421					
1	2:22.740	57.156	45.830	39.754	114.3	2:22.740	1	2:23.868	57.148	46.830	39.890	113.4	2:23.868	
2	1:59.579	33.672	45.379	40.528	140.7	4:22.319	2	1:59.341	32.996	45.583	40.762	141.0	4:23.209	
3	1:52.564	31.967	42.373	38.224	149.5	6:14.883	3	1:53.788	31.847	42.429	39.512	147.9	6:16.997	
4	1:49.151	31.602	42.203	35.346	154.2	8:04.034	4	1:52.120	33.946	42.436	35.738	150.1	8:09.117	
5	1:48.358	31.194	41.866	35.298	155.3	9:52.392	5	1:49.593	31.515	42.366	35.712	153.6	9:58.710	
6	1:48.221	31.141	41.934	35.146	155.5	11:40.613	6	1:49.092	31.335	42.330	35.427	154.3	11:47.802	
7	1:47.933	31.194	41.725	35.014	155.9	13:28.546	7	1:49.137	32.026	41.941	35.170	154.2	13:36.939	
8	1:48.155	31.089	41.833	35.233	155.6	15:16.701	8	1:48.211	31.461	41.721	35.029	155.5	15:25.150	
3	Jesse Carrasquedo MEX							11	Bruno del Pino Ventos ESP					
	Campos Racing Tatuus F4-T421								Drivex Tatuus F4-T421					
1	2:20.529	53.485	47.800	39.244	116.1	2:20.529	1	2:29.471	1:04.076	46.164	39.231	109.1	2:29.471	
2	1:59.137	34.032	45.096	40.009	141.3	4:19.666	2	1:54.266	32.238	43.562	38.466	147.3	4:23.737	
3	1:53.254	32.247	43.304	37.703	148.6	6:12.920	3	1:52.569	31.757	42.364	38.448	149.5	6:16.306	
4	1:49.114	31.601	42.067	35.446	154.2	8:02.034	4	1:49.411	31.693	42.172	35.546	153.8	8:05.717	
5	1:48.515	31.592	41.826	35.097	155.1	9:50.549	5	1:48.441	31.110	42.048	35.283	155.2	9:54.158	
6	1:48.036	31.216	41.785	35.035	155.8	11:38.585	6	1:48.849	31.142	42.063	35.644	154.6	11:43.007	
7	1:47.729	31.122	41.578	35.029	156.2	13:26.314	7	1:48.056	31.219	41.708	35.129	155.8	13:31.063	
8	1:47.845	31.034	41.772	35.039	156.1	15:14.159	8	1:47.975	31.102	41.645	35.228	155.9	15:19.038	
5	Ricardo Gracia BRA							12	Nikola Tsolov BGR					
	GRS Team Tatuus F4-T421								Campos Racing Tatuus F4-T421					
1	2:32.127	1:06.075	48.130	37.922	107.2	2:32.127	1	2:14.259	50.171	46.265	37.823	121.5	2:14.259	
2	1:54.790	32.730	43.794	38.266	146.6	4:26.917	2	2:01.037	34.859	48.398	37.780	139.0	4:15.296	
3	1:53.254	31.736	43.267	38.251	148.6	6:20.171	3	1:48.239	31.474	41.822	34.943	155.5	6:03.535	
4	1:50.561	32.491	42.446	35.624	152.2	8:10.732	4	1:47.502	31.099	41.607	34.796	156.6	7:51.037	
5	1:48.558	31.345	41.906	35.307	155.0	9:59.290	5	1:46.872	31.044	41.374	34.454	157.5	9:37.909	
6	1:50.018	31.295	42.126	36.597	153.0	11:49.308	6	1:46.734	30.839	41.363	34.532	157.7	11:24.643	
7	1:48.701	31.341	42.085	35.275	154.8	13:38.009	7	1:49.332	30.781	43.825	34.726	153.9	13:13.975	
8	1:48.300	31.233	41.857	35.210	155.4	15:26.309	8	1:46.803	30.841	41.314	34.648	157.6	15:00.778	
6	Theophile Nael ESP							13	Daniel Nogales ESP					
	Sainteloc Racing Tatuus F4-T421								Drivex Tatuus F4-T421					
1	2:21.182	58.287	44.766	38.129	115.5	2:21.182	1	2:23.254	59.072	45.827	38.355	113.9	2:23.254	
2	1:57.766	34.381	44.670	38.715	142.9	4:18.948	2	1:57.602	32.843	44.968	39.791	143.1	4:20.856	
3	1:51.527	32.510	42.702	36.315	150.9	6:10.475	3	1:53.601	31.819	42.970	38.812	148.2	6:14.457	
4	1:48.593	31.419	41.914	35.260	155.0	7:59.068	4	1:48.776	31.466	41.973	35.337	154.7	8:03.233	
5	1:48.994	31.301	41.713	35.980	154.4	9:48.062	5	1:48.674	31.247	42.043	35.384	154.9	9:51.907	
6	1:48.114	31.338	41.725	35.051	155.7	11:36.176	6	1:48.150	31.097	41.868	35.185	155.6	11:40.057	
7	1:48.609	31.185	41.787	35.637	155.0	13:24.785	7	1:47.806	31.131	41.645	35.030	156.1	13:27.863	
8	1:47.982	31.221	41.897	34.864	155.9	15:12.767	8	1:48.392	30.990	42.144	35.258	155.3	15:16.255	



FORMULA 4 SPAIN

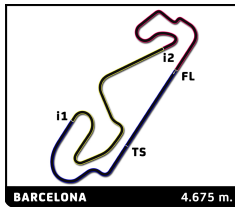
RACING WEEKEND BARCELONA

Entrenamiento Cronometrado 1

Sector Analysis

— Invalidated Lap ■ Personal Best ■ Session Best B Crossing the pit lane

Lap	Time	Sector 1	Sector 2	Sector 3	Kph	Elapsed	Lap	Time	Sector 1	Sector 2	Sector 3	Kph	Elapsed
14 Tasanapol Inthrapuvusak THA							25 Jef Machiels BEL						
MP Motorsport Tatuus F4-T421							Monlau Motorsport Tatuus F4-T421						
1	2:11.256	47.050	46.433	37.773	124.3	2:11.256	1	2:46.517	1:20.786	47.655	38.076	98.0	2:46.517
2	1:54.184	33.134	43.653	37.397	147.4	4:05.440	2	1:52.105	32.555	43.366	36.184	150.1	4:38.622
3	1:48.884	31.702	42.104	35.078	154.6	5:54.324	3	1:50.152	31.569	42.646	35.937	152.8	6:28.774
4	1:47.973	31.211	41.758	35.004	155.9	7:42.297	4	1:48.769	31.453	42.078	35.238	154.7	8:17.543
5	1:47.616	31.052	41.722	34.842	156.4	9:29.913	5	1:48.793	31.310	42.316	35.167	154.7	10:06.336
6	1:47.540	31.115	41.566	34.859	156.5	11:17.453	6	1:48.374	31.329	42.069	34.976	155.3	11:54.710
7	1:49.388	31.035	42.785	35.568	153.9	13:06.841	7	1:48.122	31.171	41.762	35.189	155.7	13:42.832
8	1:48.165	31.286	41.829	35.050	155.6	14:55.006	8	1:48.459	31.065	42.089	35.305	155.2	15:31.291
9	1:47.781	31.088	41.830	34.863	156.1	16:42.787							
20 Viktoria Blokhina ITA							26 Vladislav Ryabov ESP						
Drivex Tatuus F4-T421							GRS Team Tatuus F4-T421						
1	3:07.065	1:37.937	50.247	38.881	87.2	3:07.065	1	2:27.307	1:03.347	46.211	37.749	110.7	2:27.307
2	1:54.847	33.828	44.351	36.668	146.5	5:01.912	2	1:55.312	32.227	43.718	39.367	146.0	4:22.619
3	1:51.409	32.242	43.107	36.060	151.1	6:53.321	3	1:53.085	32.006	42.351	38.728	148.8	6:15.704
4	1:50.056	31.769	42.498	35.789	152.9	8:43.377	4	1:49.619	32.112	41.983	35.524	153.5	8:05.323
5	1:49.314	31.510	42.271	35.533	154.0	10:32.691	5	1:48.326	31.222	41.792	35.312	155.4	9:53.649
6	1:49.219	31.366	42.148	35.705	154.1	12:21.910	6	1:50.309	31.275	42.198	36.836	152.6	11:43.958
7	1:48.828	31.302	42.145	35.381	154.6	14:10.738	7	1:48.711	31.348	42.039	35.324	154.8	13:32.669
8	1:48.744	31.387	42.042	35.315	154.8	15:59.482	8	1:48.532	31.311	41.926	35.295	155.1	15:21.201
22 Carl Bennett THA							29 Georg Kelstrup DNK						
Sainteloc Racing Tatuus F4-T421							Campos Racing Tatuus F4-T421						
1	2:28.288	1:02.547	46.507	39.234	110.0	2:28.288	1	2:20.042	53.596	47.159	39.287	116.5	2:20.042
2	1:55.889	33.036	43.506	39.347	145.2	4:24.177	2	1:58.777	33.826	45.281	39.670	141.7	4:18.819
3	1:53.969	32.329	43.882	37.758	147.7	6:18.146	3	1:49.644	32.261	42.262	35.121	153.5	6:08.463
4	1:50.717	31.933	42.937	35.847	152.0	8:08.863	4	1:47.911	31.184	41.784	34.943	156.0	7:56.374
5	1:49.305	31.483	42.305	35.517	154.0	9:58.168	5	1:48.158	31.193	41.567	35.398	155.6	9:44.532
6	1:49.539	31.556	42.280	35.703	153.6	11:47.707	6	1:47.322	31.115	41.518	34.689	156.8	11:31.854
7	1:53.012	32.384	43.385	37.243	148.9	13:40.719	7	1:47.380	31.077	41.501	34.802	156.7	13:19.234
8	1:49.281	31.394	42.432	35.455	154.0	15:30.000	8	1:47.429	31.046	41.553	34.830	156.7	15:06.663
23 Kirill Smal KGZ							30 Gael Julien IDN						
MP Motorsport Tatuus F4-T421							Drivex Tatuus F4-T421						
1	2:11.944	48.203	46.670	37.071	123.6	2:11.944	1	2:26.599	1:02.924	46.190	37.485	111.3	2:26.599
2	1:54.516	32.837	43.673	38.006	147.0	4:06.460	2	1:55.288	32.379	43.747	39.162	146.0	4:21.887
3	1:48.412	31.471	41.858	35.083	155.2	5:54.872	3	1:53.876	31.824	42.458	39.594	147.8	6:15.763
4	1:49.376	31.493	42.537	35.346	153.9	7:44.248	4	1:48.944	31.595	41.957	35.392	154.5	8:04.707
5	1:47.503	31.091	41.420	34.992	156.6	9:31.751	5	1:48.399	31.187	41.928	35.284	155.3	9:53.106
6	1:47.069	30.938	41.327	34.804	157.2	11:18.820	6	1:48.389	31.167	41.889	35.333	155.3	11:41.495
7	1:46.907	30.874	41.312	34.721	157.4	13:05.727	7	1:48.108	31.141	41.686	35.281	155.7	13:29.603
8	1:56.978	30.851	41.608	44.519	143.9	15:02.705	8	1:54.898	31.382	42.071	41.445	146.5	15:24.501
24 Miron Pingasov ESP							34 Theodor Jensen DNK						
MP Motorsport Tatuus F4-T421							Sainteloc Racing Tatuus F4-T421						
1	2:13.994	49.618	46.583	37.793	121.7	2:13.994	1	2:25.943	1:01.530	46.729	37.684	111.8	2:25.943
2	1:56.143	32.980	44.283	38.880	144.9	4:10.137	2	1:57.973	32.802	45.250	39.921	142.7	4:23.916
3	1:49.647	31.696	42.638	35.313	153.5	5:59.784	3	1:53.235	32.244	43.875	37.116	148.6	6:17.151
4	1:48.388	31.339	41.910	35.139	155.3	7:48.172	4	1:55.040	35.936	43.412	35.692	146.3	8:12.191
5	1:47.780	31.237	41.595	34.948	156.2	9:35.952	5	1:48.993	31.403	42.054	35.536	154.4	10:01.184
6	1:47.929	31.220	41.645	35.064	155.9	11:23.881	6	1:51.944	31.331	44.926	35.687	150.3	11:53.128
7	1:48.214	31.102	41.660	35.452	155.5	13:12.095	7	1:48.896	31.404	42.029	35.463	154.6	13:42.024
8	1:47.728	31.165	41.597	34.966	156.2	14:59.823	8	1:49.047	31.271	42.117	35.659	154.3	15:31.071
9	1:48.532	31.077	41.618	35.837	155.1	16:48.355							



FORMULA 4 SPAIN

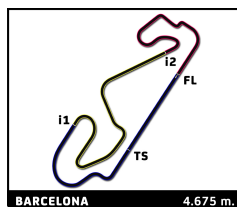
RACING WEEKEND BARCELONA

Entrenamiento Cronometrado 1

Sector Analysis

— Invalidated Lap ■ Personal Best ■ Session Best B Crossing the pit lane

Lap	Time	Sector 1	Sector 2	Sector 3	Kph	Elapsed	Lap	Time	Sector 1	Sector 2	Sector 3	Kph	Elapsed	
35	Sebastian Gravlund DNK							51	Christian Ho SGP					
MP Motorsport Tatuus F4-T421							MP Motorsport Tatuus F4-T421							
1	2:13.070	49.752	46.109	37.209	122.6	2:13.070	1	2:11.331	48.105	45.492	37.734	124.2	2:11.331	
2	1:54.959	32.769	43.875	38.315	146.4	4:08.029	2	1:51.787	32.464	43.329	35.994	150.6	4:03.118	
3	1:49.645	31.933	42.366	35.346	153.5	5:57.674	3	1:48.761	31.642	42.096	35.023	154.7	5:51.879	
4	1:48.581	31.287	41.828	35.466	155.0	7:46.255	4	1:47.649	31.274	41.588	34.787	156.3	7:39.528	
5	1:47.851	31.159	41.595	35.097	156.0	9:34.106	5	1:47.200	31.082	41.429	34.689	157.0	9:26.728	
6	1:47.906	31.277	41.587	35.042	156.0	11:22.012	6	1:47.116	31.066	41.308	34.742	157.1	11:13.844	
7	1:48.067	31.337	41.670	35.060	155.7	13:10.079	7	1:47.012	31.003	41.293	34.716	157.3	13:00.856	
8	1:48.432	31.174	41.953	35.305	155.2	14:58.511	8	1:48.005	31.281	41.455	35.269	155.8	14:48.861	
9	1:57.427 B	31.253	41.678	44.496	143.3	16:55.938	9	1:47.028	31.007	41.309	34.712	157.2	16:35.889	
41	Jonas Ried DEU							55	Valerio Rinicella ITA					
Monlau Motorsport Tatuus F4-T421							MP Motorsport Tatuus F4-T421							
1	2:42.900	1:16.682	48.753	37.465	100.1	2:42.900	1	2:12.804	48.945	46.614	37.245	122.8	2:12.804	
2	1:53.438	32.570	43.532	37.336	148.4	4:36.338	2	1:54.497	32.672	44.018	37.807	147.0	4:07.301	
3	1:50.437	31.511	42.088	36.838	152.4	6:26.775	3	1:49.175	31.446	42.124	35.605	154.2	5:56.476	
4	1:48.648	31.276	42.019	35.353	154.9	8:15.423	4	1:48.598	31.111	41.837	35.650	155.0	7:45.074	
5	1:48.047	31.179	41.777	35.091	155.8	10:03.470	5	1:47.800	30.977	41.608	35.215	156.1	9:32.874	
6	1:47.856	31.048	41.637	35.171	156.0	11:51.326	6	1:47.608	30.993	41.734	34.881	156.4	11:20.482	
7	1:48.780	30.994	41.978	35.808	154.7	13:40.106	7	1:47.596	30.968	41.590	35.038	156.4	13:08.078	
8	1:48.332	31.251	41.917	35.164	155.4	15:28.438	8	1:47.808	30.984	41.868	34.956	156.1	14:55.886	
							9	1:56.344 B	31.047	41.844	43.453	144.7	16:52.230	
44	Manuel Espirito Santo PRT							68	Hugh Barter AUS					
Campos Racing Tatuus F4-T421							Campos Racing Tatuus F4-T421							
1	2:21.001	55.543	46.446	39.012	115.7	2:21.001	1	2:19.240	51.700	47.194	40.346	117.2	2:19.240	
2	1:59.199	34.060	44.841	40.298	141.2	4:20.200	2	1:59.459	34.051	45.063	40.345	140.9	4:18.699	
3	<u>1:53.675</u>	32.051	<u>43.365</u>	38.259	148.1	6:13.875	3	1:48.832	31.915	42.115	34.802	154.6	6:07.531	
4	1:48.358	31.499	41.875	34.984	155.3	8:02.233	4	1:47.559	31.137	41.618	34.804	156.5	7:55.090	
5	1:49.099	31.755	41.964	35.380	154.3	9:51.332	5	1:48.281	31.021	41.519	35.741	155.4	9:43.371	
6	<u>1:48.174</u>	31.200	<u>41.902</u>	35.072	155.6	11:39.506	6	1:46.961	31.007	41.299	34.655	157.3	11:30.332	
7	1:47.743	31.247	41.637	34.859	156.2	13:27.249	7	1:46.784	30.912	41.376	34.496	157.6	13:17.116	
8	1:48.307	31.170	41.760	35.377	155.4	15:15.556	8	1:46.843	30.875	41.341	34.627	157.5	15:03.959	
46	Robert de Haan NLD							71	Noah Iisle GBR					
Monlau Motorsport Tatuus F4-T421							JHR Developments Tatuus F4-T421							
1	2:28.412	1:03.899	46.030	38.483	109.9	2:28.412	1	2:40.633	1:16.934	46.896	36.803	101.6	2:40.633	
2	1:54.505	32.559	43.076	38.870	147.0	4:22.917	2	1:51.533	32.312	43.207	36.014	150.9	4:32.166	
3	2:10.255	39.235	46.690	44.330	129.2	6:33.172	3	1:52.031	31.490	42.992	37.549	150.2	6:24.197	
4	1:47.880	31.422	41.566	34.892	156.0	8:21.052	4	1:48.517	31.324	41.925	35.268	155.1	8:12.714	
5	1:47.543	31.078	41.473	34.992	156.5	10:08.595	5	1:55.607	34.074	45.929	35.604	145.6	10:08.321	
6	1:47.150	30.907	41.401	34.842	157.1	11:55.745	6	1:49.579	32.031	42.206	35.342	153.6	11:57.900	
7	<u>1:49.961</u>	30.919	41.392	37.650	153.1	13:45.706	7	1:48.308	31.111	41.901	35.296	155.4	13:46.208	
8	1:47.157	31.064	41.293	34.800	157.1	15:32.863	8	1:48.471	31.117	42.194	35.160	155.2	15:34.679	
49	Daniel Guinhard GBR							72	Marcos Flack AUS					
JHR Developments Tatuus F4-T421							GRS Team Tatuus F4-T421							
1	2:50.371	1:21.017	50.957	38.397	95.7	2:50.371	1	2:31.283	1:05.733	47.797	37.753	107.8	2:31.283	
2	1:53.319	33.705	43.631	35.983	148.5	4:43.690	2	1:54.733	32.577	43.556	38.600	146.7	4:26.016	
3	1:50.440	31.686	42.418	36.336	152.4	6:34.130	3	1:58.814	31.889	46.728	40.197	141.6	6:24.830	
4	1:48.719	31.328	41.937	35.454	154.8	8:22.849	4	<u>1:49.580</u>	31.455	<u>42.572</u>	35.553	153.6	8:14.410	
5	1:48.154	31.288	41.757	35.109	155.6	10:11.003	5	1:48.334	31.388	<u>41.718</u>	35.228	155.4	10:02.744	
6	1:50.164	31.526	42.511	36.127	152.8	12:01.167	6	1:48.165	31.219	41.807	35.139	155.6	11:50.909	
7	1:48.319	31.230	41.916	35.173	155.4	13:49.486	7	1:48.146	31.090	41.709	35.347	155.6	13:39.055	
8	1:48.212	31.249	41.772	35.191	155.5	15:37.698	8	1:48.231	31.168	<u>41.662</u>	35.401	155.5	15:27.286	



FORMULA 4 SPAIN

RACING WEEKEND BARCELONA

Entrenamiento Cronometrado 1

Sector Analysis

— Invalidated Lap ■ Personal Best ■ Session Best B Crossing the pit lane

Lap	Time	Sector 1	Sector 2	Sector 3	Kph	Elapsed	Lap	Time	Sector 1	Sector 2	Sector 3	Kph	Elapsed
75	Noah Stromsted DNK												
	Campos Racing Tatuus F4-T421												
1	2:14.584	51.254	45.567	37.763	121.2	2:14.584							
2	2:02.604	35.884	47.863	38.857	137.3	4:17.188							
3	1:48.825	31.635	42.300	34.890	154.7	6:06.013							
4	1:47.557	31.220	41.510	34.827	156.5	7:53.570							
5	1:47.945	31.624	41.625	34.696	155.9	9:41.515							
6	1:47.319	30.970	41.674	34.675	156.8	11:28.834							
7	1:47.086	31.013	41.406	34.667	157.2	13:15.920							
8	1:50.165	31.012	43.569	35.584	152.8	15:06.085							
78	Gianmarco Pradel AUS												
	CRAM Pinnacle Tatuus F4-T421												
1	2:15.467	46.660	49.409	39.398	120.4	2:15.467							
2	2:06.009	35.569	48.894	41.546	133.6	4:21.476							
3	1:56.071	34.410	43.919	37.742	145.0	6:17.547							
4	1:49.734	32.107	42.273	35.354	153.4	8:07.281							
5	1:48.360	31.166	41.816	35.378	155.3	9:55.641							
6	1:48.509	31.104	41.736	35.669	155.1	11:44.150							
7	1:49.645	31.916	42.253	35.476	153.5	13:33.795							
8	1:48.567	31.006	42.163	35.398	155.0	15:22.362							
80	Juan Francisco Soldavini ARG												
	CRAM Pinnacle Tatuus F4-T422												
1	2:10.575	45.743	47.391	37.441	124.9	2:10.575							
2	1:57.714	33.701	44.839	39.174	143.0	4:08.289							
3	1:52.621	32.546	43.840	36.235	149.4	6:00.910							
4	1:52.192	31.669	44.452	36.071	150.0	7:53.102							
5	1:52.203	32.939	42.887	36.377	150.0	9:45.305							
6	1:49.685	31.570	42.632	35.483	153.4	11:34.990							
7	1:49.652	31.451	42.230	35.978	153.5	13:24.649							
8	1:50.436	32.022	42.311	36.103	152.4	15:15.085							