

FORMULA 4 SPAIN

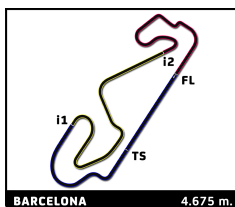
RACING WEEKEND BARCELONA

Carrera 3

Sector Analysis

— Invalidated Lap ■ Personal Best ■ Session Best B Crossing the pit lane

Lap	Time	Sector 1	Sector 2	Sector 3	Kph	Elapsed	Lap	Time	Sector 1	Sector 2	Sector 3	Kph	Elapsed
1 Maksim Arkhangelskii ESP													
Drivex Tatuus F4-T421													
1	2:03.847	39.829	44.900	39.118	131.7	2:03.847	7	1:51.370	32.289	43.370	35.711	151.1	16:59.034
2	1:55.621	35.312	44.026	36.283	145.6	3:59.468	8	1:49.413	31.476	42.296	35.641	153.8	18:48.447
3	1:56.774	32.279	46.489	38.006	144.1	5:56.242	9	1:48.958	31.481	42.051	35.426	154.5	20:37.405
4	3:18.380	46.568	1:21.556	1:10.256	84.8	9:14.622	10	1:48.717	31.288	42.082	35.347	154.8	22:26.122
5	3:01.528	55.334	1:09.757	56.437	92.7	12:16.150	11	1:48.940	31.278	42.174	35.488	154.5	24:15.062
6	2:52.270	55.920	1:10.939	45.411	97.7	15:08.420	12	2:04.914	31.838	50.095	42.981	134.7	26:19.976
7	1:51.495	31.798	44.002	35.695	150.9	16:59.915	13	3:13.597	1:02.953	1:17.895	52.749	86.9	29:33.573
8	1:49.480	31.740	42.225	35.515	153.7	18:49.395							
9	1:48.810	31.344	42.016	35.450	154.7	20:38.205							
10	1:48.854	31.330	42.021	35.503	154.6	22:27.059							
11	1:49.032	31.367	41.994	35.671	154.4	24:16.091							
12	2:04.915	32.595	48.882	43.438	134.7	26:21.006							
13	3:13.314	1:02.812	1:17.914	52.588	87.1	29:34.320							
2 Max Mayer ESP													
Fórmula de Campeones Tatuus F4-T421													
1	2:05.075	38.230	46.852	39.993	130.4	2:05.075							
2	1:53.358	33.798	43.398	36.162	148.5	3:58.433							
3	1:55.667	31.786	45.679	38.202	145.5	5:54.100							
4	3:18.097	47.333	1:21.143	1:09.621	85.0	9:12.197							
5	3:01.628	56.116	1:09.730	55.782	92.7	12:13.825							
6	2:53.456	56.709	1:10.838	45.909	97.0	15:07.281							
7	1:50.174	31.536	42.836	35.802	152.8	16:57.455							
8	1:49.566	31.422	42.280	35.864	153.6	18:47.021							
9	1:48.841	31.429	42.062	35.350	154.6	20:35.862							
10	1:49.056	31.304	42.210	35.542	154.3	22:24.918							
11	1:48.901	31.235	42.180	35.486	154.5	24:13.819							
12	2:04.456	32.057	49.942	42.457	135.2	26:18.275							
13	3:13.690	1:02.021	1:18.505	53.164	86.9	29:31.965							
3 Jesse Carrasquedo MEX													
Campos Racing Tatuus F4-T421													
1	2:02.141	39.389	45.015	37.737	133.6	2:02.141							
2	1:50.970	32.257	42.886	35.827	151.7	3:53.111							
3	1:56.893	31.755	46.825	38.313	144.0	5:50.004							
4	3:16.107	48.233	1:20.219	1:07.655	85.8	9:06.111							
5	3:03.909	58.703	1:08.657	56.549	91.5	12:10.020							
6	2:55.180	57.274	1:10.133	47.773	96.1	15:05.200							
7	1:56.407	31.684	48.631	36.092	144.6	17:01.607							
8	1:48.788	31.632	41.828	35.328	154.7	18:50.395							
9	1:49.502	31.240	42.119	36.143	153.7	20:39.897							
10	1:48.197	31.382	41.733	35.082	155.5	22:28.094							
11	1:48.229	31.180	41.630	35.419	155.5	24:16.323							
12	2:05.349	33.205	48.693	43.451	134.3	26:21.672							
13	3:13.473	1:03.548	1:18.097	51.828	87.0	29:35.145							
5 Ricardo Gracia BRA													
GRS Team Tatuus F4-T421													
1	2:03.731	40.869	45.091	37.771	131.8	2:03.731							
2	1:54.631	33.513	44.387	36.731	146.8	3:58.362							
3	1:56.289	32.222	46.195	37.872	144.7	5:54.651							
4	3:18.756	47.310	1:21.641	1:09.805	84.7	9:13.407							
5	3:01.205	55.434	1:09.886	55.885	92.9	12:14.612							
6	2:53.052	56.383	1:11.046	45.623	97.3	15:07.664							
6 Theophile Nael ESP													
Sainteloc Racing Tatuus F4-T421													
1	1:58.254	37.768	43.917	36.569	137.9	1:58.254							
2	1:49.545	31.720	42.307	35.518	153.6	3:47.799							
3	1:54.383	31.545	45.560	37.278	147.1	5:42.182							
4	3:15.358	51.024	1:18.147	1:06.187	86.1	8:57.540							
5	3:05.558	59.839	1:09.004	56.715	90.7	12:03.098							
6	2:57.727	57.766	1:08.761	51.200	94.7	15:00.825							
7	1:49.823	31.981	42.256	35.586	153.2	16:50.648							
8	1:49.279	31.589	42.193	35.497	154.0	18:39.927							
9	1:48.663	31.350	41.973	35.340	154.9	20:28.590							
10	1:48.489	31.309	41.964	35.216	155.1	22:17.079							
11	1:48.549	31.248	41.944	35.357	155.0	24:05.628							
12	2:05.241	31.494	51.931	41.816	134.4	26:10.869							
13	3:13.030	1:00.346	1:18.887	53.797	87.2	29:23.899							
7 Timoteusz Kucharczyk POL													
MP Motorsport Tatuus F4-T421													
1	1:54.494	36.096	42.867	35.531	142.5	1:54.494							
2	1:49.240	31.449	42.066	35.725	154.1	3:43.734							
3	1:54.483	32.277	43.810	38.396	147.0	5:38.217							
4	3:13.160	51.030	1:17.726	1:04.404	87.1	8:51.377							
5	3:07.612	1:00.989	1:09.587	57.036	89.7	11:58.989							
6	2:59.468	57.726	1:09.081	52.661	93.8	14:58.457							
7	1:49.343	31.641	42.177	35.525	153.9	16:47.800							
8	1:49.224	31.765	42.189	35.270	154.1	18:37.024							
9	1:48.207	31.101	41.934	35.172	155.5	20:25.231							
10	1:47.751	31.060	41.602	35.089	156.2	22:12.982							
11	1:48.512	31.108	41.903	35.501	155.1	24:01.494							
12	2:07.681	34.508	50.944	42.229	131.8	26:09.175							
13	3:13.207	1:00.411	1:18.214	54.582	87.1	29:22.382							
8 Álvaro García ESP													
Fórmula de Campeones Tatuus F4-T421													
1	2:03.546	40.684	45.122	37.740	132.0	2:03.546							
2	1:52.197	33.058	42.908	36.231	150.0	3:55.743							
3	1:57.741	32.870	46.017	38.854	142.9	5:53.484							
4	3:17.561	47.382	1:20.798	1:09.381	85.2	9:11.045							
5	3:01.932	56.660	1:09.527	55.745	92.5	12:12.977							
6	2:54.165	56.910	1:10.517	46.738	96.6	15:07.142							
7	1:50.792	32.267	42.764	35.761	151.9	16:57.934							
8	1:49.371	31.468	42.333	35.570	153.9	18:47.305							
9	1:49.228	31.634	42.154	35.440	154.1	20:36.533							
10	1:48.785	31.360	41.971	35.454	154.7	22:25.318							
11	1:49.004	31.322	42.082	35.600	154.4	24:14.322							
12	2:04.752	32.074	50.090	42.588	134.9	26:19.074							
13	3:14.334	1:02.456	1:18.585	53.293	86.6	29:33.408							



FORMULA 4 SPAIN

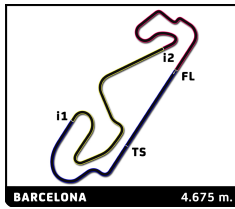
RACING WEEKEND BARCELONA

Carrera 3

Sector Analysis

— Invalidated Lap ■ Personal Best ■ Session Best B Crossing the pit lane

Lap	Time	Sector 1	Sector 2	Sector 3	Kph	Elapsed	Lap	Time	Sector 1	Sector 2	Sector 3	Kph	Elapsed
11 Bruno del Pino Ventos ESP													
Drivex Tatuus F4-T421													
1	2:01.330	40.108	43.935	37.287	134.4	2:01.330	7	1:50.497	32.133	42.625	35.739	152.3	16:53.813
2	1:51.443	32.906	42.825	35.712	151.0	3:52.773	8	1:50.643	32.012	42.780	35.851	152.1	18:44.456
3	1:57.841	32.255	47.075	38.511	142.8	5:50.614	9	1:49.212	31.520	42.224	35.468	154.1	20:33.668
4	3:16.739	48.079	1:20.471	1:08.189	85.5	9:07.353	10	1:48.903	31.305	42.096	35.502	154.5	22:22.571
5	3:03.871	58.166	1:08.799	56.906	91.5	12:11.224	11	1:48.981	31.420	42.106	35.455	154.4	24:11.552
6	2:54.381	57.107	1:10.356	46.918	96.5	15:05.605	12	2:04.079	31.701	50.268	42.110	135.6	26:15.631
7	1:51.440	31.695	43.900	35.845	151.0	16:57.045	13	3:12.724	1:01.064	1:19.003	52.657	87.3	29:28.355
8	1:49.284	31.424	42.424	35.436	154.0	18:46.329							
9	1:49.162	31.293	42.366	35.503	154.2	20:35.491							
10	1:48.973	31.355	42.186	35.432	154.4	22:24.464							
11	1:48.992	31.236	42.301	35.455	154.4	24:13.456							
12	2:04.413	32.025	49.543	42.845	135.3	26:17.869							
13	3:13.404	1:01.389	1:18.799	53.216	87.0	29:31.273							
12 Nikola Tsolov BGR													
Campos Racing Tatuus F4-T421													
1	1:51.302	34.499	41.849	34.954	146.6	1:51.302							
2	1:48.162	31.410	41.631	35.121	155.6	3:39.464							
3	1:54.387	31.397	44.094	38.896	147.1	5:33.851							
4	3:13.725	52.670	1:17.428	1:03.627	86.9	8:47.576							
5	3:08.117	1:02.171	1:09.285	56.661	89.5	11:55.693							
6	3:00.929	57.687	1:09.134	54.108	93.0	14:56.622							
7	1:48.177	31.688	41.672	34.817	155.6	16:44.799							
8	1:47.622	31.296	41.549	34.777	156.4	18:32.421							
9	1:47.349	31.203	41.420	34.726	156.8	20:19.770							
10	1:47.267	31.113	41.422	34.732	156.9	22:07.037							
11	1:47.301	31.121	41.456	34.724	156.8	23:54.338							
12	2:11.581	31.100	56.553	43.928	127.9	26:05.919							
13	3:12.477	1:00.196	1:18.163	54.118	87.4	29:18.396							
13 Daniel Nogales ESP													
Drivex Tatuus F4-T421													
1	1:58.926	38.266	43.975	36.685	137.2	1:58.926							
2	1:49.855	31.626	42.542	35.687	153.2	3:48.781							
3	1:54.963	31.488	46.203	37.272	146.4	5:43.744							
4	3:15.380	50.360	1:18.851	1:06.169	86.1	8:59.124							
5	3:05.176	59.683	1:09.175	56.318	90.9	12:04.300							
6	2:57.514	57.699	1:09.003	50.812	94.8	15:01.814							
7	1:49.863	31.687	42.491	35.685	153.2	16:51.677							
8	1:49.392	31.330	42.494	35.568	153.9	18:41.069							
9	1:48.954	31.313	41.976	35.665	154.5	20:30.023							
10	1:48.564	31.264	41.887	35.413	155.0	22:18.587							
11	1:48.323	31.231	41.758	35.334	155.4	24:06.910							
12	2:05.616	31.441	52.433	41.742	134.0	26:12.526							
13	3:13.354	1:00.272	1:19.792	53.290	87.0	29:25.880							
14 Tasanapol Inthrapuvusak THA													
MP Motorsport Tatuus F4-T421													
1	2:00.302	38.936	43.942	37.424	135.6	2:00.302							
2	1:50.629	32.131	42.799	35.699	152.1	3:50.931							
3	1:56.441	31.472	46.525	38.444	144.5	5:47.372							
4	3:14.768	48.614	1:19.362	1:06.792	86.4	9:02.140							
5	3:04.761	59.404	1:08.917	56.440	91.1	12:06.901							
6	2:56.415	57.718	1:09.231	49.466	95.4	15:03.316							
20 Viktoria Blokhina ITA													
Drivex Tatuus F4-T421													
1	2:02.599	39.411	44.473	38.715	133.1	2:02.599							
2	1:53.156	32.376	43.730	37.050	148.7	3:55.755							
3	1:56.858	32.740	45.327	38.791	144.0	5:52.613							
4	3:17.235	47.690	1:20.580	1:08.965	85.3	9:09.848							
5	3:02.499	57.278	1:09.140	56.081	92.2	12:12.347							
6	2:54.695	56.948	1:10.598	47.149	96.3	15:07.042							
7	1:54.465	32.856	45.190	36.419	147.0	17:01.507							
8	1:52.250	32.462	43.349	36.439	149.9	18:53.757							
9	1:56.842	32.393	43.976	40.473	144.0	20:50.599							
10	2:46.997	1:28.766	42.473	35.758	100.8	23:37.596							
11	1:49.243	31.621	42.104	35.518	154.1	25:26.839							
12	1:49.224	31.669	42.005	35.550	154.1	27:16.063							
13	2:23.015	34.343	56.861	51.811	117.7	29:39.078							
22 Carl Bennett THA													
Sainteloc Racing Tatuus F4-T421													
1	2:03.910	40.937	45.244	37.729	131.6	2:03.910							
23 Kirill Smal KGZ													
MP Motorsport Tatuus F4-T421													
1	1:52.873	35.206	42.379	35.288	144.5	1:52.873							
2	1:49.425	31.482	42.397	35.546	153.8	3:42.298							
3	1:52.552	31.473	43.231	37.848	149.5	5:34.850							
4	3:13.563	52.110	1:17.333	1:04.120	86.9	8:48.413							
5	3:08.219	1:01.776	1:09.399	57.044	89.4	11:56.632							
6	3:00.282	57.187	1:09.122	53.973	93.4	14:56.914							
7	1:48.907	31.717	42.007	35.183	154.5	16:45.821							
8	1:48.257	31.272	41.799	35.186	155.5	18:34.078							
9	1:48.106	31.265	41.729	35.112	155.7	20:22.184							
10	1:48.240	31.204	41.684	35.352	155.5	22:10.424							
11	1:49.492	31.569	42.030	35.900	153.7	23:59.923							
12	2:06.733	31.734	50.897	44.102	132.8	26:06.656							
13	3:12.152	1:00.117	1:17.989	54.046	87.6	29:18.808							
24 Miron Pingasov ESP													
MP Motorsport Tatuus F4-T421													
1	2:00.980	37.263	46.671	37.046	134.8	2:00.980							
2	1:50.611	31.943	42.855	35.813	152.2	3:51.591							
3	1:56.459	31.609	46.575	38.275	144.5	5:48.050							
4	3:15.441	48.540	1:19.908	1:06.993	86.1	9:03.491							
5	3:04.595	58.978	1:09.174	56.443	91.2	12:08.086							
6	2:55.858	57.321	1:09.550	48.987	95.7	15:03.944							
7	1:50.084	31.918	42.532	35.634	152.9	16:54.028							
8	1:50.009	31.354	42.956	35.699	153.0	18:44.037							
9	1:48.972	31.558	42.068	35.346	154.4	20:33.009							
10	1:48.892	31.252	42.070	35.570	154.6	22:21.901							
11	1:48.363	31.428	41.722	35.213	155.3	24:10.264							



FORMULA 4 SPAIN

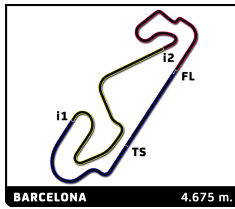
RACING WEEKEND BARCELONA

Carrera 3

Sector Analysis

— Invalidated Lap ■ Personal Best ■ Session Best B Crossing the pit lane

Lap	Time	Sector 1	Sector 2	Sector 3	Kph	Elapsed	Lap	Time	Sector 1	Sector 2	Sector 3	Kph	Elapsed		
12	2:04.008	31.472	50.751	41.785	135.7	26:14.272	11	1:48.520	31.178	42.069	35.273	155.1	24:07.533		
13	3:12.597	1:01.320	1:19.382	51.895	87.4	29:26.869	12	2:05.727	31.400	52.438	41.889	133.9	26:13.260		
25	Jef Machiels	BEL						34	Theodor Jensen	DNK					
Monlau Motorsport							Tatuus F4-T421								
1	1:59.932	38.914	43.651	37.367	136.0	1:59.932	1	2:04.405	41.187	45.247	37.971	131.1	2:04.405		
2	1:50.206	32.260	42.309	35.637	152.7	3:50.138	35	Sebastian Gravlund	DNK						
3	1:55.715	31.408	46.431	37.876	145.4	5:45.853	MP Motorsport							Tatuus F4-T421	
4	3:15.370	49.429	1:19.236	1:06.705	86.1	9:01.223	1	1:55.598	36.516	43.101	35.981	141.1	1:55.598		
5	3:04.715	59.260	1:08.704	56.751	91.1	12:05.938	2	1:49.261	31.525	42.242	35.494	154.0	3:44.859		
6	2:56.728	57.875	1:08.835	50.018	95.2	15:02.666	3	1:54.012	32.083	44.021	37.908	147.6	5:38.871		
7	1:50.308	31.584	42.956	35.768	152.6	16:52.974	4	3:14.228	51.437	1:17.859	1:04.932	86.7	8:53.099		
8	1:49.750	31.701	42.385	35.664	153.3	18:42.724	5	3:06.800	1:00.445	1:09.618	56.737	90.1	11:59.899		
9	1:49.273	31.581	42.190	35.502	154.0	20:31.997	6	2:59.599	57.801	1:09.048	52.750	93.7	14:59.498		
10	1:48.629	31.441	41.876	35.312	154.9	22:20.626	7	1:49.297	31.523	42.339	35.435	154.0	16:48.795		
11	1:48.416	31.357	41.820	35.239	155.2	24:09.042	8	1:49.151	31.249	42.158	35.744	154.2	18:37.946		
12	2:04.731	31.365	51.594	41.772	134.9	26:13.773	9	1:49.445	31.958	42.004	35.483	153.8	20:27.391		
13	3:12.624	1:00.982	1:19.455	52.187	87.4	29:26.397	10	1:48.675	31.456	41.819	35.400	154.9	22:16.066		
26	Vladislav Ryabov	ESP						11	1:48.501	31.273	41.857	35.371	155.1	24:04.567	
GRS Team							Tatuus F4-T421								
1	2:00.905	39.554	43.496	37.855	134.9	2:00.905	12	2:05.064	31.687	51.223	42.154	134.6	26:09.631		
2	1:51.072	32.340	42.877	35.855	151.5	3:51.977	13	3:13.119	1:00.497	1:18.210	54.412	87.1	29:22.750		
3	1:56.735	31.476	46.866	38.393	144.2	5:48.712	41	Jonas Ried	DEU						
4	3:16.046	48.523	1:19.932	1:07.591	85.8	9:04.758	Monlau Motorsport							Tatuus F4-T421	
5	3:04.309	58.819	1:08.584	56.906	91.3	12:09.067	1	2:03.446	40.702	44.923	37.821	132.1	2:03.446		
6	2:55.195	57.051	1:10.080	48.064	96.1	15:04.262	2	1:50.995	32.695	42.700	35.600	151.6	3:54.441		
7	2:05.282B	31.787	51.788	41.707	134.3	17:09.544	3	1:56.745	31.367	46.957	38.421	144.2	5:51.186		
29	Georg Kelstrup	DNK						4	3:16.885	48.308	1:20.625	1:07.952	85.5	9:08.071	
Campos Racing							Tatuus F4-T421								
1	1:56.701	37.155	43.080	36.466	139.8	1:56.701	5	3:03.672	58.119	1:08.932	56.621	91.6	12:11.743		
2	1:49.635	32.109	42.127	35.399	153.5	3:46.336	6	2:54.389	57.172	1:10.418	46.799	96.5	15:06.132		
3	1:54.187	31.363	45.031	37.793	147.4	5:40.523	7	1:57.540	31.617	50.105	35.818	143.2	17:03.672		
4	3:14.400	51.304	1:17.857	1:05.239	86.6	8:54.923	8	1:50.198	31.319	42.505	36.374	152.7	18:53.870		
5	3:06.392	1:00.029	1:09.638	56.725	90.3	12:01.315	9	1:48.663	31.286	41.992	35.385	154.9	20:42.533		
6	2:58.992	57.499	1:09.559	51.934	94.0	15:00.307	10	1:48.529	31.207	41.936	35.386	155.1	22:31.062		
7	1:49.426	31.741	42.411	35.274	153.8	16:49.733	11	1:48.454	31.183	41.885	35.386	155.2	24:19.516		
8	1:48.868	31.292	42.147	35.429	154.6	18:38.601	12	2:05.431	32.171	48.382	44.878	134.2	26:24.947		
9	1:49.110	31.643	42.291	35.176	154.2	20:27.711	13	3:12.320	1:03.907	1:16.748	51.665	87.5	29:37.267		
10	1:48.802	31.550	42.053	35.199	154.7	22:16.513	44	Manuel Espirito Santo	PRT						
11	1:48.520	31.300	41.995	35.225	155.1	24:05.033	Campos Racing							Tatuus F4-T421	
12	2:04.924	31.709	51.443	41.772	134.7	26:09.957	1	1:57.798	37.685	43.899	36.214	138.5	1:57.798		
13	3:13.010	1:00.444	1:18.407	54.159	87.2	29:22.967	2	1:49.623	31.816	42.397	35.410	153.5	3:47.421		
30	Gael Julien	IDN						3	1:53.700	31.675	44.644	37.381	148.0	5:41.121	
Drivex							Tatuus F4-T421								
1	1:59.616	38.449	43.987	37.180	136.4	1:59.616	4	3:15.365	51.325	1:18.032	1:06.008	86.1	8:56.486		
2	1:49.958	32.228	42.270	35.460	153.1	3:49.574	5	3:05.875	1:00.070	1:08.609	57.196	90.5	12:02.361		
3	1:55.696	31.266	46.610	37.820	145.5	5:45.270	6	2:58.265	57.407	1:09.061	51.797	94.4	15:00.626		
4	3:15.026	49.528	1:18.868	1:06.630	86.3	9:00.296	7	1:50.536	32.271	42.751	35.514	152.3	16:51.162		
5	3:04.570	59.582	1:08.615	56.373	91.2	12:04.866	8	1:49.533	31.588	42.387	35.558	153.7	18:40.695		
6	2:57.397	58.071	1:08.836	50.490	94.9	15:02.263	9	1:48.447	31.341	41.867	35.239	155.2	20:29.142		
7	1:50.402	31.823	42.775	35.804	152.4	16:52.665	10	1:48.492	31.235	41.874	35.383	155.1	22:17.634		
8	1:48.860	31.278	42.001	35.581	154.6	18:41.525	11	1:48.367	31.227	41.808	35.332	155.3	24:06.001		
9	1:48.876	31.324	42.039	35.513	154.6	20:30.401	12	2:05.754	31.605	52.441	41.708	133.8	26:11.755		
10	1:48.612	31.258	41.982	35.372	155.0	22:19.013	13	3:13.898	1:00.284	1:19.530	54.084	86.8	29:25.653		



FORMULA 4 SPAIN

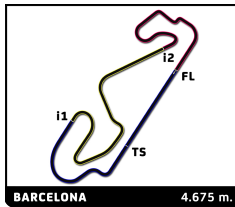
RACING WEEKEND BARCELONA

Carrera 3

Sector Analysis

— Invalidated Lap
 ■ Personal Best
 ■ Session Best
 ■ Crossing the pit lane

Lap	Time	Sector 1	Sector 2	Sector 3	Kph	Elapsed	Lap	Time	Sector 1	Sector 2	Sector 3	Kph	Elapsed	
46	Robert de Haan							NLD						
Monlau Motorsport						Tatuus F4-T421								
1	1:53.846	35.846	42.560	35.440	143.3	1:53.846	7	1:49.185	31.524	42.265	35.396	154.1	16:49.150	
2	1:49.441	31.578	41.990	35.873	153.8	3:43.287	8	1:48.953	31.361	42.074	35.518	154.5	18:38.103	
3	1:52.018	31.525	42.528	37.965	150.2	5:35.305	9	1:48.161	31.335	41.745	35.081	155.6	20:26.264	
4	3:13.745	52.175	1:17.677	1:03.893	86.9	8:49.050	10	1:47.814	31.030	41.689	35.095	156.1	22:14.078	
5	3:08.077	1:01.734	1:09.277	57.066	89.5	11:57.127	11	1:48.070	30.999	41.692	35.379	155.7	24:02.148	
6	3:00.104	57.793	1:08.703	53.608	93.4	14:57.231	12	2:06.353	31.338	52.600	42.415	133.2	26:08.501	
7	<u>1:49.047</u>	31.550	<u>42.204</u>	<u>35.293</u>	154.3	16:46.278	13	3:12.274	1:00.492	1:18.157	53.625	87.5	29:20.775	
8	<u>1:48.342</u>	<u>31.271</u>	41.799	35.272	155.3	18:34.620								
9	1:48.002	31.183	41.716	35.103	155.8	20:22.622								
10	1:48.056	31.199	41.712	35.145	155.8	22:10.678								
11	1:49.522	31.644	41.813	36.065	153.7	24:00.200								
12	2:06.571	31.821	50.610	44.140	133.0	26:06.771								
13	3:12.419	1:00.385	1:18.053	53.981	87.5	29:19.190								
49	Daniel Guinard							GBR						
JHR Developments						Tatuus F4-T421								
1	2:01.214	39.272	44.120	37.822	134.6	2:01.214								
2	1:51.299	32.578	42.715	36.006	151.2	3:52.513								
3	1:56.760	31.997	46.362	38.401	144.1	5:49.273								
4	3:16.141	48.501	1:20.353	1:07.287	85.8	9:05.414								
5	3:04.266	58.773	1:08.620	56.873	91.3	12:09.680								
6	2:55.175	57.074	1:10.171	47.930	96.1	15:04.855								
7	1:51.661	31.647	44.305	35.709	150.7	16:56.516								
8	1:49.302	31.545	42.261	35.496	154.0	18:45.818								
9	1:49.026	31.440	42.145	35.441	154.4	20:34.844								
10	1:49.035	31.350	42.067	35.618	154.4	22:23.879								
11	<u>1:49.270</u>	31.512	<u>42.094</u>	35.664	154.0	24:13.149								
12	2:03.720	31.842	49.230	42.648	136.0	26:16.869								
13	3:12.207	1:01.536	1:18.522	52.149	87.6	29:29.076								
51	Christian Ho							SGP						
MP Motorsport						Tatuus F4-T421								
1	1:53.617	35.687	42.426	35.504	143.6	1:53.617								
2	1:49.747	31.458	42.005	36.284	153.4	3:43.364								
3	1:53.116	32.373	43.391	37.352	148.8	5:36.480								
4	3:13.651	52.324	1:17.778	1:03.549	86.9	8:50.131								
5	3:08.000	1:01.719	1:09.620	56.661	89.5	11:58.131								
6	2:59.953	57.914	1:09.123	52.916	93.5	14:58.084								
7	1:49.204	31.576	42.294	35.334	154.1	16:47.288								
8	1:48.611	31.201	42.152	35.258	155.0	18:35.899								
9	1:48.107	31.200	41.770	35.137	155.7	20:24.006								
10	<u>1:48.021</u>	30.999	<u>41.737</u>	35.285	155.8	22:12.027								
11	1:49.407	31.155	41.928	36.324	153.8	24:01.434								
12	2:06.298	31.840	52.004	42.454	133.3	26:07.732								
13	3:12.417	1:00.735	1:17.972	53.710	87.5	29:20.149								
55	Valerio Rinicella							ITA						
MP Motorsport						Tatuus F4-T421								
1	1:56.929	37.461	43.881	35.587	139.5	1:56.929								
2	1:48.839	31.465	41.994	35.380	154.6	3:45.768								
3	1:54.408	31.325	45.155	37.928	147.1	5:40.176								
4	3:13.537	50.932	1:18.023	1:04.582	87.0	8:53.713								
5	3:07.020	1:00.608	1:09.715	56.697	90.0	12:00.733								
6	2:59.232	57.544	1:09.442	52.246	93.9	14:59.965								
68	Hugh Barter							AUS						
Campos Racing						Tatuus F4-T421								
1	1:54.807	36.249	43.115	35.443	142.1	1:54.807								
2	1:49.095	31.576	42.102	35.417	154.3	3:43.902								
3	1:51.789	31.627	42.747	37.415	150.6	5:35.691								
4	3:13.843	52.257	1:17.770	1:03.816	86.8	8:49.534								
5	3:08.034	1:01.769	1:09.497	56.768	89.5	11:57.568								
6	3:00.080	57.887	1:09.113	53.080	93.5	14:57.648								
7	1:49.184	31.583	42.217	35.384	154.1	16:46.832								
8	1:48.432	31.374	42.028	35.030	155.2	18:35.264								
9	1:47.978	31.169	41.730	35.079	155.9	20:23.242								
10	1:47.975	31.081	41.806	35.088	155.9	22:11.217								
11	<u>1:49.390</u>	31.455	<u>41.895</u>	36.040	153.9	24:00.607								
12	2:06.652	31.689	52.176	42.787	132.9	26:07.259								
13	3:12.360	1:00.247	1:18.250	53.863	87.5	29:19.619								
71	Noah Lisle							GBR						
JHR Developments						Tatuus F4-T421								
1	2:03.461	40.577	44.665	38.219	132.1	2:03.461								
2	1:52.433	33.401	42.973	36.059	149.7	3:55.894								
3	1:56.114	31.842	45.580	38.692	144.9	5:52.008								
4	3:17.269	47.831	1:20.491	1:08.947	85.3	9:09.277								
5	3:02.612	B 57.265	1:09.267	56.080	92.2	12:11.889								
6	2:57.688	1:12.646	1:00.063	44.979	94.7	15:09.577								
7	1:50.684	31.385	43.571	35.728	152.1	17:00.261								
8	1:49.786	31.788	42.516	35.482	153.3	18:50.047								
9	1:50.055	31.322	42.134	36.599	152.9	20:40.102								
10	<u>1:49.334</u>	31.810	<u>42.142</u>	35.382	153.9	22:29.436								
11	1:49.214	31.534	42.121	35.559	154.1	24:18.650								
12	2:05.580	31.685	48.868	45.027	134.0	26:24.230								
13	3:12.413	1:03.667	1:16.493	52.253	87.5	29:36.643								
72	Marcos Flack							AUS						
GRS Team						Tatuus F4-T421								
1	1:58.562	38.113	43.688	36.761	137.6	1:58.562								
2	1:49.864	31.661	42.453	35.750	153.2	3:48.426								
3	1:54.723	31.581	45.356	37.786	146.7	5:43.149								
4	3:14.906	50.472	1:18.345	1:06.089	86.3	8:58.055								
5	3:05.370	1:00.161	1:08.661	56.548	90.8	12:03.425								
6	2:58.042	58.145	1:08.536	51.361	94.5	15:01.467								
7	1:51.026	32.272	42.694	36.060	151.6	16:52.493								
8	1:49.946	31.887	42.391	35.668	153.1	18:42.439								
9	1:49.373	31.512	42.168	35.693	153.9	20:31.812								
10	1:49.953	31.843	42.280	35.830	153.1	22:21.765								
11	<u>1:50.669</u>	32.122	<u>42.744</u>	35.803	152.1	24:12.434								
12	<u>2:03.788</u>	<u>31.463</u>	49.652	42.673	136.0	26:16.222								
13	3:12.201	1:01.448	1:18.593	52.160	87.6	29:28.423								



FORMULA 4 SPAIN

RACING WEEKEND BARCELONA

Carrera 3

Sector Analysis

— Invalidated Lap ■ Personal Best ■ Session Best B Crossing the pit lane

Lap	Time	Sector 1	Sector 2	Sector 3	Kph	Elapsed	Lap	Time	Sector 1	Sector 2	Sector 3	Kph	Elapsed
75	Noah Stromsted DNK												
	Campos Racing						Tatuus F4-T421						
1	1:56.204	36.802	43.022	36.380	140.4	1:56.204							
2	1:48.950	31.430	42.334	35.186	154.5	3:45.154							
3	1:53.305	31.446	43.755	38.104	148.5	5:38.459							
4	3:14.188	51.265	1:17.826	1:05.097	86.7	8:52.647							
5	3:06.724	1:00.302	1:09.863	56.559	90.1	11:59.371							
6	2:59.650	57.946	1:08.995	52.709	93.7	14:59.021							
7	1:49.032	31.584	42.164	35.284	154.4	16:48.053							
8	1:48.321	31.247	41.965	35.109	155.4	18:36.374							
9	1:48.105	31.128	41.850	35.127	155.7	20:24.479							
10	1:47.927	31.085	41.767	35.075	155.9	22:12.406							
11	1:48.853	31.321	41.790	35.742	154.6	24:01.259							
78	Gianmarco Pradel AUS												
	CRAM Pinnacle						Tatuus F4-T421						
1	2:00.024	37.903	44.144	37.977	135.9	2:00.024							
2	1:51.344	32.701	42.813	35.830	151.2	3:51.368							
3	1:56.432	31.460	46.580	38.392	144.5	5:47.800							
4	3:14.905	48.535	1:19.616	1:06.754	86.3	9:02.705							
5	3:04.862	59.243	1:09.205	56.414	91.0	12:07.567							
6	2:55.935	57.446	1:09.378	49.111	95.7	15:03.502							
7	2:08.990	32.207	1:01.086	35.697	130.5	17:12.492							
8	1:49.267	31.667	42.303	35.297	154.0	19:01.759							
9	<u>1:49.050</u>	31.505	<u>42.081</u>	35.464	154.3	20:50.809							
10	1:48.869	31.404	42.170	35.295	154.6	22:39.678							
11	<u>1:49.469</u>	31.678	42.291	<u>35.500</u>	153.7	24:29.147							
12	<u>1:56.644</u>	<u>33.584</u>	44.425	38.635	144.3	26:25.791							
13	3:12.415	1:05.616	1:15.295	51.504	87.5	29:38.206							
80	Juan Francisco Soldavini ARG												
	CRAM Pinnacle						Tatuus F4-T422						
1	2:04.099	41.408	44.962	37.729	131.4	2:04.099							
99	Daniel Mavlyutov GBR												
	GRS Team						Tatuus F4-T421						
1	2:04.694	41.771	45.218	37.705	130.8	2:04.694							
2	1:55.073	33.072	45.319	36.682	146.3	3:59.767							
3	1:56.790	32.492	46.520	37.778	144.1	5:56.557							
4	3:19.565	46.854	1:22.089	1:10.622	84.3	9:16.122							
5	3:01.011	54.954	1:09.398	56.659	93.0	12:17.133							
6	2:52.305	56.230	1:10.542	45.533	97.7	15:09.438							
7	<u>1:53.149</u>	32.589	44.055	<u>36.505</u>	148.7	17:02.587							
8	<u>1:51.785</u>	<u>32.123</u>	42.866	36.796	150.6	18:54.372							
9	1:50.345	31.940	42.745	35.660	152.5	20:44.717							
10	1:52.266	31.839	43.339	37.088	149.9	22:36.983							
11	<u>1:50.658</u>	32.186	<u>42.514</u>	35.958	152.1	24:27.641							
12	<u>1:57.849</u>	33.853	<u>43.220</u>	40.776	142.8	26:25.490							
13	3:12.515	1:05.034	1:15.791	51.690	87.4	29:38.005							