

CLIO CUP SERIES

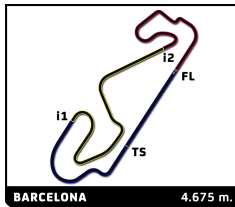
RACING WEEKEND BARCELONA

Entrenamiento Cronometrado 1

Sector Analysis

— Invalidated Lap ■ Personal Best ■ Session Best B Crossing the pit lane

Lap	Time	Sector 1	Sector 2	Sector 3	Kph	Elapsed	Lap	Time	Sector 1	Sector 2	Sector 3	Kph	Elapsed
1 Nicolas Milan FRA													
MILAN COMPETITION Clio Cup V													
1	2:40.201	1:04.656	52.741	42.804	101.8	2:40.201	5	2:18.379	43.347	52.010	43.022	121.6	11:44.966
2	2:09.497	36.859	50.639	41.999	130.0	4:49.698	6	2:07.151	36.641	49.629	40.881	132.4	13:52.117
3	2:08.472	36.514	49.620	42.338	131.0	6:58.170	7	2:06.667	36.418	49.545	40.704	132.9	15:58.784
4	2:10.283	36.848	50.216	43.219	129.2	9:08.453	8	2:31.757	39.729	1:04.377	47.651	110.9	18:30.541
5	2:08.241	36.251	49.427	42.563	131.2	11:16.694							
6	2:07.236	36.641	49.440	41.155	132.3	13:23.930							
7	2:12.576	37.351	53.028	42.197	126.9	15:36.506							
8	2:06.654	36.309	49.394	40.951	132.9	17:43.160							
9	2:06.810	36.526	49.371	40.913	132.7	19:49.970							
10	<u>2:06.971</u>	36.519	49.436	<u>41.016</u>	132.5	21:56.941							
2 Marc Guillot FRA													
MILAN COMPETITION Clio Cup V													
1	2:40.523	1:03.595	54.264	42.664	101.6	2:40.523							
2	2:09.435	36.754	50.791	41.890	130.0	4:49.958							
3	2:09.024	36.370	49.834	42.820	130.4	6:58.982							
4	<u>2:09.841</u>	36.474	50.376	42.991	129.6	9:08.823							
5	<u>2:06.738</u>	36.132	49.429	41.177	132.8	11:15.561							
6	<u>2:07.375</u>	37.083	49.305	<u>40.987</u>	132.1	13:22.936							
7	<u>2:12.854</u>	<u>37.664</u>	53.035	42.155	126.7	15:35.790							
8	2:06.380	36.270	49.263	40.847	133.2	17:42.170							
9	2:06.883	36.459	49.242	41.182	132.6	19:49.053							
10	2:08.271	36.474	50.281	41.516	131.2	21:57.324							
3 Alex Royo ESP													
TEAM VRT Clio Cup V													
1	3:17.010	1:28.894	1:03.963	44.153	82.8	3:17.010							
2	2:11.252	38.159	51.137	41.956	128.2	5:28.262							
3	2:08.673	36.980	50.188	41.505	130.8	7:36.935							
4	2:07.507	36.627	49.817	41.063	132.0	9:44.442							
5	2:07.337	36.649	49.678	41.010	132.2	11:51.779							
6	2:07.376	36.515	49.691	41.170	132.1	13:59.155							
7	2:08.081	36.529	50.401	41.151	131.4	16:07.236							
8	2:06.929	36.474	49.493	40.962	132.6	18:14.165							
9	2:07.196	36.309	49.776	41.111	132.3	20:21.361							
4 Julien Baziret FRA													
VICTEAM Clio Cup V													
1	4:29.652	2:41.722	1:04.140	43.790	60.5	4:29.652							
2	2:27.354	39.203	55.737	52.414	114.2	6:57.006							
3	2:14.132	37.748	52.378	44.006	125.5	9:11.138							
4	2:08.285	36.484	50.550	41.251	131.2	11:19.423							
5	2:08.808	36.652	50.423	41.733	130.7	13:28.231							
6	2:09.991	36.653	50.525	42.813	129.5	15:38.222							
7	2:07.429	36.315	49.685	41.429	132.1	17:45.651							
8	2:08.745	36.711	50.827	41.207	130.7	19:54.396							
9	2:07.762	36.345	49.708	41.709	131.7	22:02.158							
5 Anthony Jurado FRA													
MILAN COMPETITION Clio Cup V													
1	2:42.280	1:06.496	52.909	42.875	100.5	2:42.280							
2	2:09.737	36.592	50.960	42.185	129.7	4:52.017							
3	2:10.958	36.665	50.035	44.258	128.5	7:02.975							
4	2:23.612	36.161	49.880	57.571	117.2	9:26.587							
8 Joaquin Rodrigo ESP													
YEARSA SPORT Clio Cup V													
1	3:11.765	1:20.707	58.930	52.128	85.1	3:11.765							
2	2:22.200	43.608	55.647	42.945	118.4	5:33.965							
3	2:11.454	37.651	51.332	42.471	128.0	7:45.419							
4	2:10.625	37.296	51.238	42.091	128.8	9:56.044							
5	2:12.447	39.582	50.661	42.204	127.1	12:08.491							
6	2:10.010	36.949	50.648	42.413	129.5	14:18.501							
7	2:10.111	37.327	50.651	42.133	129.4	16:28.612							
12 Gabriele Torelli ITA													
FARO RACING Clio Cup V													
1	3:55.258	1:56.847	1:05.048	53.363	69.3	3:55.258							
2	2:43.980	48.743	1:04.561	50.676	102.6	6:39.238							
3	2:33.755	46.965	1:01.896	44.894	109.5	9:12.993							
4	2:07.235	36.469	49.936	40.830	132.3	11:20.228							
5	2:06.696	36.143	49.770	40.783	132.8	13:26.924							
6	2:06.543	36.307	49.254	40.982	133.0	15:33.467							
7	2:11.022	B 36.562	49.290	45.170	128.5	17:44.489							
15 David Pouget FRA													
GPA RACING Clio Cup V													
1	4:27.364	2:44.608	57.638	45.118	61.0	4:27.364							
2	2:27.771	37.969	56.481	53.321	113.9	6:55.135							
3	2:06.663	36.592	49.321	40.750	132.9	9:01.798							
4	<u>2:07.030</u>	36.394	49.065	<u>41.571</u>	132.5	11:08.828							
5	<u>2:06.265</u>	<u>36.347</u>	49.158	<u>40.760</u>	133.3	13:15.093							
6	<u>2:08.340</u>	<u>36.387</u>	50.584	41.369	131.1	15:23.433							
7	2:06.335	36.202	49.320	40.813	133.2	17:29.768							
8	2:06.790	36.372	49.233	41.185	132.7	19:36.558							
9	2:13.713	36.538	49.331	47.844	125.9	21:50.271							
17 Daniele Pasquali ITA													
TUDOR MOTORSPORT Clio Cup V													
1	3:58.766	1:58.381	1:08.147	52.238	68.3	3:58.766							
2	2:43.326	48.855	1:04.358	50.113	103.0	6:42.092							
3	2:15.405	39.719	52.566	43.120	124.3	8:57.497							
4	2:12.056	37.838	52.141	42.077	127.4	11:09.553							
5	2:10.663	37.301	51.629	41.733	128.8	13:20.216							
6	<u>2:13.038</u>	37.434	50.614	44.990	126.5	15:33.254							
7	<u>2:11.064</u>	37.865	51.006	42.193	128.4	17:44.318							
8	2:14.371	37.973	54.255	42.143	125.3	19:58.689							
9	2:10.843	37.044	50.754	43.045	128.6	22:09.532							
18 Cédric Delcroix FRA													
GPA RACING Clio Cup V													
1	4:33.164	2:49.494	58.698	44.972	59.7	4:33.164							
2	2:27.364	38.592	54.145	54.627	114.2	7:00.528							
3	2:18.925	41.124	51.940	45.861	121.1	9:19.453							
4	2:08.677	36.903	50.069	41.705	130.8	11:28.130							
5	2:08.928	37.064	50.225	41.639	130.5	13:37.058							
6	2:08.275	36.769	50.050	41.456	131.2	15:45.333							



CLIO CUP SERIES

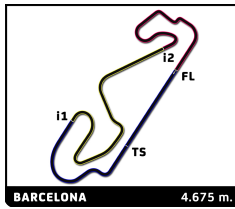
RACING WEEKEND BARCELONA

Entrenamiento Cronometrado 1

Sector Analysis

— Invalidated Lap ■ Personal Best ■ Session Best B Crossing the pit lane

Lap	Time	Sector 1	Sector 2	Sector 3	Kph	Elapsed	Lap	Time	Sector 1	Sector 2	Sector 3	Kph	Elapsed	
7	2:08.825	36.729	50.353	41.743	130.6	17:54.158	5	<u>2:06.464</u>	<u>36.432</u>	49.335	<u>40.697</u>	133.1	13:16.109	
8	2:08.838	37.074	50.118	41.646	130.6	20:02.996	6	<u>2:06.539</u>	<u>36.393</u>	49.228	<u>40.918</u>	133.0	15:22.648	
21	Stephan Polderman NED							7	<u>2:07.883</u>	<u>37.002</u>	49.913	40.968	131.6	17:30.531
							8	<u>2:06.876</u>	36.320	49.423	<u>41.133</u>	132.6	19:37.407	
							9	<u>2:15.875</u>	<u>37.524</u>	49.713	<u>48.638</u>	123.9	21:53.282	
							31	Jérémy Bordagaray FRA						
1	2:41.553	57.920	1:00.007	43.626	101.0	2:41.553		MILAN COMPETITION						Clio Cup V
2	2:12.817	37.239	53.228	42.350	126.7	4:54.370	1	2:45.723	1:09.118	53.882	42.723	98.4	2:45.723	
3	2:11.405	36.951	50.336	44.118	128.1	7:05.775	2	2:09.444	37.136	50.259	42.049	130.0	4:55.167	
4	2:11.765	36.768	50.200	44.797	127.7	9:17.540	3	2:09.297	36.813	50.332	42.152	130.2	7:04.464	
5	2:09.544	36.964	50.522	42.058	129.9	11:27.084	4	2:21.358	36.453	49.916	54.989	119.1	9:25.822	
6	2:08.644	36.763	50.248	41.633	130.8	13:35.728	5	2:19.810	44.508	51.941	43.361	120.4	11:45.632	
7	2:08.608	36.658	49.971	41.979	130.9	15:44.336	6	2:07.391	36.471	49.776	41.144	132.1	13:53.023	
8	2:10.898	36.688	50.308	43.902	128.6	17:55.234	7	<u>2:07.593</u>	36.543	49.561	<u>41.489</u>	131.9	16:00.616	
9	2:08.737	36.887	50.251	41.599	130.7	20:03.971	8	<u>2:30.382</u>	38.837	1:04.181	47.364	111.9	18:30.998	
22	Lydia Sempere ESP							9	<u>2:07.805</u>	36.465	<u>49.790</u>	41.550	131.7	20:38.803
							33	Michel Faye FRA						
1	3:26.054	1:30.164	1:06.155	49.735	79.2	3:26.054		GM SPORT						Clio Cup V
2	2:23.533	41.233	56.010	46.290	117.3	5:49.587	1	2:35.146	53.904	56.733	44.509	105.1	2:35.146	
3	2:16.914	39.309	54.151	43.454	122.9	8:06.501	2	2:17.676	38.462	52.812	46.402	122.2	4:52.822	
4	2:12.911	37.964	52.138	42.809	126.6	10:19.412	3	2:13.549	38.187	52.172	43.190	126.0	7:06.371	
5	<u>2:11.357</u>	37.390	51.532	<u>42.435</u>	128.1	12:30.769	4	2:13.986	36.904	51.085	45.997	125.6	9:20.357	
6	<u>2:12.845</u>	<u>38.159</u>	52.221	42.465	126.7	14:43.614	5	2:11.995	39.371	50.658	41.966	127.5	11:32.352	
7	2:10.936	37.350	51.365	42.221	128.5	16:54.550	6	2:09.340	37.219	50.245	41.876	130.1	13:41.692	
8	2:10.484	37.200	51.276	42.008	129.0	19:05.034	7	<u>2:08.975</u>	36.965	<u>50.279</u>	41.731	130.5	15:50.667	
9	<u>2:09.586</u>	36.741	50.739	<u>42.106</u>	129.9	21:14.620	8	2:09.262	36.904	50.625	41.733	130.2	17:59.929	
23	Jordi Palomeras ESP							9	2:09.048	36.957	50.276	41.815	130.4	20:08.977
							43	Damiano Puccetti ITA						
1	4:28.883	2:45.913	58.806	44.164	60.7	4:28.883		PMA MOTORSPORT						Clio Cup V
2	2:27.087	38.690	55.570	52.827	114.4	6:55.970	1	3:47.920	1:28.247	1:09.732	1:09.941	71.6	3:47.920	
3	2:14.534	39.534	51.693	43.307	125.1	9:10.504	2	2:24.983	45.534	55.261	44.188	116.1	6:12.903	
4	2:06.926	36.396	49.443	41.087	132.6	11:17.430	3	2:09.113	37.250	50.572	41.291	130.4	8:22.016	
5	2:08.219	36.819	49.923	41.477	131.3	13:25.649	4	2:08.742	37.029	50.248	41.465	130.7	10:30.758	
6	2:11.388	36.432	51.601	43.355	128.1	15:37.037	5	2:13.469	41.711	50.217	41.541	126.1	12:44.227	
7	2:07.342	36.439	49.504	41.399	132.2	17:44.379	6	<u>2:08.678</u>	36.545	51.116	<u>41.017</u>	130.8	14:52.905	
8	2:09.430	37.583	50.814	41.033	130.0	19:53.809	7	<u>2:08.480</u>	<u>37.029</u>	<u>49.888</u>	<u>41.563</u>	131.0	17:01.385	
9	2:20.415	36.666	53.865	49.884	119.9	22:14.224	8	<u>2:08.407</u>	<u>37.212</u>	49.881	41.314	131.1	19:09.792	
28	Antoine Bordagaray FRA							9	<u>2:08.067</u>	36.979	<u>49.770</u>	<u>41.318</u>	131.4	21:17.859
							44	Felice Jelmini ITA						
1	4:02.151	2:01.808	1:05.803	54.540	67.4	4:02.151		PMA MOTORSPORT						Clio Cup V
2	2:28.466	44.404	1:01.139	42.923	113.4	6:30.617	1	4:29.069	2:45.812	59.314	43.943	60.6	4:29.069	
3	2:10.554	37.829	50.865	41.860	128.9	8:41.171	2	2:27.354	38.932	55.690	52.732	114.2	6:56.423	
4	2:09.281	36.947	50.637	41.697	130.2	10:50.452	3	2:11.162	37.977	50.352	42.833	128.3	9:07.585	
5	2:09.530	36.875	50.791	41.864	129.9	12:59.982	4	<u>2:08.405</u>	36.426	49.713	<u>42.266</u>	131.1	11:15.990	
6	2:09.123	37.192	50.205	41.726	130.3	15:09.105	5	<u>2:07.152</u>	<u>36.825</u>	49.499	<u>40.828</u>	132.4	13:23.142	
7	2:09.388	37.048	49.984	42.356	130.1	17:18.493	6	<u>2:06.790</u>	<u>36.436</u>	49.396	<u>40.958</u>	132.7	15:29.932	
8	2:08.943	37.177	50.127	41.639	130.5	19:27.436	7	<u>2:07.113</u>	<u>36.536</u>	49.545	41.032	132.4	17:37.045	
9	2:08.822	37.265	49.971	41.586	130.6	21:36.258	8	2:07.019	36.606	49.458	40.955	132.5	19:44.064	
29	Alexandre Finkelstein FRA							9	2:07.359	36.768	49.453	41.138	132.1	21:51.423
							47	Alex Lahoz ESP						
1	4:28.420	2:45.659	58.060	44.701	60.8	4:28.420		COTAUTO MOTORSPORT						Clio Cup V
2	2:26.957	38.675	55.294	52.988	114.5	6:55.377	1	2:55.324	1:15.247	56.213	43.864	93.0	2:55.324	
3	2:07.039	36.608	49.784	40.647	132.5	9:02.416								
4	<u>2:07.229</u>	36.694	49.527	<u>41.008</u>	132.3	11:09.645								



CLIO CUP SERIES

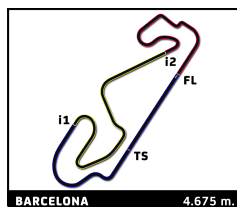
RACING WEEKEND BARCELONA

Entrenamiento Cronometrado 1

Sector Analysis

— Invalidated Lap ■ Personal Best ■ Session Best B Crossing the pit lane

Lap	Time	Sector 1	Sector 2	Sector 3	Kph	Elapsed	Lap	Time	Sector 1	Sector 2	Sector 3	Kph	Elapsed
50 Juuso Panttila FIN							Clio Cup V						
1	2:39.814	56.803	59.799	43.212	102.1	2:39.814	1	4:43.132	2:54.267	1:00.511	48.354	57.6	4:43.132
2	2:10.644	37.143	51.423	42.078	128.8	4:50.458	2	2:33.966	44.379	1:02.928	46.659	109.3	7:17.098
3	2:10.040	36.830	49.824	43.386	129.4	7:00.498	3	2:14.809	39.371	52.713	42.725	124.8	9:31.907
4	2:22.290	37.328	59.390	45.572	118.3	9:22.788	4	2:16.437	39.056	53.020	44.361	123.4	11:48.344
5	2:07.610	36.533	49.732	41.345	131.9	11:30.398	5	2:21.803	37.681	51.638	52.484	118.7	14:10.147
6	2:24.994	36.688	58.416	49.890	116.1	13:55.392	6	2:12.681	38.285	51.783	42.613	126.8	16:22.828
7	2:07.655	36.797	49.704	41.154	131.8	16:03.047	7	2:15.456	38.987	52.999	43.470	124.2	18:38.284
8	2:07.647	36.748	49.827	41.072	131.8	18:10.694	8	2:16.685	38.807	53.262	44.616	123.1	20:54.969
9	2:07.592	36.619	49.849	41.124	131.9	20:18.286							
55 René Steenmetz NED							Clio Cup V						
1	2:32.783	54.745	54.931	43.107	106.8	2:32.783							
2	2:15.219	38.041	51.599	45.579	124.5	4:48.002							
3	2:13.002	37.635	51.251	44.116	126.5	7:01.004							
4	2:13.169	37.022	51.088	45.059	126.4	9:14.173							
5	2:08.292	36.595	49.492	42.205	131.2	11:22.465							
6	2:08.045	37.153	49.694	41.198	131.4	13:30.510							
7	2:08.268	36.605	49.656	42.007	131.2	15:38.778							
8	2:07.660	36.669	49.681	41.310	131.8	17:46.438							
9	2:09.922	37.075	50.132	42.715	129.5	19:56.360							
10	2:08.002	36.754	49.882	41.366	131.5	22:04.362							
58 Chen Han Lin TPE							Clio Cup V						
1	3:18.641	1:13.457	1:18.610	46.574	82.1	3:18.641							
2	2:13.968	38.492	52.649	42.827	125.6	5:32.609							
3	2:11.058	37.392	50.728	42.938	128.4	7:43.667							
4	2:09.803	37.121	50.811	41.871	129.7	9:53.470							
5	2:10.045	37.071	50.622	42.352	129.4	12:03.515							
6	2:10.100	36.948	50.855	42.297	129.4	14:13.615							
7	2:09.709	36.945	50.630	42.134	129.8	16:23.324							
8	2:11.677	38.571	51.313	41.793	127.8	18:35.001							
9	2:09.384	37.046	50.419	41.919	130.1	20:44.385							
60 Luciano Gioia ITA							Clio Cup V						
1	3:18.865	1:35.024	1:00.280	43.561	82.0	3:18.865							
2	2:10.172	37.343	50.796	42.033	129.3	5:29.037							
3	2:09.223	37.135	50.513	41.575	130.2	7:38.260							
4	2:08.425	36.953	50.017	41.455	131.0	9:46.685							
5	2:15.832	37.516	55.091	43.225	123.9	12:02.517							
6	2:23.549	37.053	54.454	52.042	117.2	14:26.066							
7	2:08.618	37.263	49.934	41.421	130.9	16:34.684							
8	2:09.034	36.858	49.885	42.291	130.4	18:43.718							
9	2:09.130	37.173	50.108	41.849	130.3	20:52.848							
62 Gabriel Alonso ARG							Clio Cup V						
1	4:43.132	2:54.267	1:00.511	48.354	57.6	4:43.132							
2	2:33.966	44.379	1:02.928	46.659	109.3	7:17.098							
3	2:14.809	39.371	52.713	42.725	124.8	9:31.907							
4	2:16.437	39.056	53.020	44.361	123.4	11:48.344							
5	2:21.803	37.681	51.638	52.484	118.7	14:10.147							
6	2:12.681	38.285	51.783	42.613	126.8	16:22.828							
7	2:15.456	38.987	52.999	43.470	124.2	18:38.284							
8	2:16.685	38.807	53.262	44.616	123.1	20:54.969							
65 Fabien Julia FRA							Clio Cup V						
1	4:21.503	2:32.429	1:01.685	47.389	62.4	4:21.503							
2	2:26.209	38.331	55.247	52.631	115.1	6:47.712							
3	2:13.497	39.135	51.936	42.426	126.1	9:01.209							
4	2:09.656	38.369	50.010	41.277	129.8	11:10.865							
5	2:07.434	36.374	50.043	41.017	132.1	13:18.299							
6	2:07.216	36.519	49.504	41.193	132.3	15:25.515							
7	2:07.323	36.621	49.660	41.042	132.2	17:32.838							
8	2:07.511	36.495	49.668	41.348	132.0	19:40.349							
9	2:08.441	36.652	49.660	42.129	131.0	21:48.790							
69 Quinto Stefana ITA							Clio Cup V						
1	2:48.635	1:10.405	54.949	43.281	96.7	2:48.635							
2	2:10.894	37.657	51.140	42.097	128.6	4:59.529							
3	2:08.949	36.959	50.804	41.186	130.5	7:08.478							
4	2:12.431	36.432	49.680	46.319	127.1	9:20.909							
5	2:09.871	38.430	50.067	41.374	129.6	11:30.780							
6	2:08.035	36.580	50.405	41.050	131.4	13:38.815							
7	2:07.115	36.386	49.504	41.225	132.4	15:45.930							
8	2:09.738	36.311	49.526	43.901	129.7	17:55.668							
9	2:22.283	38.042	1:01.612	42.629	118.3	20:17.951							
73 Sandro Cutini ITA							Clio Cup V						
1	3:49.326	1:39.486	1:00.237	1:09.603	71.1	3:49.326							
2	2:24.473	44.816	55.945	43.712	116.5	6:13.799							
3	2:09.773	37.259	50.523	41.991	129.7	8:23.572							
4	2:09.460	37.068	50.584	41.808	130.0	10:33.032							
5	2:09.738	37.212	50.754	41.772	129.7	12:42.770							
6	2:11.213	37.295	52.137	41.781	128.3	14:53.983							
7	2:09.313	36.841	50.569	41.903	130.1	17:03.296							
8	2:08.456	36.955	49.991	41.510	131.0	19:11.752							
9	2:08.336	36.872	49.962	41.502	131.1	21:20.088							
79 Javier Cicuendez ESP							Clio Cup V						
1	2:55.827	1:17.281	54.964	43.582	92.8	2:55.827							
2	2:10.745	38.050	50.779	41.916	128.7	5:06.572							
3	2:09.435	36.939	50.064	42.432	130.0	7:16.007							
4	2:09.524	36.939	50.032	42.553	129.9	9:25.531							
5	2:08.040	36.681	49.917	41.442	131.4	11:33.571							
6	2:21.686	36.588	50.701	54.397	118.8	13:55.257							
7	2:09.767	37.508	50.320	41.939	129.7	16:05.024							



CLIO CUP SERIES

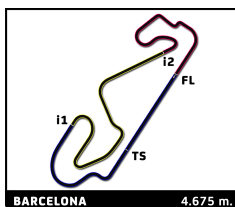
RACING WEEKEND BARCELONA

Entrenamiento Cronometrado 1

Sector Analysis

— Invalidated Lap ■ Personal Best ■ Session Best B Crossing the pit lane

Lap	Time	Sector 1	Sector 2	Sector 3	Kph	Elapsed	Lap	Time	Sector 1	Sector 2	Sector 3	Kph	Elapsed
8	2:08.143	36.719	50.044	41.380	131.3	18:13.167	6	2:08.900	36.808	50.073	42.019	130.6	14:16.290
9	2:09.427	37.009	50.948	41.470	130.0	20:22.594	7	2:14.069	40.129	51.687	42.253	125.5	16:30.359
82 Jacopo Giuseppe Cimenes (ITA)							8	2:09.008	37.210	49.909	41.889	130.5	18:39.367
ESSECORSE							9	2:11.077	37.801	50.726	42.550	128.4	20:50.444
Clio Cup V							99 Guillaume Maio (FRA)						
1	3:17.712	1:33.486	1:00.707	43.519	82.5	3:17.712	GM SPORT						
2	2:13.529	37.740	52.069	43.720	126.0	5:31.241	Clio Cup V						
3	2:08.447	37.197	50.031	41.219	131.0	7:39.688	1	2:30.921	52.233	55.064	43.624	108.1	2:30.921
4	2:07.832	36.789	49.681	41.362	131.7	9:47.520	2	2:12.119	38.036	52.541	41.542	127.4	4:43.040
5	2:08.069	36.830	50.103	41.136	131.4	11:55.589	3	<u>2:17.184</u>	36.757	49.977	50.450	122.7	7:00.224
6	2:09.318	36.678	51.209	41.431	130.1	14:04.907	4	<u>2:12.903</u>	36.753	51.869	44.281	126.6	9:13.127
7	2:07.743	36.786	49.715	41.242	131.7	16:12.650	5	<u>2:08.527</u>	36.523	50.264	41.740	130.9	11:21.654
8	2:07.793	36.728	49.770	41.295	131.7	18:20.443	6	<u>2:10.283</u>	36.416	52.750	41.117	129.2	13:31.937
9	2:08.192	36.822	49.953	41.417	131.3	20:28.635	7	<u>2:07.852</u>	36.455	49.686	41.711	131.6	15:39.789
84 Michele Locatelli (ITA)							8	2:07.748	36.862	49.817	41.069	131.7	17:47.537
FARO RACING							9	2:07.768	36.544	49.932	41.292	131.7	19:55.305
Clio Cup V							10	2:08.424	36.617	49.913	41.894	131.1	22:03.729
1	3:58.134	1:57.614	1:08.447	52.073	68.5	3:58.134	101 Tomas Pekar (CZE)						
2	2:42.558	48.800	1:03.982	49.776	103.5	6:40.692	CARPEK SERVICE						
3	2:24.710	45.951	56.633	42.126	116.3	9:05.402	Clio Cup V						
4	2:13.599	37.149	53.702	42.748	126.0	11:19.001	1	2:43.099	1:03.187	55.774	44.138	100.0	2:43.099
5	2:08.917	36.951	50.055	41.911	130.5	13:27.918	2	2:09.913	37.169	51.046	41.698	129.5	4:53.012
6	2:13.135	36.852	50.296	45.987	126.4	15:41.053	3	2:13.016	36.968	49.599	46.449	126.5	7:06.028
7	2:15.563	37.155	53.110	45.298	124.1	17:56.616	4	<u>2:11.738</u>	36.715	50.976	44.047	127.8	9:17.766
8	2:09.175	37.122	50.217	41.836	130.3	20:05.791	5	<u>2:07.637</u>	36.320	50.211	41.106	131.9	11:25.403
88 Horn (FRA)							6	2:07.162	36.768	49.417	40.977	132.4	13:32.565
GPA RACING							7	2:07.564	36.390	49.262	41.912	131.9	15:40.129
Clio Cup V							8	2:08.028	36.871	49.811	41.346	131.5	17:48.157
1	4:30.965	2:47.256	59.507	44.202	60.2	4:30.965	9	2:07.401	36.392	49.643	41.366	132.1	19:55.558
2	<u>2:28.016</u>	38.717	55.384	53.915	113.7	6:58.981	10	2:07.982	36.786	49.533	41.663	131.5	22:03.540
3	<u>2:17.505</u>	37.858	52.437	47.210	122.4	9:16.486	107 Cristian Ricciarini (ITA)						
4	<u>2:09.972</u>	37.425	50.807	41.747	129.5	11:26.465	ESSECORSE						
5	2:08.679	37.101	50.046	41.532	130.8	13:35.144	Clio Cup V						
6	2:08.301	36.857	49.797	41.647	131.2	15:43.445	1	3:47.522	1:54.759	1:01.346	51.417	71.7	3:47.522
7	2:07.889	36.518	50.088	41.283	131.6	17:51.334	2	2:24.596	45.432	54.987	44.177	116.4	6:12.118
8	2:08.617	36.725	50.303	41.589	130.9	19:59.951	3	2:07.727	36.931	49.919	40.877	131.8	8:19.845
9	2:09.635	36.674	50.070	42.891	129.8	22:09.586	4	2:07.957	36.761	49.872	41.324	131.5	10:27.802
93 Nico Abella (ESP)							5	2:15.778	43.843	50.405	41.530	124.0	12:43.580
Clio Cup V							6	2:08.075	36.704	50.080	41.291	131.4	14:51.655
1	2:39.372	57.240	59.463	42.669	102.4	2:39.372	7	2:34.648 B	39.786	59.933	54.929	108.8	17:26.303
2	2:12.019	37.127	50.296	44.596	127.5	4:51.391	8	3:52.284	2:06.423	1:00.603	45.258	72.5	21:18.587
3	<u>2:14.077</u>	38.773	50.229	45.075	125.5	7:05.468	111 Mathieu Lannepoudenx (FRA)						
4	2:16.443	36.506	49.416	50.521	123.3	9:21.911	MILAN COMPETITION						
5	2:24.519	46.042	54.439	44.038	116.5	11:46.430	Clio Cup V						
6	2:07.135	36.513	49.404	41.218	132.4	13:53.565	1	2:45.372	1:08.703	53.863	42.806	98.6	2:45.372
7	2:07.201	36.355	49.463	41.383	132.3	16:00.766	2	2:09.158	36.978	50.486	41.694	130.3	4:54.530
8	2:08.699	37.379	50.189	41.131	130.8	18:09.465	3	2:08.216	36.463	49.739	42.014	131.3	7:02.746
9	<u>2:07.164</u>	36.572	<u>49.361</u>	41.231	132.3	20:16.629	4	2:14.137	36.641	52.264	45.232	125.5	9:16.883
96 Emre Can Ünal (TRK)							5	2:07.062	36.312	49.664	41.086	132.5	11:23.945
TEAM VRT							6	2:07.216	36.386	49.715	41.115	132.3	13:31.161
Clio Cup V							7	2:28.650	39.054	1:02.847	46.749	113.2	15:59.811
1	3:26.160	1:30.741	1:06.636	48.783	79.1	3:26.160	8	2:07.257	36.681	49.484	41.092	132.3	18:07.068
2	2:13.186	39.323	51.478	42.385	126.4	5:39.346	9	2:07.594	36.829	49.645	41.120	131.9	20:14.662
3	2:09.670	37.277	50.343	42.050	129.8	7:49.016	113 Adrian Schimpf (ESP)						
4	2:08.828	36.679	50.174	41.975	130.6	9:57.844	COTAUTO MOTORSPORT						
5	2:09.546	37.082	50.363	42.101	129.9	12:07.390	Clio Cup V						
							1	2:36.515	58.542	54.928	43.045	104.2	2:36.515



CLIO CUP SERIES

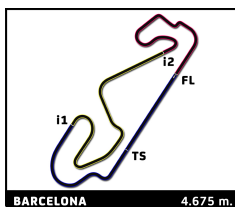
RACING WEEKEND BARCELONA

Entrenamiento Cronometrado 1

Sector Analysis

— Invalidated Lap ■ Personal Best ■ Session Best B Crossing the pit lane

Lap	Time	Sector 1	Sector 2	Sector 3	Kph	Elapsed	Lap	Time	Sector 1	Sector 2	Sector 3	Kph	Elapsed
116 Giacomo Trebbi ITA MC MOTORTECNICA Clio Cup V													
1	3:55.964	1:58.028	1:05.072	52.864	69.1	3:55.964							
2	2:43.982	49.044	1:04.661	50.277	102.6	6:39.946							
3	2:13.112	40.770	51.086	41.256	126.4	8:53.058							
4	2:07.875	36.622	49.923	41.330	131.6	11:00.933							
5	2:07.644	36.714	49.631	41.299	131.9	13:08.577							
6	2:09.629	36.854	50.273	42.502	129.8	15:18.206							
7	2:07.684	36.549	49.708	41.427	131.8	17:25.890							
8	2:07.889	36.720	49.937	41.232	131.6	19:33.779							
9	2:15.766	36.888	52.229	46.649	124.0	21:49.545							
118 Andrea Chierichetti ITA OREGON TEAM Clio Cup V													
1	3:57.429	1:59.342	1:05.431	52.656	68.7	3:57.429							
2	2:43.936	48.759	1:05.156	50.021	102.7	6:41.365							
3	2:27.607	39.859	52.238	55.510	114.0	9:08.972							
4	2:27.851	43.570	57.238	47.043	113.8	11:36.823							
5	2:11.639	37.829	51.468	42.342	127.8	13:48.462							
6	2:09.691	37.171	50.742	41.778	129.8	15:58.153							
7	2:23.371	38.185	59.689	45.497	117.4	18:21.524							
8	<u>2:09.391</u>	37.272	50.654	<u>41.465</u>	130.1	20:30.915							
125 Jerzy Spinkiewicz POL UNIQU RACING Clio Cup V													
1	2:46.306	1:10.987	53.071	42.248	98.1	2:46.306							
2	2:08.588	36.707	50.308	41.573	130.9	4:54.894							
3	<u>2:09.122</u>	36.947	49.912	<u>42.263</u>	130.3	7:04.016							
4	<u>2:10.710</u>	36.323	49.626	44.761	128.8	9:14.726							
5	<u>2:07.163</u>	36.421	49.337	<u>41.405</u>	132.3	11:21.889							
6	<u>2:08.265</u>	36.396	49.842	<u>42.027</u>	131.2	13:30.154							
7	<u>2:07.445</u>	36.555	49.306	<u>41.584</u>	132.1	15:37.599							
8	<u>2:07.031</u>	36.311	49.128	41.592	132.5	17:44.630							
9	<u>2:08.242</u>	37.109	<u>50.045</u>	<u>41.088</u>	131.2	19:52.872							
155 Gianalberto Coldani ITA MC MOTORTECNICA Clio Cup V													
1	3:56.603	1:58.657	1:05.465	52.481	68.9	3:56.603							
2	2:42.934	49.114	1:04.677	49.143	103.3	6:39.537							
3	<u>2:10.758</u>	37.307	51.092	<u>42.359</u>	128.7	8:50.295							
4	<u>2:10.004</u>	36.948	51.273	41.783	129.5	11:00.299							
5	2:09.066	36.795	50.019	42.252	130.4	13:09.365							
6	2:09.584	36.693	50.438	42.453	129.9	15:18.949							
7	2:08.231	36.629	49.844	41.758	131.2	17:27.180							
8	2:09.289	36.791	50.025	42.473	130.2	19:36.469							
9	<u>2:11.550</u>	37.193	50.161	<u>44.196</u>	127.9	21:48.019							
162 Alejandro Schimpf ESP COTAUTO MOTORSPORT Clio Cup V													
1	2:37.309	57.957	56.109	43.243	103.7	2:37.309							
2	<u>2:09.433</u>	37.474	50.330	41.629	130.0	4:46.742							
3	<u>2:12.633</u>	37.472	51.460	43.701	126.9	6:59.375							
4	2:10.583	36.366	50.654	43.563	128.9	9:09.958							
5	2:06.932	36.564	49.385	40.983	132.6	11:16.890							
6	2:07.249	36.947	49.261	41.041	132.3	13:24.139							
7	2:10.891	36.608	52.505	41.778	128.6	15:35.030							
8	2:06.622	36.402	49.381	40.839	132.9	17:41.652							
9	2:07.134	36.477	49.497	41.160	132.4	19:48.786							
10	2:07.148	36.496	49.431	41.221	132.4	21:55.934							
177 Pietro Bacchi ITA PMA MOTORSPORT Clio Cup V													
1	3:55.443	1:27.229	1:10.487	1:17.727	69.3	3:55.443							
2	2:44.017	48.816	1:04.586	50.615	102.6	6:39.460							
3	<u>2:32.250</u>	46.987	<u>1:02.296</u>	<u>42.967</u>	110.5	9:11.710							
4	<u>2:09.553</u>	36.867	51.362	41.324	129.9	11:21.263							
5	<u>2:09.108</u>	36.700	49.959	<u>42.449</u>	130.4	13:30.371							
6	<u>2:09.232</u>	37.102	49.990	<u>42.140</u>	130.2	15:39.603							
7	<u>2:09.669</u>	37.232	51.424	41.013	129.8	17:49.272							
8	<u>2:08.366</u>	36.929	<u>50.115</u>	41.322	131.1	19:57.638							
9	2:07.567	36.850	49.706	41.011	131.9	22:05.205							
191 Luca Franca ITA MC MOTORTECNICA Clio Cup V													
1	3:55.606	1:57.611	1:04.939	53.056	69.2	3:55.606							
2	2:43.998	48.931	1:04.610	50.457	102.6	6:39.604							
3	2:12.289	40.579	50.567	41.143	127.2	8:51.893							
4	2:06.737	36.221	49.375	41.141	132.8	10:58.630							
5	2:12.480	36.484	52.745	43.251	127.0	13:11.110							
6	2:06.354	36.371	49.190	40.793	133.2	15:17.464							
7	<u>2:13.787</u>	38.538	54.275	<u>40.974</u>	125.8	17:31.251							
8	<u>2:06.464</u>	36.406	<u>49.222</u>	<u>40.836</u>	133.1	19:37.715							
9	<u>2:14.727</u>	36.735	<u>49.217</u>	<u>48.775</u>	124.9	21:52.442							
211 Nikola Miljkovic SRB TEMPO RACING TEAM Clio Cup V													
1	2:41.855	1:04.745	54.381	42.729	100.8	2:41.855							
2	2:10.435	37.184	51.695	41.556	129.0	4:52.290							
3	2:11.113	36.610	50.130	44.373	128.4	7:03.403							
4	2:16.072	36.191	50.213	49.668	123.7	9:19.475							
5	2:25.872	47.669	54.001	44.202	115.4	11:45.347							
6	2:07.275	36.320	49.862	41.093	132.2	13:52.622							
7	2:08.687	37.577	49.874	41.236	130.8	16:01.309							
8	<u>2:07.005</u>	36.373	49.477	<u>41.155</u>	132.5	18:08.314							
9	<u>2:08.928</u>	<u>37.687</u>	50.078	41.163	130.5	20:17.242							
333 Ilaria Brugnotti ITA PRESS LEAGUE by OREGON TEAM Clio Cup V													
1	4:40.570	2:12.165	1:19.367	1:09.038	58.1	4:40.570							
2	3:15.679	57.800	1:13.296	1:04.583	86.0	7:56.249							
3	3:11.738	52.107	1:14.327	1:05.304	87.8	11:07.987							
4	3:17.945	1:02.130	1:15.310	1:00.505	85.0	14:25.932							
5	3:05.777	52.152	1:10.811	1:02.814	90.6	17:31.709							



CLIO CUP SERIES

RACING WEEKEND BARCELONA

Entrenamiento Cronometrado 1

Sector Analysis

— Invalidated Lap
 ■ Personal Best
 ■ Session Best
 B Crossing the pit lane

Lap	Time	Sector 1	Sector 2	Sector 3	Kph	Elapsed	Lap	Time	Sector 1	Sector 2	Sector 3	Kph	Elapsed
6	3:19.382	1:04.784	1:13.453	1:01.145	84.4	20:51.091							