

CLIO CUP SERIES

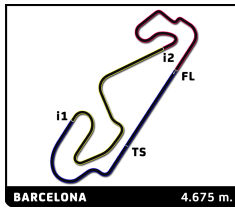
RACING WEEKEND BARCELONA

Carrera 1

Sector Analysis

— Invalidated Lap
 ■ Personal Best
 ■ Session Best
 ■ B Crossing the pit lane

Lap	Time	Sector 1	Sector 2	Sector 3	Kph	Elapsed	Lap	Time	Sector 1	Sector 2	Sector 3	Kph	Elapsed	
1	Nicolas Milan FRA							3	18:11.770B	1:14.922	...	59.651	15.4	24:15.435
	MILAN COMPETITION Clio Cup V							4	2:07.286	37.132	49.356	40.798	132.2	26:22.721
	1	2:20.979	42.828	49.757	48.394	115.7	5	2:06.698	36.444	49.479	40.775	132.8	28:29.419	
	2	3:40.929	1:02.866	1:32.557	1:05.506	76.2	6	2:07.083	36.678	49.411	40.994	132.4	30:36.502	
	3	18:12.818B	1:14.868	1:24.933	...	15.4	7	2:07.666	36.987	49.575	41.104	131.8	32:44.168	
	4	2:07.427	37.150	49.427	40.850	132.1	8	2:07.063	36.673	49.381	41.009	132.5	34:51.231	
	5	2:06.713	36.553	49.418	40.742	132.8	9	2:06.780	36.536	49.301	40.943	132.7	36:58.011	
	6	2:07.322	36.409	49.790	41.123	132.2	10	2:07.488	36.574	49.783	41.131	132.0	39:05.499	
	7	2:07.451	37.030	49.525	40.896	132.1								
	8	2:06.924	36.600	49.292	41.032	132.6								
	9	2:07.038	36.531	49.540	40.967	132.5								
	10	2:08.216	36.484	50.489	41.243	131.3								
2	Marc Guillot FRA							8	Joaquin Rodrigo ESP					
	MILAN COMPETITION Clio Cup V							VEARSA SPORT Clio Cup V						
	1	2:18.661	41.647	49.169	47.845	117.6	1	2:55.832	1:09.620	52.647	53.565	92.8	2:55.832	
	2	3:40.554	1:02.997	1:32.361	1:05.196	76.3	2	3:42.606	1:14.679	1:19.200	1:08.727	75.6	6:38.438	
	3	18:14.438B	1:14.940	1:24.998	...	15.4	3	17:57.055B	1:30.746	...	48.419	15.6	24:35.493	
	4	2:07.291	36.983	49.381	40.927	132.2	4	2:11.049	37.561	51.204	42.284	128.4	26:46.542	
	5	2:07.447	37.271	49.373	40.803	132.1	5	2:11.575	38.370	50.909	42.296	127.9	28:58.117	
	6	2:07.129	36.641	49.546	40.942	132.4	6	2:11.053	37.699	50.780	42.574	128.4	31:09.170	
	7	2:07.066	36.949	49.212	40.905	132.5	7	2:10.843	37.651	51.114	42.078	128.6	33:20.013	
	8	2:07.640	37.073	49.488	41.079	131.9	8	2:10.832	37.654	50.820	42.358	128.6	35:30.845	
	9	2:06.961	36.639	49.205	41.117	132.6	9	2:10.713	37.467	50.696	42.550	128.8	37:41.558	
	10	2:07.663	36.580	50.142	40.941	131.8	10	2:10.362	37.605	50.698	42.059	129.1	39:51.920	
3	Alex Royo ESP							12	Gabriele Torelli ITA					
	TEAM VRT Clio Cup V							FARO RACING Clio Cup V						
	1	2:27.149	44.232	50.229	52.688	110.9	1	2:20.532	42.396	49.580	48.556	116.1	2:20.532	
	2	3:40.094	1:02.005	1:31.656	1:06.433	76.5	2	3:40.492	1:02.790	1:32.465	1:05.237	76.3	6:01.024	
	3	18:09.854B	1:15.700	...	58.234	15.4	3	18:13.634	1:14.799	1:25.338	...	15.4	24:14.658	
	4	2:08.762	37.349	49.840	41.573	130.7	4	2:07.851	37.546	49.444	40.861	131.6	26:22.509	
	5	2:07.817	36.862	49.616	41.339	131.7	5	2:07.593	36.871	49.734	40.988	131.9	28:30.102	
	6	2:09.536	36.680	49.640	43.216	129.9	6	2:06.988	36.604	49.366	41.018	132.5	30:37.090	
	7	2:08.507	37.618	49.608	41.281	131.0	7	2:07.393	36.683	49.663	41.047	132.1	32:44.483	
	8	2:07.353	36.632	49.573	41.148	132.2	8	2:07.640	36.891	49.686	41.063	131.9	34:52.123	
	9	2:10.947	36.629	50.728	43.590	128.5	9	2:07.054	36.691	49.378	40.985	132.5	36:59.177	
	10	2:07.990	36.803	49.486	41.701	131.5	10	2:07.661	36.949	49.623	41.089	131.8	39:06.838	
4	Julien Baziret FRA							15	David Pouget FRA					
	VICTEAM Clio Cup V							GPA RACING Clio Cup V						
	1	2:30.374	45.819	51.352	53.203	108.5	1	2:19.384	41.380	49.384	48.620	117.0	2:19.384	
	2	3:41.215	1:04.221	1:28.781	1:08.213	76.1	2	3:40.454	1:03.017	1:32.515	1:04.922	76.3	5:59.838	
	3	18:06.721B	1:16.172	...	56.158	15.5	3	18:14.378B	1:15.083	1:25.347	...	15.4	24:14.216	
	4	2:10.202	37.364	50.824	42.014	129.3	4	2:07.020	36.765	49.355	40.900	132.5	26:21.236	
	5	2:09.250	37.163	50.101	41.986	130.2	5	2:06.825	36.727	49.207	40.891	132.7	28:28.061	
	6	2:09.078	36.638	49.818	42.622	130.4	6	2:07.816	36.784	49.912	41.120	131.7	30:35.877	
	7	2:08.185	36.486	49.958	41.741	131.3	7	2:06.984	36.943	49.226	40.815	132.5	32:42.861	
	8	2:07.570	36.535	49.767	41.268	131.9	8	2:06.944	36.628	49.405	40.911	132.6	34:49.805	
	9	2:08.331	36.559	49.773	41.999	131.1	9	2:06.967	36.701	49.215	41.051	132.6	36:56.772	
	10	2:09.217	37.111	50.668	41.438	130.2	10	2:07.019	36.652	49.370	40.997	132.5	39:03.791	
5	Anthony Jurado FRA							17	Daniele Pasquali ITA					
	MILAN COMPETITION Clio Cup V							TUDER MOTORSPORT Clio Cup V						
	1	2:23.491	43.222	50.094	50.175	113.7	1	2:53.559	54.868	53.700	1:04.991	94.0	2:53.559	
	2	3:40.174	1:01.856	1:32.362	1:05.956	76.4	2	3:41.453	1:14.057	1:20.318	1:07.078	76.0	6:35.012	
							3	17:58.951B	1:30.359	...	48.790	15.6	24:33.963	
							4	2:13.390	38.137	52.012	43.241	126.2	26:47.353	
							5	2:11.856	38.203	51.104	42.549	127.6	28:59.209	
							6	2:10.786	37.694	50.765	42.327	128.7	31:09.995	
							7	2:11.045	37.902	51.011	42.132	128.4	33:21.040	



CLIO CUP SERIES

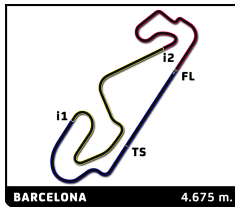
RACING WEEKEND BARCELONA

Carrera 1

Sector Analysis

— Invalidated Lap ■ Personal Best ■ Session Best B Crossing the pit lane

Lap	Time	Sector 1	Sector 2	Sector 3	Kph	Elapsed	Lap	Time	Sector 1	Sector 2	Sector 3	Kph	Elapsed		
8	2:10.586	37.786	50.720	42.080	128.9	35:31.626	29 Alexandre Finkelstein GPA RACING	1	2:32.916	44.347	54.049	54.520	106.7	2:32.916	
9	2:10.514	37.541	50.714	42.259	129.0	37:42.140		2	3:41.349	1:04.896	1:28.125	1:08.328	76.0	6:14.265	
10	2:10.686	37.686	50.683	42.317	128.8	39:52.826		3	18:05.239B	1:17.140	...	54.598	15.5	24:19.504	
18 Cédric Delcroix GPA RACING	1	2:41.681	48.086	53.359	1:00.236	100.9		2:41.681	4	2:10.406	36.965	51.215	42.226	129.1	26:29.910
	2	3:41.488	1:08.916	1:25.708	1:06.864	76.0		6:23.169	5	2:08.354	36.913	49.814	41.627	131.1	28:38.264
	3	18:02.626B	1:23.506	...	52.179	15.5		24:25.795	6	2:08.686	36.574	49.749	42.363	130.8	30:46.950
	4	2:10.010	37.281	50.340	42.389	129.5		26:35.805	7	2:07.765	36.580	49.890	41.295	131.7	32:54.715
	5	2:10.601	37.266	51.001	42.334	128.9		28:46.406	8	2:07.212	36.594	49.413	41.205	132.3	35:01.927
	6	2:08.851	37.392	50.081	41.378	130.6		30:55.257	9	2:08.277	36.458	49.650	42.169	131.2	37:10.204
	7	2:09.174	36.957	50.017	42.200	130.3		33:04.431	10	2:07.936	36.792	49.776	41.368	131.6	39:18.140
8	2:13.124	39.043	51.830	42.251	126.4	35:17.555	31 Jérémy Bordagaray MILAN COMPETITION	1	2:30.780	45.445	51.960	53.375	108.2	2:30.780	
9	2:11.415	37.000	51.061	43.354	128.1	37:28.970		2	3:41.300	1:04.714	1:28.221	1:08.365	76.1	6:12.080	
10	2:10.646	37.763	50.932	41.951	128.8	39:39.616		3	18:06.470B	1:16.364	...	56.038	15.5	24:18.550	
21 Stephan Polderman NLD	1	2:40.761	48.216	53.467	59.078	101.5		2:40.761	4	2:11.163	37.225	51.454	42.484	128.3	26:29.713
	2	3:42.009	1:08.968	1:25.677	1:07.364	75.8		6:22.770	5	2:08.265	36.811	49.704	41.750	131.2	28:37.978
	3	18:02.268B	1:22.434	...	52.007	15.6		24:25.038	6	2:07.715	36.667	49.787	41.261	131.8	30:45.693
	4	2:10.393	37.253	50.695	42.445	129.1		26:35.431	7	2:07.593	36.437	50.208	40.948	131.9	32:53.286
	5	2:10.369	37.100	50.481	42.788	129.1		28:45.800	8	2:07.191	36.477	49.444	41.270	132.3	35:00.477
	6	2:08.606	36.869	50.218	41.519	130.9		30:54.406	9	2:10.099	36.498	49.929	43.672	129.4	37:10.576
	7	2:09.449	36.699	50.362	42.388	130.0		33:03.855	10	2:08.938	37.263	50.147	41.528	130.5	39:19.514
	8	2:08.027	36.575	49.886	41.566	131.5	35:11.882	33 Michel Faye GM SPORT	1	2:48.864	50.690	53.023	1:05.151	96.6	2:48.864
	9	2:08.083	36.687	49.626	41.770	131.4	37:19.965		2	3:41.204	1:11.370	1:22.508	1:07.326	76.1	6:30.068
	10	2:10.078	37.115	50.829	42.134	129.4	39:30.043		3	18:00.224B	1:28.843	...	49.114	15.6	24:30.292
22 Lydia Sempere TEAM VRT	1	2:49.610	52.551	51.356	1:05.703	96.2	2:49.610		4	2:09.706	37.276	50.403	42.027	129.8	26:39.998
	2	3:41.152	1:11.563	1:22.906	1:06.683	76.1	6:30.762		5	2:09.632	36.920	50.730	41.982	129.8	28:49.630
	3	17:59.920B	1:29.050	...	48.960	15.6	24:30.682		6	2:09.085	37.049	50.347	41.689	130.4	30:58.715
	4	2:09.723	37.305	50.301	42.117	129.7	26:40.405		7	2:09.250	36.916	50.558	41.776	130.2	33:07.965
	5	2:24.725	51.917	50.685	42.123	116.3	29:05.130		8	2:10.357	37.065	50.694	42.598	129.1	35:18.322
	6	2:10.903	37.613	50.915	42.375	128.6	31:16.033		9	2:11.228	36.973	50.629	43.626	128.3	37:29.550
	7	2:10.643	37.584	50.884	42.175	128.8	33:26.676		10	2:11.553	37.706	51.483	42.364	127.9	39:41.103
	8	2:10.858	37.419	51.053	42.386	128.6	35:37.534	43 Damiano Puccetti PMA MOTORSPORT	1	2:45.840	48.476	54.680	1:02.684	98.4	2:45.840
	9	2:09.607	37.186	50.384	42.037	129.9	37:47.141		2	3:41.513	1:11.499	1:22.887	1:07.127	76.0	6:27.353
	10	2:09.764	37.242	50.544	41.978	129.7	39:56.905		3	18:00.767	1:28.357	...	50.434	15.6	24:28.120
23 Jordi Palomerás TEAM VRT	1	2:26.360	43.384	50.904	52.072	111.5	2:26.360		4	2:08.955	36.835	50.083	42.037	130.5	26:37.075
	2	3:39.952	1:01.862	1:31.933	1:06.157	76.5	6:06.312		5	2:09.653	36.531	50.663	42.459	129.8	28:46.728
	3	18:10.224B	1:15.018	...	58.386	15.4	24:16.536		6	2:08.987	36.876	50.611	41.500	130.5	30:55.715
	4	2:08.578	37.445	49.641	41.492	130.9	26:25.114		7	2:09.004	36.732	50.188	42.084	130.5	33:04.719
	5	2:07.322	36.660	49.461	41.201	132.2	28:32.436		8	2:11.191	38.133	51.010	42.048	128.3	35:15.910
	6	2:07.743	36.709	49.476	41.558	131.7	30:40.179		9	2:11.601	37.304	51.727	42.570	127.9	37:27.511
	7	2:09.331	36.786	50.737	41.808	130.1	32:49.510		10	2:08.711	37.389	50.011	41.311	130.8	39:36.222
	8	2:07.983	36.589	49.484	41.910	131.5	34:57.493	44 Felice Jelmini PMA MOTORSPORT	1	2:51.779	44.251	1:01.449	1:06.079	95.0	2:51.779
	9	2:08.099	36.883	49.821	41.395	131.4	37:05.592		2	3:41.585	1:12.495	1:22.026	1:07.064	76.0	6:33.364
	10	2:08.569	36.928	49.978	41.663	130.9	39:14.161								



CLIO CUP SERIES

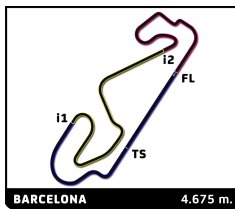
RACING WEEKEND BARCELONA

Carrera 1

Sector Analysis

— Invalidated Lap ■ Personal Best ■ Session Best B Crossing the pit lane

Lap	Time	Sector 1	Sector 2	Sector 3	Kph	Elapsed	Lap	Time	Sector 1	Sector 2	Sector 3	Kph	Elapsed
47 Alex Lahoz ESP COTAUTO MOTORSPORT Clio Cup V													
1	2:24.525	43.556	50.428	50.541	112.9	2:24.525							
2	3:40.738	1:02.725	1:32.263	1:05.750	76.2	6:05.263							
3	18:10.978B	1:15.099	...	58.836	15.4	24:16.241							
4	2:08.422	37.123	49.835	41.464	131.1	26:24.663							
5	2:07.319	36.540	49.342	41.437	132.2	28:31.982							
6	2:07.521	36.365	49.574	41.582	132.0	30:39.503							
50 Juuso Panttila FIN Clio Cup V													
1	2:31.873	46.164	52.116	53.593	107.4	2:31.873							
2	3:41.595	1:05.118	1:27.968	1:08.509	75.9	6:13.468							
3	18:05.636B	1:16.527	...	55.276	15.5	24:19.104							
4	2:11.243	37.131	50.716	43.396	128.2	26:30.347							
5	2:08.798	37.619	49.786	41.393	130.7	28:39.145							
6	2:08.032	36.575	49.859	41.598	131.5	30:47.177							
7	2:08.152	36.684	49.927	41.541	131.3	32:55.329							
8	2:07.714	36.546	49.901	41.267	131.8	35:03.043							
9	2:08.099	36.625	49.834	41.640	131.4	37:11.142							
10	2:08.663	37.099	50.112	41.452	130.8	39:19.805							
55 René Steenmetz NLD Clio Cup V													
1	2:33.458	46.373	52.392	54.693	106.3	2:33.458							
2	3:41.563	1:05.107	1:27.840	1:08.616	76.0	6:15.021							
3	18:04.963B	1:16.981	...	54.758	15.5	24:19.984							
4	2:10.798	37.932	50.357	42.509	128.7	26:30.782							
5	2:15.371	37.723	55.398	42.250	124.3	28:46.153							
6	2:08.919	37.172	50.138	41.609	130.5	30:55.072							
7	2:09.354	36.914	49.889	42.551	130.1	33:04.426							
8	2:10.773	38.083	50.570	42.120	128.7	35:15.199							
9	2:15.563	37.881	54.148	43.534	124.1	37:30.762							
10	2:10.929	37.652	50.745	42.532	128.5	39:41.691							
60 Luciano Gioia ITA ESSECORSE Clio Cup V													
1	2:37.922	47.632	53.272	57.018	103.3	2:37.922							
2	3:42.519	1:08.712	1:26.341	1:07.466	75.6	6:20.441							
3	18:03.014B	1:20.348	...	52.576	15.5	24:23.455							
4	2:11.595	37.469	51.775	42.351	127.9	26:35.050							
5	2:09.157	37.154	50.306	41.697	130.3	28:44.207							
6	2:09.531	36.842	50.918	41.771	129.9	30:53.738							
7	2:09.832	36.868	50.417	42.547	129.6	33:03.570							
8	2:09.296	37.195	50.301	41.800	130.2	35:12.866							
9	2:09.863	37.507	50.359	41.997	129.6	37:22.729							
10	2:09.571	37.040	50.323	42.208	129.9	39:32.300							
62 Gabriel Alonso ARG GPA RACING Clio Cup V													
1	2:54.248	56.047	55.521	1:02.680	93.6	2:54.248							
2	3:42.078	1:15.687	1:18.867	1:07.524	75.8	6:36.326							
3	17:59.004B	1:30.976	...	49.068	15.6	24:35.330							
4	2:15.046	39.325	52.510	43.211	124.6	26:50.376							
5	2:14.524	38.950	52.500	43.074	125.1	29:04.900							
6	2:13.231	38.603	52.014	42.614	126.3	31:18.131							
7	2:13.519	38.727	52.136	42.656	126.0	33:31.650							
8	2:13.613	38.602	52.162	42.849	126.0	35:45.263							
9	2:13.336	38.623	52.028	42.685	126.2	37:58.599							
10	2:12.670	38.353	51.740	42.577	126.9	40:11.269							
65 Fabien Julia FRA LR PERFORMANCE Clio Cup V													
1	2:45.034	45.816	57.073	1:02.145	98.8	2:45.034							
2	3:41.546	1:11.667	1:22.824	1:07.055	76.0	6:26.580							
3	18:00.656B	1:28.224	...	50.889	15.6	24:27.236							
4	2:10.386	37.417	50.227	42.742	129.1	26:37.622							
5	2:09.726	36.817	50.483	42.426	129.7	28:47.348							
6	2:09.457	37.158	50.518	41.781	130.0	30:56.805							
7	2:09.042	37.246	49.877	41.919	130.4	33:05.847							
8	2:10.353	37.366	50.894	42.093	129.1	35:16.200							
9	2:11.561	37.332	51.557	42.672	127.9	37:27.761							
10	2:11.627	37.296	50.953	43.378	127.9	39:39.388							
69 Quinto Stefana ITA MILAN COMPETITION Clio Cup V													
1	2:50.953	53.305	51.698	1:05.950	95.4	2:50.953							
2	3:41.244	1:12.354	1:22.435	1:06.455	76.1	6:32.197							
3	17:59.574B	1:29.269	...	48.929	15.6	24:31.771							
4	2:10.603	37.193	50.088	43.322	128.9	26:42.374							
5	2:08.352	36.799	50.078	41.475	131.1	28:50.726							
6	2:08.376	36.565	50.021	41.790	131.1	30:59.102							
7	2:08.441	36.665	50.203	41.573	131.0	33:07.543							
8	2:09.407	36.722	51.036	41.649	130.1	35:16.950							
9	2:11.548	36.991	51.352	43.205	127.9	37:28.498							
10	2:10.271	36.767	50.878	42.626	129.2	39:38.769							
73 Sandro Cutini ITA PMA MOTORSPORT Clio Cup V													
1	2:50.360	52.687	51.867	1:05.806	95.8	2:50.360							
2	3:41.171	1:12.346	1:22.334	1:06.491	76.1	6:31.531							
3	17:59.787	1:29.272	...	48.997	15.6	24:31.318							
4	2:10.605	37.365	50.132	43.108	128.9	26:41.923							
5	2:09.601	37.056	50.639	41.906	129.9	28:51.524							
6	2:09.141	36.765	50.429	41.947	130.3	31:00.665							
7	2:08.724	36.902	50.083	41.739	130.7	33:09.389							
8	2:09.314	36.956	50.128	42.230	130.1	35:18.703							
9	2:11.201	36.907	50.743	43.551	128.3	37:29.904							
10	2:10.753	37.666	51.029	42.058	128.7	39:40.657							
79 Javier Cicuendez ESP TEAM VRT Clio Cup V													
1	2:36.876	47.327	52.649	56.900	104.0	2:36.876							
2	3:42.858	1:07.299	1:27.575	1:07.984	75.5	6:19.734							



CLIO CUP SERIES

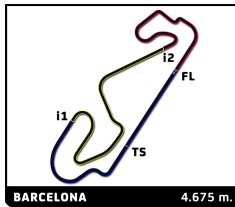
RACING WEEKEND BARCELONA

Carrera 1

Sector Analysis

— Invalidated Lap ■ Personal Best ■ Session Best B Crossing the pit lane

Lap	Time	Sector 1	Sector 2	Sector 3	Kph	Elapsed	Lap	Time	Sector 1	Sector 2	Sector 3	Kph	Elapsed
3	18:02.749B	1:19.916	...	52.906	15.5	24:22.483	8	2:08.476	37.124	49.652	41.700	131.0	40:43.912
4	2:09.215	37.571	49.943	41.701	130.2	26:31.698	96 Emre Can Ünal TUR						
5	2:11.193	37.338	51.421	42.434	128.3	28:42.891	TEAM VRT Clio Cup V						
6	2:09.875	37.656	50.410	41.809	129.6	30:52.766	1	2:52.676	55.149	52.898	1:04.629	94.5	2:52.676
7	2:09.799	37.092	50.899	41.808	129.7	33:02.565	2	3:41.423	1:13.128	1:21.260	1:07.035	76.0	6:34.099
8	2:08.500	36.805	49.971	41.724	131.0	35:11.065	3	17:58.739B	1:29.211	...	48.906	15.6	24:32.838
9	2:08.277	36.842	49.798	41.637	131.2	37:19.342	4	2:09.810	37.244	50.086	42.480	129.7	26:42.648
10	2:08.322	37.136	49.620	41.566	131.2	39:27.664	5	2:09.636	37.219	50.371	42.046	129.8	28:52.284
82 Jacopo Giuseppe Cimenes ITA							99 Guillaume Maio FRA						
ESSECORSE Clio Cup V							GM SPORT Clio Cup V						
1	2:44.108	47.882	54.500	1:01.726	99.4	2:44.108	1	2:34.133	46.966	52.001	55.166	105.8	2:34.133
2	3:41.470	1:08.178	1:25.572	1:07.720	76.0	6:25.578	2	3:41.775	1:05.191	1:28.078	1:08.506	75.9	6:15.908
3	18:01.016B	1:24.031	...	50.845	15.6	24:26.594	3	18:04.309B	1:17.157	...	54.154	15.5	24:20.217
4	2:09.625	36.919	50.524	42.182	129.8	26:36.219	4	2:10.100	37.235	50.578	42.287	129.4	26:30.317
5	2:08.508	36.859	50.013	41.636	131.0	28:44.727	5	2:08.516	37.119	50.110	41.287	131.0	28:38.833
6	2:08.366	36.605	50.327	41.434	131.1	30:53.093	6	2:08.625	36.525	50.033	42.067	130.8	30:47.458
7	2:08.864	36.977	50.202	41.685	130.6	33:01.957	7	2:08.335	36.767	50.113	41.455	131.1	32:55.793
8	2:07.818	36.731	49.752	41.335	131.7	35:09.775	8	2:07.838	36.511	49.921	41.406	131.7	35:03.631
9	2:07.632	36.645	49.666	41.321	131.9	37:17.407	9	2:07.866	36.674	49.651	41.541	131.6	37:11.497
10	2:07.923	36.753	49.692	41.478	131.6	39:25.330	10	2:09.038	36.973	50.539	41.526	130.4	39:20.535
84 Michele Locatelli ITA							101 Tomas Pekar CZE						
FARO RACING Clio Cup V							CARPEK SERVICE Clio Cup V						
1	2:48.015	50.500	53.104	1:04.411	97.1	2:48.015	1	2:27.842	44.641	50.065	53.136	110.3	2:27.842
2	3:41.078	1:11.542	1:22.372	1:07.164	76.1	6:29.093	2	3:40.573	1:03.272	1:30.203	1:07.098	76.3	6:08.415
3	18:00.487	1:29.037	...	48.978	15.6	24:29.580	3	18:09.264B	1:16.296	...	58.138	15.5	24:17.679
4	2:09.329	37.256	50.069	42.004	130.1	26:38.909	4	2:08.462	36.942	49.847	41.673	131.0	26:26.141
5	2:09.218	37.123	50.005	42.090	130.2	28:48.127	5	2:07.997	36.730	49.669	41.598	131.5	28:34.138
6	2:09.998	37.505	50.291	42.202	129.5	30:58.125	6	2:09.368	37.069	49.325	42.974	130.1	30:43.506
7	2:08.623	36.931	49.929	41.763	130.8	33:06.748	7	2:07.340	36.889	49.456	40.995	132.2	32:50.846
8	2:11.341	37.187	51.541	42.613	128.1	35:18.089	8	2:06.820	36.448	49.260	41.112	132.7	34:57.666
9	2:11.396	36.730	51.062	43.604	128.1	37:29.485	9	2:06.755	36.491	49.285	40.979	132.8	37:04.421
10	2:13.240	37.458	53.902	41.880	126.3	39:42.725	10	2:06.974	36.250	49.496	41.228	132.5	39:11.395
88 Horn FRA							107 Cristian Ricciarini ITA						
GPA RACING Clio Cup V							ESSECORSE Clio Cup V						
1	2:42.946	47.031	55.206	1:00.709	100.1	2:42.946	1	2:35.741	46.637	52.736	56.368	104.7	2:35.741
2	3:41.271	1:08.448	1:25.196	1:07.627	76.1	6:24.217	2	3:43.383	1:07.134	1:27.833	1:08.416	75.3	6:19.124
3	18:01.843B	1:23.693	...	51.984	15.6	24:26.060	3	18:02.733B	1:19.643	...	53.331	15.5	24:21.857
4	2:10.544	37.220	50.660	42.664	128.9	26:36.604	4	2:09.201	37.229	49.826	42.146	130.3	26:31.058
5	2:10.534	36.921	51.195	42.418	128.9	28:47.138	5	2:11.298	37.541	51.842	41.915	128.2	28:42.356
6	2:09.084	37.155	50.294	41.635	130.4	30:56.222	6	2:09.277	37.710	50.074	41.493	130.2	30:51.633
7	2:09.272	36.770	50.451	42.051	130.2	33:05.494	7	2:10.033	37.268	50.992	41.773	129.4	33:01.666
8	2:10.022	37.497	50.645	41.880	129.4	35:15.516	8	2:08.841	37.319	50.024	41.498	130.6	35:10.507
9	2:13.577	37.768	51.781	44.028	126.0	37:29.093	9	2:08.640	36.841	50.052	41.747	130.8	37:19.147
10	2:10.119	37.099	50.308	42.712	129.3	39:39.212	10	2:09.841	37.555	50.481	41.805	129.6	39:28.988
93 Nico Abella ESP							111 Mathieu Lannepoudenx FRA						
Clio Cup V							MILAN COMPETITION Clio Cup V						
1	2:56.275B	44.573	1:08.176	1:03.526	92.5	2:56.275	1	2:39.294	45.412	55.870	58.012	102.4	2:39.294
2	4:15.416B	1:51.723	1:17.414	1:06.279	65.9	7:11.691							
3	22:47.256	...	53.321	42.715	12.3	29:58.947							
4	2:10.611	38.149	50.783	41.679	128.9	32:09.558							
5	2:09.184	37.620	49.952	41.612	130.3	34:18.742							
6	2:08.373	37.265	49.647	41.461	131.1	36:27.115							
7	2:08.321	37.063	49.783	41.475	131.2	38:35.436							



CLIO CUP SERIES

RACING WEEKEND BARCELONA

Carrera 1

Sector Analysis

— Invalidated Lap ■ Personal Best ■ Session Best B Crossing the pit lane

Lap	Time	Sector 1	Sector 2	Sector 3	Kph	Elapsed	Lap	Time	Sector 1	Sector 2	Sector 3	Kph	Elapsed
2	3:42.680	1:09.258	1:25.709	1:07.713	75.6	6:21.974	7	2:08.793	36.891	49.899	42.003	130.7	33:06.313
3	18:02.261 B	1:21.301	...	51.951	15.6	24:24.235	8	2:10.242	37.291	50.636	42.315	129.2	35:16.555
4	2:09.915	37.249	50.687	41.979	129.5	26:34.150	9	2:10.379	37.155	51.151	42.073	129.1	37:26.934
5	2:08.975	36.871	50.425	41.679	130.5	28:43.125	10	2:08.987	37.108	50.115	41.764	130.5	39:35.921
6	2:08.906	37.116	50.311	41.479	130.6	30:52.031	162 Alejandro Schimpf ESP						
7	2:09.145	37.139	50.442	41.564	130.3	33:01.176	COTAUTO MOTORSPORT Clio Cup V						
8	2:07.772	36.953	49.725	41.094	131.7	35:08.948	1	2:21.793	42.973	49.913	48.907	115.0	2:21.793
9	2:07.552	36.721	49.551	41.280	131.9	37:16.500	2	3:40.750	1:02.791	1:32.511	1:05.448	76.2	6:02.543
10	2:07.768	36.704	49.722	41.342	131.7	39:24.268	3	18:12.616 B	1:14.926	1:25.089	...	15.4	24:15.159
113 Adrian Schimpf ESP							4	2:08.912	37.400	50.117	41.395	130.6	26:24.071
COTAUTO MOTORSPORT Clio Cup V							5	2:07.134	36.459	49.496	41.179	132.4	28:31.205
1	2:29.296	44.825	52.214	52.257	109.3	2:29.296	6	2:07.066	36.564	49.706	40.796	132.5	30:38.271
2	3:41.355	1:04.618	1:29.021	1:07.716	76.0	6:10.651	7	2:07.136	36.693	49.425	41.018	132.4	32:45.407
3	18:07.410 B	1:16.023	...	56.230	15.5	24:18.061	8	2:07.262	36.643	49.599	41.020	132.2	34:52.669
4	2:08.329	37.365	49.639	41.325	131.1	26:26.390	9	2:07.379	36.632	49.496	41.251	132.1	37:00.048
5	2:07.795	36.695	49.822	41.278	131.7	28:34.185	10	2:07.348	36.717	49.384	41.247	132.2	39:07.396
6	2:07.437	36.764	49.268	41.405	132.1	30:41.622	177 Pietro Bacchi ITA						
7	2:08.063	36.652	49.525	41.886	131.4	32:49.685	PMA MOTORSPORT Clio Cup V						
8	2:07.419	36.659	49.496	41.264	132.1	34:57.104	1	2:35.275	46.443	53.061	55.771	105.1	2:35.275
9	2:06.842	36.646	49.269	40.927	132.7	37:03.946	2	3:42.832	1:05.712	1:27.922	1:09.198	75.5	6:18.107
10	2:06.848	36.520	49.314	41.014	132.7	39:10.794	3	18:02.882	1:17.400	...	53.963	15.5	24:20.989
116 Giacomo Trebbi ITA							4	2:09.927	37.138	50.255	42.534	129.5	26:30.916
MC MOTORTECNICA Clio Cup V							5	2:11.118	37.956	51.323	41.839	128.4	28:42.034
1	2:31.320	45.793	52.031	53.496	107.8	2:31.320	6	2:08.693	37.837	49.815	41.041	130.8	30:50.727
2	3:41.535	1:04.710	1:28.247	1:08.578	76.0	6:12.855	7	2:08.193	37.311	49.817	41.065	131.3	32:58.920
3	18:05.910 B	1:16.410	...	55.600	15.5	24:18.765	8	2:07.993	37.215	49.705	41.073	131.5	35:06.913
4	2:09.989	37.215	50.599	42.175	129.5	26:28.754	9	2:08.260	37.200	49.798	41.262	131.2	37:15.173
5	2:07.750	36.676	49.739	41.335	131.7	28:36.504	10	2:08.038	37.089	49.716	41.233	131.4	39:23.211
6	2:07.602	36.712	49.846	41.044	131.9	30:44.106	191 Luca Franca ITA						
7	2:09.745	36.896	51.785	41.064	129.7	32:53.851	MC MOTORTECNICA Clio Cup V						
8	2:07.614	36.537	49.780	41.297	131.9	35:01.465	1	2:23.782	42.902	50.661	50.219	113.5	2:23.782
9	2:08.918	36.778	50.211	41.929	130.5	37:10.383	2	3:40.445	1:02.074	1:32.482	1:05.889	76.3	6:04.227
10	2:08.804	37.270	49.991	41.543	130.7	39:19.187	3	18:11.724 B	1:14.944	...	59.564	15.4	24:15.951
125 Jerzy Spinkiewicz POL							4	2:07.824	37.085	49.769	40.970	131.7	26:23.775
UNIQ RACING Clio Cup V							5	2:07.713	36.565	49.885	41.263	131.8	28:31.488
1	2:34.707	47.406	51.890	55.411	105.4	2:34.707	6	2:08.250	36.466	49.674	42.110	131.2	30:39.738
2	3:42.042	1:05.366	1:27.917	1:08.759	75.8	6:16.749	7	2:08.750	36.716	50.911	41.123	130.7	32:48.488
3	18:03.654 B	1:17.993	...	53.763	15.5	24:20.403	8	2:07.088	36.679	49.428	40.981	132.4	34:55.576
4	2:09.417	36.748	50.261	42.408	130.0	26:29.820	9	2:07.363	36.763	49.530	41.070	132.1	37:02.939
5	2:07.452	36.493	49.540	41.419	132.0	28:37.272	10	2:07.597	36.746	49.683	41.168	131.9	39:10.536
6	2:07.691	36.502	49.796	41.393	131.8	30:44.963	211 Nikola Miljkovic SRB						
7	2:08.051	36.495	50.244	41.312	131.4	32:53.014	TEMPO RACING TEAM Clio Cup V						
8	2:07.205	36.564	49.278	41.363	132.3	35:00.219	1	2:28.649	44.843	50.287	53.519	109.7	2:28.649
9	2:09.677	36.498	49.918	43.261	129.8	37:09.896	2	3:40.883	1:04.115	1:28.932	1:07.836	76.2	6:09.532
10	2:07.681	36.587	49.546	41.548	131.8	39:17.577	3	18:08.348 B	1:16.231	...	57.819	15.5	24:17.880
155 Gianalberto Coldani ITA							4	2:09.545	37.873	50.514	41.158	129.9	26:27.425
MC MOTORTECNICA Clio Cup V							5	2:07.136	36.494	49.357	41.285	132.4	28:34.561
1	2:46.792	48.444	54.893	1:03.455	97.8	2:46.792	6	2:08.638	36.817	49.597	42.224	130.8	30:43.199
2	3:41.205	1:11.331	1:22.752	1:07.122	76.1	6:27.997	7	2:08.813	37.703	49.744	41.366	130.7	32:52.012
3	18:00.771 B	1:28.741	...	50.093	15.6	24:28.768	8	2:07.336	36.743	49.697	40.896	132.2	34:59.348
4	2:09.245	36.982	50.207	42.056	130.2	26:38.013	9	2:09.647	36.578	50.781	42.288	129.8	37:08.995
5	2:09.545	36.813	50.191	42.541	129.9	28:47.558	10	2:07.749	37.023	49.509	41.217	131.7	39:16.744
6	2:09.962	37.166	50.549	42.247	129.5	30:57.520							