

## CLIO CUP SERIES

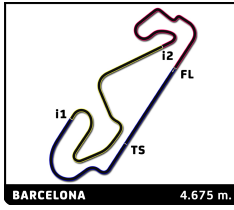
### RACING WEEKEND BARCELONA

#### Carrera 2

#### Sector Analysis

— Invalidated Lap    ■ Personal Best    ■ Session Best    B Crossing the pit lane

Lap	Time	Sector 1	Sector 2	Sector 3	Kph	Elapsed	Lap	Time	Sector 1	Sector 2	Sector 3	Kph	Elapsed	
<b>1</b>	<b>Nicolas Milan</b> FRA							7	2:07.953	36.666	49.808	41.479	131.5	15:10.250
	MILAN COMPETITION Clio Cup V							8	2:07.944	36.590	49.754	41.600	131.5	17:18.194
	1	2:12.400	41.700	49.695	41.005	123.2	9	2:07.889	36.737	49.677	41.475	131.6	19:26.083	
	2	2:07.218	36.593	49.701	40.924	132.3	10	2:16.015	36.602	50.786	48.627	123.7	21:42.098	
	3	2:07.130	36.617	49.459	41.054	132.4	11	3:00.032	1:01.389	1:08.153	50.490	93.5	24:42.130	
	4	2:07.094	36.675	49.534	40.885	132.4	12	2:08.577	36.543	50.276	41.758	130.9	26:50.707	
	5	2:08.040	36.606	50.320	41.114	131.4	13	2:08.406	36.747	50.053	41.606	131.1	28:59.113	
	6	2:07.890	36.912	49.676	41.302	131.6								
	7	2:08.109	37.182	49.860	41.067	131.4								
	8	2:07.608	36.769	49.753	41.086	131.9								
	9	2:07.938	37.119	49.769	41.050	131.5								
	10	2:11.696	36.832	49.697	45.167	127.8								
	11	3:07.784	1:03.780	1:10.349	53.655	89.6								
	12	2:07.707	36.904	49.640	41.163	131.8								
	13	2:08.173	36.988	49.932	41.253	131.3								
<b>2</b>	<b>Marc Guillot</b> FRA							<b>5</b>	<b>Anthony Jurado</b> FRA					
	MILAN COMPETITION Clio Cup V							MILAN COMPETITION Clio Cup V						
	1	2:12.701	42.010	49.613	41.078	122.9	1	2:13.940	43.149	49.884	40.907	121.8	2:13.940	
	2	2:07.373	36.465	49.674	41.234	132.1	2	2:07.143	36.419	49.648	41.076	132.4	4:21.083	
	3	2:07.048	36.477	49.323	41.248	132.5	3	2:06.821	36.494	49.281	41.046	132.7	6:27.904	
	4	2:07.119	36.606	49.407	41.106	132.4	4	2:06.943	36.530	49.404	41.009	132.6	8:34.847	
	5	2:08.649	36.433	50.257	41.959	130.8	5	2:07.635	36.563	49.473	41.599	131.9	10:42.482	
	6	2:08.005	36.450	49.571	41.984	131.5	6	2:08.363	36.638	49.583	42.142	131.1	12:50.845	
	7	2:10.109	38.284	50.083	41.742	129.4	7	2:08.378	37.343	49.798	41.237	131.1	14:59.223	
	8	2:07.485	36.479	49.657	41.349	132.0	8	2:07.815	36.793	49.553	41.469	131.7	17:07.038	
	9	2:08.937	36.926	49.522	42.489	130.5	9	2:07.461	36.822	49.557	41.082	132.0	19:14.499	
	10	2:11.546	36.605	49.460	45.481	127.9	10	2:12.012	36.660	49.453	45.899	127.5	21:26.511	
	11	3:05.630	1:02.648	1:11.220	51.762	90.7	11	3:06.761	1:03.062	1:10.393	53.306	90.1	24:33.272	
	12	2:07.701	36.444	49.819	41.438	131.8	12	2:07.644	36.735	49.712	41.197	131.9	26:40.916	
	13	2:07.864	36.700	49.840	41.324	131.6	13	2:08.419	37.143	49.681	41.595	131.1	28:49.335	
<b>3</b>	<b>Alex Royo</b> ESP							<b>8</b>	<b>Joaquin Rodrigo</b> ESP					
	TEAM VRT Clio Cup V							VEARSA SPORT Clio Cup V						
	1	2:17.498	44.906	50.116	42.476	118.6	1	2:30.814	50.134	57.539	43.141	108.2	2:30.814	
	2	2:10.411	36.663	50.559	43.189	129.1	2	2:17.834	38.230	56.589	43.015	122.1	4:48.648	
	3	2:11.454	36.833	52.674	41.947	128.0	3	2:11.726	37.932	51.268	42.526	127.8	7:00.374	
	4	2:08.356	36.907	49.792	41.657	131.1	4	2:11.485	37.914	50.852	42.719	128.0	9:11.859	
	5	2:09.325	37.002	50.860	41.463	130.1	5	2:10.672	37.811	50.844	42.017	128.8	11:22.531	
	6	2:08.205	36.888	49.791	41.526	131.3	6	2:11.232	38.061	50.920	42.251	128.2	13:33.763	
	7	2:08.288	36.853	49.954	41.481	131.2	7	2:11.751	38.317	51.032	42.402	127.7	15:45.514	
	8	2:09.425	36.840	50.445	42.140	130.0	8	2:11.745	37.878	51.063	42.804	127.7	17:57.259	
	9	2:09.960	37.229	49.843	42.888	129.5	9	2:11.126	37.823	51.181	42.122	128.3	20:08.385	
	10	2:11.882	37.026	50.807	44.049	127.6	10	2:14.937	37.571	51.755	45.611	124.7	22:23.322	
	11	2:59.368	1:01.883	1:07.252	50.233	93.8	11	2:32.116	41.367	1:02.357	48.392	110.6	24:55.438	
	12	2:10.938	37.268	50.263	43.407	128.5	12	2:12.719	37.893	51.004	43.822	126.8	27:08.157	
	13	2:09.677	37.095	50.180	42.402	129.8	13	2:09.902	37.157	50.666	42.079	129.6	29:18.059	
<b>4</b>	<b>Julien Baziret</b> FRA							<b>12</b>	<b>Gabriele Torelli</b> ITA					
	VICTEAM Clio Cup V							FARO RACING Clio Cup V						
	1	2:18.696	45.445	51.144	42.107	117.6	1	2:13.679	42.693	49.982	41.004	122.0	2:13.679	
	2	2:09.881	37.187	49.938	42.756	129.6	2	2:07.831	36.918	49.780	41.133	131.7	4:21.510	
	3	2:09.806	37.338	50.386	42.082	129.7	3	2:07.004	36.371	49.511	41.122	132.5	6:28.514	
	4	2:08.084	36.751	49.652	41.681	131.4	4	2:07.078	36.546	49.490	41.042	132.4	8:35.592	
	5	2:07.829	36.606	49.621	41.602	131.7	5	2:07.857	36.756	49.484	41.617	131.6	10:43.449	
	6	2:08.001	36.517	49.768	41.716	131.5	6	2:07.800	36.696	49.584	41.520	131.7	12:51.249	
							7	2:08.836	37.398	49.955	41.483	130.6	15:00.085	
							8	2:09.812	37.356	51.185	41.271	129.6	17:09.897	
							9	2:07.936	36.825	49.707	41.404	131.6	19:17.833	
							10	2:13.032	37.179	49.726	46.127	126.5	21:30.865	
							11	3:05.478	1:03.760	1:09.802	51.916	90.7	24:36.343	
							12	2:07.919	36.603	49.781	41.535	131.6	26:44.262	
							13	2:10.044	36.677	50.316	43.051	129.4	28:54.306	



## CLIO CUP SERIES

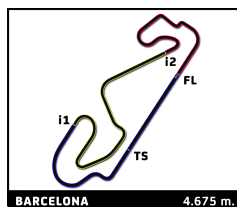
### RACING WEEKEND BARCELONA

#### Carrera 2

#### Sector Analysis

— Invalidated Lap  
 ■ Personal Best  
 ■ Session Best  
 ■ Crossing the pit lane

Lap	Time	Sector 1	Sector 2	Sector 3	Kph	Elapsed	Lap	Time	Sector 1	Sector 2	Sector 3	Kph	Elapsed	
<b>15</b>	<b>David Pouget</b>							FRA						
GPA RACING							Clio Cup V							
1	2:11.921	41.506	49.405	41.010	123.7	2:11.921	7	2:11.654	38.448	50.972	42.234	127.8	15:33.656	
2	2:07.344	36.853	49.372	41.119	132.2	4:19.265	8	2:10.808	37.938	52.119	40.751	128.7	17:44.464	
3	2:07.206	36.753	49.306	41.147	132.3	6:26.471	9	2:12.858	38.052	51.787	43.019	126.7	19:57.322	
4	2:07.114	36.765	49.359	40.990	132.4	8:33.585	10	2:20.918	39.213	54.038	47.667	119.4	22:18.240	
5	2:09.544	36.660	50.567	42.317	129.9	10:43.129	11	2:35.860	43.750	1:01.795	50.315	108.0	24:54.100	
6	2:07.827	36.410	49.673	41.744	131.7	12:50.956	12	2:13.974	38.525	51.162	44.287	125.6	27:08.074	
7	2:08.642	37.368	49.855	41.419	130.8	14:59.598	13	2:12.057	38.092	51.122	42.843	127.4	29:20.131	
8	2:07.677	36.694	49.664	41.319	131.8	17:07.275								
9	2:07.656	36.929	49.536	41.191	131.8	19:14.931								
10	2:12.199	36.463	49.581	46.155	127.3	21:27.130								
11	3:06.791	1:03.108	1:10.560	53.123	90.1	24:33.921								
12	2:07.491	36.610	49.592	41.289	132.0	26:41.412								
13	2:08.189	36.941	49.800	41.448	131.3	28:49.601								
<b>17</b>	<b>Daniele Pasquali</b>							ITA						
TUDER MOTORSPORT							Clio Cup V							
1	2:26.968	49.544	52.476	44.948	111.0	2:26.968								
2	2:13.071	38.299	51.758	43.014	126.5	4:40.039								
3	2:10.330	37.809	50.277	42.244	129.1	6:50.369								
4	2:10.794	38.133	50.611	42.050	128.7	9:01.163								
5	2:11.272	37.691	50.677	42.904	128.2	11:12.435								
6	2:10.801	37.694	51.124	41.983	128.7	13:23.236								
7	2:10.896	37.854	50.898	42.144	128.6	15:34.132								
8	2:10.710	37.258	50.818	42.634	128.8	17:44.842								
9	2:12.505	37.834	52.124	42.547	127.0	19:57.347								
10	2:20.391	38.533	54.198	47.660	119.9	22:17.738								
11	2:35.676	43.741	1:01.497	50.438	108.1	24:53.414								
12	2:10.397	37.519	50.711	42.167	129.1	27:03.811								
13	2:10.714	37.573	50.657	42.484	128.8	29:14.525								
<b>18</b>	<b>Cédric Delcroix</b>							FRA						
GPA RACING							Clio Cup V							
1	2:26.008	49.272	52.069	44.667	111.7	2:26.008								
2	2:11.021	37.618	51.270	42.133	128.5	4:37.029								
3	2:08.389	36.741	49.799	41.849	131.1	6:45.418								
4	2:09.447	37.101	50.098	42.248	130.0	8:54.865								
5	2:09.067	36.886	50.118	42.063	130.4	11:03.932								
6	2:08.686	36.873	50.197	41.616	130.8	13:12.618								
7	2:09.895	36.938	50.593	42.364	129.6	15:22.513								
8	2:09.834	37.643	50.421	41.770	129.6	17:32.347								
9	2:09.309	37.211	50.624	41.474	130.2	19:41.656								
10	2:12.503	36.838	51.879	43.786	127.0	21:54.159								
11	2:53.783	59.033	1:04.654	50.096	96.8	24:47.942								
12	2:09.307	36.966	50.279	42.062	130.2	26:57.249								
13	2:10.504	37.439	50.154	42.911	129.0	29:07.753								
<b>21</b>	<b>Stephan Polderman</b>							NLD						
Clio Cup V							Clio Cup V							
1	2:27.306	50.495	52.912	43.899	110.7	2:27.306								
2	2:12.040	38.095	50.981	42.964	127.5	4:39.346								
3	2:10.071	37.621	50.567	41.883	129.4	6:49.417								
4	2:11.234	37.571	51.569	42.094	128.2	9:00.651								
5	2:10.026	38.080	51.093	40.853	129.4	11:10.677								
6	2:11.325	37.912	51.024	42.389	128.2	13:22.002								
<b>22</b>	<b>Lydia Sempere</b>							ESP						
TEAM VRT							Clio Cup V							
1	2:27.510	51.168	52.475	43.867	110.6	2:27.510								
2	2:12.695	38.233	51.412	43.050	126.8	4:40.205								
3	2:11.005	38.115	50.336	42.554	128.5	6:51.210								
4	2:10.265	37.553	50.454	42.258	129.2	9:01.475								
5	2:12.060	37.733	50.752	43.575	127.4	11:13.535								
6	2:10.243	37.430	50.705	42.108	129.2	13:23.778								
7	2:10.543	37.487	50.868	42.188	128.9	15:34.321								
8	2:12.742	37.764	51.820	43.158	126.8	17:47.063								
9	2:10.618	37.076	50.799	42.743	128.8	19:57.681								
<b>23</b>	<b>Jordi Palomeras</b>							ESP						
TEAM VRT							Clio Cup V							
1	2:16.333	44.686	50.086	41.561	119.7	2:16.333								
2	2:07.757	36.742	49.452	41.563	131.7	4:24.090								
3	2:07.451	36.556	49.495	41.400	132.1	6:31.541								
4	2:07.951	36.787	49.887	41.277	131.5	8:39.492								
5	2:08.888	37.507	50.001	41.380	130.6	10:48.380								
6	2:08.483	37.078	49.936	41.469	131.0	12:56.863								
7	2:07.880	36.754	49.694	41.432	131.6	15:04.743								
8	2:07.709	36.746	49.580	41.383	131.8	17:12.452								
9	2:08.814	37.010	50.234	41.570	130.7	19:21.266								
10	2:13.624	36.964	49.957	46.703	126.0	21:34.890								
11	3:03.165	1:03.162	1:09.202	50.801	91.9	24:38.055								
12	2:13.703	37.050	55.001	41.652	125.9	26:51.758								
13	2:08.248	36.813	49.646	41.789	131.2	29:00.006								
<b>28</b>	<b>Antoine Bordagaray</b>							FRA						
TEAM BORDA RALLY							Clio Cup V							
1	2:28.724	52.118	52.905	43.701	109.7	2:28.724								
2	2:12.221	38.263	50.848	43.110	127.3	4:40.945								
3	2:10.789	37.628	50.958	42.203	128.7	6:51.734								
4	2:10.043	37.174	50.511	42.358	129.4	9:01.777								
5	2:11.185	37.510	50.870	42.805	128.3	11:12.962								
6	2:09.069	37.091	50.259	41.719	130.4	13:22.031								
7	2:09.686	37.234	50.292	42.160	129.8	15:31.717								
8	2:10.197	37.395	50.703	42.099	129.3	17:41.914								
9	2:09.835	37.267	50.468	42.100	129.6	19:51.749								
10	2:14.244	37.418	53.248	43.578	125.4	22:05.993								
11	2:45.808	53.031	1:02.434	50.343	101.5	24:51.801								
12	2:09.425	36.875	50.346	42.204	130.0	27:01.226								
13	2:10.074	37.341	50.443	42.290	129.4	29:11.300								
<b>29</b>	<b>Alexandre Finkelstein</b>							FRA						
GPA RACING							Clio Cup V							
1	2:14.568	42.892	50.509	41.167	121.2	2:14.568								
2	2:09.018	36.629	49.853	42.536	130.4	4:23.586								
3	2:07.088	36.376	49.558	41.154	132.4	6:30.674								



# CLIO CUP SERIES

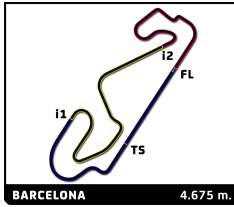
## RACING WEEKEND BARCELONA

### Carrera 2

### Sector Analysis

— Invalidated Lap    ■ Personal Best    ■ Session Best    B Crossing the pit lane

Lap	Time	Sector 1	Sector 2	Sector 3	Kph	Elapsed	Lap	Time	Sector 1	Sector 2	Sector 3	Kph	Elapsed				
4	2:07.399	36.438	49.704	41.257	132.1	8:38.073	13	2:12.769	38.016	51.081	43.672	126.8	29:09.168				
5	2:07.971	36.910	49.593	41.468	131.5	10:46.044	<b>44 Felice Jelmini</b> ITA										
6	2:07.395	36.557	49.624	41.214	132.1	12:53.439	PMA MOTORSPORT Clio Cup V										
7	2:07.914	36.680	49.611	41.623	131.6	15:01.353	1	2:15.706	43.144	51.307	41.255	120.2	2:15.706				
8	2:07.417	36.445	49.752	41.220	132.1	17:08.770	2	2:07.505	36.591	49.728	41.186	132.0	4:23.211				
9	2:08.753	36.802	49.771	42.180	130.7	19:17.523	3	<b>2:06.743</b>	<b>36.327</b>	<b>49.353</b>	41.063	132.8	6:29.954				
10	2:12.869	37.049	49.797	46.023	126.7	21:30.392	4	2:07.784	36.397	49.552	41.835	131.7	8:37.738				
11	3:05.545	1:03.397	1:09.887	52.261	90.7	24:35.937	5	2:07.185	36.761	49.408	<b>41.016</b>	132.3	10:44.923				
12	2:07.758	36.656	49.828	41.274	131.7	26:43.695	6	2:07.362	36.678	49.473	41.211	132.1	12:52.285				
13	2:07.899	36.574	49.663	41.662	131.6	28:51.594	7	2:08.014	36.519	50.005	41.490	131.5	15:00.299				
<b>31 Jérémy Bordagaray</b> FRA							Clio Cup V										
MILAN COMPETITION																	
1	2:20.953	46.921	51.612	42.420	115.7	2:20.953	8	2:08.046	36.950	49.664	41.432	131.4	17:08.345				
2	2:08.731	37.159	50.188	41.384	130.7	4:29.684	9	2:08.041	36.807	49.677	41.557	131.4	19:16.386				
3	2:08.852	36.515	50.493	41.844	130.6	6:38.536	10	2:11.645	36.764	50.222	44.659	127.8	21:28.031				
4	2:08.156	36.797	49.851	41.508	131.3	8:46.692	11	3:06.246	1:02.743	1:10.672	52.831	90.4	24:34.277				
5	2:07.818	36.646	<b>49.673</b>	41.499	131.7	10:54.510	12	2:08.541	36.607	49.951	41.983	130.9	26:42.818				
6	2:07.975	36.585	49.919	41.471	131.5	13:02.485	13	2:08.083	36.800	49.693	41.590	131.4	28:50.901				
7	2:08.268	36.646	50.195	41.427	131.2	15:10.753	<b>47 Alex Lahoz</b> ESP										
8	<b>2:07.723</b>	36.512	49.721	41.490	131.8	17:18.476	COTAUTO MOTORSPORT Clio Cup V										
9	2:07.902	36.667	49.761	41.474	131.6	19:26.378	1	2:25.504	50.601	51.400	43.503	112.1	2:25.504				
10	2:13.679	<b>36.499</b>	50.063	47.117	125.9	21:40.057	2	2:08.973	37.542	49.695	41.736	130.5	4:34.477				
11	3:01.531	1:02.539	1:08.486	50.506	92.7	24:41.588	3	2:07.750	36.563	<b>49.300</b>	41.887	131.7	6:42.227				
12	2:07.904	36.713	49.856	<b>41.335</b>	131.6	26:49.492	4	2:08.284	<b>36.525</b>	50.103	41.656	131.2	8:50.511				
13	2:08.633	37.037	49.873	41.723	130.8	28:58.125	5	<b>2:07.675</b>	36.654	49.343	41.678	131.8	10:58.186				
<b>33 Michel Faye</b> FRA							2:08.056						36.823	49.613	41.620	131.4	13:06.242
GM SPORT							2:07.924						36.754	49.899	<b>41.271</b>	131.6	15:14.166
1	2:25.163	48.472	52.212	44.479	112.4	2:25.163	8	2:09.033	36.540	50.221	42.272	130.4	17:23.199				
2	2:13.697	38.800	52.190	42.707	125.9	4:38.860	9	2:08.342	37.124	49.871	41.347	131.1	19:31.541				
3	2:09.723	37.241	50.565	41.917	129.7	6:48.583	10	2:12.041	37.126	49.891	45.024	127.5	21:43.582				
4	2:09.367	37.119	50.329	41.919	130.1	8:57.950	11	2:59.545	1:01.527	1:07.769	50.249	93.7	24:43.127				
5	2:08.977	36.962	50.227	<b>41.788</b>	130.5	11:06.927	12	2:10.765	37.793	50.341	42.631	128.7	26:53.892				
6	<b>2:08.703</b>	36.955	<b>49.884</b>	41.864	130.8	13:15.630	13	2:08.722	36.803	50.216	41.703	130.7	29:02.614				
7	2:10.017	<b>36.875</b>	50.017	43.125	129.4	15:25.647	<b>50 Juuso Panttila</b> FIN										
8	2:10.260	36.925	50.712	42.623	129.2	17:35.907	Clio Cup V										
9	2:11.464	37.480	50.636	43.348	128.0	19:47.371	1	2:17.799	45.292	50.641	41.866	118.4	2:17.799				
10	2:15.803	37.245	54.165	44.393	123.9	22:03.174	2	2:09.565	36.636	50.449	42.480	129.9	4:27.364				
11	2:47.669	55.390	1:02.352	49.927	100.4	24:50.843	3	2:08.133	36.990	49.876	41.267	131.3	6:35.497				
12	2:09.886	37.059	50.418	42.409	129.6	27:00.729	4	2:08.139	<b>36.562</b>	49.785	41.792	131.3	8:43.636				
13	2:10.372	37.407	50.121	42.844	129.1	29:11.101	5	2:08.238	36.581	49.893	41.764	131.2	10:51.874				
<b>43 Damiano Puccetti</b> ITA							2:08.622						37.053	50.332	<b>41.237</b>	130.8	13:00.496
PMA MOTORSPORT							2:07.908						36.635	49.933	41.340	131.6	15:08.404
1	2:21.258	48.483	52.196	<b>40.579</b>	115.5	2:21.258	8	<b>2:07.841</b>	36.677	49.833	41.331	131.6	17:16.245				
2	2:09.474	37.421	50.510	41.543	130.0	4:30.732	9	2:08.198	36.918	49.959	41.321	131.3	19:24.443				
3	2:09.442	36.820	50.276	42.346	130.0	6:40.174	10	2:13.755	36.901	50.021	46.833	125.8	21:38.198				
4	<b>2:08.078</b>	36.467	<b>50.015</b>	41.596	131.4	8:48.252	11	3:02.230	1:02.637	1:08.797	50.796	92.4	24:40.428				
5	2:08.854	36.634	51.032	41.188	130.6	10:57.106	12	2:08.306	36.797	<b>49.782</b>	41.727	131.2	26:48.734				
6	2:08.700	37.086	50.217	41.397	130.8	13:05.806	13	2:08.258	36.685	49.878	41.695	131.2	28:56.992				
7	2:09.201	36.797	50.855	41.549	130.3	15:15.007	<b>55 René Steenmetz</b> NLD										
8	2:09.179	37.259	50.263	41.657	130.3	17:24.186	Clio Cup V										
9	2:08.928	36.810	50.267	41.851	130.5	19:33.114	1	2:20.349	47.442	51.889	<b>41.018</b>	116.2	2:20.349				
10	2:13.669	<b>36.456</b>	51.428	45.785	125.9	21:46.783	2	2:11.736	37.627	52.052	42.057	127.8	4:32.085				
11	2:57.454	1:00.230	1:07.529	49.695	94.8	24:44.237	3	<b>2:09.372</b>	37.143	50.057	42.172	130.1	6:41.457				
12	2:12.162	37.458	50.242	44.462	127.3	26:56.399	4	2:10.708	37.158	51.237	42.313	128.8	8:52.165				
							5	2:09.403	37.336	<b>50.032</b>	42.035	130.1	11:01.568				



## CLIO CUP SERIES

### RACING WEEKEND BARCELONA

#### Carrera 2

#### Sector Analysis

— Invalidated Lap    ■ Personal Best    ■ Session Best    B Crossing the pit lane

Lap	Time	Sector 1	Sector 2	Sector 3	Kph	Elapsed	Lap	Time	Sector 1	Sector 2	Sector 3	Kph	Elapsed
6	2:09.550	<b>37.054</b>	50.160	42.336	129.9	13:11.118	1	2:24.778	48.105	52.151	44.522	112.7	2:24.778
7	2:10.121	37.306	50.767	42.048	129.3	15:21.239	2	2:10.949	38.714	50.374	41.861	128.5	4:35.727
8	2:10.882	38.553	50.325	42.004	128.6	17:32.121	3	2:09.074	36.932	50.112	42.030	130.4	6:44.801
9	2:13.032	37.323	51.816	43.893	126.5	19:45.153	4	2:08.609	37.037	50.103	41.469	130.9	8:53.410
10	2:13.371	37.163	51.686	44.522	126.2	21:58.524	5	2:08.955	<b>36.656</b>	50.316	41.983	130.5	11:02.365
11	2:50.811	58.041	1:02.987	49.783	98.5	24:49.335	6	2:08.828	36.910	49.925	41.993	130.6	13:11.193
12	2:11.584	38.009	50.889	42.686	127.9	27:00.919	7	2:09.121	37.273	50.221	41.627	130.3	15:20.314
13	2:10.226	37.403	50.460	42.363	129.2	29:11.145	8	<b>2:07.911</b>	36.820	<b>49.643</b>	<b>41.448</b>	131.6	17:28.225

<b>58</b>	<b>Chen Han Lin</b>	TWN
	UNIQU RACING	Clio Cup V

1	2:28.706	51.672	53.302	43.732	109.7	2:28.706
2	2:14.894	38.606	52.640	43.648	124.8	4:43.600
3	2:12.677	38.310	51.892	42.475	126.8	6:56.277
4	2:11.442	37.638	51.333	42.471	128.0	9:07.719
5	2:11.414	<b>37.587</b>	51.422	42.405	128.1	11:19.133
6	<b>2:10.707</b>	37.672	50.910	42.125	128.8	13:29.840
7	2:10.873	37.952	<b>50.868</b>	<b>42.053</b>	128.6	15:40.713
8	2:10.977	37.695	51.115	42.167	128.5	17:51.690
9	2:12.126	37.744	51.782	42.600	127.4	20:03.816
10	2:16.895	37.750	52.167	46.978	122.9	22:20.711
11	2:33.830	42.082	1:01.871	49.877	109.4	24:54.541

<b>60</b>	<b>Luciano Gioia</b>	ITA
	ESSECORSE	Clio Cup V

1	2:25.299	48.661	52.512	44.126	112.3	2:25.299
2	2:10.210	38.088	50.241	41.881	129.3	4:35.509
3	2:09.115	36.953	<b>50.046</b>	42.116	130.3	6:44.624
4	2:09.624	37.072	50.613	41.939	129.8	8:54.248
5	2:09.088	37.047	50.222	41.819	130.4	11:03.336
6	<b>2:08.859</b>	37.053	50.060	41.746	130.6	13:12.195
7	2:09.321	36.988	50.643	<b>41.690</b>	130.1	15:21.516
8	2:09.785	37.690	50.211	41.884	129.7	17:31.301
9	2:09.105	37.158	50.060	41.887	130.4	19:40.406
10	2:13.286	37.153	52.538	43.595	126.3	21:53.692
11	2:53.493	58.712	1:04.781	50.000	97.0	24:47.185
12	2:09.720	<b>36.892</b>	50.477	42.351	129.7	26:56.905
13	2:10.722	37.103	50.445	43.174	128.7	29:07.627

<b>62</b>	<b>Gabriel Alonso</b>	ARG
	GPA RACING	Clio Cup V

1	2:33.063	53.046	54.619	45.398	106.6	2:33.063
2	2:15.318	39.113	52.807	43.398	124.4	4:48.381
3	2:13.626	38.768	52.207	42.651	125.9	7:02.007
4	<b>2:12.816</b>	38.357	<b>51.692</b>	42.767	126.7	9:14.823
5	2:14.160	38.505	52.216	43.439	125.4	11:28.983
6	2:13.309	37.965	52.201	43.143	126.2	13:42.292
7	2:13.698	38.152	53.055	<b>42.491</b>	125.9	15:55.990
8	2:13.026	<b>37.922</b>	52.390	42.714	126.5	18:09.016
9	2:12.957	38.070	51.897	42.990	126.6	20:21.973
10	2:18.751	38.702	53.317	46.732	121.3	22:40.724
11	2:18.854	42.024	53.351	43.479	121.2	24:59.578
12	2:13.990	38.784	52.072	43.134	125.6	27:13.568
13	2:14.418	38.862	52.394	43.162	125.2	29:27.986

<b>65</b>	<b>Fabien Julia</b>	FRA
	LR PERFORMANCE	Clio Cup V

<b>69</b>	<b>Quinto Stefana</b>	ITA
	MILAN COMPETITION	Clio Cup V

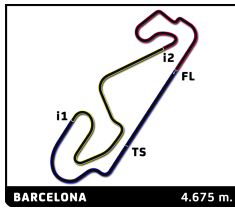
1	2:27.887	46.666	51.941	49.280	110.3	2:27.887
2	2:12.820	38.038	51.418	43.364	126.7	4:40.707
3	2:12.307	37.594	51.007	43.706	127.2	6:53.014
4	2:11.148	37.710	51.064	42.374	128.3	9:04.162
5	2:48.226	<b>B</b> 37.841	58.760	1:11.625	100.0	11:52.388
6	3:42.221	2:09.597	50.557	42.067	75.7	15:34.609
7	2:10.550	37.585	51.009	<b>41.956</b>	128.9	17:45.159
8	2:11.241	37.624	51.387	42.230	128.2	19:56.400
9	2:20.929	38.027	55.111	47.791	119.4	22:17.329
10	2:34.945	43.272	1:01.201	50.472	108.6	24:52.274
11	<b>2:09.229</b>	<b>36.629</b>	<b>50.362</b>	42.238	130.2	27:01.503
12	2:10.389	37.231	50.810	42.348	129.1	29:11.892

<b>73</b>	<b>Sandro Cutini</b>	ITA
	PMA MOTORSPORT	Clio Cup V

1	2:24.375	47.928	52.105	44.342	113.0	2:24.375
2	2:18.944	39.424	50.861	48.659	121.1	4:43.319
3	2:11.497	38.679	50.593	42.225	128.0	6:54.816
4	2:09.797	37.219	50.554	42.024	129.7	9:04.613
5	2:10.770	37.564	51.139	42.067	128.7	11:15.383
6	<b>2:09.492</b>	37.154	<b>50.428</b>	<b>41.910</b>	130.0	13:24.875
7	2:10.281	37.315	50.643	42.323	129.2	15:35.156
8	2:11.392	37.196	51.514	42.682	128.1	17:46.548
9	2:11.421	<b>37.142</b>	51.504	42.775	128.1	19:57.969
10	2:35.692	<b>B</b> 39.318	54.808	1:01.566	108.1	22:33.661

<b>79</b>	<b>Javier Cicuendez</b>	ESP
	TEAM VRT	Clio Cup V

1	2:20.572	46.277	51.503	42.792	116.0	2:20.572
2	2:09.779	37.668	50.426	41.685	129.7	4:30.351
3	2:10.347	36.949	50.394	43.004	129.1	6:40.698
4	2:10.290	37.551	50.556	42.183	129.2	8:50.988
5	2:09.954	37.395	50.597	41.962	129.5	11:00.942
6	<b>2:08.232</b>	<b>36.882</b>	<b>49.765</b>	41.585	131.2	13:09.174
7	2:08.376	36.994	49.921	<b>41.461</b>	131.1	15:17.550
8	2:08.419	36.897	49.898	41.624	131.1	17:25.969
9	2:08.659	36.925	49.959	41.775	130.8	19:34.628
10	2:15.385	36.901	50.505	47.979	124.3	21:50.013
11	2:55.724	59.249	1:06.770	49.705	95.8	24:45.737
12	2:10.221	37.117	50.109	42.995	129.2	26:55.958
13	2:09.502	36.925	49.925	42.652	130.0	29:05.460

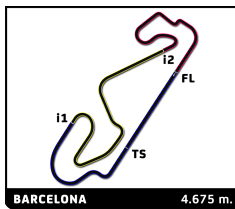


## CLIO CUP SERIES RACING WEEKEND BARCELONA Carrera 2

### Sector Analysis

— Invalidated Lap    ■ Personal Best    ■ Session Best    B Crossing the pit lane

Lap	Time	Sector 1	Sector 2	Sector 3	Kph	Elapsed	Lap	Time	Sector 1	Sector 2	Sector 3	Kph	Elapsed
<b>82</b> <b>Jacopo Giuseppe Cimenes</b> ITA ESSECORSE Clio Cup V							7 2:07.923 36.712 49.665 41.546 131.6 15:09.542						
1	2:20.058	45.821	51.629	42.608	116.5	2:20.058	8	2:07.807	36.729	49.628	41.450	131.7	17:17.349
2	2:08.677	36.881	49.799	41.997	130.8	4:28.735	9	2:08.162	36.704	49.799	41.659	131.3	19:25.511
3	2:08.597	37.043	50.065	41.489	130.9	6:37.332	10	2:14.096	36.645	49.950	47.501	125.5	21:39.607
4	2:07.914	36.744	49.723	41.447	131.6	8:45.246	11	3:01.756	1:02.425	1:08.600	50.731	92.6	24:41.363
5	2:07.893	36.778	49.706	41.409	131.6	10:53.139	12	2:08.764	37.130	50.021	41.613	130.7	26:50.127
6	2:08.102	36.733	49.758	41.611	131.4	13:01.241	13	2:08.702	36.961	49.876	41.865	130.8	28:58.829
7	2:07.887	36.613	49.846	41.428	131.6	15:09.128	<b>96</b> <b>Emre Can Ünal</b> TUR TEAM VRT Clio Cup V						
8	2:07.859	36.479	49.675	41.705	131.6	17:16.987	1	2:26.560	49.478	52.076	45.006	111.3	2:26.560
9	2:08.099	36.718	49.735	41.646	131.4	19:25.086	2	2:11.708	38.012	51.026	42.670	127.8	4:38.268
10	2:13.428	36.735	49.969	46.724	126.1	21:38.514	3	2:09.396	37.296	50.150	41.950	130.1	6:47.664
11	3:02.374	1:02.882	1:08.776	50.716	92.3	24:40.888	4	2:09.175	36.992	50.019	42.164	130.3	8:56.839
12	2:11.506	38.953	50.560	41.993	128.0	26:52.394	5	2:08.889	36.904	49.938	42.047	130.6	11:05.728
13	2:08.192	36.777	49.773	41.642	131.3	29:00.586	6	2:08.917	36.868	49.899	42.150	130.5	13:14.645
<b>84</b> <b>Michele Locatelli</b> ITA FARO RACING Clio Cup V							7 2:10.029 37.521 50.163 42.345 129.4 15:24.674						
1	2:46.271	50.447	1:12.009	43.815	98.1	2:46.271	8	2:11.049	37.067	49.768	44.214	128.4	17:35.723
2	2:10.913	37.676	51.291	41.946	128.6	4:57.184	9	2:11.181	37.537	50.885	42.759	128.3	19:46.904
3	2:10.594	37.541	51.047	42.006	128.9	7:07.778	10	2:14.073	37.298	53.716	43.059	125.5	22:00.977
4	2:09.534	37.374	50.496	41.664	129.9	9:17.312	11	2:49.402	56.613	1:02.624	50.165	99.3	24:50.379
5	2:10.545	37.173	51.223	42.149	128.9	11:27.857	12	2:19.820	47.342	50.570	41.908	120.4	27:10.199
6	2:09.646	37.317	50.615	41.714	129.8	13:37.503	13	2:09.213	36.814	50.185	42.214	130.3	29:19.412
7	2:11.140	37.434	51.773	41.933	128.3	15:48.643	<b>99</b> <b>Guillaume Maio</b> FRA GM SPORT Clio Cup V						
8	2:09.407	37.228	50.380	41.799	130.1	17:58.050	1	2:20.791	46.384	52.151	42.256	115.9	2:20.791
9	2:09.585	37.150	50.651	41.784	129.9	20:07.635	2	2:08.260	36.554	49.987	41.719	131.2	4:29.051
10	2:14.631	37.170	50.463	46.998	125.0	22:22.266	3	2:09.902	36.965	51.154	41.783	129.6	6:38.953
11	2:32.610	41.673	1:02.740	48.197	110.3	24:54.876	4	2:08.231	36.608	50.231	41.392	131.2	8:47.184
12	2:12.510	37.900	51.010	43.600	127.0	27:07.386	5	2:08.251	36.840	49.870	41.541	131.2	10:55.435
13	2:09.147	37.151	50.378	41.618	130.3	29:16.533	6	2:08.170	36.696	49.856	41.618	131.3	13:03.605
<b>88</b> <b>Horn</b> FRA GPA RACING Clio Cup V							7 2:08.559 36.779 49.885 41.895 130.9 15:12.164						
1	2:23.926	47.865	51.677	44.384	113.3	2:23.926	8	2:08.636	36.980	49.970	41.686	130.8	17:20.800
2	2:11.050	38.711	49.954	42.385	128.4	4:34.976	9	2:09.007	36.965	50.289	41.753	130.5	19:29.807
3	2:09.296	36.875	50.473	41.948	130.2	6:44.272	10	2:12.601	37.088	50.189	45.324	126.9	21:42.408
4	2:08.555	37.081	49.889	41.585	130.9	8:52.827	11	3:00.430	1:01.697	1:08.075	50.658	93.3	24:42.838
5	2:09.314	36.868	50.440	42.006	130.1	11:02.141	12	2:11.374	37.536	50.282	43.556	128.1	26:54.212
6	2:09.417	37.038	50.554	41.825	130.0	13:11.558	13	2:08.710	37.014	50.124	41.572	130.8	29:02.922
7	2:10.574	37.328	50.810	42.436	128.9	15:22.132	<b>101</b> <b>Tomas Pekar</b> CZE CARPEK SERVICE Clio Cup V						
8	2:11.338	37.795	50.912	42.631	128.1	17:33.470	1	2:17.057	45.151	50.106	41.800	119.0	2:17.057
9	2:10.254	36.783	50.980	42.491	129.2	19:43.724	2	2:08.911	36.797	50.695	41.419	130.6	4:25.968
10	2:11.172	36.929	51.037	43.206	128.3	21:54.896	3	2:07.643	36.652	49.521	41.470	131.9	6:33.611
11	2:53.414	59.845	1:03.737	49.832	97.1	24:48.310	4	2:08.571	36.921	50.142	41.508	130.9	8:42.182
12	2:09.581	36.854	50.725	42.002	129.9	26:57.891	5	2:09.001	36.726	50.268	42.007	130.5	10:51.183
13	2:10.613	37.125	50.842	42.646	128.9	29:08.504	6	2:07.569	36.904	49.404	41.261	131.9	12:58.752
<b>93</b> <b>Nico Abella</b> ESP Clio Cup V							7 2:07.045 36.642 49.338 41.065 132.5 15:05.797						
1	2:19.412	45.915	51.326	42.171	117.0	2:19.412	8	2:06.964	36.501	49.407	41.056	132.6	17:12.761
2	2:08.944	36.856	49.729	42.359	130.5	4:28.356	9	2:07.039	36.543	49.321	41.175	132.5	19:19.800
3	2:09.405	36.846	50.890	41.669	130.1	6:37.761	10	2:12.569	36.629	49.374	46.566	127.0	21:32.369
4	2:08.115	36.727	49.689	41.699	131.4	8:45.876	11	3:04.408	1:03.468	1:09.201	51.739	91.3	24:36.777
5	2:07.764	36.790	49.597	41.377	131.7	10:53.640	12	2:07.870	36.402	49.681	41.787	131.6	26:44.647
6	2:07.979	36.803	49.767	41.409	131.5	13:01.619	13	2:15.000	36.599	50.104	48.297	124.7	28:59.647



## CLIO CUP SERIES

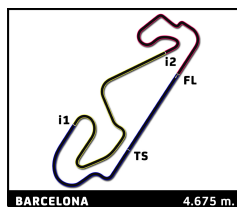
### RACING WEEKEND BARCELONA

#### Carrera 2

#### Sector Analysis

— Invalidated Lap    ■ Personal Best    ■ Session Best    B Crossing the pit lane

Lap	Time	Sector 1	Sector 2	Sector 3	Kph	Elapsed	Lap	Time	Sector 1	Sector 2	Sector 3	Kph	Elapsed
<b>107</b> Cristian Ricciarini							ITA						
ESSECORSE							Clio Cup V						
1	2:24.168	47.176	52.647	44.345	113.2	2:24.168	7	2:08.376	36.780	49.997	41.599	131.1	15:15.354
2	2:08.768	37.040	50.184	41.544	130.7	4:32.936	8	2:08.289	36.723	49.870	41.696	131.2	17:23.643
3	2:09.698	36.748	50.063	42.887	129.8	6:42.634	9	2:08.921	36.956	50.235	41.730	130.5	19:32.564
4	2:08.656	<b>36.630</b>	50.126	41.900	130.8	8:51.290	10	2:11.749	36.878	50.572	44.299	127.7	21:44.313
5	2:08.704	37.151	<b>49.952</b>	41.601	130.8	10:59.994	11	2:59.273	1:01.487	1:07.600	50.186	93.9	24:43.586
6	2:08.502	36.850	49.987	41.665	131.0	13:08.496	12	2:10.047	36.898	50.239	42.910	129.4	26:53.633
7	2:08.459	36.976	49.964	<b>41.519</b>	131.0	15:16.955	13	<b>2:07.942</b>	<b>36.605</b>	49.969	<b>41.368</b>	131.5	29:01.575
8	<b>2:08.360</b>	36.720	50.042	41.598	131.1	17:25.315							
9	2:08.579	36.805	50.029	41.745	130.9	19:33.894	<b>118</b> Andrea Chierichetti						
10	2:14.980	36.639	50.909	47.432	124.7	21:48.874	OREGON TEAM						
11	2:56.328	59.279	1:07.302	49.747	95.4	24:45.202	Clio Cup V						
12	2:10.073	36.932	50.236	42.905	129.4	26:55.275	1	2:28.147	49.947	53.684	44.516	110.1	2:28.147
13	2:09.731	36.908	50.428	42.395	129.7	29:05.006	2	2:28.779	40.505	1:05.358	42.916	113.1	4:56.926
<b>111</b> Mathieu Lannepoudenx							FRA						
MILAN COMPETITION							Clio Cup V						
1	2:18.161	45.175	51.204	41.782	118.1	2:18.161	3	2:13.972	38.686	53.006	42.280	125.6	7:10.898
2	2:09.429	36.566	50.494	42.369	130.0	4:27.590	4	2:11.076	37.682	51.121	42.273	128.4	9:21.974
3	2:07.598	36.580	49.648	41.370	131.9	6:35.188	5	2:11.554	37.674	50.680	43.200	127.9	11:33.528
4	<b>2:07.355</b>	36.648	<b>49.582</b>	<b>41.125</b>	132.2	8:42.543	6	<b>2:09.955</b>	37.429	<b>50.413</b>	<b>42.113</b>	129.5	13:43.483
5	2:09.569	36.560	50.327	42.682	129.9	10:52.112	7	2:11.213	37.581	51.401	42.231	128.3	15:54.696
6	2:08.092	36.859	50.026	41.207	131.4	13:00.204	8	2:10.471	37.526	50.761	42.184	129.0	18:05.167
7	2:07.680	36.528	49.731	41.421	131.8	15:07.884	9	2:10.352	<b>37.414</b>	50.781	42.157	129.1	20:15.519
8	2:07.671	36.648	49.721	41.302	131.8	17:15.555	10	2:24.892	38.021	58.054	48.817	116.2	22:40.411
9	2:08.486	<b>36.519</b>	49.905	42.062	131.0	19:24.041	11	2:16.937	41.562	52.696	42.679	122.9	24:57.348
10	2:13.862	36.564	49.973	47.325	125.7	21:37.903	12	2:11.176	37.616	50.493	43.067	128.3	27:08.524
11	3:02.139	1:02.502	1:08.828	50.809	92.4	24:40.042	13	2:21.701	37.798	1:01.440	42.463	118.8	29:30.225
12	2:08.965	36.823	49.960	42.182	130.5	26:49.007							
13	2:08.778	36.789	49.898	42.091	130.7	28:57.785	<b>125</b> Jerzy Spinkiewicz						
<b>113</b> Adrian Schimpf							POL						
COTAUTO MOTORSPORT							Clio Cup V						
1	2:15.444	43.937	50.252	41.255	120.4	2:15.444	1	2:18.953	46.256	51.002	41.695	117.4	2:18.953
2	2:07.397	36.589	<b>49.400</b>	41.408	132.1	4:22.841	2	2:09.095	36.759	49.715	42.621	130.4	4:28.048
3	2:07.467	<b>36.464</b>	49.473	41.530	132.0	6:30.308	3	2:07.865	36.847	49.777	<b>41.241</b>	131.6	6:35.913
4	2:07.516	36.486	49.540	41.490	132.0	8:37.824	4	<b>2:07.438</b>	<b>36.427</b>	49.626	41.385	132.1	8:43.351
5	2:07.471	36.871	49.536	<b>41.064</b>	132.0	10:45.295	5	2:08.065	36.642	<b>49.487</b>	41.936	131.4	10:51.416
6	<b>2:07.305</b>	36.647	49.508	41.150	132.2	12:52.600	6	2:08.256	37.064	49.594	41.598	131.2	12:59.672
7	2:08.217	36.617	49.767	41.833	131.3	15:00.817	7	2:07.529	36.475	49.567	41.487	132.0	15:07.201
8	2:08.228	37.148	49.961	41.119	131.3	17:09.045	8	2:08.017	36.464	49.999	41.554	131.5	17:15.218
9	2:08.404	36.705	49.939	41.760	131.1	19:17.449	9	2:08.063	36.685	49.565	41.813	131.4	19:23.281
10	2:12.150	36.904	49.463	45.783	127.4	21:29.599	10	2:12.301	36.673	49.746	45.882	127.2	21:35.582
11	3:05.562	1:02.795	1:10.855	51.912	90.7	24:35.161	11	3:02.648	1:03.121	1:08.931	50.596	92.1	24:38.230
12	2:07.861	36.526	49.682	41.653	131.6	26:43.022	12	2:07.987	36.710	49.730	41.547	131.5	26:46.217
13	2:08.608	36.923	49.677	42.008	130.9	28:51.630	13	2:08.302	36.600	49.875	41.827	131.2	28:54.519
<b>116</b> Giacomo Trebbi							ITA						
MC MOTORTECNICA							Clio Cup V						
1	2:22.320	46.495	52.778	43.047	114.6	2:22.320	1	2:26.240	50.197	52.664	43.379	111.5	2:26.240
2	2:09.060	36.926	50.489	41.645	130.4	4:31.380	2	2:11.740	37.849	51.099	42.792	127.8	4:37.980
3	2:09.392	36.665	49.980	42.747	130.1	6:40.772	3	2:09.200	36.970	50.409	41.821	130.3	6:47.180
4	2:08.876	37.504	49.892	41.480	130.6	8:49.648	4	2:09.176	36.947	50.306	41.923	130.3	8:56.356
5	2:08.827	36.746	<b>49.846</b>	42.235	130.6	10:58.475	5	2:08.903	<b>36.740</b>	50.163	42.000	130.6	11:05.259
6	2:08.503	36.925	49.945	41.633	131.0	13:06.978	6	<b>2:08.545</b>	36.800	<b>49.978</b>	<b>41.767</b>	130.9	13:13.804
							7	2:09.015	36.780	50.238	41.997	130.4	15:22.819
							8	2:11.074	37.532	50.658	42.884	128.4	17:33.893
							9	2:10.762	36.804	50.649	43.309	128.7	19:44.655
							10	2:12.243	36.913	51.404	43.926	127.3	21:56.898
							11	2:51.961	58.881	1:03.430	49.650	97.9	24:48.859
							12	2:10.566	36.802	50.297	43.467	128.9	26:59.425
							13	2:09.784	37.224	50.377	42.183	129.7	29:09.209



# CLIO CUP SERIES

## RACING WEEKEND BARCELONA

### Carrera 2

### Sector Analysis

— Invalidated Lap    ■ Personal Best    ■ Session Best    B Crossing the pit lane

Lap	Time	Sector 1	Sector 2	Sector 3	Kph	Elapsed	Lap	Time	Sector 1	Sector 2	Sector 3	Kph	Elapsed
<b>162</b> Alejandro Schimpf							ESP						
COTAUTO MOTORSPORT							Clio Cup V						
1	3:07.601 B	52.342	1:07.585	1:07.674	87.0	3:07.601	3	2:19.664	40.194	55.374	44.096	120.5	7:12.986
							4	2:19.200	39.643	54.434	45.123	120.9	9:32.186
							5	2:21.109	40.746	54.644	45.719	119.3	11:53.295
							6	2:20.564	40.077	55.260	45.227	119.7	14:13.859
							7	2:21.077	40.367	55.092	45.618	119.3	16:34.936
							8	2:21.532	40.958	55.119	45.455	118.9	18:56.468
							9	2:25.177	40.118	54.969	50.090	115.9	21:21.645
							10	2:49.460	1:00.084	58.676	50.700	99.3	24:11.105
							11	2:20.603	41.018	54.738	44.847	119.7	26:31.708
							12	2:26.815	40.681	54.463	51.671	114.6	28:58.523
<b>177</b> Pietro Bacchi							ITA						
PMA MOTORSPORT							Clio Cup V						
1	2:31.736	50.818	58.366	42.552	107.5	2:31.736							
2	2:09.910	37.297	50.958	41.655	129.6	4:41.646							
3	2:08.852	36.879	50.409	41.564	130.6	6:50.498							
4	2:09.434	37.404	50.376	41.654	130.0	8:59.932							
5	2:08.340	37.079	49.795	41.466	131.1	11:08.272							
6	2:08.474	36.950	49.908	41.616	131.0	13:16.746							
7	2:09.137	36.806	49.690	42.641	130.3	15:25.883							
8	2:10.065	37.115	49.734	43.216	129.4	17:35.948							
9	2:09.452	37.319	50.503	41.630	130.0	19:45.400							
10	2:15.022	37.045	54.586	43.391	124.6	22:00.422							
11	2:49.192	56.462	1:02.866	49.864	99.5	24:49.614							
12	2:10.008	36.986	49.761	43.261	129.5	26:59.622							
13	2:10.482	37.266	50.319	42.897	129.0	29:10.104							
<b>191</b> Luca Franca							ITA						
MC MOTORTECNICA							Clio Cup V						
1	2:14.977	43.664	50.254	41.059	120.9	2:14.977							
2	2:07.388	36.326	49.854	41.208	132.1	4:22.365							
3	2:07.133	36.461	49.440	41.232	132.4	6:29.498							
4	2:08.025	36.653	49.558	41.814	131.5	8:37.523							
5	2:11.034	40.361	49.468	41.205	128.4	10:48.557							
6	2:07.684	36.746	49.677	41.261	131.8	12:56.241							
7	2:07.506	36.690	49.637	41.179	132.0	15:03.747							
8	2:07.731	36.713	49.694	41.324	131.8	17:11.478							
9	2:07.940	37.080	49.683	41.177	131.5	19:19.418							
10	2:13.719	37.247	49.733	46.739	125.9	21:33.137							
11	3:04.165	1:03.546	1:09.491	51.128	91.4	24:37.302							
12	2:07.713	36.692	49.743	41.278	131.8	26:45.015							
13	2:09.552	36.472	50.057	43.023	129.9	28:54.567							
<b>211</b> Nikola Miljkovic							SRB						
TEMPO RACING TEAM							Clio Cup V						
1	2:16.839	43.363	51.749	41.727	119.2	2:16.839							
2	2:08.460	37.204	49.930	41.326	131.0	4:25.299							
3	2:08.162	36.960	49.807	41.395	131.3	6:33.461							
4	2:08.557	37.205	49.793	41.559	130.9	8:42.018							
5	2:08.855	36.824	50.394	41.637	130.6	10:50.873							
6	2:08.317	37.412	49.521	41.384	131.2	12:59.190							
7	2:07.596	36.655	49.617	41.324	131.9	15:06.786							
8	2:07.824	36.681	49.957	41.186	131.7	17:14.610							
9	2:09.189	36.727	49.703	42.759	130.3	19:23.799							
10	2:12.187	36.657	49.656	45.874	127.3	21:35.986							
11	3:02.717	1:03.364	1:08.814	50.539	92.1	24:38.703							
12	2:09.209	36.533	50.994	41.682	130.3	26:47.912							
13	2:08.618	36.769	49.912	41.937	130.9	28:56.530							
<b>333</b> Dario Pennica							ITA						
PRESS LEAGUE by OREGON TEAM							Clio Cup V						
1	2:34.454	53.988	55.481	44.985	105.6	2:34.454							
2	2:18.868	39.647	54.587	44.634	121.2	4:53.322							