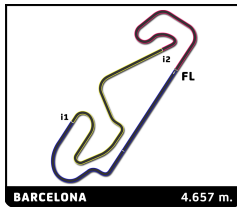


# EURO CUP 3 RACING WEEKEND BARCELONA

## Entrenamiento Libre 2

### Sector Analysis

_ Invalidated Lap							■ Personal Best							■ Session Best							■ Crossing the pit lane																																																																																																															
Lap	Time	Sector 1	Sector 2	Sector 3	T.Sp	Elapsed	Lap	Time	Sector 1	Sector 2	Sector 3	T.Sp	Elapsed	Lap	Time	Sector 1	Sector 2	Sector 3	T.Sp	Elapsed	Lap	Time	Sector 1	Sector 2	Sector 3	T.Sp	Elapsed																																																																																																									
<b>5</b> Daniel Mavlyutov GBR GRS Team Tatuus F3-T318-EC3							14 1:38.667 30.145 39.654 28.868 230.3 35:07.272							15 1:38.698 29.990 39.674 29.034 230.8 36:45.970							16 1:39.515 29.947 40.459 29.109 230.8 38:25.485							17 1:38.939 30.213 39.834 28.892 229.8 40:04.424																																																																																																								
1	2:57.200	1:40.529	44.796	31.875	145.7	2:57.200	2	1:41.970	31.560	40.598	29.812	228.8	4:39.170	3	1:40.474	30.779	40.280	29.415	231.3	6:19.644	4	1:40.940	30.400	41.136	29.404	231.8	8:00.584	5	1:47.523 B	30.395	40.223	36.905	233.3	9:48.107	6	5:15.834	3:53.816	46.487	35.531	159.1	15:03.941	7	1:47.144	34.590	42.354	30.200	180.0	16:51.085	8	1:40.275	30.869	39.999	29.407	230.8	18:31.360	9	1:47.392 B	30.504	39.926	36.962	230.3	20:18.752	10	5:05.965	3:56.281	40.468	29.216	170.9	25:24.717	11	1:39.374	30.366	39.920	29.088	231.8	27:04.091	12	1:39.038	30.200	39.817	29.021	233.3	28:43.129	13	1:38.936	30.185	39.659	29.092	232.8	30:22.065	14	1:48.188	30.159	46.203	31.826	232.3	32:10.253	15	1:39.375	30.361	39.946	29.068	232.3	33:49.628	16	1:38.839	30.222	39.668	28.949	232.8	35:28.467	17	1:47.928	30.209	45.447	32.272	233.3	37:16.395														
<b>6</b> Bruno Del Pino ESP MP Motorsport Tatuus F3-T318-EC3							1 17:42.856 ... 42.988 30.748 161.2 17:42.856							2 1:40.955 31.090 40.257 29.608 225.9 19:23.811							3 1:40.412 30.633 40.069 29.710 234.3 21:04.223							4 1:39.055 30.002 39.846 29.207 233.3 22:43.278							5 1:38.618 29.832 39.675 29.111 234.3 24:21.896							6 1:48.525 36.403 42.119 30.003 234.3 26:10.421							7 1:48.472 B 29.919 39.676 38.877 233.3 27:58.893							8 5:18.209 4:08.435 40.459 29.315 173.9 33:17.102							9 1:38.852 30.020 39.679 29.153 234.3 34:55.954							10 1:38.973 29.930 39.844 29.199 234.8 36:34.927							11 1:38.677 29.821 39.669 29.187 235.8 38:13.604							12 1:39.035 29.938 39.816 29.281 234.3 39:52.639							13 1:39.061 30.032 39.727 29.302 235.8 41:31.700																																									
1	2:21.641	1:04.749	44.158	32.734	156.3	2:21.641	2	1:50.600	33.205	41.837	35.558	214.3	4:12.241	3	1:38.814	30.251	39.631	28.932	234.3	5:51.055	4	1:40.559	30.774	40.666	29.119	236.8	7:31.614	5	1:38.130	29.599	39.477	29.054	236.3	9:09.744	6	1:49.404 B	31.486	41.442	36.476	216.4	10:59.148	7	8:23.949	7:03.937	44.966	35.046	111.8	19:23.097	8	1:46.006	32.532	44.004	29.470	220.9	21:09.103	9	1:38.037	29.843	39.419	28.775	234.8	22:47.140	10	1:39.410	31.555	39.178	28.677	236.8	24:26.550	11	1:36.986	29.438	39.135	28.413	235.3	26:03.536	12	1:36.690	29.393	38.847	28.450	235.8	27:40.226	13	1:36.867	29.410	38.959	28.498	235.3	29:17.093	14	1:46.608	34.547	43.369	28.692	235.3	31:03.701	15	1:36.710	29.408	38.863	28.439	235.3	32:40.411	16	4:52.117 B	29.384	38.857	3:43.876	235.3	37:32.528	17	2:00.632	51.217	39.811	29.604	174.5	39:33.160	18	1:47.584 B	31.856	39.963	35.765	235.3	41:20.744							
<b>7</b> Georgi Zhuravskiy KGZ Drivex Tatuus F3-T318-EC3							1 2:04.727 46.151 46.368 32.208 168.2 2:04.727							2 1:44.706 33.715 41.733 29.258 206.9 3:49.433							3 1:38.943 29.852 40.034 29.057 231.8 5:28.376							4 1:37.808 29.746 39.274 28.788 233.3 7:06.184							5 1:37.441 29.672 39.118 28.651 234.3 8:43.625							6 1:43.397 B 29.632 39.071 34.694 235.8 10:27.022							7 7:55.598 6:36.927 45.676 32.995 165.4 18:22.620							8 1:47.451 34.043 42.834 30.574 205.7 20:10.071							9 1:37.569 29.894 39.220 28.455 234.8 21:47.640							10 1:36.608 29.354 38.788 28.466 236.8 23:24.248							11 1:36.513 29.366 38.817 28.330 236.3 25:00.761							12 1:36.434 29.362 38.756 28.316 237.4 26:37.195							13 1:36.410 29.360 38.587 28.463 237.9 28:13.605							14 1:36.308 29.346 38.571 28.391 237.4 29:49.913							15 1:45.331 32.176 40.821 32.334 239.5 31:35.244							16 1:36.363 29.450 38.658 28.255 236.3 33:11.607							17 1:38.114 29.328 38.651 30.135 237.9 34:49.721							18 1:36.512 29.317 38.765 28.430 237.4 36:26.233						
1	3:36.380 B	2:13.762	42.952	39.666	165.9	3:36.380	2	2:33.775 B	1:12.702	42.698	38.375	162.4	6:10.155	3	2:16.324	1:05.451	41.013	29.860	163.9	8:26.479	4	1:40.236	30.491	40.266	29.479	228.8	10:06.715	5	1:39.558	30.423	39.903	29.232	229.8	11:46.273	6	1:39.388	30.269	39.942	29.177	229.8	13:25.661	7	1:39.454	30.265	39.687	29.502	229.3	15:05.115	8	1:48.773 B	30.354	39.789	38.630	228.3	16:53.888	9	9:49.006	8:29.643	46.674	32.689	122.3	26:42.894	10	1:45.511	32.969	42.227	30.315	210.9	28:28.405	11	1:39.961	30.554	40.303	29.104	228.3	30:08.366	12	1:38.930	30.176	39.647	29.107	229.8	31:47.296	13	1:41.309	30.153	39.779	31.377	229.8	33:28.605																																										
<b>8</b> Emmo Fittipaldi BRA Palou Motorsport Tatuus F3-T318-EC3							1 2:04.727 46.151 46.368 32.208 168.2 2:04.727							2 1:44.706 33.715 41.733 29.258 206.9 3:49.433							3 1:38.943 29.852 40.034 29.057 231.8 5:28.376							4 1:37.808 29.746 39.274 28.788 233.3 7:06.184							5 1:37.441 29.672 39.118 28.651 234.3 8:43.625							6 1:43.397 B 29.632 39.071 34.694 235.8 10:27.022							7 7:55.598 6:36.927 45.676 32.995 165.4 18:22.620							8 1:47.451 34.043 42.834 30.574 205.7 20:10.071							9 1:37.569 29.894 39.220 28.455 234.8 21:47.640							10 1:36.608 29.354 38.788 28.466 236.8 23:24.248							11 1:36.513 29.366 38.817 28.330 236.3 25:00.761							12 1:36.434 29.362 38.756 28.316 237.4 26:37.195							13 1:36.410 29.360 38.587 28.463 237.9 28:13.605							14 1:36.308 29.346 38.571 28.391 237.4 29:49.913							15 1:45.331 32.176 40.821 32.334 239.5 31:35.244							16 1:36.363 29.450 38.658 28.255 236.3 33:11.607							17 1:38.114 29.328 38.651 30.135 237.9 34:49.721							18 1:36.512 29.317 38.765 28.430 237.4 36:26.233						
1	2:04.727	46.151	46.368	32.208	168.2	2:04.727	2	1:44.706	33.715	41.733	29.258	206.9	3:49.433	3	1:38.943	29.852	40.034	29.057	231.8	5:28.376	4	1:37.808	29.746	39.274	28.788	233.3	7:06.184	5	1:37.441	29.672	39.118	28.651	234.3	8:43.625	6	1:43.397 B	29.632	39.071	34.694	235.8	10:27.022	7	7:55.598	6:36.927	45.676	32.995	165.4	18:22.620	8	1:47.451	34.043	42.834	30.574	205.7	20:10.071	9	1:37.569	29.894	39.220	28.455	234.8	21:47.640	10	1:36.608	29.354	38.788	28.466	236.8	23:24.248	11	1:36.513	29.366	38.817	28.330	236.3	25:00.761	12	1:36.434	29.362	38.756	28.316	237.4	26:37.195	13	1:36.410	29.360	38.587	28.463	237.9	28:13.605	14	1:36.308	29.346	38.571	28.391	237.4	29:49.913	15	1:45.331	32.176	40.821	32.334	239.5	31:35.244	16	1:36.363	29.450	38.658	28.255	236.3	33:11.607	17	1:38.114	29.328	38.651	30.135	237.9	34:49.721	18	1:36.512	29.317	38.765	28.430	237.4	36:26.233							
<b>9</b> Esteban Masson FRA Campos Racing Tatuus F3-T318-EC3							1 2:30.935 1:13.796 45.839 31.300 138.6 2:30.935							2 1:43.857 32.103 41.501 30.253 229.8 4:14.792							3 1:41.798 30.935 41.167 29.696 233.8 5:56.590							4 1:41.982 30.644 40.643 30.695 234.3 7:38.572							5 1:41.712 31.236 40.679 29.797 232.8 9:20.284							6 1:47.671 B 30.530 40.444 36.697 234.8 11:07.955							7 6:04.203 4:48.028 44.937 31.238 150.6 17:12.158							8 1:42.276 31.573 41.028 29.675 229.8 18:54.434							9 1:41.091 30.503 40.252 30.336 232.3 20:35.525							10 1:39.761 30.465 40.085 29.211 232.3 22:15.286							11 1:39.452 30.140 40.049 29.263 235.3 23:54.738							12 1:39.207 30.126 39.992 29.089 233.3 25:33.945							13 1:39.356 30.219 39.961 29.176 233.8 27:13.301																																									
1	2:30.935	1:13.796	45.839	31.300	138.6	2:30.935	2	1:43.857	32.103	41.501	30.253	229.8	4:14.792	3	1:41.798	30.935	41.167	29.696	233.8	5:56.590	4	1:41.982	30.644	40.643	30.695	234.3	7:38.572	5	1:41.712	31.236	40.679	29.797	232.8	9:20.284	6	1:47.671 B	30.530	40.444	36.697	234.8	11:07.955	7	6:04.203	4:48.028	44.937	31.238	150.6	17:12.158	8	1:42.276	31.573	41.028	29.675	229.8	18:54.434	9	1:41.091	30.503	40.252	30.336	232.3	20:35.525	10	1:39.761	30.465	40.085	29.211	232.3	22:15.286	11	1:39.452	30.140	40.049	29.263	235.3	23:54.738	12	1:39.207	30.126	39.992	29.089	233.3	25:33.945	13	1:39.356	30.219	39.961	29.176	233.8	27:13.301																																										
<b>10</b> Carl Bennett THA GRS Team Tatuus F3-T318-EC3							1 2:30.935 1:13.796 45.839 31.300 138.6 2:30.935							2 1:43.857 32.103 41.501 30.253 229.8 4:14.792							3 1:41.798 30.935 41.167 29.696 233.8 5:56.590							4 1:41.982 30.644 40.643 30.695 234.3 7:38.572							5 1:41.712 31.236 40.679 29.797 232.8 9:20.284							6 1:47.671 B 30.530 40.444 36.697 234.8 11:07.955							7 6:04.203 4:48.028 44.937 31.238 150.6 17:12.158							8 1:42.276 31.573 41.028 29.675 229.8 18:54.434							9 1:41.091 30.503 40.252 30.336 232.3 20:35.525							10 1:39.761 30.465 40.085 29.211 232.3 22:15.286							11 1:39.452 30.140 40.049 29.263 235.3 23:54.738							12 1:39.207 30.126 39.992 29.089 233.3 25:33.945							13 1:39.356 30.219 39.961 29.176 233.8 27:13.301																																									
1	2:30.935	1:13.796	45.839	31.300	138.6	2:30.935	2	1:43.857	32.103	41.501	30.253	229.8	4:14.792	3	1:41.798	30.935	41.167	29.696	233.8	5:56.590	4	1:41.982	30.644	40.643	30.695	234.3	7:38.572	5	1:41.712	31.236	40.679	29.797	232.8	9:20.284	6	1:47.671 B	30.530	40.444	36.697	234.8	11:07.955	7	6:04.203	4:48.028	44.937	31.238	150.6	17:12.158	8	1:42.276	31.573	41.028	29.675	229.8	18:54.434	9	1:41.091	30.503	40.252	30.																																																																								



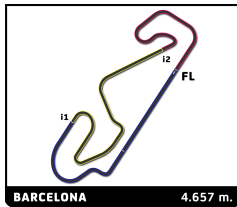
# EURO CUP 3

## RACING WEEKEND BARCELONA

### Entrenamiento Libre 2

### Sector Analysis

_ Invalidated Lap							■ Personal Best							■ Session Best							■ Crossing the pit lane													
Lap	Time	Sector 1	Sector 2	Sector 3	T.Spd	Elapsed	Lap	Time	Sector 1	Sector 2	Sector 3	T.Spd	Elapsed	Lap	Time	Sector 1	Sector 2	Sector 3	T.Spd	Elapsed	Lap	Time	Sector 1	Sector 2	Sector 3	T.Spd	Elapsed							
<b>13 Daniel Nogales</b> ESP																																		
Drivex														Tatuus F3-T318-EC3																				
1	4:12.092	2:44.446	48.613	39.033	141.2	4:12.092	7	2:26.710	1:04.858	39.396	42.456	159.5	13:17.414																					
2	1:40.944	31.208	40.323	29.413	231.3	5:53.036	8	2:24.060	1:02.588	39.768	41.704	166.2	15:41.474																					
3	1:39.788	30.301	40.255	29.232	232.8	7:32.824	9	6:11.696	4:51.020	48.258	32.418	137.6	21:53.170																					
4	1:38.683	30.152	39.483	29.048	233.8	9:11.507	10	1:44.303	33.578	41.423	29.302	187.5	23:37.473																					
5	1:39.411	30.040	40.298	29.073	235.3	10:50.918	11	1:50.379	30.237	40.852	39.290	234.3	25:27.852																					
6	1:38.438	29.842	39.538	29.058	234.8	12:29.356	12	3:23.085	2:09.358	44.793	28.934	161.4	28:50.937																					
7	1:51.393	30.067	41.148	40.178	231.8	14:20.749	13	1:37.239	29.667	39.085	28.487	233.8	30:28.176																					
8	11:49.285	...	46.828	32.431	128.9	26:10.034	14	1:36.743	29.472	38.904	28.367	234.8	32:04.919																					
9	1:45.280	33.281	42.394	29.605	192.5	27:55.314	15	1:36.559	29.357	38.893	28.309	235.3	33:41.478																					
10	1:38.636	30.060	39.666	28.910	232.8	29:33.950	16	1:36.439	29.378	38.756	28.305	235.8	35:17.917																					
11	1:38.228	29.837	39.366	29.025	233.3	31:12.178	17	1:40.852	29.334	42.978	28.540	235.3	36:58.769																					
12	1:40.327	29.881	40.097	30.349	234.8	32:52.505	18	1:36.915	29.430	39.137	28.348	234.8	38:35.684																					
13	1:37.614	29.709	39.228	28.677	234.8	34:30.119	19	1:57.719	33.491	39.305	44.923	234.8	40:33.403																					
14	1:37.238	29.598	39.103	28.537	236.3	36:07.357																												
15	1:42.137	29.610	42.888	29.639	235.8	37:49.494																												
16	1:37.365	29.665	39.068	28.632	232.8	39:26.859																												
17	1:37.629	29.722	39.185	28.722	232.8	41:04.488																												
<b>14 Tasanapol Inthrapuvasak</b> THA																																		
Campos Racing														Tatuus F3-T318-EC3																				
1	2:07.656	49.578	46.473	31.605	163.1	2:07.656	7	8:21.028	7:06.183	44.116	30.729	132.8	19:09.298																					
2	1:45.537	33.134	42.300	30.103	209.3	3:53.193	8	1:42.181	31.470	41.239	29.472	230.8	20:51.479																					
3	1:54.110	30.655	40.316	43.139	233.8	5:47.303	9	1:39.982	30.054	40.142	29.786	233.3	22:31.461																					
4	2:11.129	1:00.957	40.758	29.414	165.9	7:58.432	10	1:37.096	29.633	38.856	28.607	234.8	24:08.557																					
5	1:38.952	29.963	39.972	29.017	234.8	9:37.384	11	1:36.736	29.500	38.786	28.450	235.8	25:45.293																					
6	1:38.739	29.747	39.699	29.293	234.3	11:16.123	12	1:36.735	29.408	38.900	28.427	235.3	27:22.028																					
7	1:50.617	31.046	42.671	36.900	235.3	13:06.740	13	1:36.426	29.397	38.733	28.296	232.8	28:58.454																					
8	6:23.906	5:06.703	46.304	30.899	154.3	19:30.646	14	1:39.658	29.451	40.949	29.258	234.3	30:38.112																					
9	1:43.108	31.960	41.403	29.745	231.3	21:13.754	15	1:36.558	29.527	38.630	28.401	234.3	32:14.670																					
10	1:37.618	29.728	39.254	28.636	236.8	22:51.372	16	1:36.686	29.386	38.906	28.394	235.8	33:51.356																					
11	1:42.515	30.078	40.295	32.142	236.8	24:33.887	17	1:46.451	29.569	39.468	37.414	237.4	35:37.807																					
12	1:37.242	29.430	39.069	28.743	237.9	26:11.129																												
13	1:37.981	29.850	39.334	28.797	238.4	27:49.110																												
14	1:36.467	29.314	38.837	28.316	237.4	29:25.577																												
15	1:51.434	29.721	46.273	35.440	237.4	31:17.011																												
16	1:36.673	29.357	38.898	28.418	237.9	32:53.684																												
17	1:53.232	34.661	47.298	31.273	240.0	34:46.916																												
18	1:36.703	29.431	38.906	28.366	237.9	36:23.619																												
19	1:41.514	29.680	41.687	30.147	239.5	38:05.133																												
<b>24 Mari Boya</b> ESP																																		
MP Motorsport														Tatuus F3-T318-EC3																				
1	2:17.332	1:02.395	44.482	30.455	150.8	2:17.332	7	1:38.884	29.873	39.834	29.177	233.3	31:20.905																					
2	1:49.945	34.064	41.769	34.112	185.9	4:07.277	8	1:39.422	29.931	39.785	29.706	231.3	33:00.327																					
3	1:38.861	30.029	39.865	28.967	233.3	5:46.138	9	1:40.090	30.342	39.904	29.844	229.8	34:40.417																					
4	1:38.221	29.895	39.395	28.931	237.4	7:24.359	10	1:38.861	29.945	39.722	29.194	232.3	36:19.278																					
5	1:37.876	29.673	39.305	28.898	235.8	9:02.235																												
6	1:48.469	29.728	39.312	39.429	236.8	10:50.704																												
<b>25 Sebastian Ogaard</b> DNK																																		
MP Motorsport														Tatuus F3-T318-EC3																				
1	2:14.732	57.564	45.546	31.622	153.6	2:14.732	7	1:38.795	30.074	39.712	29.009	235.3	9:00.800																					
2	1:49.466	32.780	43.966	32.720	203.8	4:04.198	8	1:42.482	31.450	41.122	29.910	232.8	28:02.941																					
3	1:39.284	29.965	39.615	29.704	235.3	5:43.482	9	1:42.482	31.450	41.122	29.910	232.8	28:02.941																					
4	1:38.523	30.090	39.401	29.032	230.8	7:22.005	10	1:39.080	29.967	39.970	29.143	232.8	29:42.021																					
5	1:38.795	30.074	39.712	29.009	235.3	9:00.800	11	1:38.884	29.873	39.834	29.177	233.3	31:20.905																					
6	1:47.470	29.628	39.305	38.537	235.3	10:48.270	12	1:39.422	29.931	39.785	29.706	231.3	33:00.327																					
7	8:21.028	7:06.183	44.116	30.729	132.8	19:09.298	13	1:40.090	30.342	39.904	29.844	229.8	34:40.417																					
8	1:42.181	31.470	41.239	29.472	230.8	20:51.479	14	1:38.861	29.945	39.722	29.194	232.3	36:19.278																					
9	1:39.982	30.054	40.142	29.786	233.3	22:31.461																												
10	1:37.096	29.633	38.856	28.607	234.8	24:08.557																												
11	1:36.736	29.500	38.786	28.450	235.8	25:45.293																												
12	1:36.735	29.408	38.900	28.427	235.3	27:22.028																												
13	1:36.426	29.397	38.733	28.296	232.8	28:58.454																												
14	1:39.658	29.451	40.949	29.258	234.3	30:38.112																												
15	1:36.558	29.527	38.630	28.401	234.3	32:14.670																												
16	1:36.686	29.386	38.906	28.394	235.8	33:51.356																												
17	1:46.451	29.569	39.468	37.414	237.4	35:37.807																												
<b>26 Jorge Campos</b> MEX																																		
Palou Motorsport														Tatuus F3-T318-EC3																				
1	20:56.118	...	47.311	32.352	138.5	20:56.118	7	1:38.884	29.873	39.834	29.177	233.3	31:20.905																					
2	1:44.500	32.639	42.039	29.822	213.9	22:40.618	8	1:39.422	29.931	39.785	29.706	231.3	33:00.327																					
3	1:58.289	46.453	42.233	29.603	230.3	24:38.907	9	1:40.090	30.342	39.904	29.844	229.8	34:40.417																					
4	1:41.552	30.322	40.352	30.878	230.8	26:20.459	10	1:38.861	29.945	39.722	29.194	232.3	36:19.278																					
5	1:42.482	31.450	41.122	29.910	232.8	28:02.941																												
6	1:39.080	29.967	39.970	29.143	232.8	29:42.021																												
7	1:38.884	29.873	39.834	29.177	233.3	31:20.905																												
8	1:39.422	29.931	39.785	29.706	231.3	33:00.327																												
9	1:40.090	30.342	39.904	29.844	229.8	34:40.417																												
10	1:38.861	29.945	39.722	29.194	232.3	36:19.278																												
<b>28 Francesco Braschi</b> ITA																																		
Campos Racing														Tatuus F3-T318-EC3																				
1	2:08.219	51.798	45.030	31.391	169.3	2:08.219	7	1:39.458	30.286	40.039	29.133	232.8	12:14.517																					
2	1:45.853	33.194	42.479	30.180	214.7	3:54.072	8	1:38.474	30.126	39.492	28.856	233.3	13:52.991																					
3	1:40.315	30.652	40.391	29.265	233.8	5:34.387																												
4	1:43.173	32.927	41.041	29.205	233.8	7:17.560																												
5	1:38.747	29.987	39.776	28.984	233.8	8:56.307																												
6	1:38.752	30.013	39.720	29.019	234.3	10:35.059																												
7	1:39.458	30.286	40.039	29.133	232.8	12:14.517																												
8	1:38.474	30.126	39.492	28.856	233.3	13:52.991																												



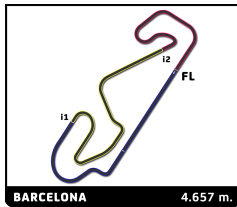
# EURO CUP 3

## RACING WEEKEND BARCELONA

### Entrenamiento Libre 2

### Sector Analysis

_ Invalidated Lap							■ Personal Best							■ Session Best							B Crossing the pit lane						
Lap	Time	Sector 1	Sector 2	Sector 3	T.Spd	Elapsed	Lap	Time	Sector 1	Sector 2	Sector 3	T.Spd	Elapsed	Lap	Time	Sector 1	Sector 2	Sector 3	T.Spd	Elapsed	Lap	Time	Sector 1	Sector 2	Sector 3	T.Spd	Elapsed
9	1:52.106 B	29.954	39.702	42.450	233.8	15:45.097	19	<u>1:45.981</u>	<u>30.068</u>	41.259	<u>34.654</u>	232.8	37:52.145														
10	4:08.396	2:52.458	45.584	30.354	167.2	19:53.493	20	<u>1:38.765</u>	<u>29.974</u>	39.423	<u>29.368</u>	233.8	39:30.910														
11	1:41.580	31.692	40.578	29.310	187.5	21:35.073	21	<u>1:54.869 B</u>	<u>32.558</u>	44.181	38.130	232.8	41:25.779														
12	<u>1:37.430</u>	29.721	39.091	28.618	233.8	23:12.503	<b>52 Suleiman Zanfari</b> MAR																				
13	<u>1:37.654</u>	29.585	39.444	<u>28.625</u>	233.8	24:50.157	Campos Racing Tatuus F3-T318-EC3																				
14	<u>1:37.091</u>	<u>29.667</u>	38.969	<u>28.455</u>	233.8	26:27.248	1	2:10.111	50.534	46.900	32.677	166.2	2:10.111														
15	<u>1:36.867</u>	<u>29.502</u>	<u>38.895</u>	<u>28.470</u>	234.3	28:04.115	2	1:48.709	34.009	43.429	31.271	204.5	3:58.820														
16	<u>1:46.872 B</u>	<u>30.759</u>	39.565	36.548	236.3	29:50.987	3	1:44.667	32.328	41.607	30.732	211.4	5:43.487														
17	5:00.541	3:51.584	39.604	29.353	175.6	34:51.528	4	1:53.579	36.744	47.217	29.618	180.0	7:37.066														
18	<u>1:37.311</u>	29.713	<u>39.088</u>	<u>28.510</u>	234.8	36:28.839	5	1:39.035	30.023	39.836	29.176	231.8	9:16.101														
19	<u>1:37.730</u>	<u>29.473</u>	38.947	<u>29.310</u>	235.3	38:06.569	6	1:38.764	29.906	39.612	29.246	233.8	10:54.865														
20	<u>1:39.748</u>	<u>30.970</u>	39.178	<u>29.600</u>	227.8	39:46.317	7	1:46.851 B	30.016	39.643	37.192	233.3	12:41.716														
21	<u>1:37.286</u>	<u>29.758</u>	38.960	28.568	233.3	41:23.603	8	7:53.678	6:38.209	43.989	31.480	164.9	20:35.394														
<b>34 Dario Cabanelas</b> ESP							Palou Motorsport Tatuus F3-T318-EC3							Miron Pingasov													
Sainteloc Racing							Miron Pingasov							Palou Motorsport													
1	2:26.747	1:08.602	45.587	32.558	161.9	2:26.747	1	2:29.720	1:13.086	44.894	31.740	142.1	2:29.720														
2	1:55.855 B	32.052	42.299	41.504	228.3	4:22.602	2	1:49.925	31.594	40.826	37.505	221.3	4:19.645														
3	2:25.917	1:11.759	41.451	32.707	138.8	6:48.519	3	<u>1:39.853</u>	30.547	<u>40.092</u>	29.214	231.3	5:59.498														
4	1:39.859	30.603	39.945	29.311	230.8	8:28.378	4	<u>1:39.277</u>	30.094	<u>39.744</u>	29.439	233.3	7:38.775														
5	1:39.151	30.115	39.707	29.329	232.3	10:07.529	5	1:38.741	30.079	39.648	29.014	237.9	9:17.516														
6	1:56.830 B	30.563	42.642	43.625	232.8	12:04.359	6	1:47.253 B	30.181	41.163	35.909	236.3	11:04.769														
7	7:39.451	6:23.957	44.086	31.408	156.3	19:43.810	7	7:01.654	5:45.827	45.013	30.814	140.8	18:06.423														
8	1:41.194	31.182	40.404	29.608	228.8	21:25.004	8	1:42.184	31.554	41.200	29.430	218.6	19:48.607														
9	1:38.557	30.191	39.417	28.949	231.3	23:03.561	9	<u>1:41.382</u>	29.939	<u>39.630</u>	31.813	233.3	21:29.989														
10	<u>1:37.695</u>	29.842	39.105	<u>28.748</u>	232.8	24:41.256	10	<u>1:37.857</u>	29.891	<u>39.115</u>	28.851	231.3	23:07.846														
11	<u>1:37.670</u>	<u>29.742</u>	<u>39.077</u>	28.851	234.3	26:18.926	11	<u>1:37.779</u>	29.880	<u>39.160</u>	28.739	234.8	24:45.625														
12	<u>1:38.036</u>	29.644	39.183	<u>29.209</u>	234.3	27:56.962	12	<u>1:37.391</u>	29.656	<u>39.047</u>	<u>28.688</u>	235.3	26:23.016														
13	<u>1:50.364</u>	<u>33.861</u>	46.614	<u>29.889</u>	235.3	29:47.326	13	<u>4:48.783 B</u>	29.809	<u>39.757</u>	3:39.217	236.3	31:11.799														
14	<u>1:37.951</u>	29.770	<u>39.341</u>	<u>28.840</u>	233.8	31:25.277	14	2:02.750	51.061	42.290	29.399	157.7	33:14.549														
15	<u>1:37.822</u>	<u>29.751</u>	39.231	<u>28.840</u>	233.3	33:03.099	15	1:37.752	29.797	39.192	28.763	235.3	34:52.301														
16	1:40.615	29.800	40.258	30.557	234.3	34:43.714	16	1:39.598	<u>29.629</u>	39.250	30.719	238.4	36:31.899														
17	<u>1:37.897</u>	29.785	39.257	28.855	234.8	36:21.611	17	1:37.672	29.739	39.183	28.750	237.4	38:09.571														
18	1:37.898	<u>29.639</u>	39.225	29.034	236.3	37:59.509	18	1:40.716	31.405	40.368	28.943	236.3	39:50.287														
19	1:48.399	33.877	45.231	29.291	233.8	39:47.908	19	<u>1:44.906 B</u>	29.684	<u>39.163</u>	36.059	236.8	41:35.193														
20	1:38.389	30.179	39.335	28.875	234.8	41:26.297	<b>55 Miron Pingasov</b> ESP						Giorgios Markogiannis														
MP Motorsport							Palou Motorsport						Palou Motorsport														
<b>35 Sebastian Gravlund</b> DNK							Palou Motorsport						GRC														
MP Motorsport							Palou Motorsport						Palou Motorsport														
1	2:18.482	1:02.786	44.861	30.835	141.5	2:18.482	1	5:00.572	3:45.429	43.806	31.337	160.2	5:00.572														
2	1:50.630	33.661	41.448	35.521	194.2	4:09.112	2	1:42.415	32.000	40.691	29.724	209.3	6:42.987														
3	1:40.457	30.808	40.090	29.559	231.3	5:49.569	3	1:39.924	30.600	40.061	29.263	228.8	8:22.911														
4	1:40.194	30.691	40.118	29.385	231.3	7:29.763	4	1:39.482	30.246	39.860	29.376	230.3	10:02.393														
5	1:39.632	30.320	39.714	29.598	232.3	9:09.395	5	1:39.170	30.230	39.789	29.151	230.8	11:41.563														
6	<u>1:39.507</u>	30.361	<u>39.876</u>	29.270	232.3	10:48.902	6	1:39.171	30.254	39.756	29.161	230.8	13:20.734														
7	1:46.834 B	30.432	39.884	36.518	231.8	12:35.736																					
8	6:49.971	5:29.432	45.501	35.038	106.2	19:25.707																					
9	1:46.019	32.449	42.928	30.642	208.9	21:11.726																					
10	1:42.858	31.795	41.455	29.608	232.3	22:54.584																					
11	1:41.439	30.561	39.655	31.223	232.8	24:36.023																					
12	1:38.203	30.018	39.312	28.873	233.8	26:14.226																					
13	1:38.114	29.874	39.300	28.940	233.8	27:52.340																					
14	<u>1:37.849</u>	<u>29.860</u>	39.130	<u>28.859</u>	233.3	29:30.189																					
15	1:41.155	30.058	40.823	30.274	233.3	31:11.344																					
16	<u>1:38.538</u>	30.268	<u>39.353</u>	28.917	231.3	32:49.882																					
17	<u>1:38.270</u>	29.931	39.345	<u>28.994</u>	232.8	34:28.152																					
18	<u>1:38.012</u>	<u>29.977</u>	<u>39.097</u>	<u>28.938</u>	233.3	36:06.164																					



**EURO CUP 3**  
**RACING WEEKEND BARCELONA**  
 Entrenamiento Libre 2

Sector Analysis

\_ Invalidated Lap   
 ■ Personal Best   
 ■ Session Best   
 B Crossing the pit lane

Lap	Time	Sector 1	Sector 2	Sector 3	T.Spd	Elapsed	Lap	Time	Sector 1	Sector 2	Sector 3	T.Spd	Elapsed
7	1:49.855 <b>B</b>	30.189	40.105	39.561	229.8	15:10.589							
8	9:40.476	8:15.532	49.379	35.565	123.3	24:51.065							
9	1:48.142	34.074	42.962	31.106	216.4	26:39.207							
10	1:40.123	30.664	40.132	29.327	233.3	28:19.330							
11	1:39.045	30.289	39.830	28.926	230.8	29:58.375							
12	1:47.843	29.889	39.543	38.411	234.3	31:46.218							
13	<u>1:38.199</u>	30.042	<u>39.391</u>	<b>28.766</b>	232.8	33:24.417							
14	1:38.324	29.813	39.649	28.862	234.3	35:02.741							
15	<b>1:38.134</b>	29.762	39.451	28.921	236.3	36:40.875							
16	1:38.180	<b>29.759</b>	<b>39.377</b>	29.044	234.3	38:19.055							
17	1:39.189	30.089	40.006	29.094	235.8	39:58.244							
18	1:38.500	29.914	39.575	29.011	236.8	41:36.744							

**64** **Nick Gilkes** CAN

Drivex Tatuus F3-T318-EC3

1	<u>2:46.633</u>	1:32.978	42.908	<u>30.747</u>	167.7	2:46.633
2	<u>1:41.238</u>	<u>30.878</u>	40.732	<u>29.628</u>	229.3	4:27.871
3	<u>1:39.722</u>	<u>30.470</u>	39.935	29.317	231.8	6:07.593
4	1:39.042	30.174	39.655	29.213	232.3	7:46.635
5	<u>1:39.625</u>	30.124	39.709	<u>29.792</u>	233.8	9:26.260
6	<u>1:39.221</u>	<u>30.489</u>	39.630	29.102	231.8	11:05.481
7	1:38.644	30.104	39.404	29.136	231.8	12:44.125
8	1:52.274 <b>B</b>	29.936	39.476	42.862	232.8	14:36.399
9	7:21.775	6:04.807	45.293	31.675	136.7	21:58.174
10	1:42.328	31.751	40.821	29.756	219.1	23:40.502
11	1:40.115	30.175	39.647	30.293	231.3	25:20.617
12	1:38.000	29.923	39.270	28.807	230.8	26:58.617
13	1:37.705	29.817	39.134	28.754	232.3	28:36.322
14	1:37.446	29.744	39.147	<b>28.555</b>	234.3	30:13.768
15	<b>1:37.293</b>	29.603	<b>39.048</b>	28.642	234.3	31:51.061
16	1:42.385	29.667	40.658	32.060	235.8	33:33.446
17	1:37.406	29.735	39.116	28.555	234.3	35:10.852

**99** **Jose Antonio Garfias** MEX

MP Motorsport Tatuus F3-T318-EC3

1	19:17.667	...	45.440	31.997	142.5	19:17.667
2	1:48.689	34.961	43.671	30.057	135.2	21:06.356
3	1:43.107	30.107	42.509	30.491	233.3	22:49.463
4	1:40.579	30.571	39.711	30.297	234.3	24:30.042
5	1:36.938	29.561	38.950	28.427	234.8	26:06.980
6	<u>1:36.620</u>	29.410	38.852	<u>28.358</u>	235.8	27:43.600
7	<u>1:36.722</u>	<u>29.470</u>	38.902	<b>28.350</b>	236.3	29:20.322
8	1:46.423	29.459	45.600	31.364	236.8	31:06.745
9	1:37.160	29.803	38.831	28.526	232.3	32:43.905
10	1:36.785	29.494	38.811	28.480	234.8	34:20.690
11	1:36.791	29.511	<b>38.734</b>	28.546	235.3	35:57.481
12	<b>1:36.649</b>	<b>29.317</b>	38.855	28.477	235.3	37:34.130
13	1:36.701	29.479	38.774	28.448	234.8	39:10.831
14	1:36.965	29.550	38.853	28.562	235.8	40:47.796