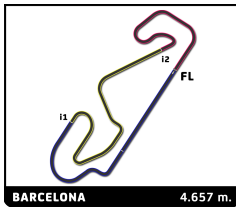


CLIO CUP SERIES  
RACING WEEKEND BARCELONA  
Test Colectivo 1

Sector Analysis

_ Invalidated Lap							■ Personal Best							■ Session Best							■ Crossing the pit lane						
Lap	Time	Sector 1	Sector 2	Sector 3	T.Sp	Elapsed	Lap	Time	Sector 1	Sector 2	Sector 3	T.Sp	Elapsed	Lap	Time	Sector 1	Sector 2	Sector 3	T.Sp	Elapsed	Lap	Time	Sector 1	Sector 2	Sector 3	T.Sp	Elapsed
<b>1</b>	<b>Anthony JURADO</b>						FRA	<b>8</b>	<b>Joaquin RODRIGO</b>						ESP												
Milan Competition Renault CLIO R.S.LINE							Team VRT Renault CLIO R.S.LINE																				
1	3:14.416	1:33.502	1:00.617	40.297	110.5	3:14.416	1	2:49.060	1:03.629	1:01.494	43.937	76.2	2:49.060														
2	2:14.010	42.384	51.713	39.913	172.8	5:28.426	2	2:20.776	46.752	53.582	40.442	137.1	5:09.836														
3	2:02.685	37.193	49.119	36.373	209.7	7:31.111	3	2:15.078	41.787	52.485	40.806	168.2	7:24.914														
4	2:02.581	37.287	48.710	36.584	210.9	9:33.692	4	2:09.109	38.566	51.761	38.782	205.7	9:34.023														
5	2:02.276	<b>37.073</b>	48.759	36.444	206.1	11:35.968	5	2:07.647	38.894	50.464	38.289	189.1	11:41.670														
6	<u>2:01.627</u>	37.079	48.659	<b>35.889</b>	206.1	13:37.595	6	2:09.579	38.708	52.711	38.160	207.3	13:51.249														
7	<b>3:12.455B</b>	<b>36.983</b>	1:13.877	1:21.595	207.3	16:50.050	7	<b>3:23.492B</b>	40.052	1:10.515	1:32.925	206.5	17:14.741														
8	4:11.370	2:41.923	50.522	38.925	140.1	21:01.420	8	3:13.322	1:41.612	52.777	38.933	132.5	20:28.063														
9	<b>2:01.944</b>	37.084	<b>48.589</b>	36.271	209.3	23:03.364	9	2:07.627	39.667	<b>50.087</b>	37.873	200.4	22:35.690														
10	2:02.450	37.167	49.138	<b>36.145</b>	205.3	25:05.814	10	<b>2:06.134</b>	37.741	50.215	38.178	205.7	24:41.824														
11	<u>2:04.684</u>	<b>37.768</b>	49.755	37.161	200.0	27:10.498	11	2:06.179	37.975	50.492	<b>37.712</b>	205.3	26:48.003														
							12	2:45.031B	<b>37.670</b>	1:02.815	1:04.546	206.9	29:33.034														
<b>2</b>	<b>Florian CORUBLE</b>						FRA	<b>12</b>	<b>Gabriele TORELLI</b>						ITA												
GM Sport Renault CLIO R.S.LINE							Rangoni Corse Renault CLIO R.S.LINE																				
1	3:19.962	1:41.947	57.686	40.329	105.4	3:19.962	1	3:12.131	1:28.089	1:02.142	41.900	85.2	3:12.131														
2	2:11.324	39.115	53.307	38.902	203.4	5:31.286	2	2:12.714	43.407	51.962	37.345	162.9	5:24.845														
3	2:05.230	37.958	49.900	37.372	208.9	7:36.516	3	<u>2:03.277</u>	37.691	<u>49.552</u>	36.034	204.5	7:28.122														
4	2:03.261	37.506	49.657	<b>36.098</b>	212.6	9:39.777	4	2:01.721	36.870	48.944	35.907	206.9	9:29.843														
5	<b>2:02.037</b>	36.765	49.090	36.182	210.5	11:41.814	5	2:01.755	36.846	49.189	35.720	206.5	11:31.598														
6	2:04.430	36.694	<b>48.637</b>	39.099	210.9	13:46.244	6	2:01.049	36.793	48.653	<b>35.603</b>	207.3	13:32.647														
7	3:32.108B	47.491	1:10.445	1:34.172	130.1	17:18.352	7	8:07.104B	36.733	49.666	6:40.705	207.7	21:39.751														
8	6:25.483	4:59.892	49.229	36.362	142.3	23:43.835	8	2:01.040	36.665	48.652	35.723	211.8	23:40.791														
9	<u>2:02.214</u>	36.706	<b>48.786</b>	36.722	208.5	25:46.049	9	<b>2:00.935</b>	<b>36.376</b>	<b>48.588</b>	35.971	215.1	25:41.726														
10	2:17.293B	<b>36.676</b>	48.668	51.949	211.8	28:03.342																					
<b>4</b>	<b>Julien BAZIRET</b>						FRA	<b>15</b>	<b>David POUGET</b>						FRA												
Baziret Sport Renault CLIO R.S.LINE							GPA Racing Renault CLIO R.S.LINE																				
1	3:35.980	1:50.008	1:03.770	42.202	111.2	3:35.980	1	3:31.364	1:52.343	59.617	39.404	106.6	3:31.364														
2	2:21.676	38.991	1:03.687	38.998	203.0	5:57.656	2	2:06.500	40.184	50.182	36.134	192.5	5:37.864														
3	2:06.348	38.292	51.000	37.056	203.8	8:04.004	3	2:03.129	36.879	50.150	36.100	207.3	7:40.993														
4	2:04.121	37.518	49.878	36.725	207.3	10:08.125	4	<b>2:01.119</b>	<b>36.391</b>	48.665	36.063	208.1	9:42.112														
5	2:03.968	37.598	49.766	36.604	212.2	12:12.093	5	2:01.319	36.580	48.669	36.070	215.1	11:43.431														
6	2:03.204	37.298	49.242	36.664	204.9	14:15.297	6	2:08.885	36.515	48.625	43.745	214.3	13:52.316														
7	3:16.942B	37.328	58.252	1:41.362	204.9	17:32.239	7	3:14.422B	36.605	1:08.487	1:29.330	210.5	17:06.738														
8	4:28.930	3:02.429	49.683	36.818	120.8	22:01.169	8	4:51.225	3:23.230	51.133	36.862	105.6	21:57.963														
9	2:02.514	<b>36.720</b>	49.334	36.460	208.1	24:03.683	9	2:01.194	36.787	48.458	35.949	205.7	23:59.157														
10	<b>2:02.370</b>	36.755	49.221	<b>36.394</b>	211.8	26:06.053	10	2:01.172	36.822	<b>48.447</b>	<b>35.903</b>	206.9	26:00.329														
11	2:39.243B	36.809	<b>49.059</b>	1:13.375	208.9	28:45.296	11	2:34.143B	36.628	50.172	1:07.343	206.9	28:34.472														
<b>5</b>	<b>Nicolas MILAN</b>						FRA	<b>16</b>	<b>Lionel VIGUIER</b>						FRA												
Milan Competition Renault CLIO R.S.LINE							T2CM Renault CLIO R.S.LINE																				
1	3:13.573	1:32.121	1:00.781	40.671	105.2	3:13.573	1	3:19.755	1:41.243	57.250	41.262	85.3	3:19.755														
2	2:13.118	42.476	51.777	38.865	173.9	5:26.691	2	2:12.561	40.015	53.605	38.941	197.8	5:32.316														
3	2:02.381	37.055	49.173	36.153	211.4	7:29.072	3	2:05.337	37.551	50.427	37.359	207.7	7:37.653														
4	2:05.063	38.189	49.237	37.637	212.2	9:34.135	4	2:04.169	37.442	49.789	36.938	206.5	9:41.822														
5	2:04.153	38.163	49.513	36.477	204.5	11:38.288	5	2:03.031	37.383	49.090	36.558	213.0	11:44.853														
6	<b>2:01.763</b>	37.022	<b>48.688</b>	<b>36.053</b>	208.9	13:40.051	6	2:02.829	36.869	49.325	36.635	210.1	13:47.682														
7	3:11.892B	<b>36.698</b>	1:12.519	1:22.675	208.9	16:51.943	7	3:12.153B	<b>36.763</b>	1:09.704	1:25.686	210.1	16:59.835														
8	4:10.083	2:40.627	50.920	38.536	138.3	21:02.026	8	5:02.637	3:35.143	50.029	37.465	143.6	22:02.472														
9	2:02.214	36.997	49.037	36.180	209.7	23:04.240	9	<b>2:02.193</b>	36.841	48.938	<b>36.414</b>	213.0	24:04.665														
10	2:02.054	36.864	48.993	36.197	212.2	25:06.294	10	2:02.385	37.038	<b>48.827</b>	36.520	209.3	26:07.050														
11	<u>2:01.826</u>	36.845	<b>48.923</b>	36.058	210.5	27:08.120	11	2:42.241B	36.880	49.705	1:15.656	212.6	28:49.291														
12	3:08.998B	51.969	1:11.936	1:05.093	135.0	30:17.118																					



CLIO CUP SERIES  
RACING WEEKEND BARCELONA  
Test Colectivo 1

Sector Analysis

— Invalidated Lap

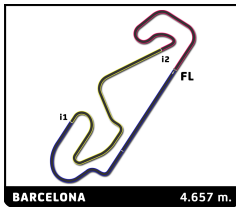
■ Personal Best

■ Session Best

B Crossing the pit lane

Lap	Time	Sector 1	Sector 2	Sector 3	T.Spd	Elapsed	Lap	Time	Sector 1	Sector 2	Sector 3	T.Spd	Elapsed		
<b>21</b>	<b>Stephan POLDERMAN</b> NLD														
AST Competition						Renault CLIO R.S.LINE									
1	3:04.289	1:17.050	1:03.454	43.785	92.4	3:04.289	11	2:37.585 B	37.021	49.315	1:11.249	210.1	28:40.681		
2	2:16.206	41.783	55.166	39.257	148.6	5:20.495	<b>26</b>	<b>Alex ROYO</b> ESP							
3	2:09.776	38.512	53.399	37.865	206.5	7:30.271	Team VRT						Renault CLIO R.S.LINE		
4	2:10.020	38.540	51.322	40.158	208.1	9:40.291	1	2:38.496	57.887	57.936	42.673	90.6	2:38.496		
5	<b>2:02.858</b>	37.461	49.098	<b>36.299</b>	210.9	11:43.149	2	2:13.208	41.065	53.138	39.005	197.8	4:51.704		
6	2:03.066	37.344	49.058	36.664	210.5	13:46.215	3	2:08.604	39.426	50.983	38.195	202.2	7:00.308		
7	3:11.902 B	37.184	1:07.997	1:26.721	206.9	16:58.117	4	2:06.022	39.053	49.662	37.307	203.8	9:06.330		
8	3:59.479	2:12.648	1:06.511	40.320	143.8	20:57.596	5	2:04.569	37.852	49.143	37.574	204.2	11:10.899		
9	2:06.195	37.035	52.638	36.522	206.9	23:03.791	6	2:04.626	38.088	49.631	36.907	196.4	13:15.525		
10	2:04.810	37.036	50.951	36.823	210.9	25:08.601	7	2:29.433 B	37.236	49.669	1:02.528	206.9	15:44.958		
11	2:03.655	<b>36.599</b>	<b>48.767</b>	38.289	210.1	27:12.256	8	4:33.927	3:06.325	49.876	37.726	134.3	20:18.885		
<b>22</b>	<b>Lydia SEMPERE</b> ESP														
AST Competition						Renault CLIO R.S.LINE									
1	3:09.115	1:21.693	1:04.054	43.368	74.2	3:09.115	9	2:03.546	37.398	49.379	<b>36.769</b>	202.2	22:22.431		
2	2:25.428	45.700	57.549	42.179	153.0	5:34.543	10	<b>2:03.403</b>	37.273	49.108	37.022	204.2	24:25.834		
3	2:11.960	40.223	52.778	38.959	196.7	7:46.503	11	2:05.809	37.385	<b>48.976</b>	39.448	204.9	26:31.643		
4	2:07.347	38.759	50.692	37.896	204.5	9:53.850	12	2:35.168 B	<b>37.031</b>	1:00.497	57.640	210.5	29:06.811		
5	2:06.808	38.295	50.732	37.781	203.8	12:00.658	<b>28</b>	<b>David PAJOT</b> FRA							
6	2:06.576	38.333	50.720	37.523	202.6	14:07.234	Pajot Team						Renault CLIO R.S.LINE		
7	3:21.865 B	38.097	1:04.674	1:39.094	205.3	17:29.099	1	3:17.257	1:36.487	58.829	41.941	79.5	3:17.257		
8	3:06.557	1:38.469	50.524	37.564	138.8	20:35.656	2	2:12.949	40.729	52.733	39.487	194.2	5:30.206		
9	2:05.944	38.660	50.008	<b>37.276</b>	202.2	22:41.600	3	2:08.179	38.818	51.090	38.271	207.7	7:38.385		
10	2:05.491	38.260	<b>49.901</b>	37.330	204.5	24:47.091	4	2:05.132	37.856	49.941	<b>37.335</b>	205.7	9:43.517		
11	<b>2:05.377</b>	<b>37.946</b>	50.074	37.357	204.5	26:52.468	5	<b>2:04.123</b>	37.377	<b>49.288</b>	37.458	206.5	11:47.640		
12	2:44.517 B	38.726	1:01.031	1:04.760	202.6	29:36.985	6	2:07.140	38.968	49.493	38.679	199.6	13:54.780		
<b>23</b>	<b>Jordi PALOMERAS</b> ESP														
Milan Competition						Renault CLIO R.S.LINE									
1	3:13.067	1:28.830	1:02.998	41.239	78.4	3:13.067	7	<del>7:41.307 B</del>	37.507	1:10.597	<del>5:53.203</del>	206.9	21:36.087		
2	2:13.453	41.763	51.231	40.459	176.2	5:26.520	8	2:04.415	37.470	49.551	37.394	206.9	23:40.502		
3	2:04.042	37.848	49.695	36.499	206.5	7:30.562	9	<del>2:06.463</del>	<b>37.198</b>	<del>49.871</del>	39.394	205.7	25:46.965		
4	2:03.539	37.210	49.100	37.229	211.8	9:34.101	10	2:22.980 B	37.717	49.913	55.350	208.1	28:09.945		
5	2:02.955	37.643	49.067	36.245	207.3	11:37.056	<b>29</b>	<b>Alexandre FINKELSTEIN</b> FRA							
6	<b>2:01.589</b>	<b>36.689</b>	48.852	<b>36.048</b>	211.8	13:38.645	GPA Racing						Renault CLIO R.S.LINE		
7	3:07.538 B	36.691	1:11.601	1:19.246	211.4	16:46.183	1	3:32.533	1:54.507	58.603	39.423	121.1	3:32.533		
8	4:16.750	2:49.834	48.960	37.956	135.8	21:02.933	2	2:07.120	39.735	50.633	36.752	193.2	5:39.653		
9	2:01.929	36.847	48.992	36.090	211.8	23:04.862	3	2:04.429	37.334	49.816	37.279	205.7	7:44.082		
10	2:02.326	36.906	49.216	36.204	210.1	25:07.188	4	2:02.369	37.066	49.151	36.152	209.7	9:46.451		
11	2:01.891	36.988	<b>48.592</b>	36.311	209.3	27:09.079	5	<b>2:02.101</b>	37.222	48.891	<b>35.988</b>	206.5	11:48.552		
12	3:10.893 B	53.539	1:10.500	1:06.854	131.7	30:19.972	6	2:04.474	36.991	<b>48.728</b>	38.755	210.1	13:53.026		
<b>25</b>	<b>Alexandre ALBOUY</b> FRA														
GPA Racing						Renault CLIO R.S.LINE									
1	3:33.694	1:55.232	58.313	40.149	120.0	3:33.694	7	3:17.491 B	37.074	1:09.487	1:30.930	209.7	17:10.517		
2	2:06.935	39.087	50.780	37.068	194.6	5:40.629	8	4:48.153	3:20.201	50.811	37.141	103.5	21:58.670		
3	2:03.626	37.187	49.572	36.867	208.5	7:44.255	9	2:02.245	37.018	49.007	36.220	207.3	24:00.915		
4	2:02.655	37.263	49.007	36.385	211.8	9:46.910	10	2:02.264	37.161	48.844	36.259	207.7	26:03.179		
5	2:02.154	37.225	<b>48.693</b>	<b>36.236</b>	211.4	11:49.064	11	2:35.354 B	<b>36.591</b>	49.187	1:09.576	211.8	28:38.533		
6	2:04.425	37.128	48.782	38.515	212.6	13:53.489	<b>31</b>	<b>Jeremy BORDAGARAY</b> FRA							
7	3:19.133 B	36.900	1:09.704	1:32.529	213.0	17:12.622	Milan Competition						Renault CLIO R.S.LINE		
8	4:46.549	3:18.603	50.634	37.312	108.4	21:59.171	1	3:13.998	1:32.950	1:00.679	40.369	104.7	3:13.998		
9	2:02.050	36.832	48.901	36.317	209.7	24:01.221	2	2:13.484	42.440	51.735	39.309	163.9	5:27.482		
10	<b>2:01.875</b>	<b>36.701</b>	48.765	36.409	213.4	26:03.096	3	2:04.353	37.559	49.430	37.364	208.1	7:31.835		
							4	2:02.615	37.146	49.047	36.422	209.3	9:34.450		
							5	<del>2:02.186</del>	37.070	<del>48.747</del>	36.369	206.9	11:36.636		
							6	<b>2:01.615</b>	36.804	48.689	<b>36.122</b>	210.5	13:38.251		
							7	3:00.630 B	36.881	1:09.881	1:13.868	210.1	16:38.881		
							8	4:23.837	2:55.012	50.151	38.674	137.1	21:02.718		
							9	2:02.709	37.284	49.250	36.175	209.7	23:05.427		
							10	2:02.414	36.966	49.223	36.225	210.9	25:07.841		





CLIO CUP SERIES  
RACING WEEKEND BARCELONA  
Test Colectivo 1

Sector Analysis

_ Invalidated Lap							■ Personal Best							■ Session Best							■ Crossing the pit lane						
Lap	Time	Sector 1	Sector 2	Sector 3	T.Spd	Elapsed	Lap	Time	Sector 1	Sector 2	Sector 3	T.Spd	Elapsed	Lap	Time	Sector 1	Sector 2	Sector 3	T.Spd	Elapsed	Lap	Time	Sector 1	Sector 2	Sector 3	T.Spd	Elapsed
1	3:37.037	1:57.060	58.057	41.920	132.4	3:37.037	2	2:15.547	44.924	52.040	38.583	156.1	5:25.883	3	2:03.016	37.494	49.193	36.329	206.9	7:28.899	4	2:02.765	37.442	48.854	36.469	208.5	9:31.664
2	2:10.050	39.350	52.037	38.663	202.6	5:47.087	4	2:02.080	36.923	48.857	36.300	206.5	11:33.744	5	2:02.053	37.052	48.859	36.142	206.5	13:35.797	6	2:02.053	37.052	48.859	36.142	206.5	15:37.846
3	2:05.974	38.157	50.142	37.675	202.2	7:53.061	7	8:03.835 B	37.657	49.647	6:36.531	207.7	21:39.632	8	2:02.722	37.360	48.971	36.391	208.1	23:42.354	9	2:03.521	37.622	48.764	37.135	208.5	25:45.875
4	2:04.726	37.623	49.941	37.162	204.2	9:57.787	8	2:02.722	37.360	48.971	36.391	208.1	23:42.354	9	2:03.521	37.622	48.764	37.135	208.5	25:45.875							
5	2:04.270	37.409	49.456	37.405	204.2	12:02.057																					
6	2:04.161	37.300	49.898	36.963	205.3	14:06.218																					
7	3:20.671 B	37.354	1:05.258	1:38.059	204.2	17:26.889																					
8	4:33.060	3:05.000	50.631	37.429	112.1	21:59.949																					
9	2:03.340	37.369	49.323	36.648	208.9	24:03.289																					
10	2:03.402	36.896	49.994	36.512	208.1	26:06.691																					
11	2:42.709 B	37.159	50.506	1:15.044	210.1	28:49.400																					

**91** Luca FRANCA ITA  
MC Motortecnica Renault CLIO R.S.LINE

1	2:50.107	1:06.223	1:01.276	42.608	109.6	2:50.107
2	2:13.095	39.067	53.816	40.212	200.0	5:03.202
3	2:03.064	37.070	49.348	36.646	209.7	7:06.266
4	2:02.394	37.151	49.018	36.225	205.3	9:08.660
5	2:02.328	36.732	48.732	36.864	207.3	11:10.988
6	2:03.190	38.168	49.001	36.021	181.5	13:14.178
7	4:57.397 B	36.849	3:32.630	47.918	207.3	18:11.575
8	6:20.647	4:44.021	50.042	46.584	130.0	24:32.222
9	2:03.167	37.704	49.174	36.289	196.4	26:35.389
10	2:41.134 B	36.578	59.542	1:05.014	210.5	29:16.523

**99** Guillaume MAIO FRA  
GM Sport Renault CLIO R.S.LINE

1	3:18.092	1:40.286	56.310	41.496	72.3	3:18.092
2	2:12.441	40.278	52.927	39.236	199.6	5:30.533
3	2:05.696	37.866	50.073	37.757	211.8	7:36.229
4	2:04.444	37.721	49.941	36.782	210.9	9:40.673
5	2:03.406	37.474	49.142	36.790	211.4	11:44.079
6	2:03.106	37.400	49.192	36.514	209.3	13:47.185
7	3:14.237 B	37.050	1:10.509	1:26.678	207.7	17:01.422
8	4:58.753	3:31.046	50.362	37.345	105.2	22:00.175
9	2:02.336	36.860	49.025	36.451	211.4	24:02.511
10	2:02.164	37.014	48.863	36.287	208.1	26:04.675
11	2:37.391 B	36.694	49.118	1:11.579	208.5	28:42.066

**101** Tomas PEKAR CZE  
Carpek Racing Renault CLIO R.S.LINE

1	2:54.089	1:10.068	1:02.393	41.628	95.5	2:54.089
2	2:12.455	43.218	52.003	37.234	176.5	5:06.544
3	2:05.299	38.397	50.447	36.455	207.3	7:11.843
4	2:02.494	37.127	49.146	36.221	206.1	9:14.337
5	2:07.094	37.039	53.856	36.199	206.5	11:21.431
6	2:09.524	37.090	55.804	36.630	206.1	13:30.955
7	2:22.957 B	36.874	50.532	55.551	207.7	15:53.912
8	4:30.833	3:03.165	50.946	36.722	139.9	20:24.745
9	2:03.356	37.364	49.582	36.410	204.2	22:28.101
10	2:02.050	37.006	48.858	36.186	205.7	24:30.151
11	2:05.871	36.873	52.479	36.519	206.9	26:36.022
12	2:44.884 B	36.913	1:00.003	1:07.968	210.9	29:20.906

**107** Cristian RICCIARINI ITA  
ESSECORSE Renault CLIO R.S.LINE

1	3:10.336	1:25.849	1:02.153	42.334	81.5	3:10.336
---	----------	----------	----------	--------	------	----------

**113** Adrian SCHIMPF ESP  
AST Competition Renault CLIO R.S.LINE

1	3:01.163	1:14.722	1:03.251	43.190	92.9	3:01.163
2	2:17.028	42.615	54.464	39.949	159.8	5:18.191
3	2:03.942	37.771	49.947	36.224	204.2	7:22.133
4	2:02.028	37.095	48.893	36.040	205.3	9:24.161
5	2:01.523	37.024	48.648	35.851	204.9	11:25.684
6	2:03.454	37.394	49.856	36.204	209.3	13:29.138
7	2:19.877 B	37.082	49.747	53.048	204.9	15:49.015
8	4:39.479	3:14.007	49.214	36.258	140.6	20:28.494
9	2:01.531	36.845	48.771	35.915	209.3	22:30.025
10	2:02.511	37.414	49.099	35.998	208.5	24:32.536
11	2:02.179	36.722	48.738	36.719	213.9	26:34.715
12	2:40.624 B	36.752	59.302	1:04.570	209.7	29:15.339

**122** Ludovico LONGONI ITA  
MC Motortecnica Renault CLIO R.S.LINE

1	2:50.685	1:06.866	1:01.446	42.373	105.4	2:50.685
2	2:14.755	39.353	54.616	40.786	201.5	5:05.440
3	2:08.585	38.404	52.398	37.783	204.5	7:14.025
4	2:06.213	37.689	51.099	37.425	204.2	9:20.238
5	2:04.694	37.490	50.212	36.992	203.0	11:24.932
6	2:09.551	40.220	50.460	38.871	186.9	13:34.483
7	3:13.434 B	39.242	1:13.781	1:20.411	205.3	16:47.917
8	3:52.671	2:23.714	51.303	37.654	141.5	20:40.588
9	2:05.017	38.017	49.901	37.099	199.6	22:45.605
10	2:03.662	37.245	49.662	36.755	204.5	24:49.267
11	2:03.392	37.017	49.286	37.089	206.5	26:52.659
12	2:42.522 B	37.405	1:01.397	1:03.720	207.3	29:35.181

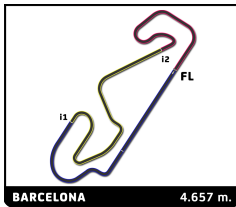
**133** Samuel CHALIGNE FRA  
T2CM Renault CLIO R.S.LINE

1	3:26.612	1:40.995	1:02.125	43.492	88.1	3:26.612
2	2:20.436	45.107	55.650	39.679	146.5	5:47.048
3	2:11.429	40.532	52.119	38.778	191.2	7:58.477
4	2:08.019	38.965	51.380	37.674	201.9	10:06.496
5	2:08.419	38.645	52.140	37.634	202.6	12:14.915
6	2:06.008	38.005	50.614	37.389	205.3	14:20.923
7	3:18.491 B	39.546	55.120	1:43.825	204.9	17:39.414
8	5:08.274	3:39.568	50.947	37.759	136.5	22:47.688
9	2:06.465	38.105	50.875	37.485	204.9	24:54.153
10	2:05.804	38.096	50.345	37.363	205.3	26:59.957
11	2:41.325 B	44.102	55.972	1:01.251	168.5	29:41.282

**137** Calvin COMTE FRA  
Comte Racing Team Renault CLIO R.S.LINE

1	2:52.910	1:05.646	1:04.788	42.476	84.2	2:52.910
2	2:15.132	42.100	53.607	39.425	187.8	5:08.042





CLIO CUP SERIES  
RACING WEEKEND BARCELONA  
Test Colectivo 1

Sector Analysis

Lap	Time	Sector 1	Sector 2	Sector 3	T.Spd	Elapsed	Lap	Time	Sector 1	Sector 2	Sector 3	T.Spd	Elapsed
3	2:10.057	39.947	51.868	38.242	203.8	7:18.099	5	<b>2:01.815</b>	<b>36.904</b>	48.945	35.966	208.1	11:11.412
4	2:08.512	39.043	51.114	38.355	204.2	9:26.611	6	2:01.957	37.133	<b>48.814</b>	36.010	206.9	13:13.369
5	<b>2:07.086</b>	38.446	<b>50.814</b>	<b>37.826</b>	204.9	11:33.697	7	7:43.156B	<b>37.198</b>	50.765	6:15.193	204.5	20:56.525
6	9:25.913B	38.778	53.497	7:53.638	201.1	20:59.610	8	2:02.191	<b>37.351</b>	48.900	<b>35.940</b>	203.4	22:58.716
7	2:09.219	38.904	51.798	38.517	202.2	23:08.829	9	2:15.646	37.033	54.682	43.931	204.9	25:14.362
8	2:07.526	38.634	51.013	37.879	204.2	25:16.355	10	2:06.032	36.991	<b>48.663</b>	<b>40.378</b>	206.5	27:20.394
9	2:08.331	<b>38.320</b>	50.857	39.154	205.7	27:24.686							

**158** Florian VENTURI FRA  
GM Sport Renault CLIO R.S.LINE

1	3:18.663	1:41.247	56.687	40.729	113.6	3:18.663
2	2:12.011	39.938	53.464	38.609	196.7	5:30.674
3	2:05.053	38.310	49.701	37.042	208.1	7:35.727
4	2:03.586	37.756	49.262	36.568	204.5	9:39.313
5	2:03.028	37.725	48.972	36.331	201.5	11:42.341
6	<b>2:02.432</b>	37.530	<b>48.631</b>	36.271	207.7	13:44.773
7	3:10.078B	37.198	1:07.926	1:24.954	203.4	16:54.851
8	4:27.081	3:01.398	49.362	36.321	143.8	21:21.932
9	2:03.782	37.464	<b>49.053</b>	37.265	201.9	23:25.714
10	2:02.646	37.303	49.177	<b>36.166</b>	202.6	25:28.360
11	2:17.290B	<b>37.138</b>	48.882	51.270	204.5	27:45.650

**195** Gaël ROSTANT FRA  
GPA Racing Renault CLIO R.S.LINE

1	3:38.089	2:00.132	56.294	41.663	130.4	3:38.089
2	2:12.376	39.454	53.133	39.789	201.9	5:50.465
3	2:10.019	39.537	51.933	38.549	201.9	8:00.484
4	2:06.994	38.268	50.865	37.861	206.9	10:07.478
5	2:08.705	38.803	51.796	38.106	208.9	12:16.183
6	<b>2:06.224</b>	<b>37.844</b>	50.658	<b>37.722</b>	204.9	14:22.407
7	3:22.913B	40.211	55.945	1:46.757	207.7	17:45.320
8	4:18.662	2:49.489	51.323	37.850	122.6	22:03.982
9	2:06.701	37.932	50.736	38.033	206.1	24:10.683
10	2:06.315	38.016	<b>50.392</b>	37.907	204.9	26:16.998
11	2:40.442B	37.906	53.831	1:08.705	205.7	28:57.440

**199** Alejandro SCHIMPF ESP  
AST Competition Renault CLIO R.S.LINE

1	3:02.167	1:15.843	1:03.382	42.942	90.5	3:02.167
2	2:16.965	42.293	54.927	39.745	157.0	5:19.132
3	2:03.962	37.546	49.811	36.605	205.7	7:23.094
4	2:03.044	36.996	49.306	36.742	206.5	9:26.138
5	2:02.150	36.985	49.144	36.021	204.9	11:28.288
6	<b>2:01.371</b>	<b>36.248</b>	48.975	36.148	206.1	13:29.659
7	2:20.650B	36.882	49.996	53.772	208.5	15:50.309
8	4:38.957	3:13.470	49.200	36.287	140.1	20:29.266
9	2:01.433	36.617	<b>48.969</b>	<b>35.847</b>	207.3	22:30.699
10	2:01.571	36.402	<b>49.166</b>	36.003	208.9	24:32.270
11	2:01.738	36.700	<b>48.921</b>	36.117	209.3	26:34.008
12	2:40.526B	37.057	59.263	1:04.206	206.9	29:14.534

**558** Pierre BREDEAUX FRA  
Comte Racing Team Renault CLIO R.S.LINE

1	2:48.919	1:05.265	1:01.888	41.766	94.3	2:48.919
2	2:14.040	38.995	54.366	40.679	201.9	5:02.959
3	<b>2:04.327</b>	<b>37.648</b>	49.488	37.191	206.1	7:07.286
4	2:02.311	37.044	49.022	36.245	206.9	9:09.597

**999** HORN FRA  
GPA Racing Renault CLIO R.S.LINE

1	4:00.147	1:59.098	1:17.349	43.700	129.0	4:00.147
2	2:16.993	42.193	55.597	39.203	185.2	6:17.140
3	2:08.921	39.385	51.552	37.984	201.9	8:26.061
4	2:06.187	38.116	50.259	37.812	203.8	10:32.248
5	2:05.050	37.778	49.979	37.293	204.2	12:37.298
6	2:04.687	37.659	<b>49.687</b>	37.341	204.9	14:41.985
7	3:10.815B	41.276	57.655	1:31.884	204.5	17:52.800
8	4:09.336	2:40.768	50.618	37.950	125.7	22:02.136
9	2:04.621	37.731	49.873	37.017	208.9	24:06.757
10	<b>2:04.036</b>	<b>37.094</b>	49.996	<b>36.946</b>	207.3	26:10.793
11	2:43.912B	37.187	49.947	1:16.778	208.1	28:54.705