

CLIO CUP SERIES
RACING WEEKEND BARCELONA
Test Colectivo 2

Sector Analysis

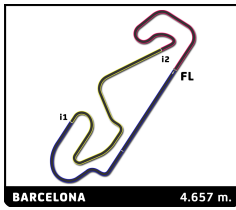
— Invalidated Lap

■ Personal Best

■ Session Best

B Crossing the pit lane

Lap	Time	Sector 1	Sector 2	Sector 3	T.Spd	Elapsed	Lap	Time	Sector 1	Sector 2	Sector 3	T.Spd	Elapsed	
1	Anthony JURADO FRA							10	2:02.075	37.038	48.653	36.384	203.4	26:15.168
	Milan Competition Renault CLIO R.S.LINE							11	2:03.027	37.306	49.250	36.471	201.9	28:18.195
								12	2:02.393	37.061	49.261	36.071	208.9	30:20.588
1	3:02.589	1:23.025	1:01.225	38.339	84.4	3:02.589								
2	2:09.382	37.505	55.117	36.760	205.3	5:11.971								
3	2:01.995	37.012	48.687	36.296	203.4	7:13.966								
4	2:04.141	36.945	49.915	37.281	203.8	9:18.107								
5	2:40.295B	36.958	1:01.189	1:02.148	207.7	11:58.402								
6	6:07.025	4:38.445	51.984	36.596	140.8	18:05.427								
7	2:01.711	36.812	48.904	35.995	206.5	20:07.138								
8	2:02.901	37.481	49.275	36.145	210.9	22:10.039								
9	2:16.509	39.592	59.416	37.501	208.1	24:26.548								
10	2:02.840	36.937	48.675	37.228	207.3	26:29.388								
11	2:29.879	47.047	1:05.811	37.021	137.6	28:59.267								
12	2:01.988	37.104	48.641	36.243	206.5	31:01.255								
2	Florian CORUBLE FRA							8	Joaquin RODRIGO ESP					
	GM Sport Renault CLIO R.S.LINE								Team VRT Renault CLIO R.S.LINE					
1	3:10.675	1:35.976	55.424	39.275	94.2	3:10.675	1	2:30.278	56.042	53.688	40.548	111.7	2:30.278	
2	2:05.117	37.942	50.223	36.952	201.5	5:15.792	2	2:17.686	43.379	55.093	39.214	184.6	4:47.964	
3	2:02.504	36.867	49.211	36.426	210.1	7:18.296	3	2:07.631	38.235	50.883	38.513	206.1	6:55.595	
4	2:02.025	36.690	49.107	36.228	208.1	9:20.321	4	2:07.449	39.159	50.300	37.990	202.6	9:03.044	
5	2:42.640B	37.449	1:00.000	1:05.191	204.2	12:02.961	5	2:39.095B	38.229	56.344	1:04.522	202.2	11:42.139	
6	6:17.914	4:49.271	49.989	38.654	141.7	18:20.875	6	6:12.921	4:42.061	52.941	37.919	111.3	17:55.060	
7	2:02.071	36.933	48.867	36.271	203.8	20:22.946	7	2:07.543	38.765	50.553	38.225	201.9	20:02.603	
8	2:02.417	37.123	48.891	36.403	202.2	22:25.363	8	2:06.881	37.895	50.143	38.843	204.2	22:09.484	
9	2:03.774	36.985	49.354	37.435	202.6	24:29.137	9	2:08.248	39.041	51.478	37.729	197.4	24:17.732	
10	2:02.005	36.859	48.803	36.343	206.5	26:31.142	10	2:06.273	37.962	50.584	37.727	203.0	26:24.005	
11	2:02.212	37.065	48.835	36.312	204.5	28:33.354	11	2:06.496	38.242	50.302	37.952	204.5	28:30.501	
12	2:02.855	36.954	49.033	36.868	205.7	30:36.209	12	2:09.439	39.817	51.611	38.011	186.5	30:39.940	
4	Julien BAZIRET FRA							12	Gabriele TORELLI ITA					
	Baziret Sport Renault CLIO R.S.LINE								Rangoni Corse Renault CLIO R.S.LINE					
1	3:37.061	2:01.287	56.672	39.102	103.9	3:37.061	1	4:09.893	2:31.772	58.141	39.980	95.6	4:09.893	
2	2:05.428	38.614	50.015	36.799	201.1	5:42.489	2	2:06.433	39.771	50.220	36.442	186.5	6:16.326	
3	2:04.074	37.523	49.459	37.092	203.8	7:46.563	3	2:00.701	36.462	48.516	35.723	206.5	8:17.027	
4	2:02.853	37.231	49.046	36.576	208.1	9:49.416	4	2:15.000B	36.991	48.391	49.618	204.2	10:32.027	
5	2:53.634B	42.319	1:01.286	1:10.029	200.0	12:43.050	5	8:09.960	6:37.509	54.416	38.035	99.4	18:41.987	
6	6:09.965	4:26.478	1:05.405	38.082	94.9	18:53.015	6	2:04.593	37.144	49.402	38.047	208.5	20:46.580	
7	2:05.743	37.332	51.569	36.842	201.1	20:58.758	7	2:01.088	36.405	48.910	35.773	210.5	22:47.668	
8	2:02.204	36.964	48.958	36.282	205.7	23:00.962	8	2:01.343	36.840	48.484	36.019	202.6	24:49.011	
9	2:03.019	36.956	49.876	36.187	203.4	25:03.981	9	2:10.258B	36.862	48.667	44.729	204.2	26:59.269	
10	2:02.052	36.923	48.688	36.441	206.1	27:06.033								
11	2:02.251	37.027	48.907	36.317	207.3	29:08.284								
12	2:02.391	36.912	48.885	36.594	207.3	31:10.675								
5	Nicolas MILAN FRA							15	David POUGET FRA					
	Milan Competition Renault CLIO R.S.LINE								GPA Racing Renault CLIO R.S.LINE					
1	3:05.248	1:26.451	58.600	40.197	129.0	3:05.248	1	3:38.479	2:07.467	53.888	37.124	119.1	3:38.479	
2	2:07.391	39.034	51.244	37.113	193.2	5:12.639	2	2:01.746	36.934	48.829	35.983	205.3	5:40.225	
3	2:02.237	36.932	48.944	36.361	207.3	7:14.876	3	2:01.292	36.809	48.434	36.049	203.8	7:41.517	
4	2:01.613	36.937	48.501	36.175	206.1	9:16.489	4	2:00.949	36.695	48.300	35.954	204.2	9:42.466	
5	2:37.210B	37.305	59.306	1:00.599	205.7	11:53.699	5	2:51.897B	45.875	1:02.138	1:03.884	156.5	12:34.363	
6	6:10.813	4:42.566	50.937	37.310	131.4	18:04.512	6	6:20.113	4:52.279	51.445	36.389	95.5	18:54.476	
7	2:02.195	37.250	48.822	36.123	203.8	20:06.707	7	2:01.328	36.676	48.616	36.036	205.7	20:55.804	
8	2:02.761	37.129	49.056	36.576	207.3	22:09.468	8	2:01.241	36.786	48.383	36.072	203.0	22:57.045	
9	2:03.625	37.820	49.167	36.638	198.9	24:13.093	9	2:05.560	36.967	50.199	38.394	206.5	25:02.605	
							10	2:01.191	36.651	48.435	36.105	207.7	27:03.796	
							11	2:01.599	36.693	48.767	36.139	206.5	29:05.395	
							12	2:01.183	36.622	48.378	36.183	209.3	31:06.578	
16	Lionel VIGUIER FRA							16	Lionel VIGUIER FRA					
	T2CM Renault CLIO R.S.LINE								T2CM Renault CLIO R.S.LINE					
1	3:06.152	1:25.588	1:01.654	38.910	109.6	3:06.152	1	3:06.152	1:25.588	1:01.654	38.910	109.6	3:06.152	
2	2:08.267	39.705	51.228	37.334	180.9	5:14.419	2	2:08.267	39.705	51.228	37.334	180.9	5:14.419	
3	2:03.710	37.309	49.442	36.959	206.5	7:18.129	3	2:03.710	37.309	49.442	36.959	206.5	7:18.129	
4	2:03.962	37.689	49.393	36.880	203.4	9:22.091	4	2:03.962	37.689	49.393	36.880	203.4	9:22.091	
5	2:43.398B	37.416	59.721	1:06.261	205.3	12:05.489	5	2:43.398B	37.416	59.721	1:06.261	205.3	12:05.489	
6	6:03.146	4:36.288	49.987	36.871	143.4	18:08.635	6	6:03.146	4:36.288	49.987	36.871	143.4	18:08.635	
7	2:03.479	37.302	49.346	36.831	204.9	20:12.114	7	2:03.479	37.302	49.346	36.831	204.9	20:12.114	
8	2:03.191	37.399	49.190	36.602	203.8	22:15.305	8	2:03.191	37.399	49.190	36.602	203.8	22:15.305	
9	2:03.758	37.260	49.599	36.899	204.5	24:19.063	9	2:03.758	37.260	49.599	36.899	204.5	24:19.063	



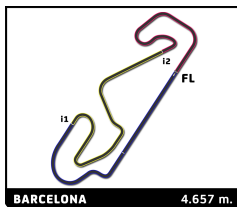
CLIO CUP SERIES

RACING WEEKEND BARCELONA

Test Colectivo 2

Sector Analysis

_ Invalidated Lap							■ Personal Best							■ Session Best							■ Crossing the pit lane						
Lap	Time	Sector 1	Sector 2	Sector 3	T.Spd	Elapsed	Lap	Time	Sector 1	Sector 2	Sector 3	T.Spd	Elapsed	Lap	Time	Sector 1	Sector 2	Sector 3	T.Spd	Elapsed	Lap	Time	Sector 1	Sector 2	Sector 3	T.Spd	Elapsed
21 Stephan POLDERMAN NLD																											
AST Competition														Renault CLIO R.S.LINE													
1	2:39.816	1:06.054	55.054	38.708	102.3	2:39.816	7	2:02.477	36.880	49.338	36.259	208.5	20:58.057	11	2:03.346	37.315	49.089	36.942	204.2	28:25.756	15	2:03.346	37.315	49.089	36.942	204.2	28:25.756
2	2:06.996	38.841	50.610	37.545	205.7	4:46.812	8	2:01.296	36.745	48.427	36.124	207.3	22:59.353	16	2:04.158	37.387	49.681	37.090	207.3	30:29.914	17	2:04.158	37.387	49.681	37.090	207.3	30:29.914
3	2:04.593	37.895	50.163	36.535	206.9	6:51.405	9	2:02.377	37.392	48.460	36.525	206.1	25:01.730	18	2:03.380	37.391	49.454	36.684	205.7	8:54.934	19	2:03.380	37.391	49.454	36.684	205.7	8:54.934
4	2:03.529	37.391	49.454	36.684	205.7	8:54.934	10	2:03.380	36.978	50.184	36.218	206.9	27:05.110	20	2:02.241	37.173	48.806	36.262	209.3	29:07.351	21	2:02.241	37.173	48.806	36.262	209.3	29:07.351
5	2:34.145	37.194	54.281	1:02.670	205.7	11:29.079	11	2:02.241	37.173	48.806	36.262	209.3	29:07.351	22	2:03.863	36.987	50.573	36.303	207.3	31:11.214	23	2:03.863	36.987	50.573	36.303	207.3	31:11.214
6	6:37.835	5:06.042	54.894	36.899	138.6	18:06.914	12	2:03.863	36.987	50.573	36.303	207.3	31:11.214	24	2:03.863	36.987	50.573	36.303	207.3	31:11.214	25	2:03.863	36.987	50.573	36.303	207.3	31:11.214
7	2:02.475	37.150	48.936	36.389	206.9	20:09.389	25	2:03.863	36.987	50.573	36.303	207.3	31:11.214	26	2:03.863	36.987	50.573	36.303	207.3	31:11.214	27	2:03.863	36.987	50.573	36.303	207.3	31:11.214
8	2:02.951	37.132	49.076	36.743	206.9	22:12.340	26	2:03.863	36.987	50.573	36.303	207.3	31:11.214	28	2:03.863	36.987	50.573	36.303	207.3	31:11.214	29	2:03.863	36.987	50.573	36.303	207.3	31:11.214
9	2:03.339	37.093	49.526	36.720	205.7	24:15.679	27	2:03.863	36.987	50.573	36.303	207.3	31:11.214	30	2:03.863	36.987	50.573	36.303	207.3	31:11.214	31	2:03.863	36.987	50.573	36.303	207.3	31:11.214
10	2:04.063	37.243	49.423	37.397	206.1	26:19.742	31	2:03.863	36.987	50.573	36.303	207.3	31:11.214	32	2:03.863	36.987	50.573	36.303	207.3	31:11.214	33	2:03.863	36.987	50.573	36.303	207.3	31:11.214
11	2:05.113	37.146	49.518	38.449	208.5	28:24.855	32	2:03.863	36.987	50.573	36.303	207.3	31:11.214	34	2:03.863	36.987	50.573	36.303	207.3	31:11.214	35	2:03.863	36.987	50.573	36.303	207.3	31:11.214
12	2:05.783	37.326	49.183	39.274	208.5	30:30.638	33	2:03.863	36.987	50.573	36.303	207.3	31:11.214	36	2:03.863	36.987	50.573	36.303	207.3	31:11.214	37	2:03.863	36.987	50.573	36.303	207.3	31:11.214
13	2:05.783	37.326	49.183	39.274	208.5	30:30.638	34	2:03.863	36.987	50.573	36.303	207.3	31:11.214	38	2:03.863	36.987	50.573	36.303	207.3	31:11.214	39	2:03.863	36.987	50.573	36.303	207.3	31:11.214
14	2:05.783	37.326	49.183	39.274	208.5	30:30.638	35	2:03.863	36.987	50.573	36.303	207.3	31:11.214	40	2:03.863	36.987	50.573	36.303	207.3	31:11.214	41	2:03.863	36.987	50.573	36.303	207.3	31:11.214
15	2:05.783	37.326	49.183	39.274	208.5	30:30.638	36	2:03.863	36.987	50.573	36.303	207.3	31:11.214	42	2:03.863	36.987	50.573	36.303	207.3	31:11.214	43	2:03.863	36.987	50.573	36.303	207.3	31:11.214
16	2:05.783	37.326	49.183	39.274	208.5	30:30.638	37	2:03.863	36.987	50.573	36.303	207.3	31:11.214	44	2:03.863	36.987	50.573	36.303	207.3	31:11.214	45	2:03.863	36.987	50.573	36.303	207.3	31:11.214
17	2:05.783	37.326	49.183	39.274	208.5	30:30.638	38	2:03.863	36.987	50.573	36.303	207.3	31:11.214	46	2:03.863	36.987	50.573	36.303	207.3	31:11.214	47	2:03.863	36.987	50.573	36.303	207.3	31:11.214
18	2:05.783	37.326	49.183	39.274	208.5	30:30.638	39	2:03.863	36.987	50.573	36.303	207.3	31:11.214	48	2:03.863	36.987	50.573	36.303	207.3	31:11.214	49	2:03.863	36.987	50.573	36.303	207.3	31:11.214
19	2:05.783	37.326	49.183	39.274	208.5	30:30.638	40	2:03.863	36.987	50.573	36.303	207.3	31:11.214	50	2:03.863	36.987	50.573	36.303	207.3	31:11.214	51	2:03.863	36.987	50.573	36.303	207.3	31:11.214
20	2:05.783	37.326	49.183	39.274	208.5	30:30.638	41	2:03.863	36.987	50.573	36.303	207.3	31:11.214	52	2:03.863	36.987	50.573	36.303	207.3	31:11.214	53	2:03.863	36.987	50.573	36.303	207.3	31:11.214
21	2:05.783	37.326	49.183	39.274	208.5	30:30.638	42	2:03.863	36.987	50.573	36.303	207.3	31:11.214	54	2:03.863	36.987	50.573	36.303	207.3	31:11.214	55	2:03.863	36.987	50.573	36.303	207.3	31:11.214
22	2:05.783	37.326	49.183	39.274	208.5	30:30.638	43	2:03.863	36.987	50.573	36.303	207.3	31:11.214	56	2:03.863	36.987	50.573	36.303	207.3	31:11.214	57	2:03.863	36.987	50.573	36.303	207.3	31:11.214
23	2:05.783	37.326	49.183	39.274	208.5	30:30.638	44	2:03.863	36.987	50.573	36.303	207.3	31:11.214	58	2:03.863	36.987	50.573	36.303	207.3	31:11.214	59	2:03.863	36.987	50.573	36.303	207.3	31:11.214
24	2:05.783	37.326	49.183	39.274	208.5	30:30.638	45	2:03.863	36.987	50.573	36.303	207.3	31:11.214	60	2:03.863	36.987	50.573	36.303	207.3	31:11.214	61	2:03.863	36.987	50.573	36.303	207.3	31:11.214
25	2:05.783	37.326	49.183	39.274	208.5	30:30.638	46	2:03.863	36.987	50.573	36.303	207.3	31:11.214	62	2:03.863	36.987	50.573	36.303	207.3	31:11.214	63	2:03.863	36.987	50.573	36.303	207.3	31:11.214
26	2:05.783	37.326	49.183	39.274	208.5	30:30.638	47	2:03.863	36.987	50.573	36.303	207.3	31:11.214	64	2:03.863	36.987	50.573	36.303	207.3	31:11.214	65	2:03.863	36.987	50.573	36.303	207.3	31:11.214
27	2:05.783	37.326	49.183	39.274	208.5	30:30.638	48	2:03.863	36.987	50.573	36.303	207.3	31:11.214	66	2:03.863	36.987	50.573	36.303	207.3	31:11.214	67	2:03.863	36.987	50.573	36.303	207.3	31:11.214
28	2:05.783	37.326	49.183	39.274	208.5	30:30.638	49	2:03.863	36.987	50.573	36.303	207.3	31:11.214	68	2:03.863	36.987	50.573	36.303	207.3	31:11.214	69	2:03.863	36.987	50.573	36.303	207.3	31:11.214
29	2:05.783	37.326	49.183	39.274	208.5	30:30.638	50	2:03.863	36.987	50.573	36.303	207.3	31:11.214	70	2:03.863	36.987	50.573	36.303	207.3	31:11.214	71	2:03.863	36.987	50.573	36.303	207.3	31:11.214
30	2:05.783	37.326	49.183	39.274	208.5	30:30.638	51	2:03.863	36.987	50.573	36.303	207.3	31:11.214	72	2:03.863	36.987	50.573	36.303	207.3	31:11.214	73	2:03.863	36.987	50.573	36.303	207.3	31:11.214
31	2:05.783	37.326	49.183	39.274	208.5	30:30.638	52	2:03.863	36.987	50.573	36.303	207.3	31:11.214	74	2:03.863	36.987	50.573	36.303	207.3	31:11.214	75	2:03.863	36.987	50.573	36.303	207.3	31:11.214
32	2:05.783	37.326	49.183	39.274	208.5	30:30.638	53	2:03.863	36.987	50.573	36.303	207.3	31:11.214	76	2:03.863	36.987	50.573	36.303	207.3	31:11.214	77	2:03.863	36.987	50.573	36.303	207.3	31:11.214
33	2:05.783	37.326	49.183	39.274	208.5	30:30.638	54	2:03.863	36.987	50.573	36.303	207.3	31:11.214	78	2:03.863	36.987	50.573	36.303	207.3	31:11.214	79	2:03.863	36.987	50.573	36.303	207.3	31:11.214
34	2:05.783	37.326	49.183	39.274	208.5	30:30.638	55	2:03.863	36.987	50.573	36.303	207.3	31:11.214	80	2:03.863	36.987	50.573	36.303	207.3	31:11.214	81	2:03.863	36.987	50.573	36.303	207.3	31:11.214
35	2:05.783	37.326	49.183	39.274	208.5	30:30.638	56	2:03.863	36.987	50.573	36.303	207.3	31:11.214	82	2:03.863	36.987	50.573	36.303	207.3	31:11.214	83	2:03.863	36.987	50.573	36.303	207.3	31:11.214
36	2:05.783	37.326	49.183	39.274	208.5	30:30.638	57	2:03.863	36.987	50.573	36.303	207.3	31:11.214	84	2:03.863	36.987	50.573	36.303	207.3	31:11.214	85	2:03.863	36.987	50.573	36.303	207.3	31:11.214
37	2:05.783	37.326	49.183	39.274	208.5	30:30.638	58	2:03.863	36.987	50.573	36.303	207.3	31:11.214	86	2:03.863	36.987	50.573	36.303	207.3	31:11.214							



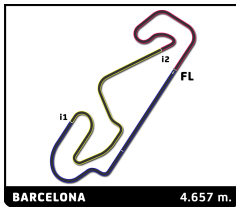
CLIO CUP SERIES

RACING WEEKEND BARCELONA

Test Colectivo 2

Sector Analysis

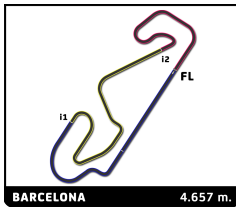
_ Invalidated Lap							■ Personal Best							■ Session Best							■ Crossing the pit lane						
Lap	Time	Sector 1	Sector 2	Sector 3	T.Spd	Elapsed	Lap	Time	Sector 1	Sector 2	Sector 3	T.Spd	Elapsed	Lap	Time	Sector 1	Sector 2	Sector 3	T.Spd	Elapsed	Lap	Time	Sector 1	Sector 2	Sector 3	T.Spd	Elapsed
43 Damiano PUCETTI ITA																											
Rangoni Corse														Renault CLIO R.S.LINE													
1	4:10.233	2:32.292	58.237	39.704	93.8	4:10.233	6	6:21.769	4:53.545	50.398	37.826	132.4	17:43.415														
2	2:06.559	39.917	50.406	36.236	183.1	6:16.792	7	2:04.564	38.011	49.414	37.139	200.0	19:47.979														
3	2:12.079	46.666	49.184	36.229	208.1	8:28.871	8	2:04.403	37.942	49.357	37.104	199.3	21:52.382														
4	2:23.661	37.513	48.617	57.531	202.2	10:52.532	9	2:03.790	37.858	49.117	36.815	199.3	23:56.172														
5	7:50.074	6:17.689	54.225	38.160	107.6	18:42.606	10	2:03.175	37.534	48.995	36.646	200.4	25:59.347														
6	2:02.846	37.120	49.385	36.341	204.9	20:45.452	11	2:04.890	37.571	49.041	38.278	201.5	28:04.237														
7	2:02.837	37.470	49.519	35.848	200.0	22:48.289	12	2:03.253	37.470	49.068	36.715	204.9	30:07.490														
8	2:01.888	37.027	48.810	36.051	204.2	24:50.177																					
9	2:04.258	36.932	50.107	37.219	205.3	26:54.435																					
10	2:02.223	37.106	48.861	36.256	208.5	28:56.658																					
11	2:02.395	37.463	48.586	36.346	203.0	30:59.053																					
66 Alejandro ROMERO ESP																											
Team VRT														Renault CLIO R.S.LINE													
1	2:27.849	53.789	54.741	39.319	110.7	2:27.849	6	6:41.463	5:10.227	53.582	37.654	120.3	17:54.227														
2	2:08.187	39.038	50.609	38.540	202.2	4:36.036	7	2:07.372	40.028	50.237	37.107	204.9	20:01.599														
3	2:04.753	38.099	49.530	37.124	204.2	6:40.789	8	2:09.956	39.409	52.168	38.379	204.2	22:11.555														
4	2:04.316	37.948	49.677	36.691	206.1	8:45.105	9	2:03.463	37.495	49.322	36.646	204.9	24:15.018														
5	2:27.659	37.723	53.186	56.750	207.7	11:12.764	10	2:04.120	37.525	49.261	37.334	204.5	26:19.138														
6	6:41.463	5:10.227	53.582	37.654	120.3	17:54.227	11	2:03.926	37.433	49.428	37.065	209.7	28:23.064														
7	2:07.372	40.028	50.237	37.107	204.9	20:01.599																					
8	2:09.956	39.409	52.168	38.379	204.2	22:11.555																					
9	2:03.463	37.495	49.322	36.646	204.9	24:15.018																					
10	2:04.120	37.525	49.261	37.334	204.5	26:19.138																					
11	2:03.926	37.433	49.428	37.065	209.7	28:23.064																					
77 Jean-Louis CARPONCIN FRA																											
Teamalcar														Renault CLIO R.S.LINE													
1	3:08.515	1:29.253	59.371	39.891	126.9	3:08.515	6	6:03.666	4:37.021	49.426	37.219	140.1	18:11.099														
2	2:10.217	39.986	52.311	37.920	175.9	5:18.732	7	2:03.865	37.414	49.185	37.266	206.5	20:14.964														
3	2:07.415	38.913	50.685	37.817	205.3	7:26.147	8	2:04.018	37.533	48.929	37.556	206.5	22:18.982														
4	2:05.431	37.522	50.196	37.713	204.5	9:31.578	9	2:04.526	37.620	49.740	37.166	201.5	24:23.508														
5	2:45.548	37.515	55.549	1:12.484	203.8	12:17.126	10	2:06.376	37.689	51.419	37.268	204.9	26:29.884														
6	5:52.966	4:24.448	51.140	37.378	141.0	18:10.092	11	2:04.174	37.465	49.527	37.182	206.9	28:34.058														
7	2:04.473	37.669	49.645	37.159	203.8	20:14.565	12	2:04.454	37.257	49.576	37.621	208.9	30:38.512														
8	2:06.556	38.277	50.447	37.832	201.9	22:21.121																					
9	2:07.826	38.899	50.750	38.177	176.8	24:28.947																					
10	2:05.692	38.088	49.989	37.615	201.5	26:34.639																					
11	2:05.381	37.862	49.956	37.563	201.5	28:40.020																					
12	2:06.732	38.169	50.683	37.880	203.0	30:46.752																					
82 Jacopo Giuseppe CIMENES ITA																											
ESSECORSE														Renault CLIO R.S.LINE													
1	4:10.843	2:33.478	58.100	39.265	101.9	4:10.843	6	6:29.881	5:03.190	50.190	36.501	133.3	17:56.655														
2	2:06.645	39.639	50.486	36.520	183.1	6:17.488	7	2:03.111	37.307	48.964	36.840	206.1	19:59.766														
3	2:02.685	37.695	48.735	36.255	207.3	8:20.173	8	2:02.689	37.204	48.989	36.496	205.3	22:02.455														
4	2:16.550	37.272	48.851	50.427	206.5	10:36.723	9	2:04.211	37.658	49.407	37.146	204.9	24:06.666														
5	7:18.468	5:52.285	49.685	36.498	134.5	17:55.191	10	2:12.025	37.610	51.115	43.300	206.1	26:18.691														
6	2:03.441	37.491	49.394	36.556	201.1	19:58.632	11	2:05.568	37.161	49.113	39.294	207.3	28:24.259														
7	2:03.294	37.464	49.119	36.711	203.4	22:01.926	12	2:06.870	38.614	51.113	37.143	213.0	30:31.129														
8	2:06.042	38.861	49.830	37.351	196.7	24:07.968																					
9	2:08.939	37.754	49.131	42.054	204.2	26:16.907																					
10	2:02.404	37.111	48.998	36.295	204.5	28:19.311																					
11	2:02.236	37.211	48.804	36.221	204.5	30:21.547																					
85 Benjamin CAUVAS FRA																											
GPA Racing														Renault CLIO R.S.LINE													
1	3:42.786	2:10.608	53.799	38.379	136.4	3:42.786	6	6:36.686	5:08.202	50.022	36.935	202.6	9:57.394														
2	2:04.761	37.719	50.044	36.998	203.0	5:47.547	7	2:05.312	38.374	49.787	37.151	205.7	7:52.859														
3	2:05.312	38.374	49.787	37.151	205.7	7:52.859	8	2:04.535	37.578	50.022	36.935	202.6	9:57.394														
4	2:04.535	37.578	50.022	36.935	202.6	9:57.394																					



CLIO CUP SERIES
RACING WEEKEND BARCELONA
Test Colectivo 2

Sector Analysis

_ Invalidated Lap							■ Personal Best		■ Session Best		■ Crossing the pit lane		
Lap	Time	Sector 1	Sector 2	Sector 3	T.Spd	Elapsed	Lap	Time	Sector 1	Sector 2	Sector 3	T.Spd	Elapsed
91 Luca FRANCA							ITA						
MC Motortecnica							Renault CLIO R.S.LINE						
5	2:46.219B	39.801	57.052	1:09.366	201.9	12:43.613	2	2:06.911	39.938	50.040	36.933	185.2	6:16.171
6	6:13.212	4:44.272	51.901	37.039	99.4	18:56.825	3	2:03.092	37.486	49.062	36.544	201.5	8:19.263
7	2:04.477	37.247	50.331	36.899	204.9	21:01.302	4	6:24.664B	37.087	4:53.775	53.802	204.2	14:43.927
8	2:03.193	37.323	48.922	36.948	201.1	23:04.495	5	3:57.321	2:24.555	55.078	37.688	113.0	18:41.248
9	2:04.774	37.897	49.739	37.138	199.3	25:09.269	6	2:05.002	37.531	50.367	37.104	207.3	20:46.250
10	2:04.244	37.819	49.822	36.603	201.9	27:13.513	7	2:02.719	37.382	49.168	36.169	200.4	22:48.969
11	2:03.862	37.409	49.599	36.854	205.3	29:17.375	8	2:02.206	37.036	48.631	36.539	205.7	24:51.175
12	2:03.977	37.622	49.435	36.920	202.2	31:21.352	9	2:02.795	37.052	48.926	36.817	206.5	26:53.970
99 Guillaume MAIO							FRA						
GM Sport							Renault CLIO R.S.LINE						
1	2:31.379	59.010	53.453	38.916	105.6	2:31.379	10	2:04.320	39.828	48.395	36.097	174.8	27:04.331
2	2:06.626	39.469	50.289	36.868	201.1	4:38.005	11	2:01.630	36.788	48.709	36.133	208.5	29:05.961
3	2:02.059	36.947	48.812	36.300	206.5	6:40.064	12	2:01.730	36.972	48.612	36.146	208.1	31:07.691
4	2:01.851	36.865	48.865	36.121	204.9	8:41.915							
5	2:26.314B	36.988	52.632	56.694	202.6	11:08.229							
6	7:47.640	6:18.628	52.476	36.536	90.2	18:55.869							
7	2:01.582	36.645	48.818	36.119	211.8	20:57.451							
8	2:01.101	36.751	48.469	35.881	204.9	22:58.552							
9	2:01.459	36.822	48.500	36.137	206.5	25:00.011							
101 Tomas PEKAR							CZE						
Carpek Racing							Renault CLIO R.S.LINE						
1	2:34.640	1:02.174	54.579	37.887	103.3	2:34.640	10	2:01.984	37.176	48.540	36.268	203.4	26:00.524
2	2:04.604	38.914	49.544	36.146	192.5	4:39.244	11	2:02.528	37.368	48.770	36.390	204.2	28:03.052
3	2:01.989	37.150	48.855	35.984	207.7	6:41.233	12	2:02.209	37.142	48.793	36.274	202.6	30:05.261
4	2:02.594	37.389	48.655	36.550	211.4	8:43.827							
5	2:27.124B	36.934	53.157	57.033	206.9	11:10.951							
6	6:40.137	5:12.935	50.968	36.234	135.5	17:51.088							
7	2:02.112	37.292	48.649	36.171	201.9	19:53.200							
8	2:03.714	37.053	50.493	36.168	201.5	21:56.914							
9	2:01.626	36.913	48.518	36.195	203.8	23:58.540							
107 Cristian RICCIARINI							ITA						
ESSECORSE							Renault CLIO R.S.LINE						
1	4:09.260	2:30.873	58.231	40.156	98.1	4:09.260							
113 Adrian SCHIMPF							ESP						
AST Competition							Renault CLIO R.S.LINE						
1	2:36.920	1:03.587	55.252	38.081	102.9	2:36.920	10	2:01.386	36.887	48.545	35.954	206.1	26:00.846
2	2:07.059	38.645	50.500	37.914	202.2	4:43.979	11	2:01.896	36.783	48.680	36.433	210.5	28:02.742
3	2:02.399	37.174	48.810	36.415	204.9	6:46.378	12	2:03.568	38.511	48.748	36.309	190.5	30:06.310
4	2:05.994	40.122	49.051	36.814	204.9	8:52.372							
5	2:32.929B	37.145	54.597	1:01.187	204.9	11:25.301							
6	6:27.122	5:00.025	50.458	36.639	138.5	17:52.423							
7	2:01.631	37.054	48.671	35.906	203.8	19:54.054							
8	2:01.808	36.904	48.863	36.041	204.5	21:55.862							
9	2:03.598	37.183	49.760	36.655	200.7	23:59.460							
122 Ludovico LONGONI							ITA						
MC Motortecnica							Renault CLIO R.S.LINE						
1	2:32.333	59.335	54.199	38.799	106.6	2:32.333	10	2:04.216	37.612	49.699	36.905	201.9	27:02.024
2	2:13.753	40.524	54.084	39.145	201.9	4:46.086	11	2:07.975	37.820	52.515	37.640	202.6	29:09.999
3	2:06.899	38.026	51.589	37.284	204.5	6:52.985	12	2:03.194	37.239	49.277	36.678	204.9	31:13.193
4	2:04.814	37.705	49.855	37.254	204.2	8:57.799							
5	2:39.086B	37.444	56.508	1:05.134	203.0	11:36.885							
6	7:06.898	5:33.768	54.356	38.774	106.3	18:43.783							
7	2:05.024	37.512	49.779	37.733	203.4	20:48.807							
8	2:05.015	38.000	49.910	37.105	199.6	22:53.822							
9	2:03.986	37.518	49.459	37.009	200.0	24:57.808							
133 Samuel CHALIGNE							FRA						
T2CM							Renault CLIO R.S.LINE						
1	3:25.020	1:39.912	1:00.754	44.354	86.3	3:25.020	10	2:04.260	37.879	49.415	36.966	203.0	26:37.977
2	2:21.552	43.899	56.613	41.040	163.4	5:46.572	11	2:04.474	37.804	49.637	37.033	203.8	28:42.451
3	2:08.277	38.957	51.624	37.696	201.1	7:54.849	12	2:04.712	37.838	49.668	37.206	204.5	30:47.163
4	2:05.350	38.130	50.144	37.076	203.0	10:00.199							
5	2:46.917B	41.465	55.851	1:09.601	165.4	12:47.116							
6	5:31.262	4:00.169	53.275	37.818	138.5	18:18.378							
7	2:06.738	38.497	50.901	37.340	194.6	20:25.116							
8	2:04.364	37.840	49.614	36.910	201.5	22:29.480							
9	2:04.237	37.723	49.503	37.011	201.5	24:33.717							



CLIO CUP SERIES
RACING WEEKEND BARCELONA
Test Colectivo 2

Sector Analysis

— Invalidated Lap ■ Personal Best ■ Session Best ■ Crossing the pit lane

Lap	Time	Sector 1	Sector 2	Sector 3	T.Spd	Elapsed	Lap	Time	Sector 1	Sector 2	Sector 3	T.Spd	Elapsed
137	Calvin COMTE FRA												
Comte Racing Team						Renault CLIO R.S.LINE							
1	2:30.372	57.453	54.079	38.840	113.9	2:30.372							
2	2:07.546	39.166	50.714	37.666	201.9	4:37.918							
3	2:07.402	39.169	50.463	37.770	201.5	6:45.320							
4	2:07.779	38.819	50.401	38.559	200.7	8:53.099							
5	2:40.255 B	38.525	57.978	1:03.752	201.5	11:33.354							
6	7:07.342	5:35.756	53.815	37.771	101.7	18:40.696							
7	<u>2:07.997</u>	39.063	50.824	<u>38.110</u>	198.9	20:48.693							
8	<u>2:07.561</u>	<u>39.744</u>	50.200	37.617	196.0	22:56.254							
9	2:10.690	40.884	52.081	37.725	200.4	25:06.944							
10	2:06.413	38.565	50.414	37.434	201.1	27:13.357							
11	2:06.673	38.792	50.303	37.578	202.2	29:20.030							
12	2:06.235	38.548	50.203	37.484	202.2	31:26.265							
558	Pierre BREDEAUX FRA												
Comte Racing Team						Renault CLIO R.S.LINE							
1	2:34.065	59.755	55.540	38.770	109.5	2:34.065							
2	2:08.102	39.770	51.130	37.202	189.5	4:42.167							
3	2:04.877	37.849	49.352	37.676	202.2	6:47.044							
4	2:12.441	38.487	55.112	38.842	197.8	8:59.485							
5	2:37.773 B	37.203	55.997	1:04.573	204.5	11:37.258							
6	6:50.965	5:22.832	49.839	38.294	136.2	18:28.223							
7	2:02.491	37.519	48.657	36.315	202.6	20:30.714							
8	2:02.077	37.294	48.656	36.127	201.9	22:32.791							
9	2:11.290 B	37.149	49.868	44.273	202.2	24:44.081							
10	4:00.164	2:25.923	49.486	44.755	120.3	28:44.245							
11	2:06.160	37.266	49.606	39.288	205.3	30:50.405							
999	HORN FRA												
GPA Racing						Renault CLIO R.S.LINE							
1	3:44.602	2:11.626	54.344	38.632	130.8	3:44.602							
2	2:07.598	38.926	50.970	37.702	203.4	5:52.200							
3	2:05.612	37.890	50.322	37.400	202.2	7:57.812							
4	2:05.190	37.662	50.025	37.503	204.5	10:03.002							
5	2:52.499 B	43.473	54.471	1:14.555	167.2	12:55.501							
6	6:02.655	4:32.754	52.146	37.755	102.0	18:58.156							
7	2:05.255	37.777	50.145	37.333	204.5	21:03.411							
8	2:05.019	37.927	49.753	37.339	201.5	23:08.430							
9	2:05.706	38.060	50.023	37.623	201.9	25:14.136							
10	2:05.447	37.852	49.884	37.711	204.2	27:19.583							
11	2:05.325	37.777	49.937	37.611	203.8	29:24.908							
12	2:08.652	37.712	50.098	40.842	203.4	31:33.560							
158	Florian VENTURI FRA												
GM Sport						Renault CLIO R.S.LINE							
1	3:11.187	1:36.620	55.935	38.632	95.5	3:11.187							
2	2:04.922	37.954	50.026	36.942	201.5	5:16.109							
3	2:05.620	37.461	50.965	37.194	207.7	7:21.729							
4	<u>2:04.127</u>	37.312	<u>49.272</u>	37.543	208.5	9:25.856							
5	2:43.693 B	37.372	57.674	1:08.647	202.6	12:09.549							
6	6:05.465	4:39.074	49.744	36.647	142.5	18:15.014							
7	<u>2:02.669</u>	37.102	<u>49.183</u>	36.384	206.9	20:17.683							
8	2:03.866	37.505	49.071	37.290	202.6	22:21.549							
9	2:03.410	37.536	49.178	36.696	201.9	24:24.959							
10	2:03.888	36.982	50.012	36.894	208.1	26:28.847							
11	2:02.616	37.163	49.007	36.446	205.7	28:31.463							
12	2:03.167	37.292	49.138	36.737	206.9	30:34.630							
195	Gaël ROSTANT FRA												
GPA Racing						Renault CLIO R.S.LINE							
1	3:45.571	2:12.174	54.347	39.050	136.9	3:45.571							
2	2:07.694	38.295	51.405	37.994	202.6	5:53.265							
3	2:06.719	38.231	50.528	37.960	203.0	7:59.984							
4	2:18.508 B	38.405	50.358	49.745	203.0	10:18.492							
5	8:40.509	7:10.275	52.360	37.874	104.5	18:59.001							
6	2:05.261	37.889	50.212	37.160	204.2	21:04.262							
7	2:05.622	37.970	50.052	37.600	204.9	23:09.884							
8	2:05.425	38.120	49.862	37.443	202.6	25:15.309							
9	2:05.378	37.997	49.748	37.633	204.5	27:20.687							
10	2:04.799	37.772	49.783	37.244	204.9	29:25.486							
11	2:06.856	37.768	50.079	39.009	207.7	31:32.342							
199	Alejandro SCHIMPF ESP												
AST Competition						Renault CLIO R.S.LINE							
1	2:37.422	1:04.376	55.191	37.855	96.4	2:37.422							
2	2:07.203	38.672	50.399	38.132	200.4	4:44.625							
3	2:03.706	38.458	<u>49.131</u>	36.117	206.9	6:48.331							
4	2:02.572	37.543	48.895	36.134	205.3	8:50.903							
5	2:33.461 B	37.162	55.194	1:01.105	203.0	11:24.364							
6	8:33.165	7:07.422	49.579	36.164	141.2	19:57.529							
7	<u>2:08.120</u>	36.209	49.133	<u>42.778</u>	201.9	22:05.649							
8	<u>2:32.120 B</u>	<u>50.825</u>	53.739	47.556	136.5	24:37.769							