

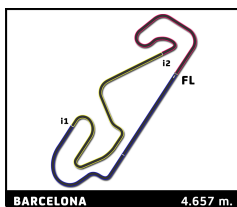
## CLIO CUP SERIES RACING WEEKEND BARCELONA Entrenamiento Cronometrado 2

### Sector Analysis

— Invalidated Lap    ■ Personal Best    ■ Session Best    B Crossing the pit lane

Lap	Time	Sector 1	Sector 2	Sector 3	T.Spd	Elapsed	Lap	Time	Sector 1	Sector 2	Sector 3	T.Spd	Elapsed	
<b>1</b>	<b>Anthony JURADO</b> FRA													
Milan Competition						Renault CLIO R.S.LINE								
1	4:10.715	2:20.639	1:07.902	42.174	138.8	4:10.715	7	3:11.074 B	37.699	1:13.051	1:20.324	206.9	16:54.616	
2	2:18.797	46.335	54.093	38.369	148.6	6:29.512	8	3:33.869	2:00.676	54.276	38.917	122.0	20:28.485	
3	<b>2:01.311</b>	<b>36.572</b>	48.774	<b>35.965</b>	209.7	8:30.823	9	<b>2:05.096</b>	<b>37.775</b>	50.060	<b>37.261</b>	208.9	22:33.581	
4	2:03.906	37.084	<b>48.602</b>	38.220	206.9	10:34.729	10	2:06.159	39.022	<b>49.680</b>	37.457	205.3	24:39.740	
5	<b>2:02.260</b>	36.696	48.774	<b>36.790</b>	209.7	12:36.989								
6	<b>2:37.586 B</b>	<b>40.818</b>	49.211	1:07.557	180.9	15:14.575								
7	5:17.615	3:50.398	50.197	37.020	142.1	20:32.190								
8	2:20.510	37.253	49.243	54.014	207.7	22:52.700								
<b>2</b>	<b>Florian CORUBLE</b> FRA													
GM Sport						Renault CLIO R.S.LINE								
1	2:59.396	1:21.498	57.569	40.329	134.0	2:59.396								
2	2:10.903	39.720	51.739	39.444	193.9	5:10.299								
3	2:02.409	36.845	49.411	36.153	207.3	7:12.708								
4	<b>2:01.540</b>	<b>36.603</b>	<b>48.963</b>	<b>35.974</b>	208.1	9:14.248								
5	2:04.036	36.739	49.169	38.128	206.1	11:18.284								
6	2:15.078	36.807	53.200	45.071	206.1	13:33.362								
7	2:40.106 B	36.729	1:00.558	1:02.819	206.5	16:13.468								
8	4:27.759	3:00.769	49.857	37.133	142.3	20:41.227								
9	2:02.257	37.125	49.033	36.099	206.9	22:43.484								
10	2:02.894	36.833	49.218	36.843	207.3	24:46.378								
<b>4</b>	<b>Julien BAZIRET</b> FRA													
Baziret Sport						Renault CLIO R.S.LINE								
1	3:16.568	1:42.290	55.880	38.398	126.9	3:16.568								
2	<b>2:10.839</b>	39.717	52.635	<b>38.487</b>	179.1	5:27.407								
3	2:04.798	36.947	51.008	36.843	209.3	7:32.205								
4	<b>2:02.113</b>	36.819	49.072	<b>36.222</b>	206.9	9:34.318								
5	2:02.368	36.784	<b>48.979</b>	36.605	207.7	11:36.686								
6	2:03.495	36.948	49.831	36.716	210.9	13:40.181								
7	3:01.915 B	37.663	1:09.766	1:14.486	209.7	16:42.096								
8	3:58.248	2:31.455	50.165	36.628	142.1	20:40.344								
9	2:02.253	<b>36.574</b>	49.102	36.577	209.7	22:42.597								
10	2:04.407	38.145	49.320	36.942	197.8	24:47.004								
<b>5</b>	<b>Nicolas MILAN</b> FRA													
Milan Competition						Renault CLIO R.S.LINE								
1	6:29.936						6:29.936							
2	2:01.795					35.944	8:31.731							
3	2:01.515	36.807	48.858	35.850	213.9	10:33.246								
4	2:01.916	36.971	48.996	35.949	210.5	12:35.162								
5	2:41.614 B	38.119	52.388	1:11.107	205.7	15:16.776								
6	5:16.028	3:50.263	49.084	36.681	139.7	20:32.804								
7	2:01.405	36.839	48.866	<b>35.700</b>	209.3	22:34.209								
8	<b>2:01.242</b>	<b>36.659</b>	<b>48.668</b>	35.915	210.1	24:35.451								
<b>8</b>	<b>Joaquin RODRIGO</b> ESP													
Team VRT						Renault CLIO R.S.LINE								
1	2:41.122	59.282	1:00.205	41.635	105.4	2:41.122								
2	2:13.773	42.296	52.477	39.000	171.7	4:54.895								
3	2:06.902	38.365	50.594	37.943	203.4	7:01.797								
4	2:05.816	38.179	50.055	37.582	204.2	9:07.613								
5	2:15.728	46.331	51.562	37.835	170.3	11:23.341								
6	2:20.201	38.229	54.466	47.506	206.5	13:43.542								
<b>12</b>	<b>Gabriele TORELLI</b> ITA													
Rangoni Corse						Renault CLIO R.S.LINE								
1	4:09.866	2:19.830	1:07.029	43.007	117.0	4:09.866								
2	2:18.646	46.156	54.369	38.121	156.1	6:28.512								
3	<b>2:00.574</b>	<b>36.371</b>	48.693	<b>35.510</b>	209.7	8:29.086								
4	<b>2:06.148</b>	36.771	<b>51.853</b>	37.524	206.1	10:35.234								
5	2:01.286	36.467	48.720	36.099	211.4	12:36.520								
6	2:10.751 B	36.693	<b>48.413</b>	45.645	207.7	14:47.271								
7	5:38.382	4:08.796	50.416	39.170	138.3	20:25.653								
8	2:01.904	36.770	48.813	36.321	208.5	22:27.557								
9	2:02.081	37.479	48.794	35.808	206.9	24:29.638								
<b>15</b>	<b>David POUGET</b> FRA													
GPA Racing						Renault CLIO R.S.LINE								
1	3:14.851	1:41.537	54.401	38.913	124.4	3:14.851								
2	2:10.438	39.372	53.240	37.826	185.9	5:25.289								
3	2:01.354	36.678	48.701	35.975	211.8	7:26.643								
4	<b>2:04.326</b>	36.774	<b>48.504</b>	39.048	208.9	9:30.969								
5	<b>2:01.103</b>	36.558	48.648	<b>35.897</b>	210.1	11:32.072								
6	2:02.496	36.613	49.455	36.428	209.3	13:34.568								
7	<b>2:44.247 B</b>	<b>36.532</b>	1:02.518	1:05.197	213.0	16:18.815								
8	4:48.502	3:17.701	51.502	39.299	131.7	21:07.317								
9	2:03.864	36.906	49.930	37.028	205.3	23:11.181								
10	2:02.178	36.571	<b>48.541</b>	37.066	211.4	25:13.359								
<b>16</b>	<b>Lionel VIGUIER</b> FRA													
T2CM						Renault CLIO R.S.LINE								
1	4:12.731	2:24.157	1:07.753	40.821	138.8	4:12.731								
2	2:19.444	46.425	54.732	38.287	155.4	6:32.175								
3	2:03.842	37.508	49.522	36.812	207.7	8:36.017								
4	<b>2:03.095</b>	37.183	49.258	<b>36.654</b>	206.5	10:39.112								
5	2:03.136	<b>37.085</b>	<b>49.164</b>	36.887	206.1	12:42.248								
6	<b>2:37.826 B</b>	37.252	49.218	1:11.356	206.1	15:20.074								
7	5:30.860	4:03.707	49.725	37.428	137.6	20:50.934								
8	2:22.869	43.912	55.081	43.876	204.2	23:13.803								
9	2:07.116	37.151	52.189	37.776	209.3	25:20.919								
<b>21</b>	<b>Stephan POLDERMAN</b> NLD													
AST Competition						Renault CLIO R.S.LINE								
1	2:58.819	1:10.763	1:07.309	40.747	99.2	2:58.819								
2	2:11.898	41.051	51.681	39.166	182.1	5:10.717								
3	2:02.841	37.212	49.232	36.397	211.4	7:13.558								
4	<b>2:01.927</b>	36.932	<b>48.797</b>	<b>36.198</b>	211.4	9:15.485								
5	2:03.854	36.968	49.108	37.778	211.8	11:19.339								
6	2:17.753	41.155	58.042	38.556	208.1	13:37.092								
7	<b>2:52.749 B</b>	36.903	1:10.021	1:05.825	213.0	16:29.841								
8	3:58.176	2:27.625	50.650	39.901	141.4	20:28.017								
9	2:02.959	36.866	49.627	36.466	210.1	22:30.976								
10	2:02.505	<b>36.857</b>	49.375	36.273	210.9	24:33.481								
<b>22</b>	<b>Lydia SEMPERE</b> ESP													
AST Competition						Renault CLIO R.S.LINE								





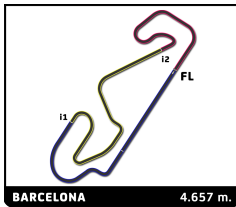
# CLIO CUP SERIES

## RACING WEEKEND BARCELONA

### Entrenamiento Cronometrado 2

### Sector Analysis

_ Invalidated Lap							■ Personal Best							■ Session Best							■ Crossing the pit lane											
Lap	Time	Sector 1	Sector 2	Sector 3	T.Sp	Elapsed	Lap	Time	Sector 1	Sector 2	Sector 3	T.Sp	Elapsed	Lap	Time	Sector 1	Sector 2	Sector 3	T.Sp	Elapsed	Lap	Time	Sector 1	Sector 2	Sector 3	T.Sp	Elapsed					
<b>55 René STEENMETZ</b> NLD																																
AST Competition														Renault CLIO R.S.LINE																		
1	2:58.669	1:09.943	1:07.318	41.408	99.4	2:58.669	9	2:04.061	37.381	49.505	37.175	205.3	22:42.392																			
2	2:13.117	40.861	53.714	38.542	180.6	5:11.786	10	2:05.307	37.336	50.172	37.799	206.9	24:47.699																			
3	2:03.315	37.002	49.757	36.556	211.8	7:15.101	<b>82 Jacopo Giuseppe CIMENES</b> ITA																									
4	2:02.394	37.071	49.043	36.280	209.3	9:17.495	ESSECORSE														Renault CLIO R.S.LINE											
5	2:02.232	36.966	49.015	36.251	208.9	11:19.727	1	3:06.676	1:11.540	1:09.563	45.573	109.0	3:06.676																			
6	2:19.036	43.084	57.523	38.429	207.7	13:38.763	2	2:22.673	46.336	58.117	38.220	158.1	5:29.349																			
7	2:59.191	37.749	1:09.821	1:11.621	210.1	16:37.954	3	2:03.276	37.282	49.558	36.436	206.9	7:32.625																			
8	3:49.174	2:17.436	52.566	39.172	135.8	20:27.128	4	2:02.726	37.002	49.497	36.227	210.9	9:35.351																			
9	2:04.666	37.109	51.086	36.471	211.8	22:31.794	5	2:02.093	36.935	48.915	36.243	207.7	11:37.444																			
10	2:02.228	37.059	49.054	36.115	207.3	24:34.022	6	2:01.975	36.681	48.895	36.399	208.5	13:39.419																			
<b>65 Fabien JULIA</b> FRA																																
LR Performance														Renault CLIO R.S.LINE																		
1	2:39.219	51.758	1:02.823	44.638	109.3	2:39.219	7	2:55.330	37.487	1:10.235	1:07.608	213.0	16:34.749																			
2	2:10.165	41.618	50.819	37.728	175.3	4:49.384	8	3:52.143	2:19.632	52.359	40.152	132.0	20:26.892																			
3	2:04.062	37.765	49.519	36.778	202.2	6:53.446	9	2:02.872	36.743	49.437	36.692	210.9	22:29.764																			
4	2:03.534	37.469	49.179	36.886	203.0	8:56.980	10	2:01.956	36.807	48.935	36.214	211.4	24:31.720																			
5	2:02.717	37.274	49.003	36.440	203.8	10:59.697	<b>85 Benjamin CAUVAS</b> FRA																									
6	2:02.986	37.313	49.055	36.618	204.5	13:02.683	GPA Racing														Renault CLIO R.S.LINE											
7	2:33.272	37.165	52.856	1:03.251	204.9	15:35.955	1	3:17.824	1:45.478	53.203	39.143	136.4	3:17.824																			
8	4:37.341	3:07.558	51.930	37.853	136.7	20:13.296	2	2:12.200	39.840	53.839	38.521	173.4	5:30.024																			
9	2:03.089	37.293	49.135	36.661	200.7	22:16.385	3	2:03.222	37.227	49.339	36.656	206.9	7:33.246																			
10	2:04.072	37.404	49.195	37.473	201.1	24:20.457	4	2:02.650	36.962	49.286	36.402	207.7	9:35.896																			
<b>66 Alejandro ROMERO</b> ESP																																
Team VRT														Renault CLIO R.S.LINE																		
1	2:39.790	53.490	1:01.824	44.476	106.2	2:39.790	5	2:02.299	36.862	49.142	36.295	208.1	11:38.195																			
2	2:12.944	42.792	51.691	38.461	170.9	4:52.734	6	2:02.444	36.818	48.886	36.740	207.3	13:40.639																			
3	2:05.677	38.169	49.978	37.530	203.0	6:58.411	7	3:00.385	37.798	1:09.618	1:12.969	210.1	16:41.024																			
4	2:18.207	40.428	1:00.664	37.115	203.8	9:16.618	<b>91 Luca FRANCA</b> ITA																									
5	2:03.009	36.982	49.137	36.890	207.3	11:19.627	MC Motortecnica														Renault CLIO R.S.LINE											
6	2:02.716	37.062	49.007	36.647	210.5	13:22.343	1	3:15.107	1:41.284	55.019	38.804	121.3	3:15.107																			
7	2:42.000	40.875	1:04.144	56.981	203.0	16:04.343	2	2:10.438	39.448	53.189	37.801	180.6	5:25.545																			
8	4:23.205	2:44.226	56.854	42.125	126.3	20:27.548	3	2:01.312	36.653	48.916	35.743	209.7	7:26.857																			
9	2:03.041	37.031	49.360	36.650	209.7	22:30.589	4	2:02.393	36.751	48.440	37.202	212.2	9:29.250																			
10	2:02.484	36.987	49.170	36.327	207.3	24:33.073	5	2:03.759	37.906	49.443	36.410	207.3	11:33.009																			
<b>67 Jean-Louis CARPONCIN</b> FRA																																
Teamalcar														Renault CLIO R.S.LINE																		
1	3:01.636	1:14.701	1:04.365	42.570	101.3	3:01.636	6	2:04.973	36.427	49.328	39.218	211.8	13:37.982																			
2	2:10.995	40.644	52.094	38.257	194.6	5:12.631	7	2:57.549	37.065	1:10.569	1:09.915	208.5	16:35.531																			
3	2:05.657	37.773	50.459	37.425	207.7	7:18.288	8	3:49.015	2:18.854	51.009	39.152	129.2	20:24.546																			
4	2:05.217	37.952	50.106	37.159	205.3	9:23.505	9	2:01.823	37.000	48.711	36.112	204.2	22:26.369																			
5	2:04.270	37.406	49.980	36.884	204.5	11:27.775	10	2:01.580	36.947	48.630	36.003	203.0	24:27.949																			
6	2:08.942	37.817	52.259	38.866	204.2	13:36.717	<b>99 Guillaume MAIO</b> FRA																									
7	2:56.861	37.603	1:10.983	1:08.275	207.7	16:33.578	GM Sport														Renault CLIO R.S.LINE											
8	4:04.753	2:36.862	50.984	36.907	141.2	20:38.331	1	2:57.487	1:19.144	57.972	40.371	108.5	2:57.487																			
<b>77</b>																																
<b>101 Tomas PEKAR</b> CZE																																
Carpek Racing														Renault CLIO R.S.LINE																		
1	2:57.055	1:09.600	1:07.123	40.332	97.7	2:57.055	2	2:10.747	40.540	51.582	38.625	181.8	5:08.234																			
2	2:11.723	41.564	51.875	38.284	173.9	5:08.778	3	2:03.775	37.339	49.768	36.668	203.0	7:12.009																			
3	2:02.573	36.963	48.960	36.650	207.3	7:11.351	4	2:02.880	37.012	49.630	36.238	207.3	9:14.889																			
<b>99</b>																																
<b>101</b>																																
<b>101</b>																																



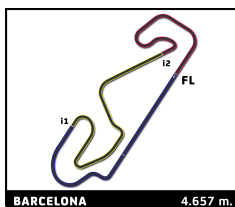
# CLIO CUP SERIES

## RACING WEEKEND BARCELONA

### Entrenamiento Cronometrado 2

### Sector Analysis

_ Invalidated Lap							■ Personal Best							■ Session Best							■ Crossing the pit lane																																																							
Lap	Time	Sector 1	Sector 2	Sector 3	T.Spd	Elapsed	Lap	Time	Sector 1	Sector 2	Sector 3	T.Spd	Elapsed	Lap	Time	Sector 1	Sector 2	Sector 3	T.Spd	Elapsed	Lap	Time	Sector 1	Sector 2	Sector 3	T.Spd	Elapsed																																																	
<b>107 Cristian RICCIARINI</b> ITA																																																																												
ESSECORSE Renault CLIO R.S.LINE																																																																												
4	2:01.991	36.973	48.977	<b>36.041</b>	204.5	9:13.342	2	2:11.356	38.507	52.283	40.566	202.6	5:44.581	3	<b>2:04.018</b>	38.034	49.308	<b>36.676</b>	203.0	7:48.599	4	2:04.196	37.831	49.667	36.698	204.5	9:52.795	5	2:04.252	37.907	49.511	36.834	194.2	11:57.047	6	2:02.245	36.773	48.772	36.700	206.1	13:37.847	7	3:11.171 B	40.797	1:12.940	1:17.434	210.5	16:49.018	8	3:50.814	2:24.239	50.105	36.470	138.8	20:39.832	9	<b>2:01.604</b>	36.842	<b>48.658</b>	36.104	204.5	22:41.436	10	2:01.682	<b>36.754</b>	48.799	36.129	204.9	24:43.118							
<b>158 Florian VENTURI</b> FRA																																																																												
GM Sport Renault CLIO R.S.LINE																																																																												
1	4:09.307	2:18.946	1:06.209	44.152	124.7	4:09.307	1	2:59.932	1:19.298	1:00.258	40.376	136.4	2:59.932	2	2:09.531	39.514	51.438	38.579	203.8	5:09.463	3	2:03.567	37.125	49.613	36.829	205.7	7:13.030	4	<b>2:02.027</b>	36.836	49.025	<b>36.166</b>	210.5	9:15.057	5	2:02.225	<b>36.826</b>	49.014	36.385	208.9	11:17.282	6	2:16.506	37.447	54.401	44.658	202.2	13:33.788	7	2:46.466 B	37.145	1:04.244	1:05.077	209.7	16:20.254	8	4:21.514	2:54.420	49.685	37.409	139.4	20:41.768	9	2:02.531	37.020	49.175	36.336	206.5	22:44.299	10	2:02.850	37.068	<b>48.817</b>	36.965	205.3	24:47.149
<b>113 Adrian SCHIMPF</b> ESP																																																																												
AST Competition Renault CLIO R.S.LINE																																																																												
1	3:18.064	1:49.234	51.599	37.231	120.0	3:18.064	1	3:23.289	1:49.594	54.987	38.708	121.5	3:23.289	2	2:09.776	38.898	53.160	37.718	192.9	5:27.840	3	<b>2:01.136</b>	36.642	48.773	<b>35.721</b>	212.2	7:28.976	4	2:02.860	36.845	49.895	36.120	214.3	9:31.836	5	2:01.362	36.642	<b>48.673</b>	36.047	209.3	11:33.198	6	2:02.120	<b>36.554</b>	49.204	36.362	213.0	13:35.318	7	2:52.539 B	36.762	1:10.382	1:05.395	214.3	16:27.857	8	4:19.259	2:52.901	<b>49.408</b>	<b>36.950</b>	140.3	20:47.116	9	<b>2:02.012</b>	<b>36.958</b>	<b>48.880</b>	36.174	205.3	22:49.128	10	2:03.550	38.192	49.092	36.266	181.2	24:52.678
<b>122 Ludovico LONGONI</b> ITA																																																																												
MC Motor Tecnica Renault CLIO R.S.LINE																																																																												
1	2:56.266	1:02.004	1:10.350	43.912	129.8	2:56.266	1	2:04.496	37.372	50.072	37.052	206.5	7:16.068	2	2:15.306	42.487	52.344	40.475	182.1	5:11.572	3	<b>2:02.462</b>	36.925	49.004	36.533	206.1	9:18.530	4	2:17.752	43.620	57.233	36.899	208.1	11:36.282	5	2:02.829	<b>36.771</b>	<b>48.923</b>	37.135	207.7	13:39.111	6	3:05.987 B	38.528	1:10.985	1:16.474	212.2	16:45.098	7	3:39.736	2:09.483	51.171	39.082	128.6	20:24.834	8	2:04.638	37.214	50.279	37.145	202.6	22:29.472	9	2:02.836	37.225	49.181	<b>36.430</b>	207.3	24:32.308							
<b>199 Alejandro SCHIMPF</b> ESP																																																																												
AST Competition Renault CLIO R.S.LINE																																																																												
1	4:15.127	2:29.918	1:03.300	41.909	120.3	4:15.127	1	3:19.094	1:49.723	52.040	37.331	122.4	3:19.094	2	<b>2:18.825</b>	45.570	54.983	38.272	142.9	6:33.952	3	<b>2:02.300</b>	36.818	<b>49.305</b>	<b>36.177</b>	209.3	7:30.617	4	<b>2:01.408</b>	<b>36.654</b>	<b>48.697</b>	36.057	209.3	11:33.748	5	2:01.937	36.678	48.894	36.365	209.3	13:35.685	6	2:46.175 B	36.729	1:04.146	1:05.300	210.9	16:21.860	7	4:25.743	2:59.543	49.178	37.022	136.4	20:47.603	8	<b>2:01.980</b>	37.018	48.722	<b>36.240</b>	207.3	22:49.583	9	<b>2:02.343</b>	37.040	<b>49.003</b>	36.300	206.1	24:51.926							
<b>558 Pierre BREDEAUX</b> FRA																																																																												
Comte Racing Team Renault CLIO R.S.LINE																																																																												
1	3:33.225	1:58.857	55.721	38.647	121.9	3:33.225	1	3:31.551	1:57.092	55.538	38.921	123.4	3:31.551	2	<b>2:06.519</b>	38.514	50.639	<b>37.366</b>	206.1	8:40.471	3	2:01.564	36.865	48.708	35.991	210.1	7:46.591	4	2:06.409	37.256	52.808	36.345	204.2	9:53.000	5	<b>2:01.350</b>	<b>36.808</b>	<b>48.558</b>	<b>35.984</b>	206.5	11:54.350	6	2:07.333	38.729	51.456	37.148	196.0	14:01.683																												
<b>137 Calvin COMTE</b> FRA																																																																												
Comte Racing Team Renault CLIO R.S.LINE																																																																												
1	3:33.225	1:58.857	55.721	38.647	121.9	3:33.225	1	2:05.248	37.997	<b>50.047</b>	37.204	204.9	10:45.719	2	<b>2:04.997</b>	37.862	50.251	<b>36.884</b>	203.4	12:50.716																																																								



## CLIO CUP SERIES

### RACING WEEKEND BARCELONA

#### Entrenamiento Cronometrado 2

#### Sector Analysis

— Invalidated Lap    ■ Personal Best    ■ Session Best    B Crossing the pit lane

Lap	Time	Sector 1	Sector 2	Sector 3	T.Sp	Elapsed	Lap	Time	Sector 1	Sector 2	Sector 3	T.Sp	Elapsed
7	2:53.871 B	40.162	1:06.219	1:07.490	211.4	16:55.554							
8	4:07.396	2:35.119	53.364	38.913	124.9	21:02.950							
9	<u>2:05.052</u>	36.890	<u>49.981</u>	38.181	205.7	23:08.002							
10	2:01.728	36.850	48.759	36.119	204.9	25:09.730							

**999** HORN FRA  
GPA Racing Renault CLIO R.S.LINE

1	3:22.333	1:48.906	54.575	38.852	126.3	3:22.333
2	2:08.702	39.386	51.183	38.133	202.6	5:31.035
3	2:04.288	37.474	49.756	37.058	207.7	7:35.323
4	2:04.643	37.507	50.031	37.105	206.1	9:39.966
5	<b>2:03.686</b>	<b>37.264</b>	49.568	<b>36.854</b>	206.1	11:43.652
6	2:07.040	37.605	52.002	37.433	204.5	13:50.692
7	3:08.084 B	38.154	1:08.026	1:21.904	208.1	16:58.776
8	4:10.665	2:39.892	50.940	39.833	141.5	21:09.441
9	2:03.896	37.284	<b>49.375</b>	37.237	206.9	23:13.337
10	2:08.576	37.493	52.394	38.689	205.3	25:21.913