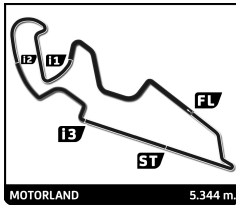


Eurocup3 ROUND 6 - MOTORLAND FREE PRACTICE 1

Sector Analysis

Invalidated Lap | Personal Best | Session Best | Crossing the pit lane

Lap	Time	Sector 1	Sector 2	Sector 3	Sector 4	T.Spd	Lap	Time	Sector 1	Sector 2	Sector 3	Sector 4	T.Spd	
2	Noah LISLE (GBR) Campos Racing / Tatuus T-318							1	3:15.721 B	1:24.581	33.635	23.454	54.051	214.7
1	2:42.264	1:05.751	33.521	21.796	41.196	224.5	2	2:42.918	1:12.561	31.285	19.804	39.268	228.3	
2	2:04.106	30.877	32.001	20.361	40.867	171.4	3	1:55.498	29.678	30.014	18.992	36.814	232.8	
3	<u>1:56.241</u>	<u>29.598</u>	<u>30.420</u>	19.234	36.989	233.8	4	1:54.809	29.329	29.917	18.951	36.612	233.3	
4	1:55.025	29.321	29.948	19.117	36.639	232.8	5	1:58.836	29.261	30.929	21.797	36.849	231.8	
5	1:54.522	29.151	29.812	18.963	36.596	231.3	6	2:01.275 B	29.159	29.665	19.972	42.479	233.8	
6	1:54.260	29.120	29.742	18.965	36.433	230.3	7	7:01.679	5:22.660	34.983	22.081	41.955	200.0	
7	2:01.611 B	29.363	29.862	19.225	43.161	233.3	8	1:59.973	31.973	30.745	19.827	37.428	232.3	
8	7:38.113	6:04.074	32.828	21.115	40.096	224.5	9	<u>1:54.445</u>	<u>29.177</u>	29.748	19.052	36.468	235.3	
9	2:01.335	30.593	31.032	19.922	39.788	229.3	10	1:53.872	29.153	29.689	18.744	36.286	234.3	
10	1:55.154	29.425	29.947	19.081	36.701	233.3	11	1:53.862	29.101	29.714	18.818	36.229	233.3	
11	1:54.722	29.149	29.996	18.971	36.606	230.8	12	1:53.568	29.215	29.470	18.764	36.119	234.8	
12	1:54.204	29.098	29.902	18.903	36.301	235.3	13	1:58.735	32.530	30.927	18.710	36.568	232.3	
13	<u>1:57.040</u>	<u>29.071</u>	30.101	19.029	38.839	234.3	14	2:20.363 B	30.248	36.342	23.069	50.704	195.7	
14	2:07.518 B	29.009	29.681	18.889	49.939	217.3								
3	Javier SAGRERA (ESP) MP Motorsport / Tatuus T-318							1	2:34.468	54.239	33.571	22.216	44.442	184.0
1	2:46.581 B	1:01.326	34.663	22.923	47.669	217.7	2	2:04.538	32.832	31.433	21.256	39.017	206.1	
2	3:01.425 B	1:25.032	31.679	20.701	44.013	224.1	3	1:56.449	30.245	30.090	18.999	37.115	232.3	
3	2:41.348	1:13.667	30.629	19.347	37.705	226.9	4	1:54.860	29.364	29.700	18.851	36.945	234.3	
4	1:57.739	29.311	30.622	19.779	38.027	232.8	5	1:54.187	29.233	29.551	18.739	36.664	233.8	
5	1:54.048	29.203	29.501	18.738	36.606	232.8	6	1:59.234 B	29.189	29.460	18.780	41.805	235.3	
6	2:01.574 B	28.905	29.359	18.684	44.626	231.3	7	10:40.993	9:02.111	33.116	24.479	41.287	169.0	
7	7:57.813	6:22.956	33.112	21.882	39.863	210.9	8	2:06.697	31.806	30.751	22.691	41.449	203.0	
8	2:01.796	31.634	31.239	20.218	38.705	226.9	9	1:54.362	29.185	29.759	18.851	36.567	235.3	
9	1:56.601	29.633	30.101	19.169	37.698	233.3	10	1:53.917	29.141	29.574	18.658	36.544	234.3	
10	1:53.604	29.162	29.441	18.752	36.249	233.8	11	<u>1:53.453</u>	<u>28.901</u>	29.475	18.754	36.323	233.8	
11	1:58.587	29.114	29.797	18.615	41.061	229.8	12	1:53.549	29.023	29.373	18.788	36.365	234.8	
12	1:53.402	29.123	29.437	18.571	36.271	234.3	13	2:22.973 B	35.410	35.674	21.940	49.949	220.0	
13	2:19.730 B	28.835	29.502	25.969	55.424	165.4	14	4:26.143 B	2:47.244	30.084	18.974	49.841	233.8	
14	4:46.230	3:18.128	30.497	18.994	38.611	232.8								
15	2:29.409 B	32.285	38.796	26.181	52.147	185.9								
4	Pierre-Louis CHOVET (FRA) Palou Motorsport / Tatuus T-318							1	2:52.102	1:18.254	33.783	21.503	38.562	231.3
1	2:18.189 B	39.071	32.928	21.108	45.082	223.6	2	2:02.901	31.453	30.790	20.100	40.558	214.7	
2	2:45.532	1:05.230	33.043	20.851	46.408	195.3	3	1:56.066	29.440	30.132	19.455	37.039	232.3	
3	2:09.048	31.450	35.796	19.720	42.082	200.7	4	1:55.113	29.149	30.090	19.151	36.723	231.3	
4	1:56.802	29.780	30.746	19.272	37.004	231.3	5	1:55.098	29.289	29.950	19.269	36.590	232.3	
5	1:55.535	29.517	30.126	19.153	36.739	232.3	6	1:54.507	29.030	29.802	19.135	36.540	231.8	
6	<u>1:55.055</u>	<u>29.324</u>	29.990	19.086	36.655	231.8	7	1:54.193	28.974	29.733	18.982	36.504	232.8	
7	1:55.071	29.236	29.882	19.031	36.922	233.8	8	1:54.296	29.089	29.627	19.083	36.497	232.3	
8	<u>1:54.916</u>	<u>29.163</u>	29.969	19.096	36.688	233.3	9	1:59.618 B	29.145	29.705	19.031	41.737	232.8	
9	1:54.453	29.183	29.836	18.940	36.494	233.3	10	5:26.686	3:49.304	33.652	21.462	42.268	185.2	
10	2:07.348 B	29.290	29.928	19.102	49.028	233.8	11	1:59.609	30.386	30.878	19.956	38.389	225.9	
11	7:09.705	5:35.162	31.639	20.154	42.750	194.6	12	1:57.666	29.519	30.014	19.290	38.843	168.5	
12	1:59.490	29.573	30.028	20.896	38.993	214.3	13	1:54.560	29.262	29.810	18.943	36.545	234.3	
13	1:54.187	29.179	29.797	18.855	36.356	233.8	14	1:54.085	29.144	29.753	18.949	36.239	234.3	
14	2:10.567 B	29.024	29.510	20.021	52.012	173.4	15	2:05.639 B	29.184	29.655	18.865	47.935	225.5	
15	5:10.362	3:41.071	30.026	19.360	39.905	225.9								
16	2:29.725 B	32.688	37.895	25.131	54.011	174.8								
5	Valentin KLUSS (DEU) Campos Racing / Tatuus T-318							1	5:04.840	3:22.493	36.990	21.865	43.492	194.6
1							2	2:01.185	31.531	31.806	19.772	38.076	231.3	
2							3	1:56.707	29.853	30.250	19.294	37.310	233.3	
3							4	1:55.566	29.807	29.976	19.125	36.658	233.8	
4							5	<u>1:55.316</u>	29.612	30.078	<u>19.046</u>	36.580	234.3	



Eurocup3

ROUND 6 - MOTORLAND

FREE PRACTICE 1

Sector Analysis

— Invalidated Lap ■ Personal Best ■ Session Best B Crossing the pit lane

Lap	Time	Sector 1	Sector 2	Sector 3	Sector 4	T.Sp	Lap	Time	Sector 1	Sector 2	Sector 3	Sector 4	T.Sp
6	1:59.669B	29.385	29.795	19.082	41.407	235.3	6	1:54.133	29.217	29.489	18.843	36.584	231.8
7	2:33.701B	1:04.126	29.915	19.006	40.654	234.8	7	2:03.754B	29.081	32.016	19.356	43.301	231.3
8	8:14.396	6:34.299	34.332	23.369	42.396	175.6	8	7:57.355	6:26.493	32.432	20.265	38.165	223.1
9	2:02.225	33.463	30.467	19.147	39.148	184.3	9	1:57.203	29.630	30.736	19.277	37.560	232.3
10	1:54.191	29.377	29.670	18.770	36.374	234.3	10	1:54.671	29.322	29.860	18.941	36.548	231.8
11	1:53.729	29.173	29.571	18.700	36.285	233.3	11	1:53.805	29.182	29.489	18.738	36.396	232.3
12	1:58.796B	29.135	29.423	18.677	41.561	233.8	12	1:53.548	29.038	29.532	18.736	36.242	233.3
13	6:14.235B	4:31.467	30.056	18.908	53.804	236.8	13	2:08.282B	28.851	29.437	19.008	50.986	204.2

10 Luciano MORANO							17 Daniel NOGALES						
Palou Motorsport							Saintéloc Racing						
Tatuus T-318							Tatuus T-318						
1	2:20.994B	41.433	32.927	21.047	45.587	228.3	1	2:48.738	1:09.748	33.903	22.953	42.134	216.4
2	2:43.268	1:11.401	30.871	21.417	39.579	232.3	2	2:01.911	31.795	31.630	20.391	38.095	233.8
3	1:57.295	30.176	30.505	19.606	37.008	234.3	3	1:57.723	30.476	30.423	19.351	37.473	232.8
4	1:56.338	29.601	30.229	19.564	36.944	234.3	4	2:07.117	33.664	33.246	21.629	38.578	218.2
5	1:56.224	29.738	30.352	19.407	36.727	235.3	5	1:54.678	29.385	30.019	18.936	36.338	235.3
6	1:56.195	29.545	30.264	19.275	37.111	232.3	6	1:54.818	29.092	30.020	19.144	36.562	233.3
7	2:00.801B	29.665	30.086	19.345	41.705	235.3	7	2:00.559B	29.072	29.686	19.018	42.783	234.3
8	4:41.632	3:10.015	32.507	21.094	38.016	229.8	8	8:50.852	7:15.800	33.554	22.964	38.534	228.3
9	1:56.650	29.936	30.375	19.466	36.873	233.3	9	2:04.133	32.457	31.148	20.285	40.243	198.9
10	1:57.233	30.464	30.531	19.614	36.624	235.3	10	1:54.730	29.574	29.921	18.989	36.246	236.3
11	1:55.941	29.332	30.164	19.801	36.644	233.3	11	1:53.942	29.111	29.815	18.938	36.078	236.3
12	1:55.653	29.433	30.188	19.166	36.866	234.3	12	1:53.965	29.125	29.895	18.825	36.120	236.3
13	1:54.408	29.313	29.705	19.023	36.367	234.3	13	2:02.974B	28.891	29.622	18.995	45.466	231.8
14	1:54.237	29.175	29.853	19.002	36.207	235.8							
15	1:54.100	29.116	29.650	19.052	36.282	241.1							
16	2:31.525B	40.179	37.156	23.677	50.513	227.4							
17	3:47.304	2:17.901	30.439	19.302	39.662	234.8							
18	2:31.491B	34.557	36.189	24.444	56.301	182.4							

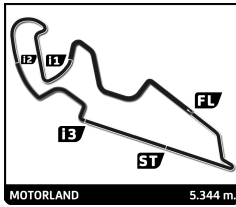
12 Alexander ABKHAZAVA						
Saintéloc Racing						
Tatuus T-318						
1	2:26.041	49.531	33.771	22.540	40.199	224.1
2	2:00.118	30.907	30.889	20.150	38.172	235.8
3	1:56.941	30.027	30.501	19.506	36.907	234.8
4	2:02.447B	29.642	30.299	19.267	43.239	232.8
5	2:45.867	1:10.764	36.195	21.721	37.187	235.8
6	1:55.300	29.647	30.189	19.010	36.454	235.3
7	1:54.733	29.231	29.801	19.001	36.700	235.8
8	2:01.543B	29.168	29.999	19.172	43.204	234.8
9	6:26.074	4:53.141	33.996	21.248	37.689	222.7
10	1:56.564	29.588	30.083	19.072	37.821	234.8
11	1:56.588	29.198	29.824	18.900	38.666	235.8
12	1:53.544	28.906	29.581	18.813	36.244	235.8
13	1:53.465	28.855	29.626	18.813	36.171	236.3
14	1:53.480	28.964	29.541	18.820	36.155	237.4
15	2:31.382B	39.906	36.834	23.253	51.389	233.8
16	3:44.929	2:13.835	29.819	19.233	42.042	219.1
17	2:28.255B	34.353	36.218	23.246	54.438	169.3

16 Michael SHIN						
Campos Racing						
Tatuus T-318						
1	3:48.049B	2:10.788	31.926	20.360	44.975	201.9
2	2:38.492	1:04.670	32.997	19.510	41.315	220.0
3	2:00.075	30.239	30.283	19.133	40.420	231.3
4	1:55.454	29.503	30.014	19.012	36.925	231.3
5	1:54.397	29.225	29.698	18.873	36.601	232.8

18 Garrett BERRY						
Palou Motorsport						
Tatuus T-318						
1	3:29.053	1:49.528	34.956	22.311	42.258	217.3
2	2:11.769B	30.623	31.492	22.340	47.314	228.3
3	6:12.717	4:33.196	33.025	19.831	46.665	139.7
4	1:57.766	30.023	30.894	19.295	37.554	229.8
5	2:07.518B	29.535	30.127	19.182	48.674	230.8
6	8:16.807	6:43.324	31.691	20.393	41.399	223.1
7	1:59.748	29.703	30.430	19.708	39.907	232.3
8	1:56.463	29.740	30.397	19.445	36.881	232.3
9	1:55.993	29.443	30.132	19.530	36.888	232.3
10	1:55.401	29.473	30.179	19.171	36.578	233.8
11	2:16.614B	29.305	29.905	24.697	52.707	176.5
12	5:52.178B	4:08.775	30.692	19.342	53.369	143.2

20 Gaspard LE GALLAIS						
Drivex						
Tatuus T-318						
1	2:58.063	1:16.588	35.720	24.174	41.581	204.5
2	2:05.447	31.455	31.853	21.489	40.650	216.9
3	1:57.000	30.195	30.469	19.398	36.938	232.8
4	1:56.668	29.611	30.595	19.614	36.848	233.8
5	1:56.122	30.115	30.225	19.159	36.623	232.8
6	2:02.614B	29.630	30.437	19.245	43.302	233.8
7	11:31.219	9:56.006	34.547	21.837	38.829	193.2
8	2:00.612	30.905	31.243	20.498	37.966	227.4
9	1:55.161	29.385	30.004	19.149	36.623	233.3
10	1:57.838	30.796	30.369	19.349	37.324	233.3
11	1:54.644	29.284	29.966	18.931	36.463	233.8

21 Victoria BLOKHINA						
Drivex						
Tatuus T-318						
1	2:59.022	1:20.829	33.971	23.266	40.956	206.9



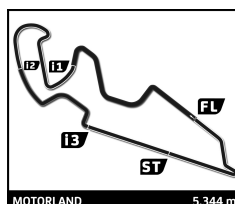
Eurocup3

ROUND 6 - MOTORLAND

FREE PRACTICE 1

Sector Analysis

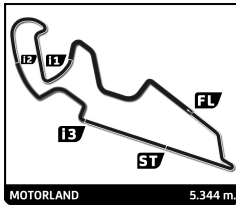
— Invalidated Lap							■ Personal Best	■ Session Best	B Crossing the pit lane							
Lap	Time	Sector 1	Sector 2	Sector 3	Sector 4	T.Sp	Lap	Time	Sector 1	Sector 2	Sector 3	Sector 4	T.Sp			
2	2:07.539	32.351	31.440	22.798	40.950	230.8	11	7:42.556	6:09.365	31.213	22.411	39.567	224.1			
3	1:59.969	30.309	31.002	19.787	38.871	230.8	12	1:54.789	29.409	30.223	18.908	36.249	233.3			
4	1:57.126	30.071	30.440	19.476	37.139	233.3	13	1:53.873	29.059	29.620	18.818	36.376	234.3			
5	1:56.227	29.718	30.192	19.448	36.869	234.8	14	2:00.319B	29.088	29.499	19.031	42.701	232.8			
6	1:56.750	29.944	30.499	19.316	36.991	232.8										
7	2:03.542B	29.889	30.364	20.090	43.199	231.3										
8	9:55.616	8:08.854	37.397	27.303	42.062	213.0										
9	2:12.672	34.800	34.544	22.200	41.128	173.4										
10	2:00.060	30.319	30.543	19.644	39.554	232.3										
11	1:56.653	29.553	29.971	20.325	36.804	233.8										
12	1:58.796	29.717	30.123	19.233	39.723	234.8										
13	2:31.598B	39.432	36.475	23.498	52.193	229.3										
23 Christian HO							SGP									
Campos Racing							Tatuus T-318									
1	2:43.575B	59.034	34.450	22.058	48.033	208.5										
2	3:02.064B	1:21.492	31.123	19.949	49.500	212.6										
3	2:38.465	1:08.772	31.299	18.910	39.484	233.3										
4	1:53.865	29.282	29.510	18.585	36.488	232.8										
5	1:59.980B	29.181	29.817	18.768	42.214	232.3										
6	9:07.998	7:28.658	37.474	22.224	39.642	209.7										
7	1:59.030	31.790	30.707	19.354	37.179	232.3										
8	1:55.045	29.350	29.821	19.120	36.754	231.3										
9	1:56.681	29.087	29.475	18.708	39.411	234.3										
10	1:53.287	29.028	29.336	18.590	36.333	233.3										
11	1:53.228	29.008	29.354	18.555	36.311	234.3										
12	1:52.715	28.927	29.176	18.384	36.228	234.8										
13	2:26.613B	38.841	38.257	21.718	47.797	232.3										
26 Hadrien DAVID							FRA									
DXR							Tatuus T-318									
1	2:56.779	1:15.676	35.985	24.045	41.073	191.2										
2	2:05.696	31.639	32.212	21.446	40.399	208.9										
3	1:55.554	29.471	30.073	19.261	36.749	232.8										
4	1:55.778	30.133	29.918	19.341	36.386	233.3										
5	1:53.860	29.046	29.624	18.889	36.301	233.3										
6	2:05.721B	29.097	31.898	19.393	45.333	205.3										
7	11:32.595	9:56.295	35.691	21.639	38.970	198.5										
8	2:00.123	31.257	31.399	20.088	37.379	226.4										
9	1:54.512	29.325	30.024	19.013	36.150	234.3										
10	1:53.597	29.059	29.617	18.727	36.194	233.8										
11	1:53.778	28.919	29.671	19.084	36.104	235.3										
12	2:17.746B	28.909	29.493	25.641	53.703	179.4										
30 Theodor JENSEN							DNK									
Palou Motorsport							Tatuus T-318									
1	2:06.512	32.852	32.631	21.082	39.947	201.1										
2	2:03.203	31.115	31.809	20.876	39.403	208.5										
3	1:57.682	30.107	30.703	19.498	37.374	228.3										
4	1:56.200	29.687	30.285	19.180	37.048	230.3										
5	1:56.016	29.520	30.186	19.184	37.126	230.8										
6	1:55.726	29.429	30.201	19.200	36.896	230.3										
7	1:56.534	29.442	31.110	19.195	36.787	232.3										
8	1:55.518	29.387	30.169	19.310	36.652	235.3										
9	1:55.085	29.239	29.986	19.072	36.788	233.8										
10	2:00.012B	29.354	30.056	19.135	41.467	233.8										
11	5:44.456	4:08.302	33.292	21.500	41.362	194.2										
12	2:03.954	30.579	31.217	20.294	41.864	178.5										
13	1:55.762	29.735	30.191	18.991	36.845	232.3										
14	1:54.869	29.265	30.072	18.966	36.566	231.8										
15	2:00.888B	29.203	29.788	18.902	42.995	232.8										
16	5:50.615	4:23.309	30.098	19.252	37.956	212.6										
17	2:28.526B	30.828	38.564	26.065	53.069	184.3										
34 Dario CABANELAS							CHE									
MP Motorsport							Tatuus T-318									
1	2:23.975	48.462	34.095	22.093	39.325	225.9										
2	2:00.940	30.997	31.183	19.840	38.920	222.7										
3	1:56.063	29.516	30.292	18.963	37.292	231.8										
4	1:55.285	29.419	30.150	18.876	36.840	232.3										
5	1:54.135	29.009	29.810	18.716	36.600	232.8										
6	2:16.270B	33.509	31.320	22.380	49.061	233.3										
7	10:40.934	9:01.900	36.811	22.417	39.806	207.3										
8	2:09.673	32.497	31.713	20.740	44.723	186.2										
9	1:55.548	29.710	30.193	18.940	36.705	233.3										
10	1:54.508	29.303	29.775	18.775	36.655	232.8										
11	1:53.841	29.013	29.685	18.552	36.591	233.8										
12	1:59.159	28.995	29.724	21.525	38.915	233.8										
13	2:27.268B	37.822	37.107	23.928	48.411	223.1										
14	4:11.777B	2:31.567	30.438	19.356	50.416	234.8										
22 Emerson FITTIPALDI							BRA									
MP Motorsport							Tatuus T-318									
1	2:27.826B	44.701	33.929	21.673	47.523	226.9										
2	2:50.840	1:16.315	31.764	21.214	41.547	207.3										
3	1:57.174	30.345	30.415	19.175	37.239	231.3										
4	1:55.497	29.521	29.951	18.967	37.058	231.3										
5	1:59.473B	29.168	29.923	18.815	41.567	231.8										
6	11:25.105	9:46.105	34.923	22.586	41.491	204.9										
7	2:05.003	31.581	31.595	19.955	41.872	192.9										
8	1:55.064	29.420	29.987	18.941	36.716	228.8										
9	1:54.465	29.141	29.897	18.662	36.765	232.8										
10	1:54.115	29.187	29.708	18.743	36.477	233.8										
11	1:53.928	29.042	29.716	18.624	36.546	234.8										
12	2:21.785B	29.620	35.824	25.241	51.100	218.6										
13	5:03.394B	3:19.548	30.265	19.363	54.218	233.3										
21 Joao DIAZ							BRA									
DXR							Tatuus T-318									
1	2:13.261	39.457	32.985	21.049	39.770	215.6										
2	1:59.324	29.776	30.728	19.656	39.164	232.8										
3	1:56.849	29.769	30.414	19.667	36.999	234.8										
4	1:59.878	29.934	31.062	19.256	39.626	172.2										
5	1:55.496	29.375	30.311	19.117	36.693	231.3										
6	1:55.364	29.151	30.451	19.091	36.671	232.3										
7	1:54.553	29.311	29.827	18.899	36.516	232.3										
8	2:04.495	31.610	33.939	20.992	37.954	228.3										
9	1:55.214	29.197	29.856	19.351	36.810	231.3										
10	2:02.582B	29.193	30.234	19.924	43.231	232.3										



Eurocup3 ROUND 6 - MOTORLAND FREE PRACTICE 1

Sector Analysis

Main table containing driver names (e.g., Linus HELLBERG, Diego DE LA TORRE, Emil HELLBERG, Jesse CARRASQUEDO), lap numbers, times, and sector-by-sector analysis data.



Eurocup3 ROUND 6 - MOTORLAND FREE PRACTICE 1

Sector Analysis

— Invalidated Lap							■ Personal Best							■ Session Best							B Crossing the pit lane						
Lap	Time	Sector 1	Sector 2	Sector 3	Sector 4	T.Spd	Lap	Time	Sector 1	Sector 2	Sector 3	Sector 4	T.Spd	Lap	Time	Sector 1	Sector 2	Sector 3	Sector 4	T.Spd	Lap	Time	Sector 1	Sector 2	Sector 3	Sector 4	T.Spd
5	7:55.034	6:19.344	34.845	21.966	38.879	221.3	9	1:54.304	29.349	29.825	19.079	36.051	235.8														
6	1:59.696	31.240	31.125	20.113	37.218	231.8	10	1:54.445	29.481	29.812	18.871	36.281	234.8														
7	1:55.558	29.554	30.038	19.395	36.571	233.8	11	1:54.177	<u>29.199</u>	29.741	18.892	36.345	234.8														
8	1:55.026	<u>29.200</u>	30.064	19.275	36.487	236.8	12	2:09.299 B	29.311	29.635	26.125	44.228	234.3														
9	1:55.191	29.496	30.083	19.209	36.403	233.8	13	5:47.104	4:15.768	30.596	19.410	41.330	218.2														
10	1:54.642	29.184	29.795	19.162	36.501	234.8	14	2:30.609 B	32.839	35.989	24.532	57.249	170.9														
11	1:54.464	29.205	29.818	19.095	36.346	234.8																					
12	2:24.027	45.443	33.962	20.180	44.442	220.4																					
13	2:29.736 B	38.144	37.585	23.753	50.254	233.8																					
14	4:17.684 B	2:33.280	30.751	19.707	53.946	236.8																					

77	Isaac BARASHI	GBR				
GRS Team USA		Tatuus T-318				
1	2:10.890	37.539	32.951	21.526	38.874	228.8
2	2:00.361	30.878	31.233	19.733	38.517	231.3
3	1:57.936	30.697	30.573	19.485	37.181	234.3
4	1:56.601	29.749	30.145	19.481	37.226	231.8
5	1:55.662	29.576	29.935	19.246	36.905	233.3
6	1:55.403	<u>29.418</u>	29.956	19.259	36.770	233.8
7	2:00.806 B	29.605	29.846	19.516	41.839	234.8
8	5:43.745	4:07.520	33.483	21.370	41.372	204.9
9	2:00.801	31.827	31.285	19.761	37.928	215.6
10	1:55.727	29.992	30.121	19.012	36.602	234.3
11	1:54.485	29.309	29.797	18.915	36.464	234.3
12	1:55.780	29.287	29.977	18.961	37.555	233.8
13	1:54.110	29.116	29.619	18.905	36.470	234.8
14	1:53.898	<u>29.059</u>	<u>29.663</u>	<u>18.853</u>	<u>36.323</u>	234.8
15	1:58.972 B	29.095	29.553	18.800	41.524	234.3
16	6:36.094 B	4:27.651	31.140	19.931	1:17.372	232.8

84	Owen TANGAVELOU	VNM				
MP Motorsport		Tatuus T-318				
1	2:15.181 B	34.575	33.632	21.475	45.499	195.3
2	2:37.624 B	58.704	32.529	21.224	45.167	186.5
3	2:27.528	56.948	30.460	19.607	40.513	210.1
4	1:54.941	29.329	29.728	19.119	36.765	232.3
5	1:54.205	29.126	29.737	18.847	36.495	233.8
6	2:01.885 B	<u>28.981</u>	30.974	19.091	42.839	234.8
7	9:32.275	7:58.470	33.085	21.886	38.834	227.4
8	2:06.565	32.896	31.779	22.630	39.260	204.5
9	1:54.373	29.248	29.828	18.894	36.403	233.8
10	1:56.266	31.035	<u>29.735</u>	18.901	36.595	232.3
11	1:54.299	29.340	29.687	18.780	36.492	233.3
12	1:53.466	29.079	29.515	18.712	36.160	232.3
13	2:26.988 B	29.006	36.494	26.109	55.379	165.9
14	4:51.025 B	3:05.753	29.824	19.144	56.304	188.8

99	José GARFIAS	MEX				
Saintéloc Racing		Tatuus T-318				
1	2:39.070	59.556	35.742	22.593	41.179	219.5
2	2:03.726	32.187	31.962	20.975	38.602	229.8
3	1:58.284	30.375	30.670	19.794	37.445	232.3
4	1:56.026	29.644	30.099	19.230	37.053	233.8
5	2:09.814	33.364	32.330	23.198	40.922	195.3
6	2:44.571 B	29.498	1:03.667	22.907	48.499	208.5
7	10:11.377	8:31.097	35.538	22.753	41.989	213.0
8	2:00.448	31.232	31.349	20.159	37.708	233.8