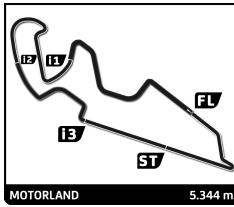


Eurocup3 ROUND 6 - MOTORLAND QUALIFYING 1

Sector Analysis

— Invalidated Lap ■ Personal Best ■ Session Best B Crossing the pit lane

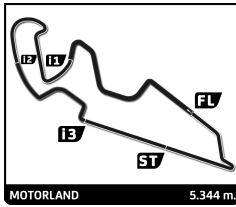
Lap	Time	Sector 1	Sector 2	Sector 3	Sector 4	T.Spd	Lap	Time	Sector 1	Sector 2	Sector 3	Sector 4	T.Spd	
2	Noah LISLE GBR Campos Racing Tatuus T-318							7	Georgy ZHURAVSKIY KGZ Drivex Tatuus T-318					
1	2:25.911 B	39.019	34.340	23.681	48.871	215.6	1	2:20.837 B	40.591	33.116	21.324	45.806	187.2	
2	5:49.432 B	3:56.576	32.681	24.675	55.500	158.8	2	5:27.299 B	3:42.857	30.831	21.130	52.481	163.9	
3	4:28.546	2:47.876	31.967	20.227	48.476	173.6	3	4:57.475	3:18.899	32.327	21.536	44.713	225.9	
4	1:59.561	29.533	30.093	19.239	40.696	227.4	4	1:59.270	29.850	30.924	19.462	39.034	225.9	
5	1:54.947	29.141	29.934	18.953	36.919	228.8	5	1:55.507	29.430	29.982	19.159	36.936	228.3	
6	1:54.289	29.039	29.598	18.924	36.728	230.3	6	1:55.230	29.363	29.903	19.264	36.700	228.3	
7	1:54.019	29.024	29.607	18.731	36.657	228.8	7	2:02.672	29.570	34.708	20.764	37.630	227.4	
8	1:54.718	29.022	29.559	19.005	37.132	227.4	8	1:54.836	29.181	29.745	19.207	36.703	228.8	
9	2:21.904 B	29.483	29.926	22.050	1:00.445	130.8	9	2:19.620 B	29.305	29.676	20.711	59.928	111.3	
3	Javier SAGRERA ESP MP Motorsport Tatuus T-318							9	Nikola TSOLOV BGR GRS Team USA Tatuus T-318					
1	4:58.673	3:22.462	33.075	22.080	41.056	213.0	1	2:22.426	44.981	33.056	21.934	42.455	194.6	
2	2:17.944 B	31.371	30.891	20.308	55.374	205.7	2	1:58.968	30.279	30.266	19.145	39.278	202.6	
3	5:07.652	3:32.156	31.462	20.788	43.246	205.3	3	1:53.849	29.095	29.566	18.815	36.373	233.3	
4	1:54.761	29.138	29.828	18.833	36.962	225.5	4	2:20.441 B	29.117	39.462	24.402	47.460	227.4	
5	1:54.069	29.062	29.621	18.775	36.611	227.4	5	4:21.245	2:28.032	34.523	21.511	57.179	210.5	
6	1:54.056	28.979	29.533	18.787	36.757	229.3	6	1:54.220	29.134	29.678	18.875	36.533	230.3	
7	2:02.812	28.947	34.204	22.764	36.897	228.8	7	2:00.268	29.047	29.588	21.664	39.969	203.4	
8	1:53.514	28.787	29.420	18.863	36.444	229.8	8	1:53.926	29.048	29.437	18.834	36.607	231.3	
9	2:11.753 B	28.890	29.386	18.715	54.762	189.5	9	1:56.192	29.181	31.365	18.989	36.657	229.3	
4	Pierre-Louis CHOVET FRA Palou Motorsport Tatuus T-318							10	Luciano MORANO FRA Palou Motorsport Tatuus T-318					
1	2:19.569	39.915	35.597	22.166	41.891	200.0	1	2:39.573	1:00.041	32.179	20.338	47.015	103.1	
2	1:58.876	29.961	31.446	19.787	37.682	225.5	2	1:59.116	30.003	30.199	19.303	39.611	229.8	
3	2:02.648 B	29.477	30.247	19.469	43.455	229.3	3	1:55.347	29.390	30.018	18.995	36.944	231.8	
4	11:10.817	9:43.579	30.473	19.384	37.381	225.5	4	2:30.349 B	39.454	37.432	23.416	50.047	230.3	
5	1:54.966	29.259	29.878	19.109	36.720	227.4	5	4:08.944	2:16.101	31.579	21.396	59.868	102.6	
6	2:10.380 B	29.137	29.832	19.213	52.198	186.2	6	1:59.584	29.258	30.211	19.155	40.960	230.3	
5	Valentin KLUSS DEU Campos Racing Tatuus T-318							11	Alexander ABKHAZAVA KAZ Saintéloc Racing Tatuus T-318					
1	3:22.351	1:52.149	31.236	19.993	38.973	223.6	1	3:29.349	2:00.280	31.245	20.145	37.679	219.1	
2	2:03.532	29.886	30.588	19.423	43.635	185.2	2	2:00.359	29.672	31.533	19.422	39.732	229.8	
3	2:15.657 B	29.321	30.364	19.030	56.942	207.7								
4	6:34.085	5:05.364	30.134	19.031	39.556	226.4								
5	1:58.737	30.382	30.136	19.382	38.837	224.5								
6	1:54.756	29.358	29.654	18.933	36.811	228.3								
7	1:54.580	29.300	29.617	18.919	36.744	230.8								
8	1:54.439	29.177	29.564	18.953	36.745	229.8								
9	2:05.899 B	29.304	29.491	18.945	48.159	198.9								
6	Bruno DEL PINO ESP MP Motorsport Tatuus T-318							12	Michael SHIN KOR Campos Racing Tatuus T-318					
1	5:06.917	3:33.669	31.414	21.146	40.688	191.2	1	3:21.643	1:52.756	30.867	20.162	37.858	225.5	
2	2:18.992 B	31.153	31.032	20.325	56.482	230.3	2	2:01.526	29.657	30.000	19.269	42.600	168.7	
3	5:02.546	3:23.224	32.051	21.208	46.063	221.3	3	2:16.366 B	29.232	29.630	18.867	58.637	203.0	
4	1:55.071	29.343	29.918	18.852	36.958	227.4	4	5:01.027	3:22.457	30.150	19.449	48.971	154.7	
5	1:54.001	28.997	29.562	18.792	36.650	229.3	5	1:59.301	29.270	29.609	19.085	41.337	225.0	
6	1:54.186	28.977	29.638	18.796	36.775	230.8	6	1:54.797	29.235	29.512	18.876	37.174	227.4	
7	1:53.962	29.014	29.459	18.635	36.854	229.8	7	1:54.455	29.103	29.457	18.940	36.955	227.8	
8	2:00.405	29.223	35.430	18.953	36.799	229.3	8	1:54.178	29.124	29.525	18.833	36.696	227.8	
9	2:10.611 B	29.099	29.368	18.855	53.289	228.3	9	1:53.808	29.201	29.309	18.748	36.550	226.9	



Eurocup3 ROUND 6 - MOTORLAND QUALIFYING 1

Sector Analysis

— Invalidated Lap							■ Personal Best	■ Session Best	B Crossing the pit lane				
Lap	Time	Sector 1	Sector 2	Sector 3	Sector 4	T.Spd	Lap	Time	Sector 1	Sector 2	Sector 3	Sector 4	T.Spd
17 Daniel NOGALES ESP													
Saintelóc Racing Tatuus T-318													
1	3:43.589	2:07.175	34.781	22.470	39.163	225.0	4	6:01.118	4:16.140	31.112	20.886	52.980	120.1
2	1:59.907	31.953	31.282	19.765	36.907	230.3	5	1:54.552	29.296	29.543	18.752	36.961	227.4
3	2:19.858B	29.348	30.079	23.864	56.567	184.9	6	1:53.668	29.015	29.405	18.656	36.592	230.8
4	5:21.326	3:16.166	31.661	25.938	1:07.561	80.6	7	1:53.556	28.933	29.240	18.631	36.752	228.8
5	1:55.368	29.440	30.236	19.102	36.590	229.8	8	1:53.563	28.921	29.318	18.882	36.442	233.3
6	1:54.431	29.098	29.789	19.063	36.481	231.3	9	1:56.510	28.927	29.434	18.907	39.242	229.3
7	1:55.404	29.248	30.175	19.210	36.771	230.3	10	2:36.077B	34.023	45.861	25.506	50.687	196.0
8	1:54.092	29.129	29.612	18.893	36.458	230.3							
9	1:53.750	29.022	29.503	18.902	36.323	231.8							
10	2:19.238B	29.323	41.196	21.992	46.727	226.9							
18 Garrett BERRY GBR													
Palou Motorsport Tatuus T-318													
1	3:00.126	1:20.667	33.660	22.788	43.011	159.5							
2	1:57.593	30.230	30.705	19.350	37.308	227.4							
3	2:05.640B	29.770	30.298	19.150	46.422	228.8							
4	6:27.619	4:32.907	31.676	24.305	58.731	101.4							
5	1:56.204	29.669	30.171	19.260	37.104	226.4							
6	1:55.375	29.396	29.962	19.134	36.883	227.8							
7	1:55.102	29.385	29.878	18.982	36.857	227.4							
8	1:56.185	29.143	29.728	19.045	38.269	230.3							
9	2:01.736	29.305	29.809	19.048	43.574	203.8							
10	2:40.201B	35.241	41.344	28.097	55.519	175.6							
20 Gaspard LE GALLAIS CHE													
Drivex Tatuus T-318													
1	2:13.779B	35.680	31.808	20.978	45.313	215.6							
2	6:55.636B	5:05.946	34.450	22.956	52.284	223.1							
3	3:40.057	1:57.104	32.589	21.476	48.888	210.1							
4	1:56.313	29.451	30.110	19.205	37.547	225.5							
5	1:57.405	29.293	30.123	19.583	38.406	228.8							
6	1:54.939	29.305	29.749	18.956	36.929	227.8							
7	1:54.466	29.067	29.585	18.902	36.912	227.4							
8	1:54.236	29.016	29.625	18.857	36.738	229.3							
9	2:19.085B	29.128	29.742	21.265	58.950	136.4							
21 Victoria BLOKHINA KGZ													
Drivex Tatuus T-318													
1	5:09.913	3:35.460	33.050	21.401	40.002	212.6							
2	2:17.251B	29.857	30.494	19.778	57.122	232.8							
3	4:47.767	3:17.714	30.700	19.586	39.767	227.8							
4	1:55.823	29.474	30.087	19.237	37.025	226.9							
5	1:56.494	29.722	30.350	19.370	37.052	231.3							
6	1:55.596	29.385	30.076	19.141	36.994	228.3							
7	1:55.131	29.160	29.817	19.226	36.928	228.3							
8	1:55.504	29.370	30.001	19.261	36.872	229.3							
9	2:12.707B	31.508	33.158	20.037	48.004	215.1							
23 Christian HO SGP													
Campos Racing Tatuus T-318													
1	3:19.659	1:49.154	32.562	20.191	37.752	224.5							
2	2:00.265	29.892	30.975	19.054	40.344	228.3							
3	2:16.078B	29.135	29.470	18.637	58.836	230.8							
24 Emerson FITTIPALDI BRA													
MP Motorsport Tatuus T-318													
1	5:04.407	3:29.986	32.952	21.513	39.956	206.5							
2	2:19.437B	31.503	30.946	21.235	55.753	233.8							
3	5:07.758	3:29.239	31.494	20.505	46.520	222.7							
4	1:56.609	29.817	30.069	19.057	37.666	225.0							
5	1:54.865	29.300	29.673	19.102	36.790	228.3							
6	1:54.844	29.387	29.816	18.851	36.790	228.3							
7	1:54.640	29.150	29.834	18.854	36.802	226.9							
8	1:54.357	28.963	29.453	18.804	37.137	228.3							
9	2:11.708B	29.407	30.157	18.739	53.405	218.6							
25 Joao DÍAZ BRA													
DXR Tatuus T-318													
1	4:03.436	2:34.969	31.495	19.562	37.410	219.5							
2	1:55.447	29.391	30.359	19.192	36.505	230.3							
3	2:21.265B	29.530	30.924	22.591	58.220	170.3							
4	6:30.076	5:03.450	30.464	19.215	36.947	226.4							
5	1:55.253	29.329	30.038	19.196	36.690	230.8							
6	2:00.745	29.431	30.396	19.505	41.413	154.1							
7	1:56.040	29.840	30.300	19.165	36.735	229.8							
8	1:54.602	29.270	29.578	19.041	36.713	228.3							
9	2:42.240B	52.715	39.540	21.754	48.231	225.0							
26 Hadrien DAVID FRA													
DXR Tatuus T-318													
1	2:10.604B	33.341	31.849	20.149	45.265	209.3							
2	6:57.463B	5:07.818	34.336	23.062	52.247	227.8							
3	2:59.735	1:31.920	30.785	19.417	37.613	223.6							
4	1:56.300	30.010	30.437	19.140	36.713	226.9							
5	1:54.329	29.162	29.841	18.836	36.490	226.9							
6	1:54.407	29.146	29.767	18.855	36.639	227.8							
7	1:54.044	29.027	29.756	18.866	36.395	228.8							
8	1:53.937	29.009	29.573	18.801	36.554	229.8							
9	2:02.030B	29.101	29.494	18.744	44.691	229.8							
30 Theodor JENSEN DNK													
Palou Motorsport Tatuus T-318													
1	2:13.163	40.228	33.307	20.870	38.758	217.3							
2	2:00.438	29.976	31.027	19.801	39.634	194.9							
3	1:55.215	29.343	30.008	19.114	36.750	229.3							
4	2:14.594B	29.157	32.637	20.181	52.619	231.3							
5	4:07.869	2:37.833	30.344	19.422	40.270	229.8							
6	1:57.847	30.358	30.977	19.180	37.332	227.4							
7	1:55.084	29.255	29.883	19.169	36.777	232.3							
8	1:54.592	29.111	29.871	18.902	36.708	230.3							
9	1:54.903	29.087	29.883	18.964	36.969	227.8							
10	1:54.325	28.890	29.598	19.119	36.718	228.8							
11	2:12.181B	29.239	29.717	19.073	54.152	217.7							

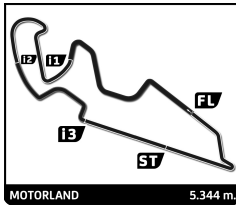


Eurocup3 ROUND 6 - MOTORLAND QUALIFYING 1

Sector Analysis

— Invalidated Lap ■ Personal Best ■ Session Best B Crossing the pit lane

Lap	Time	Sector 1	Sector 2	Sector 3	Sector 4	T.Sp	Lap	Time	Sector 1	Sector 2	Sector 3	Sector 4	T.Sp
34 Dario CABANELAS CHE							5 1:58.459 29.260 30.847 19.153 39.199 223.1						
MP Motorsport Tatuus T-318							6 1:54.136 29.051 29.467 18.806 36.812 230.3						
1	5:00.206	3:25.311	32.655	21.396	40.844	221.8	7 1:53.911 29.057 29.346 18.716 36.792 230.3						
2	2:18.911 B	31.042	31.106	20.175	56.588	192.5	8 1:57.655 29.841 30.419 19.619 37.776 227.8						
3	5:15.043	3:34.681	31.579	20.965	47.818	182.1	9 1:53.504 28.935 29.144 18.675 36.750 228.3						
4	1:58.795	30.514	30.206	19.068	39.007	223.1	10 2:27.607 B 29.497 32.161 22.224 1:03.725 151.0						
5	1:54.806	29.188	29.869	18.783	36.966	228.8							
6	1:54.355	29.083	29.564	18.739	36.969	229.3							
7	1:56.157	29.070	29.711	18.739	38.637	221.8							
8	1:54.110	29.041	29.378	18.755	36.936	227.8							
9	2:10.894 B	29.195	29.732	18.859	53.108	217.7							
43 Linus HELLBERG SWE							64 Nick GILKES CAN						
DXR Tatuus T-318							Drivex Tatuus T-318						
1	5:40.908	4:01.802	34.707	24.058	40.341	163.4	1 3:18.971 1:48.097 31.505 20.996 38.373 218.6						
2	2:25.613 B	30.245	33.391	25.813	56.164	170.1	2 1:57.879 29.566 30.181 19.382 38.750 216.4						
3	5:03.552	3:06.587	31.442	25.601	59.922	134.2	3 2:13.680 B 29.196 29.841 19.014 55.629 218.2						
4	1:58.148	29.511	30.200	21.090	37.347	224.5	4 4:43.529 3:10.903 31.842 20.042 40.742 223.6						
5	1:56.018	29.344	30.243	19.317	37.114	229.3	5 1:55.147 29.179 29.924 19.270 36.774 226.9						
6	1:55.586	29.211	29.919	19.233	37.223	227.8	6 1:55.809 29.374 30.069 19.285 37.081 227.8						
7	1:56.315	29.523	30.171	19.343	37.278	227.4	7 1:54.616 29.238 29.615 19.067 36.696 227.8						
8	2:16.138	39.605	37.991	21.101	37.441	230.3	8 1:54.615 29.159 29.629 19.127 36.700 227.4						
9	2:38.992 B	34.271	43.431	26.092	55.198	177.3	9 1:54.716 29.090 29.848 19.142 36.636 228.3						
							10 2:04.259 B 29.465 29.433 18.908 46.453 228.3						
44 Diego DE LA TORRE MEX							72 Douwe DEDECKER BEL						
Saintéloc Racing Tatuus T-318							GRS Team USA Tatuus T-318						
1	2:29.340	50.064	32.198	24.391	42.687	215.1	1 2:22.742 45.887 32.921 21.627 42.307 176.5						
2	2:05.783	31.176	30.922	20.242	43.443	156.1	2 1:59.724 30.555 30.489 19.513 39.167 216.9						
3	2:02.272	29.564	30.280	19.270	43.158	205.3	3 1:56.365 30.063 30.099 19.404 36.799 232.3						
4	2:28.766 B	36.892	37.826	23.015	51.033	228.3	4 2:17.955 B 29.376 36.626 24.200 47.753 231.3						
5	3:59.954	2:03.960	32.220	24.106	59.668	85.9	5 4:11.410 2:12.750 42.478 24.030 52.152 148.6						
6	1:55.709	29.493	30.145	19.221	36.850	227.8	6 2:05.490 29.464 29.963 20.118 45.945 149.6						
7	1:56.268	29.402	30.912	19.225	36.729	230.3	7 1:55.243 29.215 29.957 19.408 36.663 229.3						
8	1:54.938	29.248	29.875	19.024	36.791	229.8	8 1:54.923 29.106 29.588 19.352 36.877 230.3						
9	1:54.733	29.213	29.797	19.011	36.712	229.8	9 1:54.819 29.231 29.559 19.230 36.799 232.3						
10	1:54.903	29.317	29.810	19.089	36.687	229.8	10 2:00.471 29.333 31.725 22.014 37.399 230.8						
11	2:17.567 B	29.472	31.786	22.273	54.036	147.7	11 2:17.879 B 30.136 33.130 21.130 53.483 177.6						
48 Emil HELLBERG SWE							77 Isaac BARASHI GBR						
DXR Tatuus T-318							GRS Team USA Tatuus T-318						
1	5:48.179	4:03.739	34.054	24.465	45.921	123.0	1 2:06.338 33.767 32.119 20.829 39.623 217.7						
2	2:23.615 B	31.258	30.903	21.991	59.463	183.1	2 2:01.524 30.895 31.172 19.930 39.527 204.5						
3	4:39.218	2:54.038	34.351	21.232	49.597	225.9	3 1:55.487 29.408 29.910 19.211 36.958 229.8						
4	1:57.012	29.958	30.360	19.505	37.189	225.9	4 2:18.648 B 29.318 30.409 21.147 57.774 182.1						
5	1:56.910	29.794	30.466	19.609	37.041	228.8	5 3:48.161 2:19.081 31.613 19.347 38.120 213.0						
6	1:56.612	29.585	30.378	19.560	37.089	227.4	6 1:55.372 29.353 29.953 19.111 36.955 227.8						
7	2:10.210	34.817	35.925	21.758	37.710	228.3	7 1:55.270 29.345 29.979 19.116 36.830 229.3						
8	1:56.635	29.730	30.166	19.504	37.235	230.3	8 1:54.992 29.224 29.701 19.048 37.019 229.3						
9	2:19.961 B	29.606	30.843	24.788	54.724	192.2	9 1:56.745 29.295 31.237 19.162 37.051 229.8						
							10 1:59.512 29.885 31.950 19.804 37.873 216.0						
							11 2:03.556 B 29.361 29.565 19.038 45.592 229.3						
52 Jesse CARRASQUEDO MEX							84 Owen TANGAVELOU VNM						
Campos Racing Tatuus T-318							MP Motorsport Tatuus T-318						
1	3:57.254	2:18.365	32.712	23.097	43.080	202.6	1 5:02.976 3:27.727 33.384 22.253 39.612 191.8						
2	1:58.339	29.607	29.940	19.046	39.746	229.3	2 2:17.991 B 31.782 30.880 20.518 54.811 193.5						
3	2:22.522 B	29.333	31.232	25.145	56.812	165.1	3 5:09.660 3:28.967 32.193 21.738 46.762 227.8						
4	4:19.361	2:42.380	30.454	19.345	47.182	217.3	4 1:55.098 29.234 29.850 19.061 36.953 227.4						
							5 1:54.247 28.950 29.709 18.996 36.592 229.3						
							6 1:53.963 29.012 29.577 18.793 36.581 230.3						
							7 1:53.827 29.015 29.401 18.849 36.562 229.8						



Eurocup3

ROUND 6 - MOTORLAND

QUALIFYING 1

Sector Analysis

— Invalidated Lap ■ Personal Best ■ Session Best B Crossing the pit lane

Lap	Time	Sector 1	Sector 2	Sector 3	Sector 4	T.Spd	Lap	Time	Sector 1	Sector 2	Sector 3	Sector 4	T.Spd
8	1:53.738	29.014	29.365	18.776	36.583	228.8							
9	2:11.536B	29.133	29.404	18.853	54.146	195.7							
99	José GARFIAS MEX												
	Saintéloc Racing												
													Tatuus T-318
1	3:47.295	2:08.627	35.479	22.018	41.171	217.3							
2	1:59.683	31.170	30.674	19.546	38.293	230.8							
3	2:21.686B	29.074	29.892	25.588	57.132	169.5							
4	5:12.960	3:09.044	31.710	26.779	1:05.427	79.6							
5	1:55.120	29.402	29.813	19.063	36.842	228.3							
6	1:54.409	29.328	29.627	18.929	36.525	230.3							
7	1:54.289	29.043	29.403	19.101	36.742	230.3							
8	1:54.165	29.028	29.532	19.006	36.599	229.3							
9	2:04.911	29.176	29.397	25.581	40.757	205.7							
10	2:34.852B	33.632	39.353	26.626	55.241	156.5							