ROUND 1 - MOTORLAND

Toyota GR Cup Spain

Results Booklet

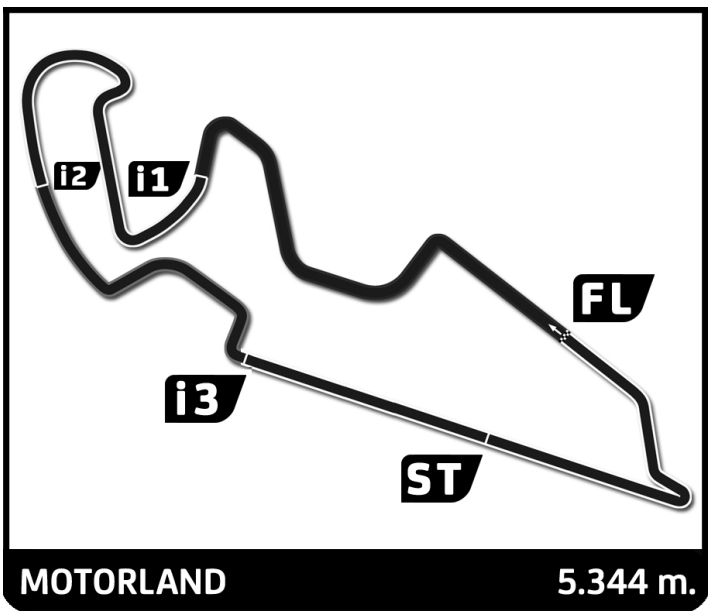

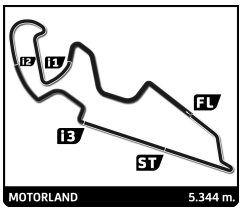

Toyota GR Cup Spain

ROUND 1 - MOTORLAND
COLLECTIVE TEST

Classification

	No	Driver	Nat	Team	Car	Cl.	Time	Lap	Total	Gap		Kph
1	19	**Adrian BENITO**	ESP	RX PRORACING	Toyota GR86		**2:25.174**	7	15	-	-	**132.5**
2	9	**Miguel VILLACIEROS**	ESP	MOTORISMO RACING TEAM	Toyota GR86		**2:26.296**	17	17	+1.122	+1.122	**131.5**
3	4	**Jose_Antonio CHICO**	ESP	VSR MOTORSPORT	Toyota GR86		**2:26.424**	10	16	+1.250	+0.128	**131.4**
4	12	**Luis CARLOS**	ESP	RX PRORACING	Toyota GR86		**2:27.139**	11	20	+1.965	+0.715	**130.7**
5	41	**Ivan RIERA**	ESP	EFICAR TEAM	Toyota GR86		**2:27.164**	5	14	+1.990	+0.025	**130.7**
6	86	**Sergí FRANCOLÍ**	ESP	RX PRORACING	Toyota GR86		**2:27.581**	17	18	+2.407	+0.417	**130.4**
7	33	**Felix APARICIO**	ESP	VSR MOTORSPORT	Toyota GR86		**2:27.611**	2	18	+2.437	+0.030	**130.3**
8	14	**Ignacio RODRIGUEZ**	ESP	AVIASTEC_RACING	Toyota GR86		**2:28.439**	8	16	+3.265	+0.828	**129.6**
9	30	**Marcos DE_DIEGO**	ESP	EFICAR TEAM	Toyota GR86		**2:28.877**	3	8	+3.703	+0.438	**129.2**
10	77	**Agustín ARCE**	ESP	VSR MOTORSPORT	Toyota GR86		**2:30.722**	3	9	+5.548	+1.845	**127.6**
11	80	**Óscar CANALES**	ESP	ME-PRE	Toyota GR86		**2:32.226**	2	13	+7.052	+1.504	**126.4**
12	70	**Santiago CASTILLA**	ESP	EFICAR TEAM	Toyota GR86		**2:51.153**	2	10	+25.979	+18.927	**112.4**
13	23	**Antonio ALBACETE**	ESP	ME-PRE	Toyota GR86				12			

Fastest Lap:	Lap 7	Adrian BENITO	**2:25.174**	132.5 Kph

Track Status: **DRY**

Published at: .....

Race Director:
David RODRÍGUEZ

Timekeeper:
Alberto Estébanez

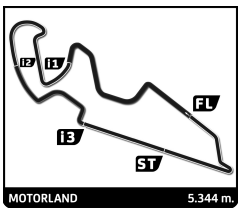

Toyota GR Cup Spain
ROUND 1 - MOTORLAND
COLLECTIVE TEST

Best Top Speed

				Top 1		Top 2		Top 3		Top 4		Top 5		
No	**Driver**	**Team**	**Class**	**Kph**	**Lap**	**Kph**	**Lap**	**Kph**	**Lap**	**Kph**	**Lap**	**Kph**	**Lap**	**Avg**
41	Ivan RIERA	EFICAR TEAM		**192.9**	8	192.5	13	192.5	7	192.5	4	192.2	10	192,5
23	Antonio ALBACETE	ME-PRE		**192.5**	3	191.5	8	191.5	5	191.2	4	190.5	12	191,4
12	Luis CARLOS	RX PRORACING		**192.2**	8	190.8	16	190.8	9	190.5	3	190.5	5	191,0
19	Adrian BENITO	RX PRORACING		**192.2**	7	191.8	4	191.5	9	191.5	3	191.5	2	191,7
86	Sergí FRANCOLÍ	RX PRORACING		**192.2**	9	191.2	14	191.2	10	189.8	13	189.8	5	190,8
33	Felix APARICIO	VSR MOTORSPORT		**191.8**	18	191.5	11	191.5	8	191.2	17	191.2	7	191,4
4	Jose_Antonio CHICO	VSR MOTORSPORT		**190.5**	8	190.5	5	190.1	3	189.8	10	189.5	9	190,1
9	Miguel VILLACIEROS	MOTORISMO RACING TEAM		**190.1**	16	190.1	9	190.1	3	189.8	17	189.8	13	190,0
80	Óscar CANALES	ME-PRE		**190.1**	3	189.1	4	187.8	12	187.5	5	187.2	6	188,3
77	Agustín ARCE	VSR MOTORSPORT		**189.8**	3	189.5	4	189.1	9	187.8	7	187.5	2	188,7
14	Ignacio RODRIGUEZ	AVIASTEC_RACING		**189.8**	13	189.5	8	188.8	6	188.8	4	188.5	16	189,1
30	Marcos DE_DIEGO	EFICAR TEAM		**189.1**	8	188.2	7	187.8	2	185.9	6	184.9	3	187,2
70	Santiago CASTILLA	EFICAR TEAM		**188.8**	7	188.2	6	187.8	10	187.5	5	186.5	8	187,8

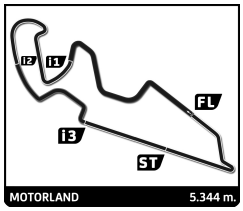

Toyota GR Cup Spain
ROUND 1 - MOTORLAND
COLLECTIVE TEST

Best Sector Times

	Sector 1			Sector 2			Sector 3			Sector 4						
Pos	No	Driver	Time	No	Driver	Time	No	Driver	Time	No	Driver	Time	Pos	No	Ideal Lap	Best Lap
1	33	F.APARICIO	37.187	19	A.BENITO	37.863	33	F.APARICIO	24.010	33	F.APARICIO	45.330	1	33	2:24.414	2:27.611 (7)
2	19	A.BENITO	37.402	33	F.APARICIO	37.887	19	A.BENITO	24.035	23	A.ALBACETE	45.446	2	19	2:24.842	2:25.174 (1)
3	4	J.CHICO	37.536	23	A.ALBACETE	37.906	23	A.ALBACETE	24.177	19	A.BENITO	45.542	3	23	2:25.083	
4	23	A.ALBACETE	37.554	9	M.VILLACIEROS	38.168	4	J.CHICO	24.216	12	L.CARLOS	45.799	4	4	2:26.055	2:26.424 (3)
5	9	M.VILLACIEROS	37.721	12	L.CARLOS	38.180	9	M.VILLACIEROS	24.293	86	S.FRANCOLÍ	45.852	5	9	2:26.280	2:26.296 (2)
6	12	L.CARLOS	37.776	30	M.DE_DIEGO	38.230	77	A.ARCE	24.403	4	J.CHICO	45.895	6	12	2:26.326	2:27.139 (4)
7	86	S.FRANCOLÍ	37.816	86	S.FRANCOLÍ	38.262	41	I.RIERA	24.403	41	I.RIERA	45.956	7	86	2:26.458	2:27.581 (6)
8	41	I.RIERA	37.823	4	J.CHICO	38.408	30	M.DE_DIEGO	24.410	9	M.VILLACIEROS	46.098	8	41	2:26.747	2:27.164 (5)
9	77	A.ARCE	38.089	14	I.RODRIGUEZ	38.444	86	S.FRANCOLÍ	24.528	30	M.DE_DIEGO	46.295	9	30	2:27.169	2:28.877 (9)
10	80	Ó.CANALES	38.168	77	A.ARCE	38.494	12	L.CARLOS	24.571	14	I.RODRIGUEZ	46.326	10	77	2:27.415	2:30.722 (10)
11	70	S.CASTILLA	38.172	41	I.RIERA	38.565	14	I.RODRIGUEZ	24.639	77	A.ARCE	46.429	11	14	2:27.783	2:28.439 (8)
12	30	M.DE_DIEGO	38.234	70	S.CASTILLA	39.126	80	Ó.CANALES	24.664	70	S.CASTILLA	46.550	12	70	2:28.611	2:51.153 (12)
13	14	I.RODRIGUEZ	38.374	80	Ó.CANALES	39.168	70	S.CASTILLA	24.763	80	Ó.CANALES	46.675	13	80	2:28.675	2:32.226 (11)

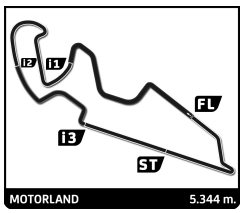

Toyota GR Cup Spain

ROUND 1 - MOTORLAND
COLLECTIVE TEST

Fastest Lap Sequence

Elapsed	No	Driver	Team	Car	Class	Time	Kph	Lap
5:40.541	**12**	**Luis CARLOS**	RX PRORACING	Toyota GR86		**2:36.605**	122.8	2
5:41.945	**80**	**Óscar CANALES**	ME-PRE	Toyota GR86		**2:32.226**	126.4	2
6:14.996	**19**	**Adrian BENITO**	RX PRORACING	Toyota GR86		**2:27.446**	130.5	2
8:41.323	**19**	**Adrian BENITO**	RX PRORACING	Toyota GR86		**2:26.327**	131.5	3
11:07.062	**19**	**Adrian BENITO**	RX PRORACING	Toyota GR86		**2:25.739**	132.0	4
22:46.345	**19**	**Adrian BENITO**	RX PRORACING	Toyota GR86		**2:25.174**	132.5	7

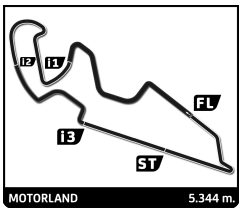

Toyota GR Cup Spain
ROUND 1 - MOTORLAND
COLLECTIVE TEST

Flag Analysis

	Flag	Time
	GREEN FLAG	15:21:00.000
	RED FLAG	16:08:18.938
	GREEN FLAG	16:13:42.649
	GREEN FLAG	16:13:42.727
	CHEQUERED FLAG	16:21:00.000

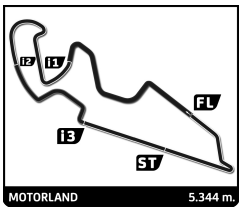

Toyota GR Cup Spain
ROUND 1 - MOTORLAND
COLLECTIVE TEST

Sector Analysis

__ Invalidated Lap Personal Best Session Best **B** Crossing the pit lane

4 Jose_Antonio CHICO — ESP
VSR MOTORSPORT — Toyota GR86

Lap	Time	Sector 1	Sector 2	Sector 3	Sector 4	T.Spd
1	3:36.791	1:35.542	43.400	28.454	49.395	182.4
2	2:28.795	38.909	38.705	24.817	46.364	189.1
3	2:27.493	38.317	38.382	24.698	46.096	190.1
4	2:36.122	37.886	38.369	25.065	54.802	125.3
5	2:27.223	38.035	38.428	24.660	46.100	190.5
6	2:37.919 B	38.446	38.754	24.440	56.279	187.2
7	4:31.119	2:40.918	38.832	24.809	46.560	188.2
8	2:26.552	37.808	38.537	24.312	45.895	190.5
9	2:26.761	37.648	38.672	24.435	46.006	189.5
10	2:26.424	37.536	38.408	24.426	46.054	189.8
11	2:26.618	37.551	38.266	24.449	46.352	187.5
12	3:07.526 B	46.279	44.588	31.984	1:04.675	127.4
13	4:47.425	2:47.821	41.452	29.095	49.057	169.0
14	2:26.910	37.537	38.556	24.428	46.389	189.1
15	2:26.374	37.720	38.345	24.216	46.093	189.1
16	2:46.416 B	37.655	39.180	27.640	1:01.941	136.9

9 Miguel VILLACIEROS — ESP
MOTORISMO RACING TEAM — Toyota GR86

Lap	Time	Sector 1	Sector 2	Sector 3	Sector 4	T.Spd
1	5:11.238	3:07.225	44.027	29.227	50.759	184.9
2	2:38.769	43.002	40.689	27.040	48.038	188.2
3	2:31.478	40.212	38.845	25.540	46.881	190.1
4	2:29.601	39.172	38.618	25.164	46.647	189.8
5	2:28.361	38.581	38.309	24.770	46.701	188.8
6	2:28.647	38.675	38.555	24.778	46.639	189.5
7	2:37.102 B	38.302	38.495	25.552	54.753	186.5
8	5:30.660	3:38.547	39.323	25.708	47.082	188.5
9	2:27.163	38.208	38.202	24.521	46.232	190.1
10	2:27.212	38.064	38.257	24.479	46.412	188.5
11	2:35.155 B	38.056	38.262	24.479	54.358	181.2
12	9:17.405	7:26.990	38.929	24.978	46.508	188.5
13	2:27.444	37.882	38.651	24.619	46.292	189.8
14	2:34.899 B	37.737	38.549	24.422	54.191	189.1
15	7:58.870	6:07.270	39.817	25.435	46.348	188.2
16	2:26.783	37.873	38.445	24.293	46.172	190.1
17	2:26.296	37.721	38.168	24.309	46.098	189.8

12 Luis CARLOS — ESP
RX PRORACING — Toyota GR86

Lap	Time	Sector 1	Sector 2	Sector 3	Sector 4	T.Spd
1	3:03.936	52.406	45.924	30.056	55.550	127.7
2	2:36.605	42.450	40.982	25.989	47.184	189.1
3	2:30.735	39.254	39.388	25.561	46.532	190.5
4	2:27.894	38.424	38.685	24.681	46.104	189.1
5	2:27.809	38.074	38.748	24.958	46.029	190.5
6	2:40.015 B	38.109	39.394	26.686	55.826	189.1
7	4:05.984	2:15.041	39.398	25.066	46.479	188.8
8	2:27.349	38.192	38.637	24.721	45.799	192.2
9	2:28.265	38.905	38.714	24.810	45.836	190.8
10	2:27.536	38.600	38.180	24.571	46.185	189.8
11	2:27.139	37.893	38.551	24.611	46.084	189.5
12	2:31.410	38.007	38.700	28.807	45.896	189.5
13	2:26.811	37.621	38.358	24.699	46.133	190.5
14	2:37.556 B	37.749	38.324	24.321	57.162	189.8
15	6:55.668	5:03.747	40.169	25.461	46.291	189.8
16	2:27.750	38.139	38.669	24.694	46.248	190.8
17	2:40.439 B	37.721	38.627	25.100	58.991	173.6
18	6:24.081	4:33.789	39.184	25.109	45.999	189.5
19	2:27.030	37.972	38.708	24.419	45.931	190.1
20	2:26.861	37.776	38.440	24.656	45.989	189.5

14 Ignacio RODRIGUEZ — ESP
AVIASTEC_RACING — Toyota GR86

Lap	Time	Sector 1	Sector 2	Sector 3	Sector 4	T.Spd
1	4:14.611	2:17.720	40.176	29.276	47.439	184.6
2	2:36.886 B	39.548	39.034	25.478	52.826	188.2
3	4:11.875	2:20.427	38.655	25.103	47.690	187.2
4	2:30.016	39.127	38.668	25.617	46.604	188.8
5	2:42.298 B	44.223	38.653	24.972	54.450	188.5
6	6:04.208	4:13.304	39.274	24.965	46.665	188.8
7	2:30.040	38.790	38.464	25.163	47.623	184.3
8	2:28.439	38.374	38.444	24.736	46.885	189.5
9	2:39.294 B	40.480	39.606	26.787	52.421	188.5
10	4:31.171	2:40.467	39.291	25.087	46.326	188.2
11	2:28.734	38.764	38.559	24.746	46.665	187.8
12	2:34.141 B	38.516	39.173	24.722	51.730	187.8
13	7:30.955	5:38.996	40.424	24.913	46.622	189.8
14	3:16.617 B	44.695	47.994	36.371	1:07.557	130.0
15	7:44.546	5:55.032	38.425	24.746	46.343	188.2
16	2:31.366	41.868	38.485	24.639	46.374	188.5

19 Adrian BENITO — ESP
RX PRORACING — Toyota GR86

Lap	Time	Sector 1	Sector 2	Sector 3	Sector 4	T.Spd
1	3:47.550	1:43.168	46.880	29.327	48.175	183.7
2	2:27.446	38.345	38.505	24.415	46.181	191.5
3	2:26.327	37.815	38.164	24.223	46.125	191.5
4	2:25.739	37.503	38.188	24.181	45.867	191.8
5	3:00.149 B	45.808	43.735	30.354	1:00.252	160.0
6	6:13.960	4:09.679	39.713	26.766	57.802	157.0
7	2:25.174	37.544	37.980	24.108	45.542	192.2
8	2:28.446	37.584	38.289	24.035	48.538	191.2
9	2:34.611 B	37.393	37.874	24.204	55.140	191.5
10	9:26.868	7:13.378	41.510	28.673	1:03.307	77.5
11	2:26.426	38.005	38.278	24.339	45.804	190.1
12	2:43.141 B	37.301	40.520	26.222	59.098	164.1
13	13:29.962	...	49.241	26.499	50.780	155.8
14	2:25.498	37.402	38.013	24.096	45.987	189.8
15	2:45.728 B	37.623	37.863	25.881	1:04.361	161.9

23 Antonio ALBACETE — ESP
ME-PRE — Toyota GR86

Lap	Time	Sector 1	Sector 2	Sector 3	Sector 4	T.Spd
1	2:59.784	1:05.216	41.183	25.967	47.418	187.2
2	2:26.167	37.741	37.906	24.394	46.126	190.1
3	2:25.278	37.410	37.907	24.177	45.784	192.5
4	2:25.339	37.554	37.951	24.357	45.477	191.2
5	2:24.858	37.351	37.680	24.381	45.446	191.5
6	2:39.427 B	43.986	40.994	27.364	47.083	156.1
7	29:07.863	...	38.941	25.007	46.093	190.1
8	2:25.534	37.576	37.935	24.290	45.733	191.5
9	3:11.448 B	39.910	48.771	52.167	50.600	137.4
10	5:36.022	3:43.330	39.993	26.243	46.456	188.8
11	2:25.442	37.453	37.955	24.425	45.609	190.5
12	2:25.439	37.469	38.020	24.225	45.725	190.5

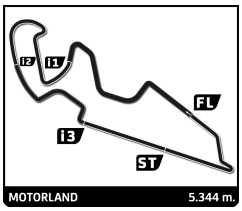

Toyota GR Cup Spain
ROUND 1 - MOTORLAND
COLLECTIVE TEST

Sector Analysis

__ Invalidated Lap Personal Best Session Best **B** Crossing the pit lane

30 Marcos DE_DIEGO — ESP
EFICAR TEAM — Toyota GR86

Lap	Time	Sector 1	Sector 2	Sector 3	Sector 4	T.Spd
1	30:57.818	...	41.539	26.222	47.462	184.6
2	2:27.613	38.454	38.274	24.530	46.355	187.8
3	2:28.877	38.234	38.230	25.002	47.411	184.9
4	2:41.731 B	38.349	38.600	24.696	1:00.086	172.5
5	10:15.984 B	7:57.457	38.753	25.242	1:14.532	101.2
6	6:35.008	4:44.610	38.788	24.530	47.080	185.9
7	2:27.478	38.221	38.340	24.622	46.295	188.2
8	2:27.487	38.066	38.411	24.410	46.600	189.1

33 Felix APARICIO — ESP
VSR MOTORSPORT — Toyota GR86

Lap	Time	Sector 1	Sector 2	Sector 3	Sector 4	T.Spd
1	3:56.327	1:40.486	51.410	31.052	53.379	143.4
2	2:27.611	38.199	38.479	24.585	46.348	190.5
3	2:26.433	37.555	38.555	24.257	46.066	190.5
4	2:25.861	37.551	38.106	24.524	45.680	190.8
5	3:02.971 B	41.173	45.336	29.350	1:07.112	128.3
6	4:51.764	2:46.304	45.244	29.181	51.035	164.6
7	2:26.144	37.793	38.376	24.199	45.776	191.2
8	2:25.459	37.429	38.279	24.254	45.497	191.5
9	2:44.547 B	37.530	38.324	24.468	1:04.225	155.2
10	6:23.028	4:12.480	44.623	30.995	54.930	140.4
11	2:24.620	37.187	37.902	24.201	45.330	191.5
12	2:24.518	37.074	37.951	24.010	45.483	190.8
13	2:48.422 B	37.083	38.370	28.051	1:04.918	150.8
14	5:20.960	3:05.928	46.990	30.670	57.372	138.5
15	2:57.041 B	37.506	38.143	32.149	1:09.243	133.8
16	6:28.189	4:25.610	39.375	32.081	51.123	165.6
17	2:25.130	37.112	37.990	24.441	45.587	191.2
18	2:24.771	37.235	37.887	24.077	45.572	191.8

41 Ivan RIERA — ESP
EFICAR TEAM — Toyota GR86

Lap	Time	Sector 1	Sector 2	Sector 3	Sector 4	T.Spd
1	4:33.731 B	2:04.721	51.036	32.213	1:05.761	140.4
2	4:21.482	2:25.796	42.085	26.375	47.226	190.1
3	2:28.973	39.033	38.810	24.770	46.360	191.5
4	2:27.861	38.308	38.538	24.602	46.413	192.5
5	2:27.164	37.823	38.565	24.552	46.224	191.2
6	2:27.072	37.833	38.420	24.440	46.379	191.8
7	2:26.917	37.780	38.585	24.550	46.002	192.5
8	2:26.716	37.896	38.313	24.438	46.069	192.9
9	2:26.463	37.825	38.237	24.359	46.042	192.2
10	2:34.997 B	37.888	38.975	25.307	52.827	192.2
11	6:46.379	4:57.493	38.527	24.403	45.956	191.5
12	2:26.987	37.824	38.620	24.545	45.998	191.2
13	2:33.556 B	37.835	38.701	24.449	52.571	192.5
14	17:28.475 B	...	52.060	29.004	1:01.129	142.9

70 Santiago CASTILLA — ESP
EFICAR TEAM — Toyota GR86

Lap	Time	Sector 1	Sector 2	Sector 3	Sector 4	T.Spd
1	6:13.034					138.8
2	2:51.153	49.731	43.256	27.882	50.284	163.6
3	2:46.184 B	41.330	40.203	27.033	57.618	184.3
4	10:11.439	8:19.368	39.609	25.349	47.113	186.2
5	2:30.497	38.723	39.084	25.771	46.919	187.5
6	2:28.989	38.270	39.024	24.929	46.766	188.2
7	2:35.522 B	38.172	39.376	25.105	52.869	188.8
8	19:40.248 B	...	39.126	25.572	54.896	186.5
9	6:50.025 B					110.4
10	4:46.040	2:56.161	38.566	24.763	46.550	187.8

77 Agustín ARCE — ESP
VSR MOTORSPORT — Toyota GR86

Lap	Time	Sector 1	Sector 2	Sector 3	Sector 4	T.Spd
1	8:17.905	6:16.852	42.409	27.173	51.471	186.5
2	2:35.890	41.925	39.949	25.976	48.040	187.5
3	2:30.722	39.370	38.602	25.397	47.353	189.8
4	2:38.559 B	38.968	38.624	24.846	56.121	189.5
5	23:55.917 B	...	46.641	32.118	1:01.015	141.5
6	5:01.739 B	2:43.609	46.705	28.659	1:02.766	125.7
7	10:09.064	8:19.243	38.459	24.403	46.959	187.8
8	2:28.836	38.281	38.581	24.516	47.458	186.5
9	2:27.316	38.089	38.494	24.304	46.429	189.1

80 Óscar CANALES — ESP
ME-PRE — Toyota GR86

Lap	Time	Sector 1	Sector 2	Sector 3	Sector 4	T.Spd
1	3:09.719	1:14.423	41.912	25.712	47.672	185.6
2	2:32.226	38.237	40.158	26.284	47.547	186.5
3	2:30.232	38.544	39.192	25.589	46.907	190.1
4	2:28.625	38.253	38.773	24.664	46.935	189.1
5	2:29.021	37.977	38.983	24.936	47.125	187.5
6	3:02.392	58.838	51.203	25.164	47.187	187.2
7	2:30.355	38.777	39.220	25.295	47.063	186.5
8	2:56.508 B	38.168	39.250	42.588	56.502	180.3
9	13:41.543	...	42.903	28.398	48.597	183.4
10	2:31.057	38.611	39.522	25.655	47.269	186.9
11	2:31.064	38.481	39.266	25.755	47.562	185.9
12	2:29.099	38.401	39.080	24.943	46.675	187.8
13	2:30.140	38.445	39.168	24.836	47.691	184.0

86 Sergí FRANCOLÍ — ESP
RX PRORACING — Toyota GR86

Lap	Time	Sector 1	Sector 2	Sector 3	Sector 4	T.Spd
1	3:01.739	1:10.101	39.636	25.053	46.949	187.5
2	2:28.541	38.464	38.495	24.915	46.667	187.2
3	2:29.211	38.382	38.988	25.601	46.240	189.8
4	2:36.886 B	38.198	38.605	25.251	54.832	187.8
5	3:48.850	1:58.764	38.632	25.148	46.306	189.8
6	2:27.717	38.082	38.465	25.018	46.152	189.5
7	2:28.348	38.350	38.689	24.996	46.313	189.5
8	2:44.512	37.932	38.333	35.137	53.110	140.8
9	2:27.256	38.083	38.262	24.854	46.057	192.2
10	2:35.796 B	37.944	38.905	24.998	53.949	191.2
11	10:02.955	8:12.148	38.801	25.149	46.857	188.8
12	2:27.818	37.869	38.380	25.360	46.209	188.2
13	2:26.988	37.828	38.497	24.528	46.135	189.8
14	2:27.031	37.887	38.610	24.682	45.852	191.2
15	2:39.196 B	38.268	38.742	24.553	57.633	183.1
16	9:02.329	7:11.933	38.861	24.986	46.549	188.2
17	2:27.581	37.816	38.885	24.614	46.266	189.5
18	2:27.750	38.218	38.679	24.656	46.197	188.2

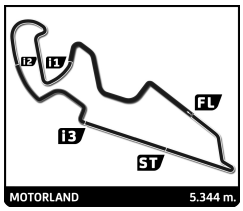

Toyota GR Cup Spain
ROUND 1 - MOTORLAND
COLLECTIVE TEST

Track Limits Analysis

No	Driver	Team	T.L. Nr	Camera	Lap	Time
4	Jose_Antonio CHICO	VSR MOTORSPORT	1	Turn 7	2	15:25:25.954
4	Jose_Antonio CHICO	VSR MOTORSPORT	2	Turn 12	2	15:26:04.104
4	Jose_Antonio CHICO	VSR MOTORSPORT	3	Turn 7	3	15:27:53.615
4	Jose_Antonio CHICO	VSR MOTORSPORT	4	Turn 9	3	15:28:08.653
4	Jose_Antonio CHICO	VSR MOTORSPORT	5	Turn 5	4	15:30:08.398
4	Jose_Antonio CHICO	VSR MOTORSPORT	6	Turn 7	4	15:30:20.942
4	Jose_Antonio CHICO	VSR MOTORSPORT	7	Turn 12	4	15:30:58.378
4	Jose_Antonio CHICO	VSR MOTORSPORT	8	Turn 5	5	15:32:44.664
4	Jose_Antonio CHICO	VSR MOTORSPORT	9	Turn 9	5	15:33:11.643
4	Jose_Antonio CHICO	VSR MOTORSPORT	10	Turn 7	5	15:32:56.811
4	Jose_Antonio CHICO	VSR MOTORSPORT	11	Turn 12	5	15:33:35.168
4	Jose_Antonio CHICO	VSR MOTORSPORT	12	Turn 5	6	15:35:11.674
4	Jose_Antonio CHICO	VSR MOTORSPORT	13	Turn 7	6	15:35:24.951
4	Jose_Antonio CHICO	VSR MOTORSPORT	14	Turn 9	8	15:42:48.188
4	Jose_Antonio CHICO	VSR MOTORSPORT	15	Turn 12	8	15:43:10.644
4	Jose_Antonio CHICO	VSR MOTORSPORT	16	Turn 1	9	15:44:39.320
4	Jose_Antonio CHICO	VSR MOTORSPORT	17	Turn 9	9	15:45:14.128
4	Jose_Antonio CHICO	VSR MOTORSPORT	18	Turn 9	11	15:50:07.057
4	Jose_Antonio CHICO	VSR MOTORSPORT	19	Turn 12	11	15:50:30.255
4	Jose_Antonio CHICO	VSR MOTORSPORT	20	Turn 1	14	15:59:56.186
4	Jose_Antonio CHICO	VSR MOTORSPORT	21	Turn 12	14	16:00:52.462
4	Jose_Antonio CHICO	VSR MOTORSPORT	22	Turn 5	15	16:02:28.539
4	Jose_Antonio CHICO	VSR MOTORSPORT	23	Turn 7	15	16:02:41.079
4	Jose_Antonio CHICO	VSR MOTORSPORT	24	Turn 5	16	16:04:54.871
4	Jose_Antonio CHICO	VSR MOTORSPORT	25	Turn 9	16	16:05:22.400
					Total Infractions:	**25**
9	Miguel VILLACIEROS	MOTORISMO RACING TEAM	1	Turn 9	10	15:50:25.865
9	Miguel VILLACIEROS	MOTORISMO RACING TEAM	2	Turn 9	11	15:52:53.129
9	Miguel VILLACIEROS	MOTORISMO RACING TEAM	3	Turn 9	12	16:02:18.132
9	Miguel VILLACIEROS	MOTORISMO RACING TEAM	4	Turn 5	13	16:04:18.139
9	Miguel VILLACIEROS	MOTORISMO RACING TEAM	5	Turn 9	13	16:04:45.272
9	Miguel VILLACIEROS	MOTORISMO RACING TEAM	6	Turn 7	14	16:06:57.867
9	Miguel VILLACIEROS	MOTORISMO RACING TEAM	7	Turn 9	14	16:07:12.668
9	Miguel VILLACIEROS	MOTORISMO RACING TEAM	8	Turn 9	16	16:17:46.809
					Total Infractions:	**8**
12	Luis CARLOS	RX PRORACING	1	Turn 12	4	15:30:37.437
12	Luis CARLOS	RX PRORACING	2	Turn 12	5	15:33:05.117
12	Luis CARLOS	RX PRORACING	3	Turn 12	8	15:42:19.109
12	Luis CARLOS	RX PRORACING	4	Turn 12	9	15:44:47.579
12	Luis CARLOS	RX PRORACING	5	Turn 5	12	15:51:17.948
12	Luis CARLOS	RX PRORACING	6	Turn 1	13	15:53:43.709
12	Luis CARLOS	RX PRORACING	7	Turn 12	13	15:54:39.450
12	Luis CARLOS	RX PRORACING	8	Turn 1	14	15:56:07.873
12	Luis CARLOS	RX PRORACING	9	Turn 12	14	15:57:06.729
12	Luis CARLOS	RX PRORACING	10	Turn 12	15	16:04:12.787
12	Luis CARLOS	RX PRORACING	11	Turn 1	16	16:05:42.777
12	Luis CARLOS	RX PRORACING	12	Turn 5	17	16:08:17.619
12	Luis CARLOS	RX PRORACING	13	Turn 7	19	16:17:34.800
12	Luis CARLOS	RX PRORACING	14	Turn 12	19	16:18:12.787
12	Luis CARLOS	RX PRORACING	15	Turn 12	20	16:20:38.938
					Total Infractions:	**15**
14	Ignacio RODRIGUEZ	AVIASTEC_RACING	1	Turn 7	2	15:26:04.136
14	Ignacio RODRIGUEZ	AVIASTEC_RACING	2	Turn 7	7	15:44:08.674
14	Ignacio RODRIGUEZ	AVIASTEC_RACING	3	Turn 5	9	15:48:54.668
14	Ignacio RODRIGUEZ	AVIASTEC_RACING	4	Turn 5	10	15:53:35.070
14	Ignacio RODRIGUEZ	AVIASTEC_RACING	5	Turn 12	11	15:56:55.387
14	Ignacio RODRIGUEZ	AVIASTEC_RACING	6	Turn 5	12	15:58:33.149
14	Ignacio RODRIGUEZ	AVIASTEC_RACING	7	Turn 7	12	15:58:45.887
14	Ignacio RODRIGUEZ	AVIASTEC_RACING	8	Turn 9	15	16:17:38.946
14	Ignacio RODRIGUEZ	AVIASTEC_RACING	9	Turn 12	15	16:18:01.991
					Total Infractions:	**9**
19	Adrian BENITO	RX PRORACING	1	Turn 9	6	15:39:42.922
19	Adrian BENITO	RX PRORACING	2	Turn 5	8	15:44:20.739

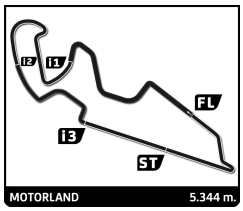

Toyota GR Cup Spain
ROUND 1 - MOTORLAND
COLLECTIVE TEST

Track Limits Analysis

No	Driver	Team	T.L. Nr	Camera	Lap	Time
19	Adrian BENITO	RX PRORACING	3	Turn 5	9	15:46:49.350
19	Adrian BENITO	RX PRORACING	4	Turn 9	9	15:47:16.395
19	Adrian BENITO	RX PRORACING	5	Turn 12	9	15:47:38.981
19	Adrian BENITO	RX PRORACING	6	Turn 5	12	16:01:16.943
19	Adrian BENITO	RX PRORACING	7	Turn 7	12	16:01:30.150
19	Adrian BENITO	RX PRORACING	8	Turn 5	15	16:19:55.890
					Total Infractions:	8
23	Antonio ALBACETE	ME-PRE	1	Turn 1	2	15:24:35.940
23	Antonio ALBACETE	ME-PRE	2	Turn 1	3	15:26:59.322
23	Antonio ALBACETE	ME-PRE	3	Turn 5	3	15:27:00.070
23	Antonio ALBACETE	ME-PRE	4	Turn 9	3	15:27:27.584
23	Antonio ALBACETE	ME-PRE	5	Turn 9	4	15:29:52.525
23	Antonio ALBACETE	ME-PRE	6	Turn 1	5	15:31:42.466
23	Antonio ALBACETE	ME-PRE	7	Turn 9	5	15:32:17.986
23	Antonio ALBACETE	ME-PRE	8	Turn 5	7	15:43:51.871
23	Antonio ALBACETE	ME-PRE	9	Turn 9	7	15:44:19.125
23	Antonio ALBACETE	ME-PRE	10	Turn 12	7	15:44:41.390
23	Antonio ALBACETE	ME-PRE	11	Turn 9	7	15:46:44.992
23	Antonio ALBACETE	ME-PRE	12	Turn 5	7	15:46:17.941
23	Antonio ALBACETE	ME-PRE	13	Turn 12	7	15:47:07.577
23	Antonio ALBACETE	ME-PRE	14	Turn 9	7	15:49:10.320
23	Antonio ALBACETE	ME-PRE	15	Turn 5	7	15:51:08.814
23	Antonio ALBACETE	ME-PRE	16	Turn 9	7	15:51:35.663
23	Antonio ALBACETE	ME-PRE	17	Turn 12	7	15:51:58.388
23	Antonio ALBACETE	ME-PRE	18	Turn 5	7	15:53:33.809
23	Antonio ALBACETE	ME-PRE	19	Turn 1	8	16:06:06.282
23	Antonio ALBACETE	ME-PRE	20	Turn 5	8	16:06:03.668
23	Antonio ALBACETE	ME-PRE	21	Turn 9	8	16:06:30.670
23	Antonio ALBACETE	ME-PRE	22	Turn 1	9	16:08:32.784
23	Antonio ALBACETE	ME-PRE	23	Turn 5	11	16:17:16.608
23	Antonio ALBACETE	ME-PRE	24	Turn 9	11	16:17:43.608
23	Antonio ALBACETE	ME-PRE	25	Turn 1	12	16:19:37.619
23	Antonio ALBACETE	ME-PRE	26	Turn 5	12	16:19:41.612
23	Antonio ALBACETE	ME-PRE	27	Turn 7	12	16:19:54.419
23	Antonio ALBACETE	ME-PRE	28	Turn 9	12	16:20:08.747
					Total Infractions:	28
30	Marcos DE_DIEGO	EFICAR TEAM	1	Turn 7	2	15:52:46.410
30	Marcos DE_DIEGO	EFICAR TEAM	2	Turn 7	4	15:57:42.415
30	Marcos DE_DIEGO	EFICAR TEAM	3	Turn 5	7	16:17:02.605
30	Marcos DE_DIEGO	EFICAR TEAM	4	Turn 7	7	16:17:15.008
30	Marcos DE_DIEGO	EFICAR TEAM	5	Turn 5	8	16:19:29.676
					Total Infractions:	5
33	Felix APARICIO	VSR MOTORSPORT	1	Turn 5	3	15:27:58.667
33	Felix APARICIO	VSR MOTORSPORT	2	Turn 9	3	15:28:26.105
33	Felix APARICIO	VSR MOTORSPORT	3	Turn 12	3	15:28:48.984
33	Felix APARICIO	VSR MOTORSPORT	4	Turn 1	3	15:27:42.716
33	Felix APARICIO	VSR MOTORSPORT	5	Turn 5	4	15:30:24.865
33	Felix APARICIO	VSR MOTORSPORT	6	Turn 12	4	15:31:14.839
33	Felix APARICIO	VSR MOTORSPORT	7	Turn 9	4	15:30:52.178
33	Felix APARICIO	VSR MOTORSPORT	8	Turn 1	5	15:32:42.226
33	Felix APARICIO	VSR MOTORSPORT	9	Turn 1	7	15:40:39.669
33	Felix APARICIO	VSR MOTORSPORT	10	Turn 9	7	15:41:13.394
33	Felix APARICIO	VSR MOTORSPORT	11	Turn 1	8	15:43:11.319
33	Felix APARICIO	VSR MOTORSPORT	12	Turn 5	8	15:43:11.609
33	Felix APARICIO	VSR MOTORSPORT	13	Turn 1	9	15:45:24.652
33	Felix APARICIO	VSR MOTORSPORT	14	Turn 9	8	15:43:38.724
33	Felix APARICIO	VSR MOTORSPORT	15	Turn 9	9	15:46:04.122
33	Felix APARICIO	VSR MOTORSPORT	16	Turn 9	11	15:55:11.526
33	Felix APARICIO	VSR MOTORSPORT	17	Turn 5	12	15:57:08.999
33	Felix APARICIO	VSR MOTORSPORT	18	Turn 5	13	15:59:33.285
33	Felix APARICIO	VSR MOTORSPORT	19	Turn 9	13	16:00:00.865
33	Felix APARICIO	VSR MOTORSPORT	20	Turn 9	16	16:14:56.405
33	Felix APARICIO	VSR MOTORSPORT	21	Turn 1	17	16:17:10.720
33	Felix APARICIO	VSR MOTORSPORT	22	Turn 7	17	16:17:20.875
33	Felix APARICIO	VSR MOTORSPORT	23	Turn 12	17	16:17:57.799

F4 SPANISH CHAMPIONSHIP · EURO CUP 3 · PORSCHE SPRINT CHALLENGE IBERICA · TOYOTA GAZOO Racing GR Cup Spain

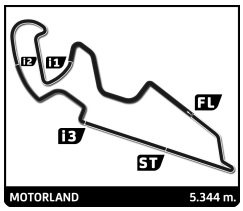

Toyota GR Cup Spain
ROUND 1 - MOTORLAND
COLLECTIVE TEST

Track Limits Analysis

No	Driver	Team	T.L. Nr	Camera	Lap	Time
33	Felix APARICIO	VSR MOTORSPORT	24	Turn 12	18	16:20:23.141
					Total Infractions:	24
41	Ivan RIERA	EFICAR TEAM	1	Turn 7	3	15:30:44.140
41	Ivan RIERA	EFICAR TEAM	2	Turn 9	3	15:30:59.710
41	Ivan RIERA	EFICAR TEAM	3	Turn 7	4	15:33:12.008
41	Ivan RIERA	EFICAR TEAM	4	Turn 9	4	15:33:27.780
41	Ivan RIERA	EFICAR TEAM	5	Turn 5	6	15:37:54.401
41	Ivan RIERA	EFICAR TEAM	6	Turn 9	6	15:38:21.663
41	Ivan RIERA	EFICAR TEAM	7	Turn 7	7	15:40:33.874
41	Ivan RIERA	EFICAR TEAM	8	Turn 5	7	15:40:20.951
41	Ivan RIERA	EFICAR TEAM	9	Turn 9	7	15:40:48.584
41	Ivan RIERA	EFICAR TEAM	10	Turn 12	7	15:41:11.920
41	Ivan RIERA	EFICAR TEAM	11	Turn 7	8	15:43:00.745
41	Ivan RIERA	EFICAR TEAM	12	Turn 5	8	15:42:48.268
41	Ivan RIERA	EFICAR TEAM	13	Turn 5	9	15:45:14.533
41	Ivan RIERA	EFICAR TEAM	14	Turn 7	9	15:45:27.077
41	Ivan RIERA	EFICAR TEAM	15	Turn 9	9	15:45:42.331
41	Ivan RIERA	EFICAR TEAM	16	Turn 9	10	15:48:09.399
41	Ivan RIERA	EFICAR TEAM	17	Turn 12	9	15:46:05.051
41	Ivan RIERA	EFICAR TEAM	18	Turn 9	11	15:55:03.864
41	Ivan RIERA	EFICAR TEAM	19	Turn 5	12	15:57:02.468
41	Ivan RIERA	EFICAR TEAM	20	Turn 9	12	15:57:30.275
					Total Infractions:	20
70	Santiago CASTILLA	EFICAR TEAM	1	Turn 12	5	15:44:28.720
70	Santiago CASTILLA	EFICAR TEAM	2	Turn 9	5	15:44:05.528
70	Santiago CASTILLA	EFICAR TEAM	3	Turn 9	6	15:46:35.325
70	Santiago CASTILLA	EFICAR TEAM	4	Turn 9	7	15:49:04.931
70	Santiago CASTILLA	EFICAR TEAM	5	Turn 12	7	15:49:27.853
70	Santiago CASTILLA	EFICAR TEAM	6	Turn 9	10	16:20:27.610
					Total Infractions:	6
77	Agustín ARCE	VSR MOTORSPORT	1	Turn 12	4	15:35:51.378
77	Agustín ARCE	VSR MOTORSPORT	2	Turn 7	7	16:14:29.607
77	Agustín ARCE	VSR MOTORSPORT	3	Turn 7	8	16:16:57.606
77	Agustín ARCE	VSR MOTORSPORT	4	Turn 9	8	16:17:12.812
77	Agustín ARCE	VSR MOTORSPORT	5	Turn 12	8	16:17:35.257
77	Agustín ARCE	VSR MOTORSPORT	6	Turn 12	9	16:20:04.005
					Total Infractions:	6
80	Óscar CANALES	ME-PRE	1	Turn 1	3	15:27:18.868
80	Óscar CANALES	ME-PRE	2	Turn 1	4	15:29:39.352
80	Óscar CANALES	ME-PRE	3	Turn 7	4	15:30:00.281
80	Óscar CANALES	ME-PRE	4	Turn 1	5	15:32:06.696
80	Óscar CANALES	ME-PRE	5	Turn 7	5	15:32:28.606
80	Óscar CANALES	ME-PRE	6	Turn 1	6	15:34:34.536
80	Óscar CANALES	ME-PRE	7	Turn 7	6	15:35:18.612
80	Óscar CANALES	ME-PRE	8	Turn 1	7	15:37:43.643
80	Óscar CANALES	ME-PRE	9	Turn 5	7	15:37:47.667
80	Óscar CANALES	ME-PRE	10	Turn 7	8	15:40:30.007
80	Óscar CANALES	ME-PRE	11	Turn 9	9	15:54:47.805
80	Óscar CANALES	ME-PRE	12	Turn 1	10	15:56:46.513
80	Óscar CANALES	ME-PRE	13	Turn 5	10	15:56:55.811
80	Óscar CANALES	ME-PRE	14	Turn 7	10	15:57:09.153
80	Óscar CANALES	ME-PRE	15	Turn 1	11	15:59:17.249
80	Óscar CANALES	ME-PRE	16	Turn 7	11	15:59:39.345
80	Óscar CANALES	ME-PRE	17	Turn 1	12	16:01:55.517
80	Óscar CANALES	ME-PRE	18	Turn 7	12	16:02:11.009
80	Óscar CANALES	ME-PRE	19	Turn 1	13	16:04:19.250
80	Óscar CANALES	ME-PRE	20	Turn 1	14	16:06:53.236
80	Óscar CANALES	ME-PRE	21	Turn 7	14	16:07:09.676
80	Óscar CANALES	ME-PRE	22	Turn 5	14	16:06:57.011
80	Óscar CANALES	ME-PRE	23	Turn 7	14	16:07:12.215
					Total Infractions:	23
86	Sergí FRANCOLÍ	RX PRORACING	1	Turn 5	2	15:24:37.470

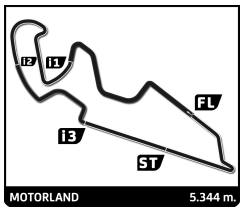

Toyota GR Cup Spain

ROUND 1 - MOTORLAND
COLLECTIVE TEST

Track Limits Analysis

No	Driver	Team	T.L. Nr	Camera	Lap	Time
86	Sergí FRANCOLÍ	RX PRORACING	2	Turn 5	3	15:27:05.529
86	Sergí FRANCOLÍ	RX PRORACING	3	Turn 5	4	15:29:35.130
86	Sergí FRANCOLÍ	RX PRORACING	4	Turn 5	6	15:36:00.139
86	Sergí FRANCOLÍ	RX PRORACING	5	Turn 5	7	15:38:28.198
86	Sergí FRANCOLÍ	RX PRORACING	6	Turn 7	7	15:38:41.486
86	Sergí FRANCOLÍ	RX PRORACING	7	Turn 5	9	15:43:41.211
86	Sergí FRANCOLÍ	RX PRORACING	8	Turn 7	10	15:46:21.146
86	Sergí FRANCOLÍ	RX PRORACING	9	Turn 5	11	15:56:17.807
86	Sergí FRANCOLÍ	RX PRORACING	10	Turn 5	13	16:01:14.935
86	Sergí FRANCOLÍ	RX PRORACING	11	Turn 5	14	16:03:41.682
86	Sergí FRANCOLÍ	RX PRORACING	12	Turn 5	15	16:06:09.338

Total Infractions: 12

Published at: .....

TOTAL TRACK LIMITS: **189**

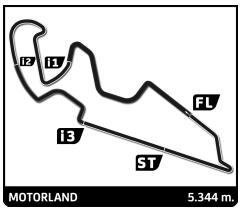

ROUND 1 - MOTORLAND

Toyota GR Cup Spain
COLLECTIVE TEST

Weather Report

Air Temperature

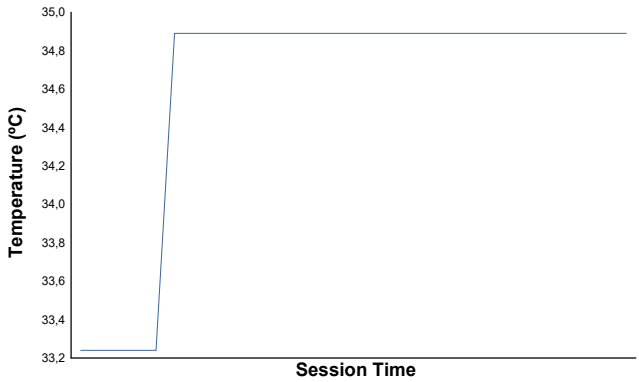

Track Temperature

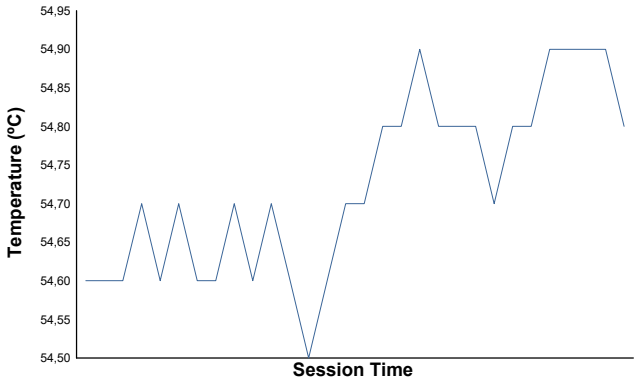

Humidity

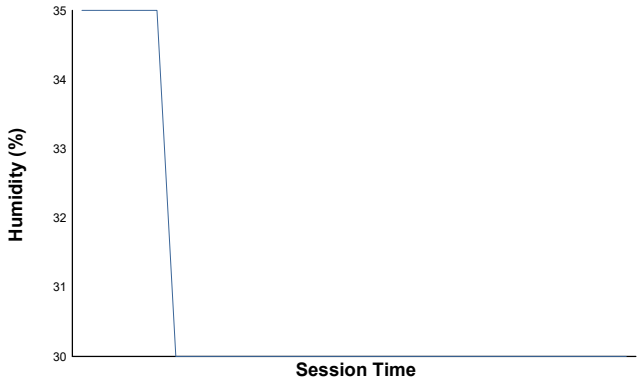

Pressure

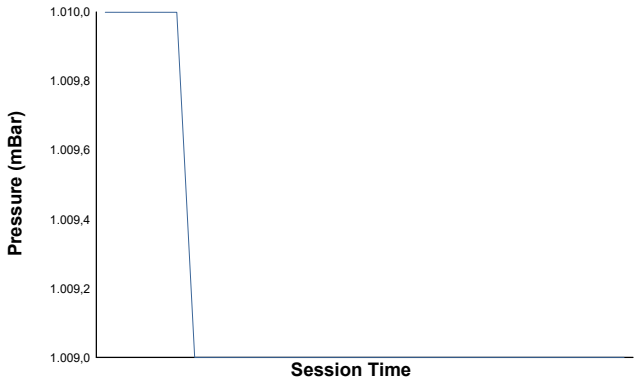

Wind Speed

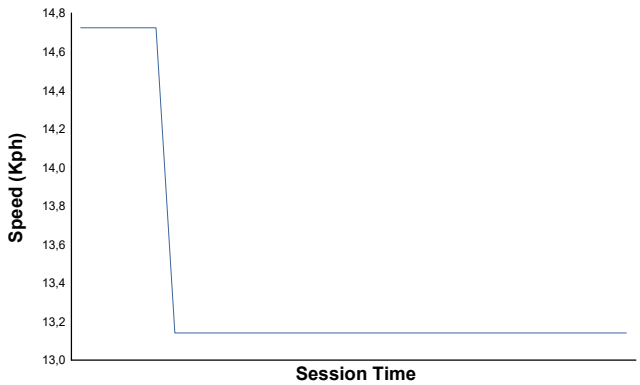

Wind Direction

North=0º/360º East=90º South=180º West=270º

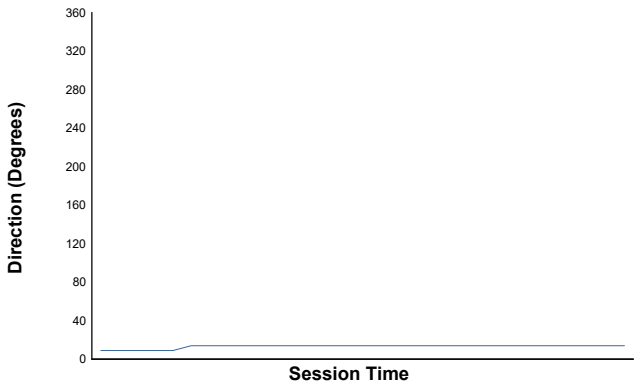

Track Status: **DRY**

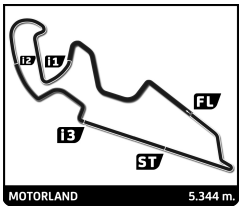

Toyota GR Cup Spain
ROUND 1 - MOTORLAND
COLLECTIVE TEST

Race Director Report

Hour	Flag	Message
15:21:10		PIT LANE OPEN
15:45:12		CAR 23 CHECK TRANSPONDER.
16:13:42	GF	GREEN FLAG
16:13:44		PIT LANE OPEN
16:21:14		CHEQUERED FLAG

Published at: .....

Race Director:	Timekeeper:
David RODRÍGUEZ	Alberto Estébanez

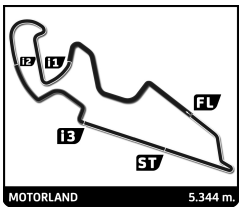

Toyota GR Cup Spain

ROUND 1 - MOTORLAND

FREE PRACTICE 1

Classification

	No	Driver	Nat	Team	Car	Cl.	Time	Lap	Total	Gap		Kph
1	33	**Felix APARICIO**	ESP	VSR MOTORSPORT	Toyota GR86		**2:23.942**	7	7	-	-	**133.7**
2	19	**Adrian BENITO**	ESP	RX PRORACING	Toyota GR86		**2:24.638**	7	7	+0.696	+0.696	**133.0**
3	41	**Ivan RIERA**	ESP	EFICAR TEAM	Toyota GR86		**2:24.787**	8	8	+0.845	+0.149	**132.9**
4	77	**Agustín ARCE**	ESP	VSR MOTORSPORT	Toyota GR86		**2:25.178**	4	7	+1.236	+0.391	**132.5**
5	86	**Sergí FRANCOLÍ**	ESP	RX PRORACING	Toyota GR86		**2:26.058**	8	8	+2.116	+0.880	**131.7**
6	12	**Luis CARLOS**	ESP	RX PRORACING	Toyota GR86		**2:26.163**	3	7	+2.221	+0.105	**131.6**
7	9	**Miguel VILLACIEROS**	ESP	MOTORISMO RACING TEAM	Toyota GR86		**2:26.194**	6	7	+2.252	+0.031	**131.6**
8	14	**Ignacio RODRIGUEZ**	ESP	AVIASTEC_RACING	Toyota GR86		**2:26.573**	4	8	+2.631	+0.379	**131.3**
9	30	**Marcos DE_DIEGO**	ESP	EFICAR TEAM	Toyota GR86		**2:26.694**	2	7	+2.752	+0.121	**131.1**
10	4	**Jose_Antonio CHICO**	ESP	VSR MOTORSPORT	Toyota GR86		**2:27.610**	6	7	+3.668	+0.916	**130.3**
11	80	**Óscar CANALES**	ESP	ME-PRE	Toyota GR86		**2:30.453**	6	8	+6.511	+2.843	**127.9**
12	23	**Antonio ALBACETE**	ESP	ME-PRE	Toyota GR86				3			
13	70	**Santiago CASTILLA**	ESP	EFICAR TEAM	Toyota GR86				5			

Fastest Lap:	Lap 7	Felix APARICIO	**2:23.942**	133.7 Kph

SOME LAPTIMES DELETED DUE TO TRACK LIMITS - CHECK TRACK LIMITS REPORT

Track Status: **DRY**

Published at: .....

Race Director:	**Timekeeper:**
David RODRÍGUEZ	Alberto Estébanez

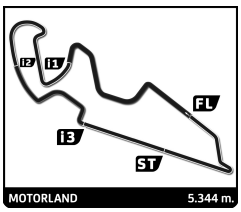

Toyota GR Cup Spain
ROUND 1 - MOTORLAND
FREE PRACTICE 1

Best Top Speed

				Top 1		Top 2		Top 3		Top 4		Top 5		
No	Driver	Team	Class	Kph	Lap	Kph	Lap	Kph	Lap	Kph	Lap	Kph	Lap	Avg
70	Santiago CASTILLA	EFICAR TEAM		**198.9**	2	195.3	3	194.9	5	177.3	1	168.2	4	186,9
19	Adrian BENITO	RX PRORACING		**197.4**	4	193.9	3	192.5	7	184.9	2	177.3	6	189,2
33	Felix APARICIO	VSR MOTORSPORT		**197.4**	4	196.0	3	194.9	7	145.4	6	129.3	1	172,6
12	Luis CARLOS	RX PRORACING		**196.7**	3	194.2	5	193.9	2	193.5	6	192.5	4	194,2
86	Sergí FRANCOLÍ	RX PRORACING		**196.0**	2	195.3	3	194.2	4	194.2	8	193.5	7	194,6
77	Agustín ARCE	VSR MOTORSPORT		**195.7**	5	194.6	2	194.6	7	194.2	4	136.9	1	183,2
41	Ivan RIERA	EFICAR TEAM		**195.3**	3	195.3	4	195.3	6	194.9	5	194.6	8	195,1
4	Jose_Antonio CHICO	VSR MOTORSPORT		**194.9**	3	194.2	2	192.5	6	191.2	5	186.9	7	191,9
30	Marcos DE_DIEGO	EFICAR TEAM		**194.9**	3	193.5	6	193.2	2	193.2	7	183.1	5	191,6
14	Ignacio RODRIGUEZ	AVIASTEC_RACING		**194.6**	4	194.2	7	192.9	6	191.8	8	166.2	5	187,9
9	Miguel VILLACIEROS	MOTORISMO RACING TEAM		**193.9**	5	193.2	3	193.2	6	192.9	4	192.2	7	193,1
23	Antonio ALBACETE	ME-PRE		**193.2**	2	190.5	3	190.1	1					191,3
80	Óscar CANALES	ME-PRE		**190.5**	4	189.1	2	188.8	6	188.5	5	181.8	7	187,7

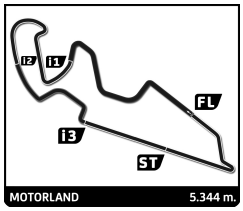

Toyota GR Cup Spain
ROUND 1 - MOTORLAND
FREE PRACTICE 1

Best Sector Times

	Sector 1			Sector 2			Sector 3			Sector 4							
Pos	No	Driver	Time	No	Driver	Time	No	Driver	Time	No	Driver	Time	Pos	No	Ideal Lap	Best Lap	
1	33	F.APARICIO	36.819	19	A.BENITO	37.606	19	A.BENITO	23.958	77	A.ARCE	45.054	1	33	2:23.645	2:23.942	(1)
2	77	A.ARCE	37.345	41	I.RIERA	37.691	33	F.APARICIO	23.979	33	F.APARICIO	45.132	2	77	2:24.365	2:25.178	(4)
3	41	I.RIERA	37.357	33	F.APARICIO	37.715	77	A.ARCE	24.071	41	I.RIERA	45.276	3	19	2:24.403	2:24.638	(2)
4	70	S.CASTILLA	37.453	77	A.ARCE	37.895	41	I.RIERA	24.080	19	A.BENITO	45.342	4	41	2:24.404	2:24.787	(3)
5	19	A.BENITO	37.497	86	S.FRANCOLÍ	38.026	30	M.DE_DIEGO	24.250	86	S.FRANCOLÍ	45.357	5	30	2:25.460	2:26.694	(9)
6	30	M.DE_DIEGO	37.560	12	L.CARLOS	38.160	14	I.RODRIGUEZ	24.287	30	M.DE_DIEGO	45.426	6	86	2:25.652	2:26.058	(5)
7	9	M.VILLACIEROS	37.677	14	I.RODRIGUEZ	38.190	86	S.FRANCOLÍ	24.319	70	S.CASTILLA	45.439	7	12	2:25.751	2:26.163	(6)
8	12	L.CARLOS	37.688	30	M.DE_DIEGO	38.224	12	L.CARLOS	24.358	23	A.ALBACETE	45.461	8	14	2:26.082	2:26.573	(8)
9	4	J.CHICO	37.748	9	M.VILLACIEROS	38.273	9	M.VILLACIEROS	24.399	12	L.CARLOS	45.545	9	70	2:26.112		
10	14	I.RODRIGUEZ	37.938	4	J.CHICO	38.539	70	S.CASTILLA	24.478	14	I.RODRIGUEZ	45.667	10	9	2:26.136	2:26.194	(7)
11	86	S.FRANCOLÍ	37.950	70	S.CASTILLA	38.742	4	J.CHICO	24.589	4	J.CHICO	45.669	11	4	2:26.545	2:27.610	(10)
12	80	Ó.CANALES	38.823	80	Ó.CANALES	39.229	80	Ó.CANALES	25.165	9	M.VILLACIEROS	45.787	12	80	2:30.193	2:30.453	(11)

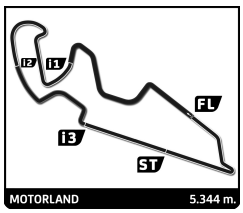

Toyota GR Cup Spain
ROUND 1 - MOTORLAND
FREE PRACTICE 1

Fastest Lap Sequence

Elapsed	No	Driver	Team	Car	Class	Time	Kph	Lap
5:19.565	**30**	**Marcos DE_DIEGO**	EFICAR TEAM	Toyota GR86		**2:26.694**	131.1	2
7:51.201	**12**	**Luis CARLOS**	RX PRORACING	Toyota GR86		**2:26.163**	131.6	3
8:04.424	**41**	**Ivan RIERA**	EFICAR TEAM	Toyota GR86		**2:25.773**	132.0	3
8:38.784	**19**	**Adrian BENITO**	RX PRORACING	Toyota GR86		**2:24.767**	132.9	3
11:08.246	**33**	**Felix APARICIO**	VSR MOTORSPORT	Toyota GR86		**2:24.317**	133.3	4
20:56.092	**33**	**Felix APARICIO**	VSR MOTORSPORT	Toyota GR86		**2:23.942**	133.7	7

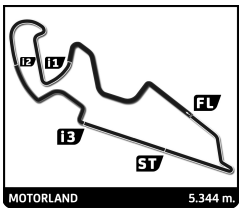

Toyota GR Cup Spain

ROUND 1 - MOTORLAND

FREE PRACTICE 1

Flag Analysis

	Flag	Time
	GREEN FLAG	11:30:00.000
	CHEQUERED FLAG	11:50:00.000

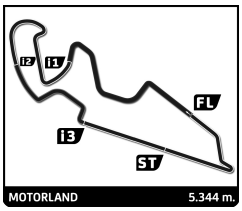

Toyota GR Cup Spain
ROUND 1 - MOTORLAND
FREE PRACTICE 1

Sector Analysis

__ Invalidated Lap Personal Best Session Best **B** Crossing the pit lane

4 Jose_Antonio CHICO — ESP
VSR MOTORSPORT — Toyota GR86

Lap	Time	Sector 1	Sector 2	Sector 3	Sector 4	T.Spd
1	3:51.850	1:17.180	52.584	32.158	1:09.928	87.6
2	2:27.616	38.805	38.530	24.589	45.692	194.2
3	2:26.445	37.442	38.539	24.689	45.775	194.9
4	2:42.773 B	37.748	39.556	27.254	58.215	170.9
5	4:19.219	2:27.966	39.452	25.608	46.193	191.2
6	2:27.610	38.249	38.999	24.693	45.669	192.5
7	2:40.069 B	38.090	39.303	24.748	57.928	186.9

9 Miguel VILLACIEROS — ESP
MOTORISMO RACING TEAM — Toyota GR86

Lap	Time	Sector 1	Sector 2	Sector 3	Sector 4	T.Spd
1	3:12.655	1:02.334	43.618	32.784	53.919	149.2
2	2:45.336	42.468	42.545	31.708	48.615	184.6
3	2:32.647 B	38.434	38.616	24.627	50.970	193.2
4	4:27.951	2:32.795	40.809	28.207	46.140	192.9
5	2:26.561	37.871	38.273	24.432	45.985	193.9
6	2:26.194	37.677	38.331	24.399	45.787	193.2
7	2:27.190	37.789	38.561	24.566	46.274	192.2

12 Luis CARLOS — ESP
RX PRORACING — Toyota GR86

Lap	Time	Sector 1	Sector 2	Sector 3	Sector 4	T.Spd
1	2:55.807	1:00.093	42.032	26.752	46.930	191.2
2	2:29.231	38.895	39.241	24.939	46.156	193.9
3	2:26.163	37.688	38.566	24.364	45.545	196.7
4	2:26.449	37.517	38.392	24.358	46.182	192.5
5	2:26.580	37.765	38.249	24.533	46.033	194.2
6	2:26.046	37.670	38.160	24.327	45.889	193.5
7	2:44.663 B	37.913	38.637	24.504	1:03.609	129.3

14 Ignacio RODRIGUEZ — ESP
AVIASTEC_RACING — Toyota GR86

Lap	Time	Sector 1	Sector 2	Sector 3	Sector 4	T.Spd
1	3:14.289	58.472	44.892	32.188	58.737	138.5
2	2:46.961	42.007	42.528	28.880	53.546	133.7
3	2:35.821	38.210	38.209	24.287	55.115	131.9
4	2:26.573	37.993	38.190	24.358	46.032	194.6
5	2:47.184	40.602	46.052	27.768	52.762	166.2
6	2:26.593	37.938	38.404	24.477	45.774	192.9
7	2:26.477	37.976	38.345	24.331	45.825	194.2
8	2:49.579	38.764	38.357	46.791	45.667	191.8

19 Adrian BENITO — ESP
RX PRORACING — Toyota GR86

Lap	Time	Sector 1	Sector 2	Sector 3	Sector 4	T.Spd
1	3:48.338	1:37.483	44.567	30.678	55.610	121.8
2	2:25.679	37.640	37.821	24.156	46.062	184.9
3	2:24.767	37.540	37.926	23.959	45.342	193.9
4	2:25.160	37.605	37.902	24.029	45.624	197.4
5	2:51.795 B	43.108	42.393	27.249	59.045	158.8
6	4:52.207	2:43.660	43.868	32.696	51.983	177.3
7	2:24.638	37.497	37.606	23.958	45.577	192.5

23 Antonio ALBACETE — ESP
ME-PRE — Toyota GR86

Lap	Time	Sector 1	Sector 2	Sector 3	Sector 4	T.Spd
1	2:44.781	51.866	40.813	25.492	46.610	190.1
2	2:25.814	37.600	38.199	24.554	45.461	193.2
3	2:40.817 B	40.933	39.938	25.846	54.100	190.5

30 Marcos DE_DIEGO — ESP
EFICAR TEAM — Toyota GR86

Lap	Time	Sector 1	Sector 2	Sector 3	Sector 4	T.Spd
1	2:52.871	55.264	41.627	26.496	49.484	173.9
2	2:26.694	38.102	38.478	24.413	45.701	193.2
3	2:25.755	37.903	37.968	24.282	45.602	194.9
4	2:46.764 B	37.813	39.259	25.024	1:04.668	113.0
5	5:03.961	3:04.339	42.530	27.603	49.489	183.1
6	2:31.217	37.560	43.375	24.250	46.032	193.5
7	2:25.717	37.751	38.224	24.316	45.426	193.2

33 Felix APARICIO — ESP
VSR MOTORSPORT — Toyota GR86

Lap	Time	Sector 1	Sector 2	Sector 3	Sector 4	T.Spd
1	3:24.423	1:13.347	44.154	28.835	58.087	129.3
2	2:52.081	40.378	42.705	27.047	1:01.951	109.4
3	2:27.425	37.545	37.907	23.979	47.994	196.0
4	2:24.317	37.164	37.810	24.211	45.132	197.4
5	2:59.056 B	37.331	42.506	28.231	1:10.988	124.1
6	4:24.848	2:24.538	40.223	28.030	52.057	145.4
7	2:23.942	36.819	37.715	24.261	45.147	194.9

41 Ivan RIERA — ESP
EFICAR TEAM — Toyota GR86

Lap	Time	Sector 1	Sector 2	Sector 3	Sector 4	T.Spd
1	3:08.200	51.888	48.802	33.575	53.935	144.8
2	2:30.451	38.369	40.276	25.991	45.815	192.9
3	2:25.773	37.522	38.500	24.475	45.276	195.3
4	2:25.389	37.586	38.057	24.216	45.530	195.3
5	2:25.529	37.475	37.823	24.180	46.051	194.9
6	2:25.054	37.549	37.801	24.172	45.532	195.3
7	2:24.624	37.352	37.691	24.163	45.418	194.2
8	2:24.787	37.357	37.850	24.080	45.500	194.6

70 Santiago CASTILLA — ESP
EFICAR TEAM — Toyota GR86

Lap	Time	Sector 1	Sector 2	Sector 3	Sector 4	T.Spd
1	2:58.279	1:00.524	42.296	26.738	48.721	177.3
2	2:26.435	37.499	38.742	24.755	45.439	198.9
3	2:26.031	37.625	38.491	24.360	45.555	195.3
4	2:29.155	37.453	38.404	24.369	48.929	168.2
5	2:36.126 B	39.422	38.631	24.478	53.595	194.9

77 Agustín ARCE — ESP
VSR MOTORSPORT — Toyota GR86

Lap	Time	Sector 1	Sector 2	Sector 3	Sector 4	T.Spd
1	3:42.440	1:18.374	53.318	30.958	59.790	136.9
2	2:27.777	39.471	38.554	24.290	45.462	194.6
3	2:48.895	37.624	40.608	33.284	57.379	121.8
4	2:25.178	37.747	37.895	24.166	45.370	194.2
5	2:34.517 B	41.014	38.020	24.071	51.412	195.7
6	4:43.098	2:39.994	42.386	26.712	54.006	131.7
7	2:24.495	37.345	37.954	24.142	45.054	194.6

80 Óscar CANALES — ESP
ME-PRE — Toyota GR86

Lap	Time	Sector 1	Sector 2	Sector 3	Sector 4	T.Spd
1	3:15.251	55.053	46.785	34.532	58.881	108.8
2	2:35.298	41.768	40.501	25.789	47.240	189.1
3	2:40.075	39.580	39.753	26.762	53.980	159.5
4	2:32.099	39.353	39.761	26.009	46.976	190.5
5	2:30.655	38.992	39.311	25.165	47.187	188.5

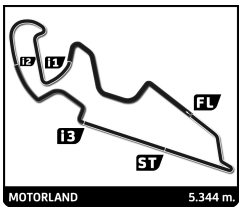

Toyota GR Cup Spain
ROUND 1 - MOTORLAND
FREE PRACTICE 1

Sector Analysis

__ Invalidated Lap Personal Best Session Best **B** Crossing the pit lane

Lap	Time	Sector 1	Sector 2	Sector 3	Sector 4	T.Spd	Lap	Time	Sector 1	Sector 2	Sector 3	Sector 4	T.Spd
6	2:30.453	38.823	39.229	25.349	47.052	188.8							
7	2:39.743	38.918	40.002	31.358	49.465	181.8							
8	2:55.070 **B**	42.252	45.800	28.591	58.427	180.9							

86 **Sergí FRANCOLÍ** ESP

RX PRORACING Toyota GR86

1	3:42.495	1:19.105	53.533	30.896	58.961	122.2
2	2:31.985	39.005	38.209	29.414	45.357	196.0
3	2:26.749	37.950	38.453	24.327	46.019	195.3
4	2:33.300 **B**	38.319	38.259	24.424	52.298	194.2
5	3:32.412	1:44.194	38.026	24.448	45.744	193.2
6	2:26.991	38.244	38.373	24.616	45.758	192.5
7	2:26.532	38.001	38.485	24.566	45.480	193.5
8	2:26.058	38.140	38.173	24.319	45.426	194.2

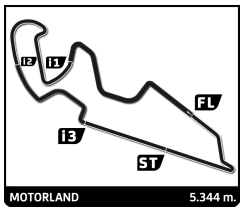

Toyota GR Cup Spain
ROUND 1 - MOTORLAND
FREE PRACTICE 1

Track Limits Analysis

No	Driver	Team	T.L. Nr	Camera	Lap	Time
4	Jose_Antonio CHICO	VSR MOTORSPORT	1	Turn 7	2	11:34:40.456
4	Jose_Antonio CHICO	VSR MOTORSPORT	2	Turn 1	3	11:36:47.573
4	Jose_Antonio CHICO	VSR MOTORSPORT	3	Turn 12	3	11:37:44.963
4	Jose_Antonio CHICO	VSR MOTORSPORT	4	Turn 7	4	11:39:33.181
					Total Infractions:	**4**
9	Miguel VILLACIEROS	MOTORISMO RACING TEAM	1	Turn 9	2	11:34:13.339
					Total Infractions:	**1**
12	Luis CARLOS	RX PRORACING	1	Turn 1	4	11:38:18.700
12	Luis CARLOS	RX PRORACING	2	Turn 1	5	11:40:38.878
12	Luis CARLOS	RX PRORACING	3	Turn 1	6	11:43:09.500
12	Luis CARLOS	RX PRORACING	4	Turn 12	6	11:44:09.090
12	Luis CARLOS	RX PRORACING	5	Turn 1	7	11:45:37.232
					Total Infractions:	**5**
14	Ignacio RODRIGUEZ	AVIASTEC_RACING	1	Turn 7	3	11:36:48.908
14	Ignacio RODRIGUEZ	AVIASTEC_RACING	2	Turn 9	3	11:37:03.877
14	Ignacio RODRIGUEZ	AVIASTEC_RACING	3	Turn 9	6	11:44:53.336
14	Ignacio RODRIGUEZ	AVIASTEC_RACING	4	Turn 9	7	11:47:20.341
					Total Infractions:	**4**
19	Adrian BENITO	RX PRORACING	1	Turn 9	2	11:34:50.672
					Total Infractions:	**1**
23	Antonio ALBACETE	ME-PRE	1	Turn 1	2	11:33:22.173
23	Antonio ALBACETE	ME-PRE	2	Turn 5	2	11:33:19.808
23	Antonio ALBACETE	ME-PRE	3	Turn 9	2	11:33:46.808
23	Antonio ALBACETE	ME-PRE	4	Turn 12	2	11:34:09.892
23	Antonio ALBACETE	ME-PRE	5	Turn 1	3	11:35:45.372
					Total Infractions:	**5**
30	Marcos DE_DIEGO	EFICAR TEAM	1	Turn 7	3	11:36:07.393
30	Marcos DE_DIEGO	EFICAR TEAM	2	Turn 5	4	11:38:20.139
30	Marcos DE_DIEGO	EFICAR TEAM	3	Turn 5	7	11:48:42.338
					Total Infractions:	**3**
41	Ivan RIERA	EFICAR TEAM	1	Turn 12	4	11:39:29.156
41	Ivan RIERA	EFICAR TEAM	2	Turn 1	7	11:45:48.900
					Total Infractions:	**2**
70	Santiago CASTILLA	EFICAR TEAM	1	Turn 12	2	11:34:24.235
70	Santiago CASTILLA	EFICAR TEAM	2	Turn 9	3	11:36:27.079
70	Santiago CASTILLA	EFICAR TEAM	3	Turn 12	3	11:36:49.958
70	Santiago CASTILLA	EFICAR TEAM	4	Turn 9	4	11:38:53.070
70	Santiago CASTILLA	EFICAR TEAM	5	Turn 12	4	11:39:15.366
70	Santiago CASTILLA	EFICAR TEAM	6	Turn 9	5	11:41:24.467
					Total Infractions:	**6**
77	Agustín ARCE	VSR MOTORSPORT	1	Turn 12	7	11:50:05.762
					Total Infractions:	**1**
80	Óscar CANALES	ME-PRE	1	Turn 7	3	11:36:40.112
80	Óscar CANALES	ME-PRE	2	Turn 7	4	11:39:19.714
					Total Infractions:	**2**
86	Sergí FRANCOLÍ	RX PRORACING	1	Turn 7	7	11:48:01.924
					Total Infractions:	**1**

Published at: .....

TOTAL TRACK LIMITS: **35**

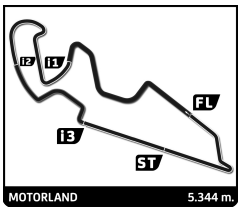

ROUND 1 - MOTORLAND

Toyota GR Cup Spain

FREE PRACTICE 1

Weather Report

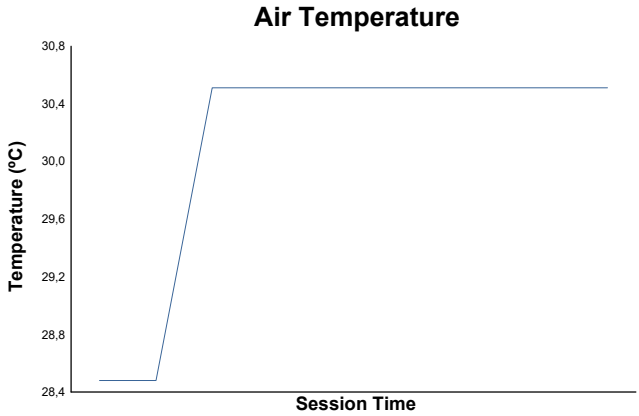

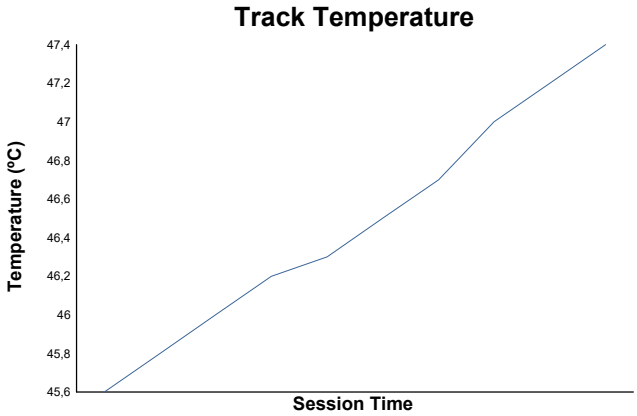

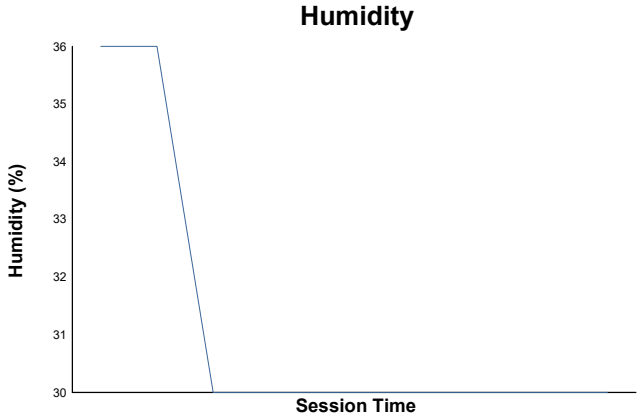

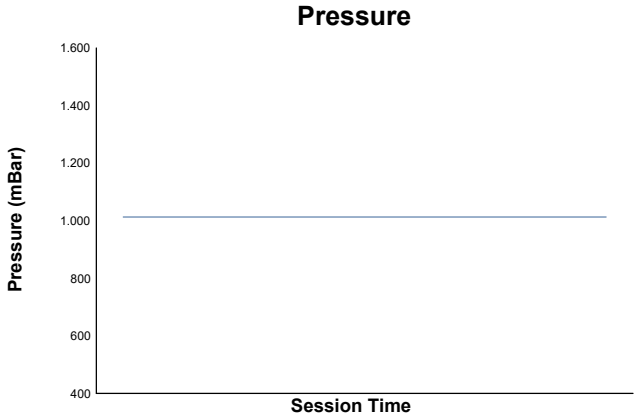

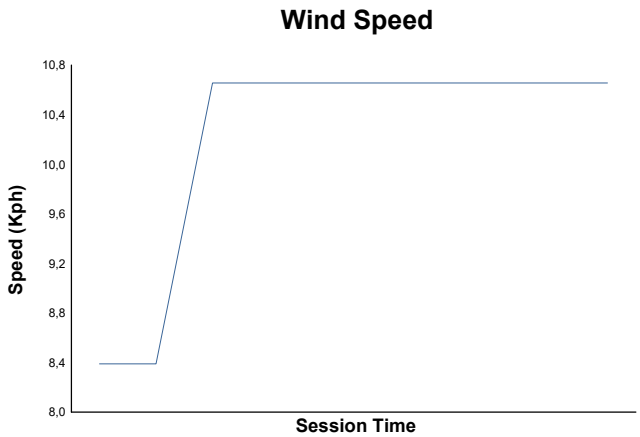

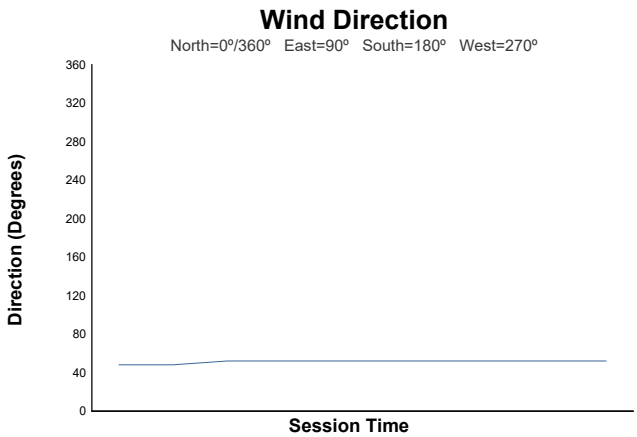

Track Status: **DRY**

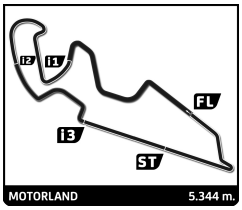

Toyota GR Cup Spain
ROUND 1 - MOTORLAND
FREE PRACTICE 1

Race Director Report

Hour	Flag	Message
11:24:11		APERTURA PIT LANE 11:30
11:30:00		PIT LANE OPEN
11:34:20		WARNING FLAG CAR 23 - TRACK LIMITS
11:34:53		STOP AND GO (3 MINUTOS) CAR 23 - TRACK LIMITS
11:36:06		BANDERA NEGRA CAR 23 - TRACK LIMITS
11:37:17		JEFE DE EQUIPO Y PILOTO COCHE 23 ACUDIR A CCDD AL FINAL DE LA SESIÓN
11:37:51		WARNING FLAG CAR 70 - TRACK LIMITS
11:38:06		WARNING FLAG CAR 4 - TRACK LIMITS
11:39:56		BANDERA NEGRA CAR 70 - TRACK LIMITS
11:40:32		BANDERA NEGRA CAR 4 - TRACK LIMITS
11:43:23		BLACK FLAG CAR 12
11:43:42		NOT BLACK FLAG CAR 4 MISTAKE
11:44:19		NOT BLACK CAR 12 - BLACK FLAG CAR 4 CONFIRMED
11:44:56		BLACK FLAG CAR 12 CONFIRMADO
11:45:21		WARNING FLAG CAR 14
11:47:55		BLACK FLAG CAR 14
11:49:26		WARNING FLAG CAR 30
11:50:06		CHEQUERED FLAG
11:51:41		PIT LANE WILL OPEN AT 12:00 F4 FP1
11:52:07		PIT LANE WILL OPEN AT 12:00 F4 FP2

Published at: .....

Race Director:	Timekeeper:
David RODRÍGUEZ	Alberto Estébanez

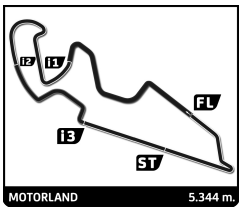

Toyota GR Cup Spain

ROUND 1 - MOTORLAND

FREE PRACTICE 2

Classification

	No	Driver	Nat	Team	Car	Cl.	Time	Lap	Total	Gap		Kph
1	41	**Ivan RIERA**	ESP	EFICAR TEAM	Toyota GR86		**2:25.120**	4	8	-	-	**132.6**
2	19	**Adrian BENITO**	ESP	RX PRORACING	Toyota GR86		**2:25.647**	2	7	+0.527	+0.527	**132.1**
3	12	**Luis CARLOS**	ESP	RX PRORACING	Toyota GR86		**2:26.182**	7	8	+1.062	+0.535	**131.6**
4	70	**Santiago CASTILLA**	ESP	EFICAR TEAM	Toyota GR86		**2:26.668**	3	7	+1.548	+0.486	**131.2**
5	23	**Antonio ALBACETE**	ESP	ME-PRE	Toyota GR86		**2:26.834**	6	8	+1.714	+0.166	**131.0**
6	30	**Marcos DE_DIEGO**	ESP	EFICAR TEAM	Toyota GR86		**2:27.005**	2	8	+1.885	+0.171	**130.9**
7	4	**Jose_Antonio CHICO**	ESP	VSR MOTORSPORT	Toyota GR86		**2:27.156**	3	7	+2.036	+0.151	**130.7**
8	14	**Ignacio RODRIGUEZ**	ESP	AVIASTEC_RACING	Toyota GR86		**2:27.662**	7	7	+2.542	+0.506	**130.3**
9	9	**Miguel VILLACIEROS**	ESP	MOTORISMO RACING TEAM	Toyota GR86		**2:27.694**	5	7	+2.574	+0.032	**130.3**
10	86	**Sergí FRANCOLÍ**	ESP	RX PRORACING	Toyota GR86		**2:27.849**	8	8	+2.729	+0.155	**130.1**
11	80	**Óscar CANALES**	ESP	ME-PRE	Toyota GR86		**2:29.268**	2	8	+4.148	+1.419	**128.9**
12	77	**Agustín ARCE**	ESP	VSR MOTORSPORT	Toyota GR86		**2:47.479**	2	6	+22.359	+18.211	**114.9**
13	33	**Felix APARICIO**	ESP	VSR MOTORSPORT	Toyota GR86				6			

Fastest Lap:	Lap 4	Ivan RIERA	**2:25.120**	132.6 Kph

Track Status: **DRY**

Published at: .....

Race Director:	**Timekeeper:**
David RODRÍGUEZ	Alberto Estébanez

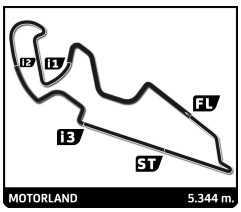

Toyota GR Cup Spain
ROUND 1 - MOTORLAND
FREE PRACTICE 2

Best Top Speed

				Top 1		Top 2		Top 3		Top 4		Top 5		
No	**Driver**	**Team**	**Class**	**Kph**	**Lap**	**Kph**	**Lap**	**Kph**	**Lap**	**Kph**	**Lap**	**Kph**	**Lap**	**Avg**
70	Santiago CASTILLA	EFICAR TEAM		**193.2**	1	192.9	4	192.2	3	191.8	7	191.5	5	192,3
19	Adrian BENITO	RX PRORACING		**192.9**	2	191.8	3	191.5	6	189.8	7	171.7	1	187,5
30	Marcos DE_DIEGO	EFICAR TEAM		**192.5**	3	191.2	6	190.1	2	189.5	7	189.1	4	190,5
33	Felix APARICIO	VSR MOTORSPORT		**192.2**	2	190.8	3	189.8	4	185.6	6	131.2	1	177,9
41	Ivan RIERA	EFICAR TEAM		**192.2**	3	192.2	6	191.8	8	191.5	2	190.8	4	191,7
9	Miguel VILLACIEROS	MOTORISMO RACING TEAM		**191.8**	6	190.5	3	190.5	5	189.8	7	188.8	4	190,3
23	Antonio ALBACETE	ME-PRE		**191.8**	7	190.8	6	190.5	2	190.5	4	190.1	8	190,7
86	Sergí FRANCOLÍ	RX PRORACING		**191.8**	6	191.2	3	190.8	8	190.5	4	190.1	5	190,9
12	Luis CARLOS	RX PRORACING		**190.8**	6	190.5	2	190.5	7	190.1	3	189.5	4	190,3
77	Agustín ARCE	VSR MOTORSPORT		**190.8**	6	189.1	3	188.5	4	164.4	5	154.7	1	177,5
4	Jose_Antonio CHICO	VSR MOTORSPORT		**189.8**	6	188.8	2	188.5	3	168.7	5	156.3	4	178,4
14	Ignacio RODRIGUEZ	AVIASTEC_RACING		**189.8**	6	188.8	7	187.5	3	182.7	4	182.7	5	186,3
80	Óscar CANALES	ME-PRE		**188.5**	2	187.5	4	186.9	1	186.5	3	179.1	7	185,7

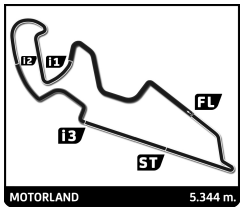

Toyota GR Cup Spain
ROUND 1 - MOTORLAND
FREE PRACTICE 2

Best Sector Times

	Sector 1			Sector 2			Sector 3			Sector 4							
Pos	No	Driver	Time	No	Driver	Time	No	Driver	Time	No	Driver	Time	Pos	No	Ideal Lap	Best Lap	
1	41	I.RIERA	37.252	41	I.RIERA	37.791	41	I.RIERA	23.989	19	A.BENITO	45.671	1	41	2:24.771	2:25.120	(1)
2	30	M.DE_DIEGO	37.548	19	A.BENITO	37.859	33	F.APARICIO	24.082	41	I.RIERA	45.739	2	19	2:25.297	2:25.647	(2)
3	77	A.ARCE	37.572	12	L.CARLOS	37.986	12	L.CARLOS	24.164	33	F.APARICIO	45.749	3	12	2:25.647	2:26.182	(3)
4	33	F.APARICIO	37.578	14	I.RODRIGUEZ	38.035	19	A.BENITO	24.165	70	S.CASTILLA	45.750	4	33	2:25.950		
5	19	A.BENITO	37.602	30	M.DE_DIEGO	38.171	4	J.CHICO	24.330	12	L.CARLOS	45.790	5	30	2:26.198	2:27.005	(6)
6	12	L.CARLOS	37.707	70	S.CASTILLA	38.331	9	M.VILLACIEROS	24.330	23	A.ALBACETE	45.939	6	70	2:26.324	2:26.668	(4)
7	70	S.CASTILLA	37.841	23	A.ALBACETE	38.341	77	A.ARCE	24.356	86	S.FRANCOLÍ	45.957	7	23	2:26.684	2:26.834	(5)
8	23	A.ALBACETE	37.858	77	A.ARCE	38.379	30	M.DE_DIEGO	24.398	30	M.DE_DIEGO	46.081	8	77	2:26.703	2:47.479	(12)
9	9	M.VILLACIEROS	37.906	4	J.CHICO	38.441	70	S.CASTILLA	24.402	14	I.RODRIGUEZ	46.186	9	14	2:26.713	2:27.662	(8)
10	4	J.CHICO	37.942	33	F.APARICIO	38.541	80	Ó.CANALES	24.425	9	M.VILLACIEROS	46.255	10	4	2:26.983	2:27.156	(7)
11	14	I.RODRIGUEZ	38.065	9	M.VILLACIEROS	38.566	14	I.RODRIGUEZ	24.427	4	J.CHICO	46.270	11	9	2:27.057	2:27.694	(9)
12	86	S.FRANCOLÍ	38.167	86	S.FRANCOLÍ	38.875	23	A.ALBACETE	24.546	77	A.ARCE	46.396	12	86	2:27.647	2:27.849	(10)
13	80	Ó.CANALES	38.405	80	Ó.CANALES	39.073	86	S.FRANCOLÍ	24.648	80	Ó.CANALES	47.092	13	80	2:28.995	2:29.268	(11)

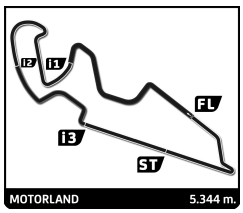

Toyota GR Cup Spain
ROUND 1 - MOTORLAND
FREE PRACTICE 2

Fastest Lap Sequence

Elapsed	No	Driver	Team	Car	Class	Time	Kph	Lap
5:06.251	12	Luis CARLOS	RX PRORACING	Toyota GR86		**2:27.710**	130.2	2
5:17.304	23	Antonio ALBACETE	ME-PRE	Toyota GR86		**2:27.636**	130.3	2
5:35.332	41	Ivan RIERA	EFICAR TEAM	Toyota GR86		**2:25.138**	132.6	2
10:29.868	41	Ivan RIERA	EFICAR TEAM	Toyota GR86		**2:25.120**	132.6	4

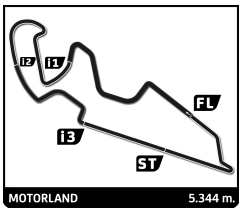

Toyota GR Cup Spain

ROUND 1 - MOTORLAND

FREE PRACTICE 2

Flag Analysis

	Flag	Time
	GREEN FLAG	14:30:00.000
	YELLOW FLAG AT SECTOR 2	14:43:49.760
	GREEN FLAG AT SECTOR 2	14:44:02.668
	YELLOW FLAG AT SECTOR 1	14:48:51.113
	GREEN FLAG AT SECTOR 1	14:48:55.299
	CHEQUERED FLAG	14:50:00.000

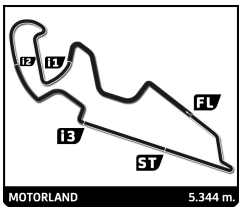

Toyota GR Cup Spain
ROUND 1 - MOTORLAND
FREE PRACTICE 2

Sector Analysis

__ Invalidated Lap Personal Best Session Best **B** Crossing the pit lane

4 Jose_Antonio CHICO — ESP
VSR MOTORSPORT — Toyota GR86

Lap	Time	Sector 1	Sector 2	Sector 3	Sector 4	T.Spd
1	4:01.347	1:48.554	45.310	29.847	57.636	128.7
2	2:27.814	38.003	38.441	24.330	47.040	188.8
3	2:27.156	37.942	38.601	24.343	46.270	188.5
4	2:50.479 **B**	39.820	42.250	28.684	59.725	156.3
5	3:34.437	1:35.453	40.437	26.287	52.260	168.7
6	2:27.818	38.004	39.089	24.337	46.388	189.8
7	3:00.089 **B**	41.458	43.800	28.701	1:06.130	124.4

9 Miguel VILLACIEROS — ESP
MOTORISMO RACING TEAM — Toyota GR86

Lap	Time	Sector 1	Sector 2	Sector 3	Sector 4	T.Spd
1	3:21.628	1:17.582	43.402	28.771	51.873	165.6
2	2:38.310	42.939	40.517	25.798	49.056	173.9
3	2:32.546 **B**	37.906	38.566	24.467	51.607	190.5
4	4:07.843	2:17.794	38.895	24.485	46.669	188.8
5	2:27.694	37.999	38.845	24.330	46.520	190.5
6	2:28.023	38.005	39.123	24.640	46.255	191.8
7	2:29.117	38.647	39.451	24.730	46.289	189.8

12 Luis CARLOS — ESP
RX PRORACING — Toyota GR86

Lap	Time	Sector 1	Sector 2	Sector 3	Sector 4	T.Spd
1	2:38.541	44.663	39.616	27.119	47.143	189.1
2	2:27.710	38.414	38.341	24.673	46.282	190.5
3	2:27.537	38.270	38.387	24.537	46.343	190.1
4	2:33.742 **B**	38.163	38.444	24.612	52.523	189.5
5	4:42.650	2:52.385	38.421	24.719	47.125	187.8
6	2:26.224	37.958	38.261	24.215	45.790	190.8
7	2:26.182	37.707	37.986	24.164	46.325	190.5
8	2:26.495	37.796	38.197	24.265	46.237	189.1

14 Ignacio RODRIGUEZ — ESP
AVIASTEC_RACING — Toyota GR86

Lap	Time	Sector 1	Sector 2	Sector 3	Sector 4	T.Spd
1	2:52.767	56.175	38.313	24.441	53.838	174.2
2	2:35.978	38.065	38.650	25.394	53.869	135.7
3	2:27.901	38.313	38.411	24.427	46.750	187.5
4	2:34.935	38.330	38.420	30.194	47.991	182.7
5	2:35.725 **B**	38.254	38.613	24.471	54.387	182.7
6	6:13.597	4:24.815	38.035	24.561	46.186	189.8
7	2:27.662	38.501	38.355	24.620	46.186	188.8

19 Adrian BENITO — ESP
RX PRORACING — Toyota GR86

Lap	Time	Sector 1	Sector 2	Sector 3	Sector 4	T.Spd
1	3:31.990	1:35.923	41.720	26.575	47.772	171.7
2	2:25.647	37.669	38.138	24.169	45.671	192.9
3	2:26.408	37.602	38.057	24.394	46.355	191.8
4	2:43.384 **B**	40.583	39.428	24.926	58.447	158.6
5	6:06.027	4:09.035	40.803	26.697	49.492	161.4
6	2:25.222	37.518	37.862	24.165	45.677	191.5
7	2:26.402	37.815	37.859	24.609	46.119	189.8

23 Antonio ALBACETE — ESP
ME-PRE — Toyota GR86

Lap	Time	Sector 1	Sector 2	Sector 3	Sector 4	T.Spd
1	2:49.668	58.974	39.454	25.036	46.204	189.8
2	2:27.636	38.302	38.535	24.860	45.939	190.5
3	2:27.667	37.860	38.535	25.008	46.264	189.8
4	2:27.200	38.231	38.341	24.622	46.006	190.5
5	2:58.592	44.884	42.694	29.288	1:01.726	122.3
6	2:26.834	37.858	38.467	24.546	45.963	190.8
7	2:27.287	38.167	38.415	24.561	46.144	191.8
8	2:27.047	37.964	38.436	24.694	45.953	190.1

30 Marcos DE_DIEGO — ESP
EFICAR TEAM — Toyota GR86

Lap	Time	Sector 1	Sector 2	Sector 3	Sector 4	T.Spd
1	3:25.888	1:23.680	41.515	26.767	53.926	159.3
2	2:27.005	37.548	38.598	24.778	46.081	190.1
3	2:36.489	38.378	41.943	25.380	50.788	192.5
4	2:27.035	38.005	38.224	24.474	46.332	189.1
5	2:27.043	37.838	38.171	24.915	46.119	189.1
6	2:29.609	37.745	38.314	24.398	49.152	191.2
7	2:37.395	38.070	38.296	34.793	46.236	189.5
8	2:41.532 **B**	38.233	39.769	24.655	58.875	173.4

33 Felix APARICIO — ESP
VSR MOTORSPORT — Toyota GR86

Lap	Time	Sector 1	Sector 2	Sector 3	Sector 4	T.Spd
1	4:07.441	1:50.537	46.488	29.651	1:00.765	131.2
2	2:26.406	37.278	38.737	24.082	46.309	192.2
3	2:25.465	37.350	37.949	24.417	45.749	190.8
4	2:40.338 **B**	37.578	38.541	24.386	59.833	189.8
5	6:29.683	4:12.629	48.829	29.114	59.111	117.5
6	2:29.554	37.695	39.130	24.543	48.186	185.6

41 Ivan RIERA — ESP
EFICAR TEAM — Toyota GR86

Lap	Time	Sector 1	Sector 2	Sector 3	Sector 4	T.Spd
1	3:10.194	1:18.680	40.260	24.911	46.343	190.1
2	2:25.138	37.252	37.853	24.193	45.840	191.5
3	2:29.416	37.496	38.426	27.619	45.875	192.2
4	2:25.120	37.454	37.791	23.989	45.886	190.8
5	2:36.664	37.435	38.776	29.650	50.803	145.4
6	2:32.961 **B**	37.333	37.919	24.074	53.635	192.2
7	4:06.111	2:11.333	40.453	24.155	50.170	164.4
8	2:25.149	37.503	37.884	24.023	45.739	191.8

70 Santiago CASTILLA — ESP
EFICAR TEAM — Toyota GR86

Lap	Time	Sector 1	Sector 2	Sector 3	Sector 4	T.Spd
1	2:39.528	46.959	41.614	24.995	45.960	193.2
2	2:30.406	37.841	39.392	27.186	45.987	191.2
3	2:26.668	37.843	38.663	24.412	45.750	192.2
4	2:27.122	38.098	38.791	24.402	45.831	192.9
5	2:26.947	37.960	38.331	24.451	46.205	191.5
6	2:28.363	38.254	39.015	25.068	46.026	190.8
7	2:39.283 **B**	38.014	38.750	25.352	57.167	191.8

77 Agustín ARCE — ESP
VSR MOTORSPORT — Toyota GR86

Lap	Time	Sector 1	Sector 2	Sector 3	Sector 4	T.Spd
1	3:55.760	1:51.042	43.496	28.341	52.881	154.7
2	2:47.479	44.786	44.453	25.968	52.272	152.8
3	2:27.090	37.572	38.379	24.743	46.396	189.1
4	2:27.540	37.842	38.486	24.356	46.856	188.5
5	2:40.812 **B**	37.734	38.620	26.081	58.377	164.4
6	3:14.577 **B**	1:13.333	39.429	25.225	56.590	190.8

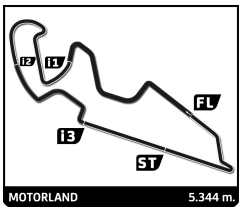

Toyota GR Cup Spain
ROUND 1 - MOTORLAND
FREE PRACTICE 2

Sector Analysis

__ Invalidated Lap Personal Best Session Best **B** Crossing the pit lane

80 Óscar CANALES — ESP
ME-PRE — Toyota GR86

Lap	Time	Sector 1	Sector 2	Sector 3	Sector 4	T.Spd
1	2:51.542	58.060	40.087	26.085	47.310	186.9
2	**2:29.268**	38.549	39.202	**24.425**	**47.092**	188.5
3	2:29.952	**38.405**	**39.073**	24.995	47.479	186.5
4	2:31.480	38.860	40.434	24.915	47.271	187.5
5	2:32.299	38.736	39.780	25.071	48.712	178.5
6	2:59.946	38.529	1:00.561	27.794	53.062	169.3
7	2:33.798	38.630	39.153	27.820	48.195	179.1
8	3:12.121 **B**	1:00.443	44.907	28.140	58.631	168.5

86 Sergí FRANCOLÍ — ESP
RX PRORACING — Toyota GR86

Lap	Time	Sector 1	Sector 2	Sector 3	Sector 4	T.Spd
1	3:33.967	1:33.539	42.258	30.563	47.607	181.5
2	2:28.586	**38.167**	39.092	25.173	46.154	187.5
3	2:28.234	38.357	39.070	24.663	46.144	191.2
4	2:29.135	39.150	38.995	24.839	46.151	190.5
5	2:29.463	38.829	39.315	24.919	46.400	190.1
6	2:28.409	38.534	39.158	24.760	**45.957**	191.8
7	2:28.948	38.172	39.312	25.126	46.338	189.5
8	**2:27.849**	38.258	**38.875**	**24.648**	46.068	190.8

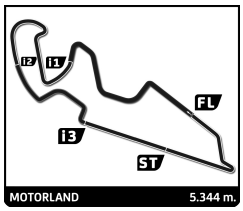

Toyota GR Cup Spain

ROUND 1 - MOTORLAND

FREE PRACTICE 2

Track Limits Analysis

No	Driver	Team	T.L. Nr	Camera	Lap	Time
4	Jose_Antonio CHICO	VSR MOTORSPORT	1	Turn 1	6	14:45:40.235
					Total Infractions:	**1**
12	Luis CARLOS	RX PRORACING	1	Turn 7	8	14:50:29.870
12	Luis CARLOS	RX PRORACING	2	Turn 12	8	14:51:07.772
					Total Infractions:	**2**
14	Ignacio RODRIGUEZ	AVIASTEC_RACING	1	Turn 9	4	14:38:59.828
					Total Infractions:	**1**
19	Adrian BENITO	RX PRORACING	1	Turn 5	4	14:39:01.861
19	Adrian BENITO	RX PRORACING	2	Turn 5	6	14:47:48.055
					Total Infractions:	**2**
33	Felix APARICIO	VSR MOTORSPORT	1	Turn 1	2	14:34:38.569
33	Felix APARICIO	VSR MOTORSPORT	2	Turn 1	3	14:37:02.078
33	Felix APARICIO	VSR MOTORSPORT	3	Turn 5	3	14:37:08.385
33	Felix APARICIO	VSR MOTORSPORT	4	Turn 9	3	14:37:35.287
33	Felix APARICIO	VSR MOTORSPORT	5	Turn 5	6	14:48:44.058
33	Felix APARICIO	VSR MOTORSPORT	6	Turn 9	7	14:51:41.306
					Total Infractions:	**6**
41	Ivan RIERA	EFICAR TEAM	1	Turn 12	6	14:44:30.893
41	Ivan RIERA	EFICAR TEAM	2	Turn 12	7	14:48:40.301
41	Ivan RIERA	EFICAR TEAM	3	Turn 12	8	14:51:10.298
					Total Infractions:	**3**
70	Santiago CASTILLA	EFICAR TEAM	1	Turn 12	5	14:41:28.959
70	Santiago CASTILLA	EFICAR TEAM	2	Turn 5	6	14:43:05.391
70	Santiago CASTILLA	EFICAR TEAM	3	Turn 9	7	14:46:01.954
70	Santiago CASTILLA	EFICAR TEAM	4	Turn 12	7	14:46:24.635
					Total Infractions:	**4**
77	Agustín ARCE	VSR MOTORSPORT	1	Turn 12	3	14:38:07.896
77	Agustín ARCE	VSR MOTORSPORT	2	Turn 9	4	14:40:12.485
					Total Infractions:	**2**
80	Óscar CANALES	ME-PRE	1	Turn 12	6	14:44:42.373
80	Óscar CANALES	ME-PRE	2	Turn 12	7	14:47:20.893
					Total Infractions:	**2**

Published at: .....

TOTAL TRACK LIMITS: **23**

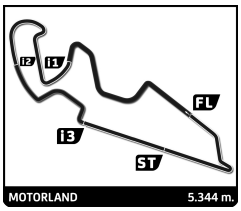

ROUND 1 - MOTORLAND

Toyota GR Cup Spain
FREE PRACTICE 2

Weather Report

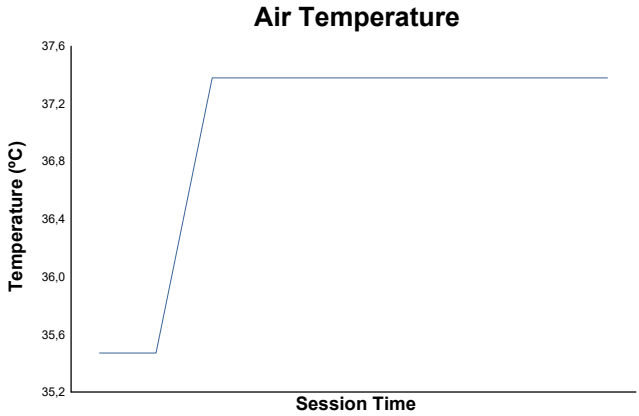

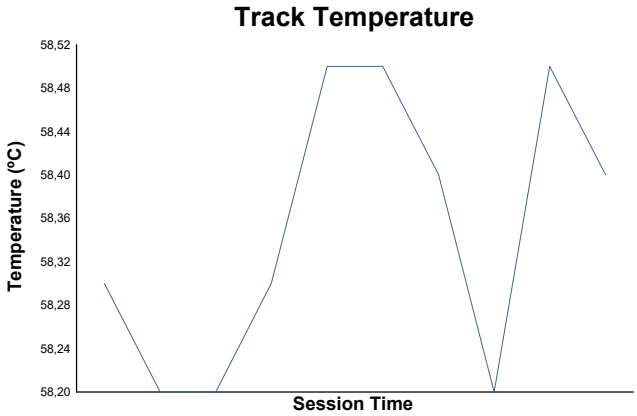

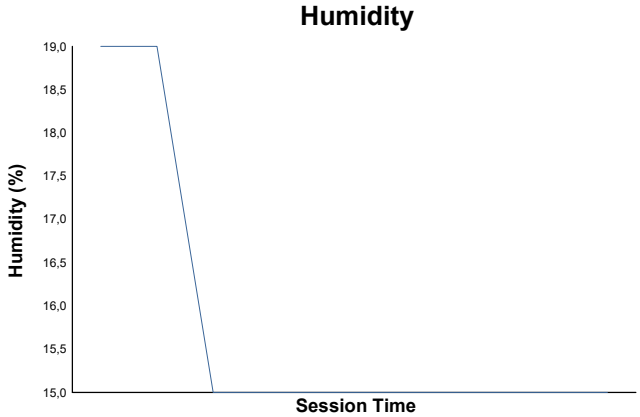

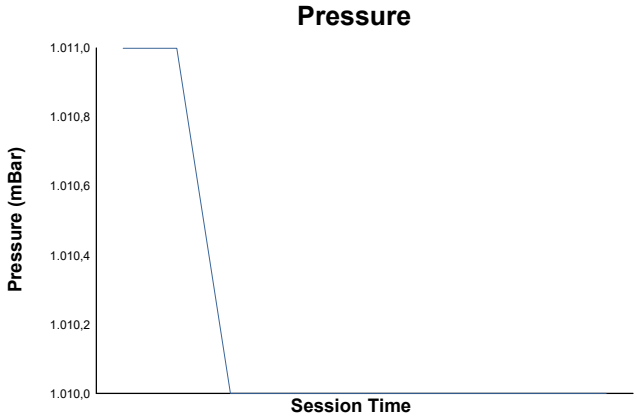

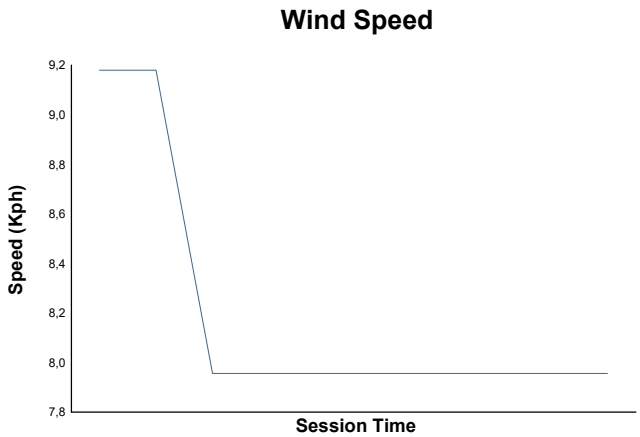

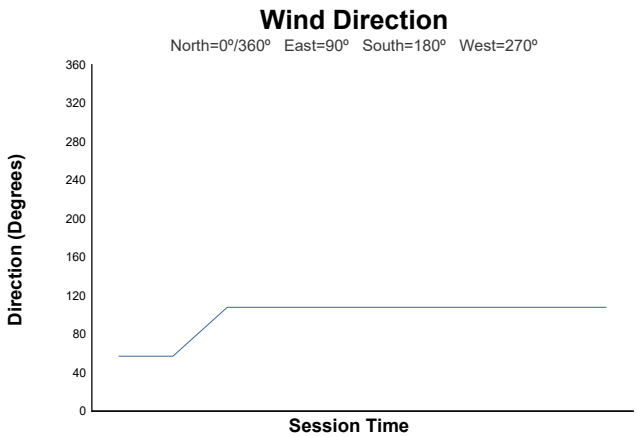

Track Status: **DRY**

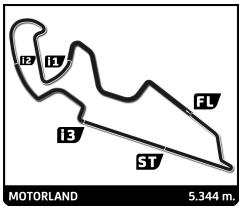

Toyota GR Cup Spain
ROUND 1 - MOTORLAND
FREE PRACTICE 2

Race Director Report

Hour	Flag	Message
14:30:00		PIT LANE OPEN
14:37:29		WARNING FLAG CAR 33
14:38:12		STOP & GO PENALTY CAR 33 - 3 MINUTOS
14:43:49	YF	YELLOW FLAG AT TURN 7
14:44:02	GF	GREEN FLAG
14:46:37		WARNING FLAG CAR 70
14:46:52		BLACK FLAG CAR 70
14:48:51	YF	YELLOW FLAG AT TURN 1
14:48:55	GF	GREEN FLAG
14:49:15		BLACK FLAG CAR 33
14:50:15		CHEQUERED FLAG
14:51:20		PIT LANE WILL OPEN AT 15:00 F4 Q1

Published at: .....

Race Director:	Timekeeper:
David RODRÍGUEZ	Alberto Estébanez

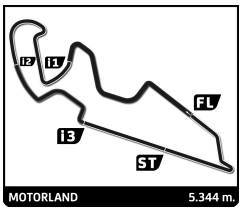

Toyota GR Cup Spain
ROUND 1 - MOTORLAND
QUALIFYING 1

Final Classification

	No	Driver	Nat	Team	Car	Cl.	Time	Lap	Total	Gap		Kph
1	19	**Adrian BENITO**	ESP	RX PRORACING	Toyota GR86		**2:25.927**	3	6	-	-	**131.8**
2	12	**Luis CARLOS**	ESP	RX PRORACING	Toyota GR86		**2:26.119**	6	6	+0.192	+0.192	**131.7**
3	77	**Agustín ARCE**	ESP	VSR MOTORSPORT	Toyota GR86		**2:26.716**	3	6	+0.789	+0.597	**131.1**
4	23	**Antonio ALBACETE**	ESP	ME-PRE	Toyota GR86		**2:26.753**	4	5	+0.826	+0.037	**131.1**
5	14	**Ignacio RODRIGUEZ**	ESP	AVIASTEC_RACING	Toyota GR86		**2:26.850**	2	6	+0.923	+0.097	**131.0**
6	9	**Miguel VILLACIEROS**	ESP	MOTORISMO RACING TEAM	Toyota GR86		**2:27.198**	3	6	+1.271	+0.348	**130.7**
7	30	**Marcos DE_DIEGO**	ESP	EFICAR TEAM	Toyota GR86		**2:27.260**	2	5	+1.333	+0.062	**130.6**
8	4	**Jose_Antonio CHICO**	ESP	VSR MOTORSPORT	Toyota GR86		**2:27.617**	2	6	+1.690	+0.357	**130.3**
9	41	**Ivan RIERA**	ESP	EFICAR TEAM	Toyota GR86		**2:27.626**	5	6	+1.699	+0.009	**130.3**
10	33	**Felix APARICIO**	ESP	VSR MOTORSPORT	Toyota GR86		**2:27.764**	6	6	+1.837	+0.138	**130.2**
11	86	**Sergí FRANCOLÍ**	ESP	RX PRORACING	Toyota GR86		**2:27.875**	2	6	+1.948	+0.111	**130.1**
12	70	**Santiago CASTILLA**	ESP	EFICAR TEAM	Toyota GR86		**2:28.207**	5	5	+2.280	+0.332	**129.8**
13	80	**Óscar CANALES**	ESP	ME-PRE	Toyota GR86		**2:30.190**	4	6	+4.263	+1.983	**128.1**

Fastest Lap:	Lap 3	Adrian BENITO	**2:25.927**	131.8 Kph

Track Status: **DRY**

Published at: .....

Stewards:
Wladimir PASTUSCHUK Francisco LALAGUNA Roberto MENÉNDEZ

Timekeeper:
Alberto Estébanez

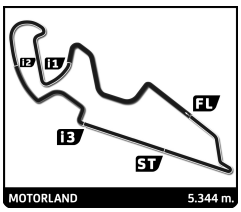

Toyota GR Cup Spain

ROUND 1 - MOTORLAND

QUALIFYING 1

Best Top Speed

				Top 1		Top 2		Top 3		Top 4		Top 5		
No	**Driver**	**Team**	**Class**	**Kph**	**Lap**	**Kph**	**Lap**	**Kph**	**Lap**	**Kph**	**Lap**	**Kph**	**Lap**	**Avg**
41	Ivan RIERA	EFICAR TEAM		**191.8**	3	190.5	6	183.7	5	176.5	1	172.8	2	183,1
19	Adrian BENITO	RX PRORACING		**191.5**	6	190.8	3	190.5	1	188.8	2	188.8	5	190,1
12	Luis CARLOS	RX PRORACING		**190.8**	6	189.1	4	188.5	3	162.2	1	150.6	2	176,2
70	Santiago CASTILLA	EFICAR TEAM		**190.8**	1	190.5	4	190.1	5	188.5	2	188.2	3	189,6
23	Antonio ALBACETE	ME-PRE		**189.8**	4	188.8	2	169.8	1	164.1	3	96.9	5	161,9
86	Sergí FRANCOLÍ	RX PRORACING		**189.5**	2	189.5	4	189.1	6	188.5	1	187.8	3	188,9
4	Jose_Antonio CHICO	VSR MOTORSPORT		**189.1**	6	187.5	5	186.2	2	161.4	4	139.2	1	172,7
9	Miguel VILLACIEROS	MOTORISMO RACING TEAM		**189.1**	6	188.8	3	188.2	4	187.5	5	187.2	2	188,2
14	Ignacio RODRIGUEZ	AVIASTEC_RACING		**189.1**	6	185.9	2	169.0	4	161.7	1	157.4	3	172,6
77	Agustín ARCE	VSR MOTORSPORT		**188.2**	3	186.9	6	186.5	2	173.1	1	167.4	4	180,4
30	Marcos DE_DIEGO	EFICAR TEAM		**187.5**	2	173.6	3	167.4	5	162.9	4	96.2	1	157,5
80	Óscar CANALES	ME-PRE		**187.5**	1	187.2	4	186.9	3	186.5	6	185.9	5	186,8
33	Felix APARICIO	VSR MOTORSPORT		**186.5**	6	186.2	4	184.6	2	162.9	1	161.7	5	176,4

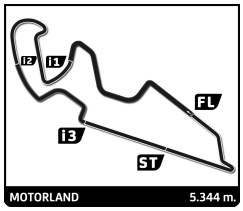

Toyota GR Cup Spain

ROUND 1 - MOTORLAND

QUALIFYING 1

Best Sector Times

	Sector 1			Sector 2			Sector 3			Sector 4							
Pos	No	Driver	Time	No	Driver	Time	No	Driver	Time	No	Driver	Time	Pos	No	Ideal Lap	Best Lap	
1	41	I.RIERA	37.391	41	I.RIERA	37.626	41	I.RIERA	24.031	12	L.CARLOS	45.819	1	41	2:25.035	2:27.626	(9)
2	19	A.BENITO	37.504	19	A.BENITO	38.072	77	A.ARCE	24.095	19	A.BENITO	45.929	2	19	2:25.667	2:25.927	(1)
3	9	M.VILLACIEROS	37.557	12	L.CARLOS	38.097	19	A.BENITO	24.162	41	I.RIERA	45.987	3	12	2:25.974	2:26.119	(2)
4	77	A.ARCE	37.614	23	A.ALBACETE	38.184	70	S.CASTILLA	24.271	70	S.CASTILLA	46.054	4	77	2:26.455	2:26.716	(3)
5	14	I.RODRIGUEZ	37.618	14	I.RODRIGUEZ	38.195	9	M.VILLACIEROS	24.345	86	S.FRANCOLÍ	46.145	5	70	2:26.618	2:28.207	(12)
6	12	L.CARLOS	37.688	70	S.CASTILLA	38.200	12	L.CARLOS	24.370	33	F.APARICIO	46.304	6	14	2:26.670	2:26.850	(5)
7	30	M.DE_DIEGO	37.737	30	M.DE_DIEGO	38.227	30	M.DE_DIEGO	24.426	14	I.RODRIGUEZ	46.310	7	23	2:26.681	2:26.753	(4)
8	23	A.ALBACETE	37.756	77	A.ARCE	38.321	23	A.ALBACETE	24.430	23	A.ALBACETE	46.311	8	9	2:27.025	2:27.198	(6)
9	33	F.APARICIO	37.810	9	M.VILLACIEROS	38.391	4	J.CHICO	24.437	77	A.ARCE	46.425	9	30	2:27.183	2:27.260	(7)
10	4	J.CHICO	37.892	4	J.CHICO	38.504	80	Ó.CANALES	24.501	4	J.CHICO	46.491	10	33	2:27.237	2:27.764	(10)
11	86	S.FRANCOLÍ	38.027	33	F.APARICIO	38.530	86	S.FRANCOLÍ	24.534	9	M.VILLACIEROS	46.732	11	4	2:27.324	2:27.617	(8)
12	70	S.CASTILLA	38.093	86	S.FRANCOLÍ	38.901	14	I.RODRIGUEZ	24.547	30	M.DE_DIEGO	46.793	12	86	2:27.607	2:27.875	(11)
13	80	Ó.CANALES	38.349	80	Ó.CANALES	39.293	33	F.APARICIO	24.593	80	Ó.CANALES	47.197	13	80	2:29.340	2:30.190	(13)

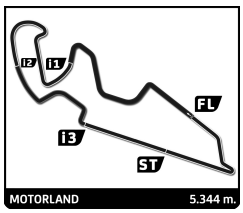

Toyota GR Cup Spain

ROUND 1 - MOTORLAND

QUALIFYING 1

Fastest Lap Sequence

Elapsed	No	Driver	Team	Car	Class	Time	Kph	Lap
5:03.790	**19**	**Adrian BENITO**	RX PRORACING	Toyota GR86		**2:26.017**	131.8	2
7:29.717	**19**	**Adrian BENITO**	RX PRORACING	Toyota GR86		**2:25.927**	131.8	3

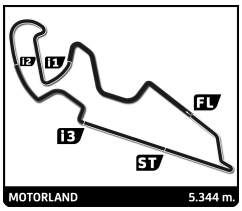

Toyota GR Cup Spain
ROUND 1 - MOTORLAND
QUALIFYING 1

Sector Analysis

__ Invalidated Lap Personal Best Session Best **B** Crossing the pit lane

4 Jose_Antonio CHICO — ESP
VSR MOTORSPORT — Toyota GR86

Lap	Time	Sector 1	Sector 2	Sector 3	Sector 4	T.Spd
1	3:35.372	1:31.783	42.763	27.389	53.437	139.2
2	2:27.617	37.963	38.504	24.437	46.713	186.2
3	2:47.528	42.185	41.530	28.236	55.577	132.0
4	2:35.408	37.892	39.102	28.739	49.675	161.4
5	2:28.059	37.932	38.935	24.701	46.491	187.5
6	2:29.759	38.115	38.996	24.725	47.923	189.1

9 Miguel VILLACIEROS — ESP
MOTORISMO RACING TEAM — Toyota GR86

Lap	Time	Sector 1	Sector 2	Sector 3	Sector 4	T.Spd
1	3:28.024	1:22.820	42.988	29.082	53.134	140.8
2	2:27.267	37.690	38.467	24.345	46.765	187.2
3	2:27.198	37.557	38.391	24.466	46.784	188.8
4	2:32.442 **B**	38.047	38.584	24.508	51.303	188.2
5	3:20.894	1:29.658	39.195	25.148	46.893	187.5
6	2:28.343	38.337	38.666	24.608	46.732	189.1

12 Luis CARLOS — ESP
RX PRORACING — Toyota GR86

Lap	Time	Sector 1	Sector 2	Sector 3	Sector 4	T.Spd
1	2:51.634	49.334	39.893	30.286	52.121	162.2
2	2:40.898	38.091	42.200	28.416	52.191	150.6
3	2:28.144	38.072	38.451	24.973	46.648	188.5
4	2:26.571	37.765	38.097	24.590	46.119	189.1
5	3:02.675	43.659	47.776	31.100	1:00.140	90.2
6	2:26.119	37.688	38.242	24.370	45.819	190.8

14 Ignacio RODRIGUEZ — ESP
AVIASTEC_RACING — Toyota GR86

Lap	Time	Sector 1	Sector 2	Sector 3	Sector 4	T.Spd
1	2:55.085	51.790	39.915	32.468	50.912	161.7
2	2:26.850	37.618	38.195	24.547	46.490	185.9
3	2:31.699	37.897	38.235	24.687	50.880	157.4
4	2:53.233	44.359	47.293	31.400	50.181	169.0
5	2:59.184	37.742	40.007	37.164	1:04.271	110.5
6	2:27.480	37.868	38.373	24.929	46.310	189.1

19 Adrian BENITO — ESP
RX PRORACING — Toyota GR86

Lap	Time	Sector 1	Sector 2	Sector 3	Sector 4	T.Spd
1	2:37.773	47.899	38.624	24.939	46.311	190.5
2	2:26.017	37.555	38.099	24.162	46.201	188.8
3	2:25.927	37.612	38.076	24.310	45.929	190.8
4	2:36.987 **B**	37.917	38.072	24.185	56.813	151.9
5	3:27.651	1:32.759	39.180	26.742	48.970	188.8
6	2:26.146	37.504	38.239	24.413	45.990	191.5

23 Antonio ALBACETE — ESP
ME-PRE — Toyota GR86

Lap	Time	Sector 1	Sector 2	Sector 3	Sector 4	T.Spd
1	3:08.863	1:12.422	40.594	25.969	49.878	169.8
2	2:26.873	37.756	38.289	24.430	46.398	188.8
3	2:59.581	46.954	49.578	31.483	51.566	164.1
4	2:26.753	37.770	38.184	24.488	46.311	189.8
5	3:01.550	46.388	45.715	30.621	58.826	96.9

30 Marcos DE_DIEGO — ESP
EFICAR TEAM — Toyota GR86

Lap	Time	Sector 1	Sector 2	Sector 3	Sector 4	T.Spd
1	3:58.598	1:43.627	40.090	26.759	1:08.122	96.2
2	2:27.260	37.737	38.304	24.426	46.793	187.5
3	2:44.951	43.242	42.629	28.167	50.913	173.6
4	2:41.329	38.320	43.309	28.678	51.022	162.9
5	2:33.700	38.034	38.227	24.846	52.593	167.4

33 Felix APARICIO — ESP
VSR MOTORSPORT — Toyota GR86

Lap	Time	Sector 1	Sector 2	Sector 3	Sector 4	T.Spd
1	3:01.623	58.829	41.896	29.445	51.453	162.9
2	2:28.163	38.273	38.584	24.593	46.713	184.6
3	2:43.186	37.810	38.695	30.773	55.908	127.8
4	2:27.850	38.031	38.530	24.761	46.528	186.2
5	2:39.106	37.916	41.391	28.388	51.411	161.7
6	2:27.764	38.050	38.777	24.633	46.304	186.5

41 Ivan RIERA — ESP
EFICAR TEAM — Toyota GR86

Lap	Time	Sector 1	Sector 2	Sector 3	Sector 4	T.Spd
1	3:15.027	1:13.967	43.521	28.562	48.977	176.5
2	2:28.240	37.391	37.626	24.031	49.192	172.8
3	2:25.383	37.438	37.786	24.172	45.987	191.8
4	2:33.826	37.496	37.950	24.262	54.118	132.0
5	2:27.626	37.475	38.082	24.279	47.790	183.7
6	2:26.137	37.692	37.934	24.471	46.040	190.5

70 Santiago CASTILLA — ESP
EFICAR TEAM — Toyota GR86

Lap	Time	Sector 1	Sector 2	Sector 3	Sector 4	T.Spd
1	2:31.069	42.306	38.438	24.271	46.054	190.8
2	2:26.783	37.739	38.200	24.536	46.308	188.5
3	2:30.957	39.269	40.221	25.014	46.453	188.2
4	2:28.849	38.093	40.049	24.529	46.178	190.5
5	2:28.207	38.796	38.752	24.373	46.286	190.1

77 Agustín ARCE — ESP
VSR MOTORSPORT — Toyota GR86

Lap	Time	Sector 1	Sector 2	Sector 3	Sector 4	T.Spd
1	3:13.251	1:15.429	41.382	26.539	49.901	173.1
2	2:27.233	37.675	38.568	24.095	46.895	186.5
3	2:26.716	37.614	38.321	24.356	46.425	188.2
4	2:31.967	37.617	40.104	24.382	49.864	167.4
5	2:34.241	38.072	38.745	25.345	52.079	157.2
6	2:28.676	38.050	38.963	24.496	47.167	186.9

80 Óscar CANALES — ESP
ME-PRE — Toyota GR86

Lap	Time	Sector 1	Sector 2	Sector 3	Sector 4	T.Spd
1	3:17.104	1:14.967	43.552	29.400	49.185	187.5
2	2:31.435	38.356	39.721	25.501	47.857	185.6
3	2:30.341	38.799	39.481	24.864	47.197	186.9
4	2:30.190	38.349	39.293	25.138	47.410	187.2
5	2:34.409	38.700	40.293	27.933	47.483	185.9
6	2:30.599	38.792	39.529	24.501	47.777	186.5

86 Sergí FRANCOLÍ — ESP
RX PRORACING — Toyota GR86

Lap	Time	Sector 1	Sector 2	Sector 3	Sector 4	T.Spd
1	2:38.709	48.450	38.931	24.562	46.766	188.5
2	2:27.875	38.284	38.901	24.534	46.156	189.5
3	2:28.790	38.314	39.265	24.709	46.502	187.8
4	2:28.341	38.147	39.053	24.996	46.145	189.5
5	2:38.203	38.322	42.856	28.123	48.902	182.4

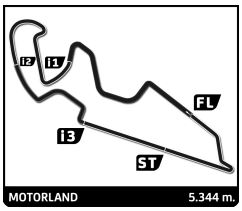

Toyota GR Cup Spain

ROUND 1 - MOTORLAND

QUALIFYING 1

Sector Analysis

__ Invalidated Lap Personal Best Session Best **B** Crossing the pit lane

Lap	Time	Sector 1	Sector 2	Sector 3	Sector 4	T.Spd	Lap	Time	Sector 1	Sector 2	Sector 3	Sector 4	T.Spd
6	2:28.601	38.027	39.237	24.774	46.563	189.1							

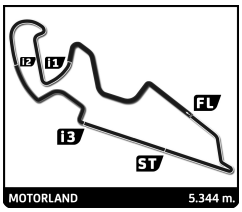

Toyota GR Cup Spain

ROUND 1 - MOTORLAND

QUALIFYING 1

Flag Analysis

	Flag	Time
	GREEN FLAG	16:32:00.000
	CHEQUERED FLAG	16:47:00.000

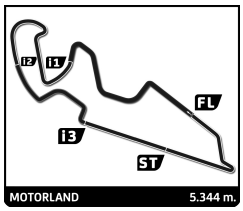

Toyota GR Cup Spain
ROUND 1 - MOTORLAND
QUALIFYING 1

Track Limits Analysis

No	Driver	Team	T.L. Nr	Camera	Lap	Time
12	Luis CARLOS	RX PRORACING	1	Turn 1	2	16:35:24.393
					Total Infractions:	**1**
14	Ignacio RODRIGUEZ	AVIASTEC_RACING	1	Turn 9	3	16:38:24.318
14	Ignacio RODRIGUEZ	AVIASTEC_RACING	2	Turn 5	3	16:37:56.537
14	Ignacio RODRIGUEZ	AVIASTEC_RACING	3	Turn 9	5	16:43:48.858
14	Ignacio RODRIGUEZ	AVIASTEC_RACING	4	Turn 5	6	16:46:20.661
					Total Infractions:	**3**
23	Antonio ALBACETE	ME-PRE	1	Turn 5	3	16:38:17.925
					Total Infractions:	**1**
41	Ivan RIERA	EFICAR TEAM	1	Turn 9	3	16:38:45.187
41	Ivan RIERA	EFICAR TEAM	2	Turn 9	4	16:41:10.725
41	Ivan RIERA	EFICAR TEAM	3	Turn 5	4	16:40:43.319
41	Ivan RIERA	EFICAR TEAM	4	Turn 5	6	16:45:44.939
					Total Infractions:	**3**
70	Santiago CASTILLA	EFICAR TEAM	1	Turn 5	2	16:35:05.599
70	Santiago CASTILLA	EFICAR TEAM	2	Turn 5	3	16:37:31.990
					Total Infractions:	**2**
77	Agustín ARCE	VSR MOTORSPORT	1	Turn 7	4	16:40:54.348
					Total Infractions:	**1**
80	Óscar CANALES	ME-PRE	1	Turn 7	5	16:43:37.611
					Total Infractions:	**1**
86	Sergí FRANCOLÍ	RX PRORACING	1	Turn 5	3	16:37:41.534
					Total Infractions:	**1**

Published at: .....

TOTAL TRACK LIMITS: **15**

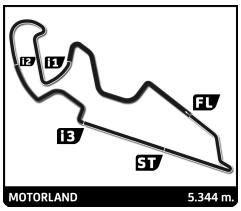

ROUND 1 - MOTORLAND

Toyota GR Cup Spain
QUALIFYING 1

Weather Report

Air Temperature

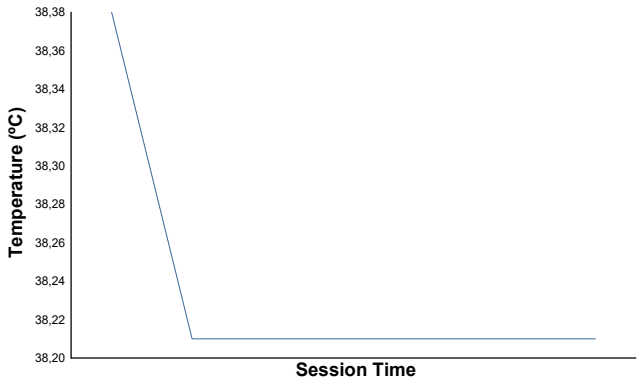

Track Temperature

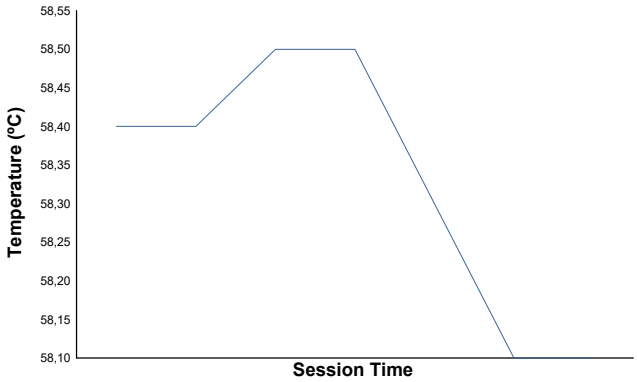

Humidity

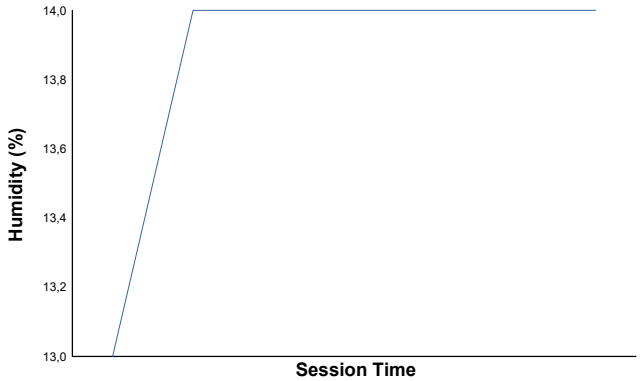

Pressure

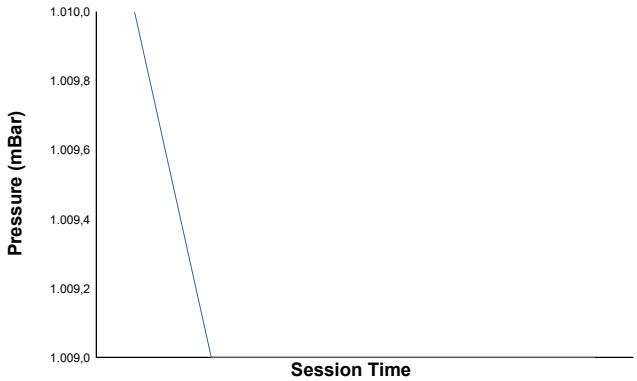

Wind Speed

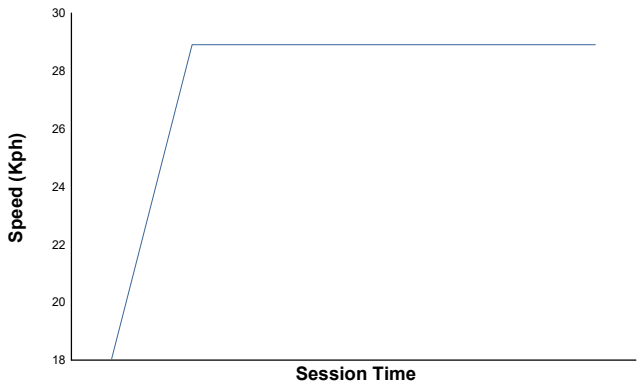

Wind Direction

North=0º/360º East=90º South=180º West=270º

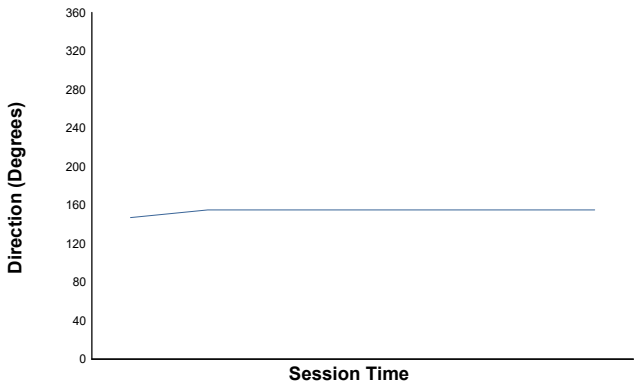

Track Status: **DRY**

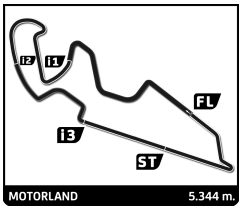

Toyota GR Cup Spain

ROUND 1 - MOTORLAND
QUALIFYING 1

Provisional Race Director Report

Hour	Flag	Message
16:31:59		PIT LANE OPEN
16:47:01		CHEQUERED FLAG
16:48:41		PIT LANE WILL OPEN AT 17:00 RACE 1 F4

Published at: .....

Race Director:	Timekeeper:
David RODRÍGUEZ	Alberto Estébanez

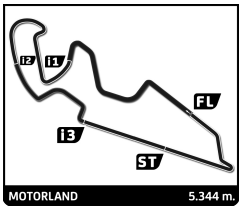

Toyota GR Cup Spain

ROUND 1 - MOTORLAND

RACE 1 (25 Minutes +1 Lap)

Final Starting Grid

2:30.190	Óscar CANALES	ME-PRE	80	- 7 -	70	EFICAR TEAM	2:28.207 Santiago CASTILLA
2:27.875	Sergí FRANCOLÍ	RX PRORACING	86	- 6 -	33	VSR MOTORSPORT	2:27.764 Felix APARICIO
2:27.626	Ivan RIERA	EFICAR TEAM	41	- 5 -	4	VSR MOTORSPORT	2:27.617 Jose_Antonio CHICO
2:27.260	Marcos DE_DIEGO	EFICAR TEAM	30	- 4 -	9	MOTORISMO RACING TEAM	2:27.198 Miguel VILLACIEROS
2:26.850	Ignacio RODRIGUEZ	AVIASTEC_RACING	14	- 3 -	23	ME-PRE	2:26.753 Antonio ALBACETE
2:26.716	Agustín ARCE	VSR MOTORSPORT	77	- 2 -	12	RX PRORACING	2:26.119 Luis CARLOS
2:25.927	Adrian BENITO	RX PRORACING	19	- 1 -			

Pole

Published at: .....

Stewards:
Wladimir PASTUSCHUK Francisco LALAGUNA Roberto MENÉNDEZ

Timekeeper:
Alberto Estébanez

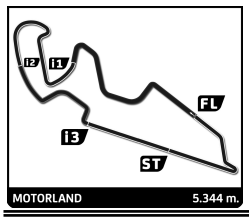

Toyota GR Cup Spain

ROUND 1 - MOTORLAND

RACE 1 (25 Minutes +1 Lap)

Final Classification

	No	Driver	Nat	Team	Car	Cl.	Laps	Total Time	Gap	Kph	Best Lap Lap	Best Lap Time	Best Lap Kph
1	30	Marcos DE DIEGO	ESP	EFICAR TEAM	Toyota GR86		11	**28:48.286**	-	122.4	2	**2:25.869**	131.9
2	23	Antonio ALBACETE	ESP	ME-PRE	Toyota GR86		11	**28:51.744**	+3.458	122.2	2	**2:25.935**	131.8
3	12	Luis CARLOS	ESP	RX PRORACING	Toyota GR86		11	**28:52.520**	+4.234	122.1	10	**2:26.931**	130.9
4	9	Miguel VILLACIEROS	ESP	MOTORISMO RACING TEAM	Toyota GR86		11	**28:52.671**	+4.385	122.1	11	**2:27.357**	130.6
5	4	Jose_Antonio CHICO	ESP	VSR MOTORSPORT	Toyota GR86		11	**28:53.451**	+5.165	122.1	3	**2:26.339**	131.5
6	14	Ignacio RODRIGUEZ	ESP	AVIASTEC_RACING	Toyota GR86		11	**28:55.804**	+7.518	121.9	8	**2:26.830**	131.0
7	70	Santiago CASTILLA	ESP	EFICAR TEAM	Toyota GR86		11	**28:55.873**	+7.587	121.9	8	**2:26.577**	131.3
8	86	Sergí FRANCOLÍ	ESP	RX PRORACING	Toyota GR86		11	**29:00.299**	+12.013	121.6	7	**2:27.151**	130.7
9	33	Felix APARICIO	ESP	VSR MOTORSPORT	Toyota GR86		11	**29:01.313**	+13.027	121.5	7	**2:27.060**	130.8
10	77	Agustín ARCE	ESP	VSR MOTORSPORT	Toyota GR86		11	**29:02.015**	+13.729	121.5	2	**2:25.713**	132.0
11	80	Óscar CANALES	ESP	ME-PRE	Toyota GR86		11	**29:05.824**	+17.538	121.2	3	**2:28.645**	129.4
12	19	Adrian BENITO	ESP	RX PRORACING	Toyota GR86		11	**29:21.671**	+33.385	120.1	2	**2:25.600**	132.1
13	41	Ivan RIERA	ESP	EFICAR TEAM	Toyota GR86		3	**7:25.644**	8 Laps	129.5	3	**2:26.112**	131.7

Pole Position:		Adrian BENITO	**2:25.927**	131.8 Kph
Fastest Lap:	Lap2	Adrian BENITO	**2:25.600**	132.1 Kph

CARS #12, #14, #23, #70, #77 & #86 TIME PENALTY OF 5 SECONDS - TRACK LIMITS
CAR #33 - TIME PENALTY OF 5 +10 SECONDS - TRACK LIMITS
CAR #77 - TIME PENALTY OF 5 SECONDS - STEWARDS DECISION Nº8 - Art. 32.4 RDCV

Published at: .....

Track Status: **DRY**

Stewards:
Wladimir PASTUSCHUK Francisco LALAGUNA Roberto MENÉNDEZ

Timekeeper:
Alberto Estébanez

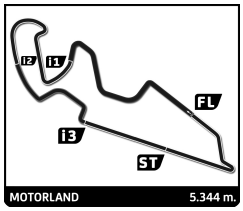

Toyota GR Cup Spain

ROUND 1 - MOTORLAND

RACE 1

Best Sector Times

	Sector 1			Sector 2			Sector 3			Sector 4							
Pos	No	Driver	Time	No	Driver	Time	No	Driver	Time	No	Driver	Time	Pos	No	Ideal Lap	Best Lap	
1	33	F.APARICIO	37.152	41	I.RIERA	37.811	77	A.ARCE	24.243	77	A.ARCE	45.285	1	23	2:25.203	2:25.935	(5)
2	23	A.ALBACETE	37.376	19	A.BENITO	38.006	23	A.ALBACETE	24.245	23	A.ALBACETE	45.352	2	41	2:25.218	2:25.218	(1)
3	12	L.CARLOS	37.381	12	L.CARLOS	38.137	33	F.APARICIO	24.255	70	S.CASTILLA	45.398	3	12	2:25.343	2:26.931	(9)
4	77	A.ARCE	37.502	30	M.DE DIEGO	38.165	19	A.BENITO	24.268	41	I.RIERA	45.428	4	77	2:25.375	2:25.713	(3)
5	41	I.RIERA	37.505	14	I.RODRIGUEZ	38.180	12	L.CARLOS	24.376	12	L.CARLOS	45.449	5	19	2:25.411	2:25.600	(2)
6	4	J.CHICO	37.545	23	A.ALBACETE	38.230	70	S.CASTILLA	24.380	33	F.APARICIO	45.450	6	33	2:25.419	2:27.060	(10)
7	19	A.BENITO	37.564	77	A.ARCE	38.345	9	M.VILLACIEROS	24.396	19	A.BENITO	45.573	7	70	2:25.787	2:26.577	(7)
8	30	M.DE DIEGO	37.601	9	M.VILLACIEROS	38.350	14	I.RODRIGUEZ	24.400	30	M.DE DIEGO	45.614	8	30	2:25.841	2:25.869	(4)
9	70	S.CASTILLA	37.612	70	S.CASTILLA	38.397	30	M.DE DIEGO	24.461	86	S.FRANCOLÍ	45.654	9	14	2:26.058	2:26.830	(8)
10	9	M.VILLACIEROS	37.769	86	S.FRANCOLÍ	38.417	41	I.RIERA	24.474	4	J.CHICO	45.659	10	4	2:26.144	2:26.339	(6)
11	86	S.FRANCOLÍ	37.773	4	J.CHICO	38.435	4	J.CHICO	24.505	14	I.RODRIGUEZ	45.682	11	9	2:26.375	2:27.357	(12)
12	14	I.RODRIGUEZ	37.796	33	F.APARICIO	38.562	86	S.FRANCOLÍ	24.533	9	M.VILLACIEROS	45.860	12	86	2:26.377	2:27.151	(11)
13	80	Ó.CANALES	38.083	80	Ó.CANALES	39.076	80	Ó.CANALES	24.924	80	Ó.CANALES	46.292	13	80	2:28.375	2:28.645	(13)

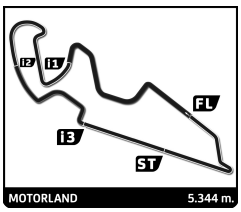

Toyota GR Cup Spain

ROUND 1 - MOTORLAND

RACE 1

Best Top Speed

				Top 1		Top 2		Top 3		Top 4		Top 5		
No	**Driver**	**Team**	**Class**	**Kph**	**Lap**	**Kph**	**Lap**	**Kph**	**Lap**	**Kph**	**Lap**	**Kph**	**Lap**	**Avg**
77	Agustín ARCE	VSR MOTORSPORT		**197.4**	8	195.7	3	195.3	1	194.2	2	193.9	7	195,3
70	Santiago CASTILLA	EFICAR TEAM		**197.1**	8	196.7	11	196.4	9	196.4	1	195.7	4	196,5
41	Ivan RIERA	EFICAR TEAM		**196.7**	3	195.3	2	193.5	1					195,2
86	Sergí FRANCOLÍ	RX PRORACING		**196.4**	7	195.7	8	195.3	10	195.3	2	194.9	3	195,5
19	Adrian BENITO	RX PRORACING		**195.7**	3	192.5	9	191.8	8	191.8	7	191.5	2	192,7
23	Antonio ALBACETE	ME-PRE		**195.3**	3	194.6	2	193.5	9	193.5	1	192.2	8	193,8
30	Marcos DE DIEGO	EFICAR TEAM		**195.3**	3	193.2	11	193.2	8	193.2	7	192.9	2	193,6
33	Felix APARICIO	VSR MOTORSPORT		**194.9**	9	194.6	10	194.2	8	194.2	7	194.2	4	194,4
4	Jose_Antonio CHICO	VSR MOTORSPORT		**194.6**	7	194.2	9	194.2	1	193.9	8	193.5	10	194,1
9	Miguel VILLACIEROS	MOTORISMO RACING TEAM		**194.6**	8	193.5	10	193.2	7	192.5	9	191.8	11	193,1
12	Luis CARLOS	RX PRORACING		**193.9**	8	193.9	2	193.5	11	193.5	9	192.5	1	193,5
14	Ignacio RODRIGUEZ	AVIASTEC_RACING		**193.9**	7	192.2	11	192.2	9	192.2	8	191.5	3	192,4
80	Óscar CANALES	ME-PRE		**192.5**	1	189.5	7	189.5	2	189.1	3	188.8	9	189,9

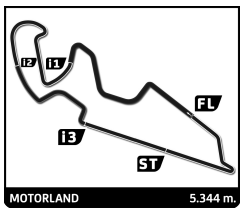

Toyota GR Cup Spain

ROUND 1 - MOTORLAND

RACE 1

Lap Chart

No	Pos	Grid	Lap 1	2	3	4	5	6	7	8	9	10	11
19	**1**	19	19	19	19	12	12	12	19	19	19	33	33
12	**2**	12	12	12	12	19	19	19	23	77	23	23	23
77	**3**	77	77	77	23	77	77	77	77	23	33	12	12
23	**4**	23	23	23	77	23	23	23	12	33	12	30	30
14	**5**	14	14	14	30	30	30	30	33	12	30	14	14
9	**6**	9	30	30	14	33	14	14	30	30	70	70	70
30	**7**	30	4	41	41	4	33	33	4	70	14	19	77
4	**8**	4	41	4	4	14	4	4	70	4	77	77	9
41	**9**	41	9	70	70	70	70	70	14	14	4	9	4
33	**10**	33	70	33	33	86	86	86	86	86	9	4	86
86	**11**	86	33	9	86	9	9	9	9	9	86	86	80
70	**12**	70	86	86	9	80	80	80	80	80	80	80	19
80	**13**	80	80	80	80								

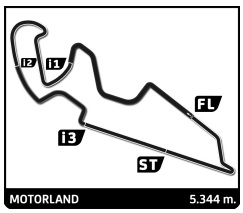

Toyota GR Cup Spain

ROUND 1 - MOTORLAND

RACE 1

Fastest Lap Sequence

Elapsed	No	Driver	Team	Car	Class	Time	Kph	Lap
4:55.071	**19**	**Adrian BENITO**	RX PRORACING	Toyota GR86		**2:25.600**	132.1	2
4:59.532	**41**	**Ivan RIERA**	EFICAR TEAM	Toyota GR86		**2:25.218**	132.5	2

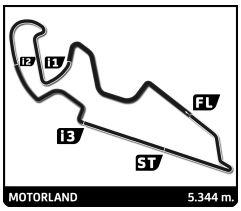

Toyota GR Cup Spain
ROUND 1 - MOTORLAND
RACE 1

Analysis by lap

Lapped

Lap 1

No	Lap Time	Gap
19	2:29.471	0.000
12	2:30.360	0.889
77	2:30.585	1.114
23	2:30.951	1.480
14	2:31.967	2.496
30	2:33.037	3.566
4	2:33.414	3.943
41	2:34.314	4.843
9	2:34.845	5.374
70	2:35.166	5.695
33	2:35.818	6.347
86	2:36.265	6.794
80	2:36.577	7.106

Lap 2

No	Lap Time	Gap
19	2:25.600	
12	2:25.169	0.458
77	2:25.713	1.227
23	2:25.935	1.815
14	2:25.938	2.834
30	2:25.869	3.835
41	2:25.218	4.461
4	2:26.591	4.934
70	2:26.680	6.775
33	2:26.825	7.572
9	2:28.308	8.082
86	2:27.130	8.324
80	2:28.565	10.071

Lap 3

No	Lap Time	Gap
19	2:27.192	
12	2:27.001	0.267
23	2:26.592	1.215
77	2:27.416	1.451
30	2:26.255	2.898
14	2:27.508	3.150
41	2:26.112	3.381
4	2:26.339	4.081
70	2:26.352	5.935
33	2:25.821	6.201
86	2:27.187	8.319
9	2:27.455	8.345
80	2:28.645	11.524

Lap 4

No	Lap Time	Gap
12	2:27.573	
19	2:28.523	0.683
77	2:27.719	1.330
23	2:28.626	2.001
30	2:30.666	5.724
33	2:27.909	6.270
4	2:30.471	6.712
14	2:31.485	6.795
70	2:29.401	7.496
86	2:29.443	9.922
9	2:32.514	13.019
80	2:32.127	15.811

Lap 5

No	Lap Time	Gap
12	3:21.480	
19	3:21.278	0.481
77	3:20.999	0.849
23	3:21.420	1.941
30	3:18.423	2.667
14	3:18.558	3.873
33	3:21.147	5.937
4	3:21.446	6.678
70	3:21.095	7.111
86	3:19.543	7.985
9	3:18.430	9.969
80	3:16.347	10.678

Lap 6

No	Lap Time	Gap
12	3:17.898	
19	3:17.791	0.374
77	3:17.703	0.654
23	3:16.834	0.877
30	3:16.612	1.381
14	3:15.769	1.744
33	3:14.275	2.314
4	3:14.375	3.155
70	3:14.291	3.504
86	3:14.166	4.253
9	3:12.395	4.466
80	3:12.533	5.313

Lap 7

No	Lap Time	Gap
19	2:27.351	
23	2:27.158	0.310
77	2:27.600	0.529
12	2:28.827	1.102
33	2:27.060	1.649
30	2:28.237	1.893
4	2:26.991	2.421
70	2:26.862	2.641
14	2:29.473	3.492
86	2:27.151	3.679
9	2:27.550	4.291
80	2:30.500	8.088

Lap 8

No	Lap Time	Gap
19	2:26.585	
77	2:26.377	0.321
23	2:27.010	0.735
33	2:25.886	0.950
12	2:27.174	1.691
30	2:27.204	2.512
70	2:26.577	2.633
4	2:27.329	3.165
14	2:26.830	3.737
86	2:27.593	4.687
9	2:27.451	5.157
80	2:29.625	11.128

Lap 9

No	Lap Time	Gap
19	2:26.362	
23	2:25.956	0.329
33	2:26.229	0.817
12	2:26.547	1.876
30	2:27.521	3.671
70	2:27.516	3.787
14	2:27.506	4.881
77	2:31.249	5.208
4	2:29.004	5.807
9	2:27.367	6.162
86	2:28.721	7.046
80	2:30.373	15.139

Lap 10

No	Lap Time	Gap
33	2:27.050	
23	2:27.569	0.031
12	2:26.931	0.940
30	2:27.554	3.358
14	2:28.741	5.755
70	2:29.980	5.900
19	2:34.825	6.958
77	2:29.720	7.061
9	2:28.999	7.294
4	2:29.541	7.481
86	2:28.545	7.724
80	2:29.904	17.176

Lap 11

No	Lap Time	Gap
33	2:28.293	
23	2:28.693	0.431
12	2:28.560	1.207
30	2:26.908	1.973
14	2:27.029	4.491
70	2:26.953	4.560
77	2:26.934	5.702
9	2:27.357	6.358
4	2:27.950	7.138
86	2:29.555	8.986
80	2:30.628	19.511
19	2:56.693	35.358

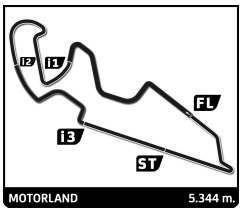

Toyota GR Cup Spain

ROUND 1 - MOTORLAND

RACE 1

Flag Analysis

	Flag	Time
	GREEN FLAG	20:13:53.245
	YELLOW FLAG AT SECTOR 3	20:23:12.686
	SAFETY CAR	20:23:31.816
	GREEN FLAG	20:30:17.595
	CHEQUERED FLAG	20:42:39.558

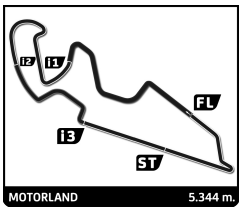

Toyota GR Cup Spain
ROUND 1 - MOTORLAND
RACE 1

Sector Analysis

__ Invalidated Lap Personal Best Session Best **B** Crossing the pit lane

4 Jose_Antonio CHICO — ESP
VSR MOTORSPORT — Toyota GR86

Lap	Time	Sector 1	Sector 2	Sector 3	Sector 4	T.Spd
1	2:33.414	42.887	39.606	25.262	45.659	194.2
2	2:26.591	37.537	38.435	24.955	45.664	193.5
3	2:26.339	37.545	38.625	24.505	45.664	193.2
4	2:30.471	37.666	38.704	25.431	48.670	189.1
5	3:21.446	52.408	46.767	37.387	1:04.884	128.1
6	3:14.375	51.371	50.388	33.882	58.734	148.8
7	2:26.991	37.627	38.748	24.656	45.960	194.6
8	2:27.329	37.536	39.581	24.531	45.681	193.9
9	2:29.004	37.836	39.576	25.136	46.456	194.2
10	2:29.541	39.091	38.969	25.135	46.346	193.5
11	2:27.950	38.801	38.557	24.605	45.987	193.2

9 Miguel VILLACIEROS — ESP
MOTORISMO RACING TEAM — Toyota GR86

Lap	Time	Sector 1	Sector 2	Sector 3	Sector 4	T.Spd
1	2:34.845	43.249	39.535	25.473	46.588	191.8
2	2:28.308	37.769	38.665	25.246	46.628	190.8
3	2:27.455	37.775	38.350	24.631	46.699	191.2
4	2:32.514	38.514	38.716	24.952	50.332	190.1
5	3:18.430	48.570	46.272	38.533	1:05.055	112.4
6	3:12.395	51.182	49.700	33.608	57.905	164.4
7	2:27.550	38.146	38.623	24.921	45.860	193.2
8	2:27.451	38.357	38.439	24.546	46.109	194.6
9	2:27.367	37.925	38.972	24.396	46.074	192.5
10	2:28.999	38.090	39.067	25.377	46.465	193.5
11	2:27.357	38.543	38.440	24.398	45.976	191.8

12 Luis CARLOS — ESP
RX PRORACING — Toyota GR86

Lap	Time	Sector 1	Sector 2	Sector 3	Sector 4	T.Spd
1	2:30.360	41.703	38.365	24.503	45.789	192.5
2	2:25.169	37.381	38.024	24.315	45.449	193.9
3	2:27.001	37.467	38.484	24.598	46.452	189.5
4	2:27.573	38.380	38.137	24.376	46.680	187.5
5	3:21.480	50.524	49.045	36.628	1:05.283	118.4
6	3:17.898	51.871	51.498	32.999	1:01.530	143.8
7	2:28.827	38.494	39.813	24.379	46.141	191.8
8	2:27.174	38.062	38.898	24.608	45.606	193.9
9	2:26.547	38.079	38.423	24.526	45.519	193.5
10	2:26.931	37.675	38.419	24.691	46.146	191.5
11	2:28.560	38.515	38.560	25.433	46.052	193.5

14 Ignacio RODRIGUEZ — ESP
AVIASTEC_RACING — Toyota GR86

Lap	Time	Sector 1	Sector 2	Sector 3	Sector 4	T.Spd
1	2:31.967	42.498	38.849	24.641	45.979	190.5
2	2:25.938	37.814	38.032	24.400	45.692	191.5
3	2:27.508	38.095	38.384	24.705	46.324	191.5
4	2:31.485	39.041	38.779	25.447	48.218	187.2
5	3:18.558	50.586	46.226	36.940	1:04.806	126.8
6	3:15.769	52.588	50.521	33.669	58.991	145.2
7	2:29.473	37.849	40.335	25.334	45.955	193.9
8	2:26.830	38.227	38.180	24.741	45.682	192.2
9	2:27.506	37.796	38.712	25.074	45.924	192.2
10	2:28.741	38.695	39.064	25.021	45.961	191.2
11	2:27.029	38.183	38.263	24.677	45.906	192.2

19 Adrian BENITO — ESP
RX PRORACING — Toyota GR86

Lap	Time	Sector 1	Sector 2	Sector 3	Sector 4	T.Spd
1	2:29.471	40.945	38.274	24.475	45.777	190.8
2	2:25.600	37.570	38.006	24.451	45.573	191.5
3	2:27.192	37.564	38.422	25.483	45.723	195.7
4	2:28.523	38.213	38.044	24.508	47.758	187.5
5	3:21.278	50.470	48.947	37.212	1:04.649	119.5
6	3:17.791	51.746	51.684	32.986	1:01.375	144.8
7	2:27.351	38.308	38.631	24.334	46.078	191.8
8	2:26.585	38.095	38.267	24.268	45.955	191.8
9	2:26.362	37.596	38.433	24.401	45.932	192.5
10	2:34.825	37.990	40.112	29.068	47.655	188.2
11	2:56.693	50.011	42.679	27.043	56.960	178.5

23 Antonio ALBACETE — ESP
ME-PRE — Toyota GR86

Lap	Time	Sector 1	Sector 2	Sector 3	Sector 4	T.Spd
1	2:30.951	42.263	38.705	24.245	45.738	193.5
2	2:25.935	37.987	38.230	24.366	45.352	194.6
3	2:26.592	37.376	38.293	24.571	46.352	195.3
4	2:28.626	37.769	38.378	24.388	48.091	188.5
5	3:21.420	52.928	46.130	37.847	1:04.515	117.5
6	3:16.834	51.993	51.202	32.799	1:00.840	157.4
7	2:27.158	38.026	38.857	24.281	45.994	191.8
8	2:27.010	38.228	38.531	24.259	45.992	192.2
9	2:25.956	37.626	38.389	24.381	45.560	193.5
10	2:27.569	37.950	38.775	24.655	46.189	191.5
11	2:28.693	38.252	38.916	25.763	45.762	191.5

30 Marcos DE DIEGO — ESP
EFICAR TEAM — Toyota GR86

Lap	Time	Sector 1	Sector 2	Sector 3	Sector 4	T.Spd
1	2:33.037	42.614	39.779	24.926	45.718	192.2
2	2:25.869	37.601	38.165	24.489	45.614	192.9
3	2:26.255	37.636	38.235	24.538	45.846	195.3
4	2:30.666	38.099	38.582	25.908	48.077	186.2
5	3:18.423	50.924	45.569	37.603	1:04.327	127.1
6	3:16.612	51.809	51.375	33.393	1:00.035	163.6
7	2:28.237	37.920	39.393	24.854	46.070	193.2
8	2:27.204	37.701	39.059	24.731	45.713	193.2
9	2:27.521	37.892	38.958	24.461	46.210	192.2
10	2:27.554	38.166	38.793	24.599	45.996	190.1
11	2:26.908	38.261	38.462	24.476	45.709	193.2

33 Felix APARICIO — ESP
VSR MOTORSPORT — Toyota GR86

Lap	Time	Sector 1	Sector 2	Sector 3	Sector 4	T.Spd
1	2:35.818	43.615	39.459	26.376	46.368	192.2
2	2:26.825	37.407	38.683	24.821	45.914	192.9
3	2:25.821	37.152	38.627	24.370	45.672	193.9
4	2:27.909	38.271	38.737	24.330	46.571	194.2
5	3:21.147	52.085	46.666	37.268	1:05.128	124.0
6	3:14.275	51.527	50.384	33.726	58.638	147.7
7	2:27.060	37.640	38.865	25.001	45.554	194.2
8	2:25.886	37.574	38.607	24.255	45.450	194.2
9	2:26.229	37.782	38.562	24.378	45.507	194.9
10	2:27.050	37.647	38.935	24.662	45.806	194.6
11	2:28.293	38.278	39.023	25.429	45.563	192.9

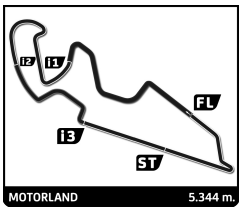

Toyota GR Cup Spain
ROUND 1 - MOTORLAND
RACE 1

Sector Analysis

__ Invalidated Lap Personal Best Session Best **B** Crossing the pit lane

41 Ivan RIERA — ESP
EFICAR TEAM — Toyota GR86

Lap	Time	Sector 1	Sector 2	Sector 3	Sector 4	T.Spd
1	2:34.314	43.544	39.176	25.545	46.049	193.5
2	2:25.218	37.505	37.811	24.474	45.428	195.3
3	2:26.112	37.528	37.983	24.685	45.916	196.7

70 Santiago CASTILLA — ESP
EFICAR TEAM — Toyota GR86

Lap	Time	Sector 1	Sector 2	Sector 3	Sector 4	T.Spd
1	2:35.166	43.949	39.315	25.648	46.254	196.4
2	2:26.680	37.644	38.494	24.742	45.800	192.2
3	2:26.352	37.687	38.544	24.380	45.741	193.9
4	2:29.401	38.619	39.062	24.495	47.225	195.7
5	3:21.095	52.043	46.692	37.969	1:04.391	120.8
6	3:14.291	51.319	50.428	33.942	58.602	151.5
7	2:26.862	37.846	38.598	24.877	45.541	194.2
8	2:26.577	37.612	38.867	24.700	45.398	197.1
9	2:27.516	37.987	38.936	24.858	45.735	196.4
10	2:29.980	39.708	39.127	25.550	45.595	193.5
11	2:26.953	38.381	38.397	24.531	45.644	196.7

77 Agustín ARCE — ESP
VSR MOTORSPORT — Toyota GR86

Lap	Time	Sector 1	Sector 2	Sector 3	Sector 4	T.Spd
1	2:30.585	41.928	38.672	24.243	45.742	195.3
2	2:25.713	37.502	38.345	24.288	45.578	194.2
3	2:27.416	37.552	38.258	24.684	46.922	195.7
4	2:27.719	37.692	38.552	24.346	47.129	188.2
5	3:20.999	50.361	48.815	37.723	1:04.100	116.4
6	3:17.703	51.877	51.667	32.966	1:01.193	147.5
7	2:27.600	38.248	39.030	24.492	45.830	193.9
8	2:26.377	38.008	38.810	24.274	45.285	197.4
9	2:31.249	37.738	41.508	25.267	46.736	191.5
10	2:29.720	38.693	39.266	25.322	46.439	193.5
11	2:26.934	37.923	38.464	24.626	45.921	192.2

80 Óscar CANALES — ESP
ME-PRE — Toyota GR86

Lap	Time	Sector 1	Sector 2	Sector 3	Sector 4	T.Spd
1	2:36.577	44.856	39.420	25.666	46.635	192.5
2	2:28.565	38.101	39.045	25.127	46.292	189.5
3	2:28.645	38.083	39.124	24.924	46.514	189.1
4	2:32.127	38.371	39.076	25.253	49.427	186.2
5	3:16.347	46.513	46.493	39.809	1:03.532	114.4
6	3:12.533	51.546	49.349	33.897	57.741	164.6
7	2:30.500	39.189	39.270	25.386	46.655	189.5
8	2:29.625	38.329	39.137	25.138	47.021	187.8
9	2:30.373	38.938	39.519	25.465	46.451	188.8
10	2:29.904	38.491	39.531	25.377	46.505	187.5
11	2:30.628	38.825	39.732	25.434	46.637	188.5

86 Sergí FRANCOLÍ — ESP
RX PRORACING — Toyota GR86

Lap	Time	Sector 1	Sector 2	Sector 3	Sector 4	T.Spd
1	2:36.265	44.409	39.473	25.888	46.495	193.9
2	2:27.130	37.690	38.540	24.731	46.169	195.3
3	2:27.187	37.953	38.500	24.533	46.201	194.9
4	2:29.443	38.787	39.026	24.822	46.808	193.5
5	3:19.543	50.509	46.271	38.471	1:04.292	115.0
6	3:14.166	51.507	50.164	34.197	58.298	150.8
7	2:27.151	37.773	38.720	25.004	45.654	196.4
8	2:27.593	38.539	38.417	24.572	46.065	195.7
9	2:28.721	38.132	39.771	25.033	45.785	192.5
10	2:28.545	38.422	38.957	25.169	45.997	195.3
11	2:29.555	39.162	38.836	25.016	46.541	193.2

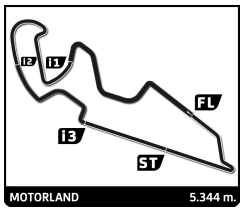

Toyota GR Cup Spain
ROUND 1 - MOTORLAND
RACE 1

Track Limits Analysis

No	Driver	Team	T.L. Nr	Camera	Lap	Time
4	Jose_Antonio CHICO	VSR MOTORSPORT	1	Turn 1	2	20:16:52.076
4	Jose_Antonio CHICO	VSR MOTORSPORT	2	Turn 1	7	20:30:52.204
4	Jose_Antonio CHICO	VSR MOTORSPORT	3	Turn 1	8	20:33:26.957
					Total Infractions:	**3**
9	Miguel VILLACIEROS	MOTORISMO RACING TEAM	1	Turn 7	8	20:33:42.201
					Total Infractions:	**1**
12	Luis CARLOS	RX PRORACING	1	Turn 9	2	20:17:24.834
12	Luis CARLOS	RX PRORACING	2	Turn 12	2	20:17:48.398
12	Luis CARLOS	RX PRORACING	3	Turn 1	3	20:19:16.510
12	Luis CARLOS	RX PRORACING	4	Turn 7	7	20:31:10.329
12	Luis CARLOS	RX PRORACING	5	Turn 9	8	20:33:56.042
12	Luis CARLOS	RX PRORACING	6	Turn 12	9	20:36:45.953
					Total Infractions:	**6**
14	Ignacio RODRIGUEZ	AVIASTEC_RACING	1	Turn 5	2	20:16:59.456
14	Ignacio RODRIGUEZ	AVIASTEC_RACING	2	Turn 9	2	20:17:28.842
14	Ignacio RODRIGUEZ	AVIASTEC_RACING	3	Turn 5	3	20:19:24.793
14	Ignacio RODRIGUEZ	AVIASTEC_RACING	4	Turn 7	6	20:28:12.466
14	Ignacio RODRIGUEZ	AVIASTEC_RACING	5	Turn 9	7	20:31:26.711
					Total Infractions:	**5**
19	Adrian BENITO	RX PRORACING	1	Turn 5	10	20:38:17.656
					Total Infractions:	**1**
23	Antonio ALBACETE	ME-PRE	1	Turn 12	3	20:20:15.076
23	Antonio ALBACETE	ME-PRE	2	Turn 7	5	20:24:49.541
23	Antonio ALBACETE	ME-PRE	3	Turn 5	8	20:33:25.589
23	Antonio ALBACETE	ME-PRE	4	Turn 9	8	20:33:53.238
23	Antonio ALBACETE	ME-PRE	5	Turn 9	9	20:36:19.112
					Total Infractions:	**5**
30	Marcos DE DIEGO	EFICAR TEAM	1	Turn 9	7	20:31:26.711
					Total Infractions:	**1**
33	Felix APARICIO	VSR MOTORSPORT	1	Turn 5	2	20:17:03.730
33	Felix APARICIO	VSR MOTORSPORT	2	Turn 7	2	20:17:15.997
33	Felix APARICIO	VSR MOTORSPORT	3	Turn 7	3	20:19:42.538
33	Felix APARICIO	VSR MOTORSPORT	4	Turn 7	8	20:33:38.404
33	Felix APARICIO	VSR MOTORSPORT	5	Turn 9	8	20:33:56.042
33	Felix APARICIO	VSR MOTORSPORT	6	Turn 5	9	20:35:51.926
33	Felix APARICIO	VSR MOTORSPORT	7	Turn 7	10	20:38:31.535
					Total Infractions:	**7**
70	Santiago CASTILLA	EFICAR TEAM	1	Turn 7	3	20:19:42.538
70	Santiago CASTILLA	EFICAR TEAM	2	Turn 9	3	20:19:57.513
70	Santiago CASTILLA	EFICAR TEAM	3	Turn 9	4	20:22:24.920
70	Santiago CASTILLA	EFICAR TEAM	4	Turn 12	9	20:36:45.953
70	Santiago CASTILLA	EFICAR TEAM	5	Turn 7	10	20:38:36.469
					Total Infractions:	**5**
77	Agustín ARCE	VSR MOTORSPORT	1	Turn 9	3	20:19:50.839
77	Agustín ARCE	VSR MOTORSPORT	2	Turn 5	4	20:21:51.459
77	Agustín ARCE	VSR MOTORSPORT	3	Turn 7	8	20:33:38.404
77	Agustín ARCE	VSR MOTORSPORT	4	Turn 9	8	20:33:53.238
77	Agustín ARCE	VSR MOTORSPORT	5	Turn 7	10	20:38:36.469
					Total Infractions:	**5**
80	Óscar CANALES	ME-PRE	1	Turn 7	2	20:17:18.542
					Total Infractions:	**1**
86	Sergí FRANCOLÍ	RX PRORACING	1	Turn 5	2	20:17:03.730
86	Sergí FRANCOLÍ	RX PRORACING	2	Turn 9	4	20:22:27.507
86	Sergí FRANCOLÍ	RX PRORACING	3	Turn 5	9	20:35:55.936

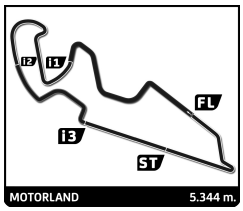

Toyota GR Cup Spain

ROUND 1 - MOTORLAND

RACE 1

Track Limits Analysis

No	Driver	Team	T.L. Nr	Camera	Lap	Time
86	Sergí FRANCOLÍ	RX PRORACING	4	Turn 7	9	20:36:11.867
86	Sergí FRANCOLÍ	RX PRORACING	5	Turn 1	11	20:40:47.153
86	Sergí FRANCOLÍ	RX PRORACING	6	Turn 5	11	20:40:54.928

Total Infractions: 6

Published at: .....

TOTAL TRACK LIMITS: **46**

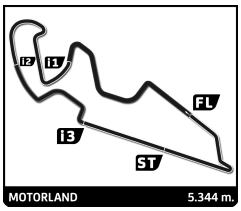

ROUND 1 - MOTORLAND

Toyota GR Cup Spain

RACE 1

Weather Report

Air Temperature

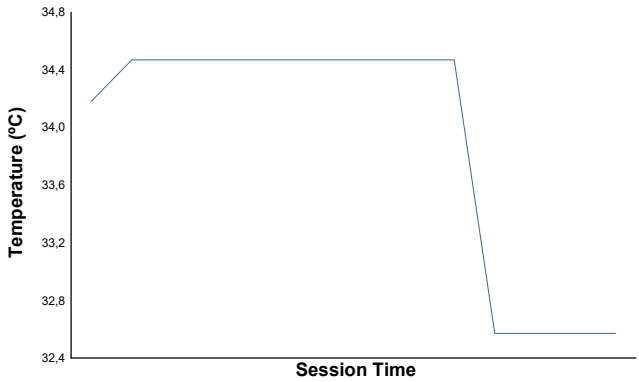

Track Temperature

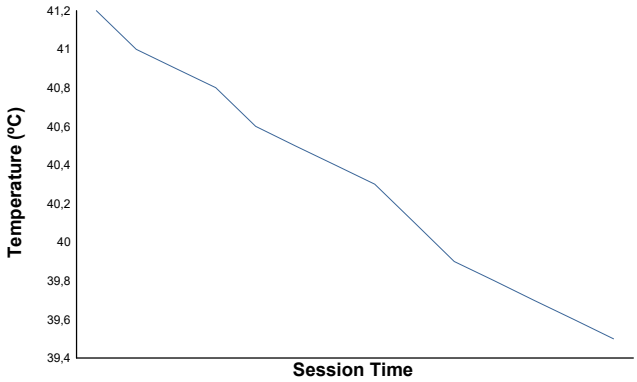

Humidity

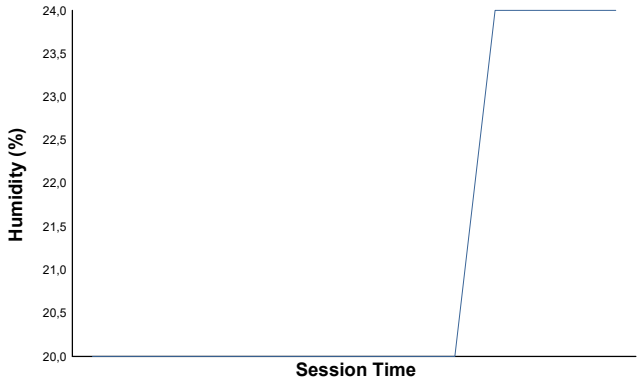

Pressure

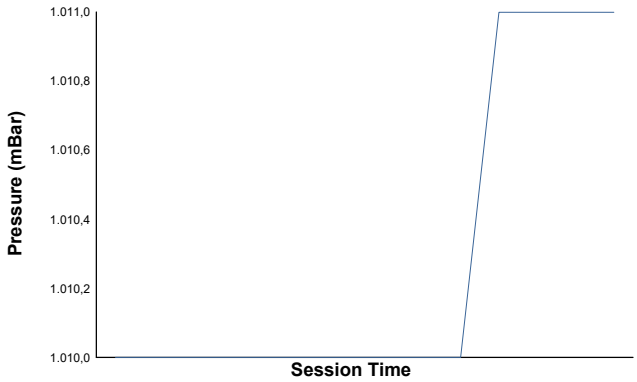

Wind Speed

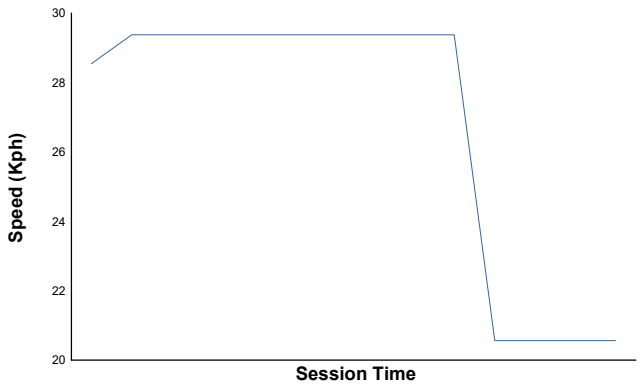

Wind Direction

North=0º/360º East=90º South=180º West=270º

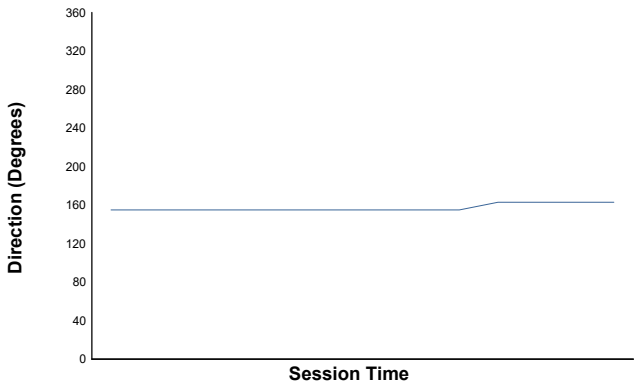

Track Status: **DRY**

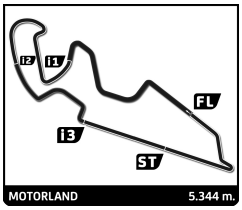

Toyota GR Cup Spain
ROUND 1 - MOTORLAND
RACE 1

Provisional Race Director Report

Hour	Flag	Message
19:53:58		APERTURA PIT LANE 20:00
20:00:00		PIT LANE ABIERTO
20:04:59		CARTEL 5 MINUTOS - PIT LANE CERRADO
20:06:59		CARTEL 3 MINUTOS
20:08:59		CARTEL 1 MINUTO
20:09:45		CARTEL 15 SEGUNDOS
20:10:02		BANDERA VERDE - VUELTA DE FORMACIÓN
20:21:01		WARNING FLAG CAR 12,14 Y 33
20:23:12	YF	YELLOW FLAG AT TURN 15
20:23:31	SF	SAFETY CAR
20:24:01		COCHE PARADO EN CURVA 15 EXTERIOR - PILOTO OK
20:25:36		COCHE 41 PARADO EN CURVA 15 EXTERIOR - PILOTO OK
20:26:02		INCIDENTE EN T15 BAJO INVESTIGACIÓN
20:26:26		WARNING FLAG CAR 70
20:29:13		SAFETY CAR EN ESTA VUELTA
20:30:17	GF	GREEN FLAG
20:33:01		5 SEGUNDOS - COCHE 14 TRACK LIMITS
20:33:43		WARNING FLAG CAR 4
20:33:56		WARNING FLAG CAR 23
20:34:08		WARNING FLAG CAR 77
20:35:25		5 SEGUNDOS - COCHES 33 Y 12 - TRACK LIMITS
20:36:59		INCIDENTE CURVA 8 - COCHE 77 - BAJO INVESTIGACIÓN
20:37:37		5 SEGUNDOS - COCHE 23 - TRACK LIMITS
20:37:46		WARNING FLAG CAR 86
20:39:07		10 SEGUNDOS - COCHE 33 -TRACK LIMITS
20:39:25		5 SEGUNDOS - COCHE 70 -TRACK LIMITS
20:40:31		ÚLTIMA VUELTA
20:42:04		5 SEGUNDOS - COCHE 77 -TRACK LIMITS
20:42:26		5 SEGUNDOS - COCHE 86 -TRACK LIMITS
20:42:40		CHEQUERED FLAG

Published at: .....

Race Director:	Timekeeper:
David RODRÍGUEZ	Alberto Estébanez

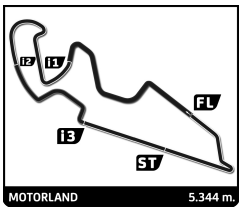

Toyota GR Cup Spain

ROUND 1 - MOTORLAND

QUALIFYING 2

Final Classification

	No	Driver	Nat	Team	Car	Cl.	Time	Lap	Total	Gap		Kph
1	33	Felix APARICIO	ESP	VSR MOTORSPORT	Toyota GR86		2:23.783	3	6	-	-	133.8
2	41	Ivan RIERA	ESP	EFICAR TEAM	Toyota GR86		2:23.900	5	6	+0.117	+0.117	133.7
3	19	Adrian BENITO	ESP	RX PRORACING	Toyota GR86		2:23.941	5	5	+0.158	+0.041	133.7
4	77	Agustín ARCE	ESP	VSR MOTORSPORT	Toyota GR86		2:24.456	3	6	+0.673	+0.515	133.2
5	23	Antonio ALBACETE	ESP	ME-PRE	Toyota GR86		2:24.533	2	5	+0.750	+0.077	133.1
6	14	Ignacio RODRIGUEZ	ESP	AVIASTEC_RACING	Toyota GR86		2:24.553	3	6	+0.770	+0.020	133.1
7	30	Marcos DE DIEGO	ESP	EFICAR TEAM	Toyota GR86		2:24.605	3	4	+0.822	+0.052	133.0
8	9	Miguel VILLACIEROS	ESP	MOTORISMO RACING TEAM	Toyota GR86		2:24.605	3	5	+0.822	+0.000	133.0
9	12	Luis CARLOS	MEX	RX PRORACING	Toyota GR86		2:24.639	3	5	+0.856	+0.034	133.0
10	86	Sergí FRANCOLÍ	ESP	RX PRORACING	Toyota GR86		2:25.026	4	6	+1.243	+0.387	132.7
11	4	Jose Antonio CHICO	ESP	VSR MOTORSPORT	Toyota GR86		2:25.783	3	6	+2.000	+0.757	132.0
12	80	Óscar CANALES	ESP	ME-PRE	Toyota GR86		2:26.775	2	5	+2.992	+0.992	131.1
13	70	Santiago CASTILLA	ESP	EFICAR TEAM	Toyota GR86				5	+0.798	+0.028	

Fastest Lap:	Lap 3	Felix APARICIO	2:23.783	133.8 Kph

SOME LAPTIMES DELETED DUE TO TRACK LIMITS - CHECK TRACK LIMITS REPORT

Track Status: **DRY**

Published at: .....

Stewards:
Wladimir PASTUSCHUK Francisco LALAGUNA Roberto MENÉNDEZ

Timekeeper:
Alberto Estébanez

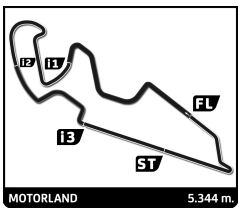

Toyota GR Cup Spain

ROUND 1 - MOTORLAND

QUALIFYING 2

Best Top Speed

				Top 1		Top 2		Top 3		Top 4		Top 5		
No	**Driver**	**Team**	**Class**	**Kph**	**Lap**	**Kph**	**Lap**	**Kph**	**Lap**	**Kph**	**Lap**	**Kph**	**Lap**	**Avg**
77	Agustín ARCE	VSR MOTORSPORT		**199.6**	6	194.9	2	194.9	3	186.2	4	183.1	5	191,7
19	Adrian BENITO	RX PRORACING		**198.5**	2	196.0	5	146.1	1	135.3	3	76.1	4	150,4
70	Santiago CASTILLA	EFICAR TEAM		**197.8**	3	197.1	5	184.6	4	168.0	2	97.6	1	169,0
33	Felix APARICIO	VSR MOTORSPORT		**196.7**	3	196.4	2	196.0	6	195.3	5	159.3	4	188,7
41	Ivan RIERA	EFICAR TEAM		**196.7**	3	196.7	4	196.4	2	196.4	5	196.0	6	196,4
9	Miguel VILLACIEROS	MOTORISMO RACING TEAM		**196.4**	2	196.4	3	196.4	5	191.8	4	182.1	1	192,6
23	Antonio ALBACETE	ME-PRE		**196.0**	2	195.7	3	169.0	1	124.0	5	78.9	4	152,7
30	Marcos DE DIEGO	EFICAR TEAM		**195.7**	3	184.9	2	173.1	4	164.6	1			179,6
86	Sergí FRANCOLÍ	RX PRORACING		**195.7**	3	195.3	6	194.6	2	194.6	4	190.5	5	194,1
4	Jose Antonio CHICO	VSR MOTORSPORT		**195.3**	3	194.9	5	194.2	2	191.5	1	174.5	4	190,1
12	Luis CARLOS	RX PRORACING		**195.3**	3	191.8	4	185.6	5	181.8	2	159.3	1	182,8
14	Ignacio RODRIGUEZ	AVIASTEC_RACING		**194.9**	4	193.9	3	193.2	6	192.2	2	173.6	5	189,6
80	Óscar CANALES	ME-PRE		**194.2**	2	193.9	5	191.5	3	153.6	4	99.7	1	166,6

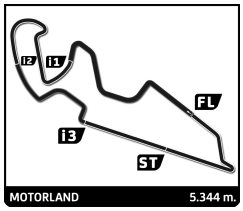

Toyota GR Cup Spain

ROUND 1 - MOTORLAND

QUALIFYING 2

Best Sector Times

	Sector 1			Sector 2			Sector 3			Sector 4							
Pos	No	Driver	Time	No	Driver	Time	No	Driver	Time	No	Driver	Time	Pos	No	Ideal Lap	Best Lap	
1	41	I.RIERA	36.985	41	I.RIERA	37.388	41	I.RIERA	23.835	19	A.BENITO	44.743	1	41	2:23.135	2:23.900	(2)
2	19	A.BENITO	37.001	19	A.BENITO	37.523	9	M.VILLACIEROS	23.922	33	F.APARICIO	44.760	2	19	2:23.259	2:23.941	(3)
3	33	F.APARICIO	37.079	14	I.RODRIGUEZ	37.761	77	A.ARCE	23.950	41	I.RIERA	44.927	3	33	2:23.611	2:23.783	(1)
4	30	M.DE DIEGO	37.095	77	A.ARCE	37.778	33	F.APARICIO	23.991	4	J.CHICO	45.034	4	9	2:24.260	2:24.605	(8)
5	23	A.ALBACETE	37.122	33	F.APARICIO	37.781	19	A.BENITO	23.992	23	A.ALBACETE	45.065	5	23	2:24.304	2:24.533	(5)
6	14	I.RODRIGUEZ	37.245	9	M.VILLACIEROS	37.816	30	M.DE DIEGO	24.046	86	S.FRANCOLÍ	45.144	6	77	2:24.314	2:24.456	(4)
7	9	M.VILLACIEROS	37.262	12	L.CARLOS	37.867	4	J.CHICO	24.081	12	L.CARLOS	45.170	7	14	2:24.378	2:24.553	(6)
8	77	A.ARCE	37.393	23	A.ALBACETE	37.900	14	I.RODRIGUEZ	24.116	77	A.ARCE	45.193	8	30	2:24.605	2:24.605	(7)
9	12	L.CARLOS	37.464	86	S.FRANCOLÍ	37.904	12	L.CARLOS	24.138	14	I.RODRIGUEZ	45.256	9	12	2:24.639	2:24.639	(9)
10	86	S.FRANCOLÍ	37.495	30	M.DE DIEGO	38.111	86	S.FRANCOLÍ	24.168	9	M.VILLACIEROS	45.260	10	86	2:24.711	2:25.026	(10)
11	4	J.CHICO	37.601	4	J.CHICO	38.293	80	Ó.CANALES	24.198	30	M.DE DIEGO	45.353	11	4	2:25.009	2:25.783	(11)
12	80	Ó.CANALES	37.771	70	S.CASTILLA	38.541	23	A.ALBACETE	24.217	80	Ó.CANALES	45.804	12	80	2:26.327	2:26.775	(12)

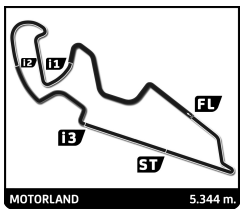

Toyota GR Cup Spain
ROUND 1 - MOTORLAND
QUALIFYING 2

Fastest Lap Sequence

Elapsed	No	Driver	Team	Car	Class	Time	Kph	Lap
5:09.476	4	Jose Antonio CHICO	VSR MOTORSPORT	Toyota GR86		**2:26.767**	131.1	2
5:25.334	77	Agustín ARCE	VSR MOTORSPORT	Toyota GR86		**2:25.271**	132.4	2
5:28.660	23	Antonio ALBACETE	ME-PRE	Toyota GR86		**2:24.533**	133.1	2
5:29.406	19	Adrian BENITO	RX PRORACING	Toyota GR86		**2:24.000**	133.6	2
8:18.180	33	Felix APARICIO	VSR MOTORSPORT	Toyota GR86		**2:23.783**	133.8	3

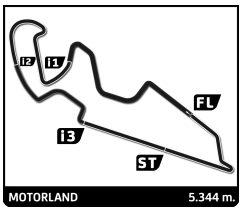

Toyota GR Cup Spain
ROUND 1 - MOTORLAND
QUALIFYING 2

Sector Analysis

__ Invalidated Lap Personal Best Session Best **B** Crossing the pit lane

4 Jose Antonio CHICO — ESP
VSR MOTORSPORT — Toyota GR86

Lap	Time	Sector 1	Sector 2	Sector 3	Sector 4	T.Spd
1	2:42.709	48.126	41.189	26.158	47.236	191.5
2	2:26.767	37.791	38.624	24.566	45.786	194.2
3	2:25.783	37.601	38.448	24.255	45.479	195.3
4	2:39.006	42.602	41.372	26.892	48.140	174.5
5	2:24.714	37.306	38.293	24.081	45.034	194.9
6	2:38.922	41.700	40.976	27.424	48.822	172.5

9 Miguel VILLACIEROS — ESP
MOTORISMO RACING TEAM — Toyota GR86

Lap	Time	Sector 1	Sector 2	Sector 3	Sector 4	T.Spd
1	4:04.215	2:05.301	42.755	26.186	49.973	182.1
2	2:25.228	37.678	38.014	24.203	45.333	196.4
3	2:24.605	37.424	37.816	24.105	45.260	196.4
4	2:26.319	37.262	37.964	23.922	47.171	191.8
5	2:27.176	37.634	39.686	24.206	45.650	196.4

12 Luis CARLOS — MEX
RX PRORACING — Toyota GR86

Lap	Time	Sector 1	Sector 2	Sector 3	Sector 4	T.Spd
1	2:58.335	54.532	43.843	27.197	52.763	159.3
2	2:40.558	39.119	46.474	25.969	48.996	181.8
3	2:24.639	37.464	37.867	24.138	45.170	195.3
4	2:45.164	48.998	43.700	25.879	46.587	191.8
5	2:38.322	37.535	37.958	33.830	48.999	185.6

14 Ignacio RODRIGUEZ — ESP
AVIASTEC_RACING — Toyota GR86

Lap	Time	Sector 1	Sector 2	Sector 3	Sector 4	T.Spd
1	3:56.397	1:58.225	39.807	25.021	53.344	150.8
2	2:31.193	40.305	39.319	25.000	46.569	192.2
3	2:24.553	37.338	37.761	24.116	45.338	193.9
4	2:33.895	37.570	38.030	24.187	54.108	194.9
5	2:47.036	47.010	45.553	25.703	48.770	173.6
6	2:24.522	37.245	38.008	24.013	45.256	193.2

19 Adrian BENITO — ESP
RX PRORACING — Toyota GR86

Lap	Time	Sector 1	Sector 2	Sector 3	Sector 4	T.Spd
1	3:05.406	58.028	43.258	26.462	57.658	146.1
2	2:24.000	37.458	37.807	23.992	44.743	198.5
3	2:35.526	39.673	40.054	25.569	50.230	135.3
4	2:55.632	37.092	37.592	24.456	1:16.492	76.1
5	2:23.941	37.001	37.523	24.125	45.292	196.0

23 Antonio ALBACETE — ESP
ME-PRE — Toyota GR86

Lap	Time	Sector 1	Sector 2	Sector 3	Sector 4	T.Spd
1	3:04.127	1:07.870	40.024	27.024	49.209	169.0
2	2:24.533	37.250	37.900	24.318	45.065	196.0
3	2:24.415	37.305	37.767	24.217	45.126	195.7
4	3:06.209	37.303	40.039	31.097	1:17.770	78.9
5	2:35.463	37.122	38.094	24.426	55.821	124.0

30 Marcos DE DIEGO — ESP
EFICAR TEAM — Toyota GR86

Lap	Time	Sector 1	Sector 2	Sector 3	Sector 4	T.Spd
1	3:33.514	1:37.090	40.407	25.309	50.708	164.6
2	2:35.903	37.248	41.475	27.466	49.714	184.9
3	2:24.605	37.095	38.111	24.046	45.353	195.7
4	2:57.170 **B**	37.399	48.367	28.875	1:02.529	173.1

33 Felix APARICIO — ESP
VSR MOTORSPORT — Toyota GR86

Lap	Time	Sector 1	Sector 2	Sector 3	Sector 4	T.Spd
1	3:30.648	1:17.396	49.511	28.123	55.618	121.2
2	2:23.749	36.895	38.103	23.991	44.760	196.4
3	2:23.783	37.079	37.781	24.136	44.787	196.7
4	2:36.188	37.179	41.194	28.087	49.728	159.3
5	2:24.469	37.131	37.997	24.355	44.986	195.3
6	2:24.643	37.750	38.047	24.021	44.825	196.0

41 Ivan RIERA — ESP
EFICAR TEAM — Toyota GR86

Lap	Time	Sector 1	Sector 2	Sector 3	Sector 4	T.Spd
1	4:11.392	2:16.573	39.460	24.690	50.669	153.4
2	2:23.689	36.985	37.880	23.835	44.989	196.4
3	2:23.199	36.792	37.388	24.092	44.927	196.7
4	2:23.744	36.942	37.754	23.927	45.121	196.7
5	2:23.900	37.068	37.616	23.958	45.258	196.4
6	2:24.092	36.985	37.806	24.126	45.175	196.0

70 Santiago CASTILLA — ESP
EFICAR TEAM — Toyota GR86

Lap	Time	Sector 1	Sector 2	Sector 3	Sector 4	T.Spd
1	3:46.755	1:48.736	38.535	24.844	54.640	97.6
2	2:29.580	37.702	38.301	25.387	48.190	168.0
3	2:24.581	37.478	38.060	24.127	44.916	197.8
4	2:29.699	37.135	39.961	26.177	46.426	184.6
5	2:26.531	37.313	37.932	24.297	46.989	197.1

77 Agustín ARCE — ESP
VSR MOTORSPORT — Toyota GR86

Lap	Time	Sector 1	Sector 2	Sector 3	Sector 4	T.Spd
1	3:00.063	58.848	41.732	26.267	53.216	149.4
2	2:25.271	37.685	38.179	23.950	45.457	194.9
3	2:24.456	37.394	37.778	24.091	45.193	194.9
4	2:35.163 **B**	37.837	39.958	25.710	51.658	186.2
5	3:18.561	1:24.981	38.327	27.414	47.839	183.1
6	2:27.514	37.393	40.046	24.398	45.677	199.6

80 Óscar CANALES — ESP
ME-PRE — Toyota GR86

Lap	Time	Sector 1	Sector 2	Sector 3	Sector 4	T.Spd
1	3:20.152	1:13.841	42.342	26.807	57.162	99.7
2	2:26.775	37.887	38.554	24.198	46.136	194.2
3	2:26.476	37.645	38.453	24.209	46.169	191.5
4	2:42.360	37.865	43.630	30.512	50.353	153.6
5	2:26.822	37.771	38.809	24.438	45.804	193.9

86 Sergí FRANCOLÍ — ESP
RX PRORACING — Toyota GR86

Lap	Time	Sector 1	Sector 2	Sector 3	Sector 4	T.Spd
1	3:15.703	1:13.929	39.929	25.320	56.525	96.2
2	2:25.248	37.518	38.198	24.168	45.364	194.6
3	2:25.492	37.634	38.215	24.201	45.442	195.7
4	2:25.026	37.495	37.904	24.456	45.171	194.6
5	2:28.300	37.818	38.309	25.135	47.038	190.5
6	2:25.599	37.613	38.381	24.461	45.144	195.3

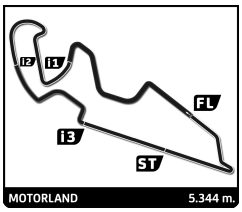

Toyota GR Cup Spain

ROUND 1 - MOTORLAND

QUALIFYING 2

Flag Analysis

	Flag	Time
	GREEN FLAG	10:30:00.000
	CHEQUERED FLAG	10:45:00.000

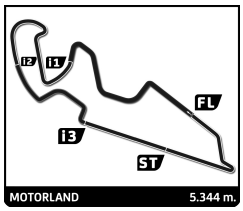

Toyota GR Cup Spain
ROUND 1 - MOTORLAND
QUALIFYING 2

Track Limits Analysis

No	Driver	Team	T.L. Nr	Camera	Lap	Time
4	Jose Antonio CHICO	VSR MOTORSPORT	1	Turn 1	5	10:40:42.240
					Total Infractions:	**1**
9	Miguel VILLACIEROS	MOTORISMO RACING TEAM	1	Turn 12	2	10:35:28.584
					Total Infractions:	**1**
12	Luis CARLOS	RX PRORACING	1	Turn 1	2	10:33:21.828
12	Luis CARLOS	RX PRORACING	2	Turn 1	6	10:43:45.727
					Total Infractions:	**2**
14	Ignacio RODRIGUEZ	AVIASTEC_RACING	1	Turn 9	4	10:39:53.989
14	Ignacio RODRIGUEZ	AVIASTEC_RACING	2	Turn 9	6	10:45:14.651
14	Ignacio RODRIGUEZ	AVIASTEC_RACING	3	Turn 12	6	10:45:37.439
					Total Infractions:	**2**
19	Adrian BENITO	RX PRORACING	1	Turn 9	4	10:39:06.187
					Total Infractions:	**1**
23	Antonio ALBACETE	ME-PRE	1	Turn 1	3	10:35:54.346
23	Antonio ALBACETE	ME-PRE	2	Turn 9	3	10:36:30.176
23	Antonio ALBACETE	ME-PRE	3	Turn 1	4	10:38:19.081
23	Antonio ALBACETE	ME-PRE	4	Turn 1	6	10:43:53.396
					Total Infractions:	**3**
30	Marcos DE DIEGO	EFICAR TEAM	1	Turn 1	2	10:34:03.953
30	Marcos DE DIEGO	EFICAR TEAM	2	Turn 7	2	10:34:20.356
					Total Infractions:	**1**
33	Felix APARICIO	VSR MOTORSPORT	1	Turn 1	2	10:33:56.624
					Total Infractions:	**1**
41	Ivan RIERA	EFICAR TEAM	1	Turn 1	2	10:34:35.169
41	Ivan RIERA	EFICAR TEAM	2	Turn 1	3	10:36:59.369
41	Ivan RIERA	EFICAR TEAM	3	Turn 1	4	10:39:24.598
					Total Infractions:	**3**
70	Santiago CASTILLA	EFICAR TEAM	1	Turn 1	2	10:34:14.141
70	Santiago CASTILLA	EFICAR TEAM	2	Turn 1	4	10:39:06.301
70	Santiago CASTILLA	EFICAR TEAM	3	Turn 12	5	10:42:34.905
70	Santiago CASTILLA	EFICAR TEAM	4	Turn 1	6	10:43:55.722
					Total Infractions:	**4**
77	Agustín ARCE	VSR MOTORSPORT	1	Turn 7	5	10:41:59.352
					Total Infractions:	**1**
80	Óscar CANALES	ME-PRE	1	Turn 5	3	10:36:21.391
80	Óscar CANALES	ME-PRE	2	Turn 7	3	10:36:33.559
80	Óscar CANALES	ME-PRE	3	Turn 7	5	10:41:41.755
80	Óscar CANALES	ME-PRE	4	Turn 5	6	10:43:56.987
80	Óscar CANALES	ME-PRE	5	Turn 7	6	10:44:09.612
					Total Infractions:	**3**
86	Sergí FRANCOLÍ	RX PRORACING	1	Turn 1	5	10:40:58.237
					Total Infractions:	**1**

Published at: .....

TOTAL TRACK LIMITS: **29**

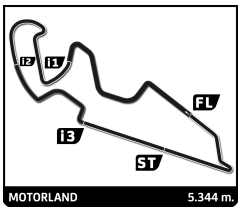

ROUND 1 - MOTORLAND

Toyota GR Cup Spain

QUALIFYING 2

Weather Report

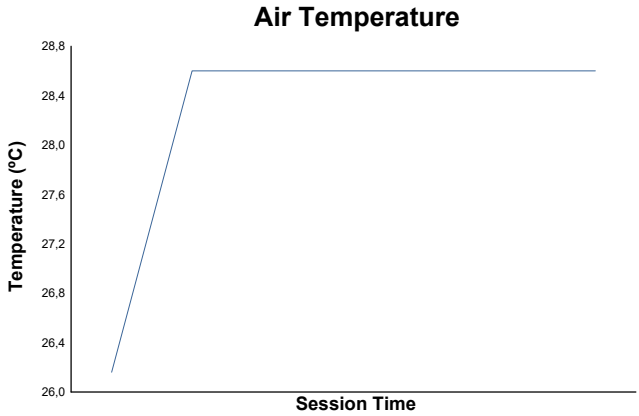

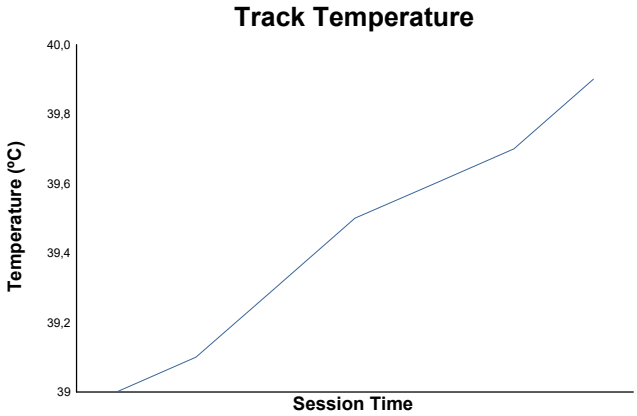

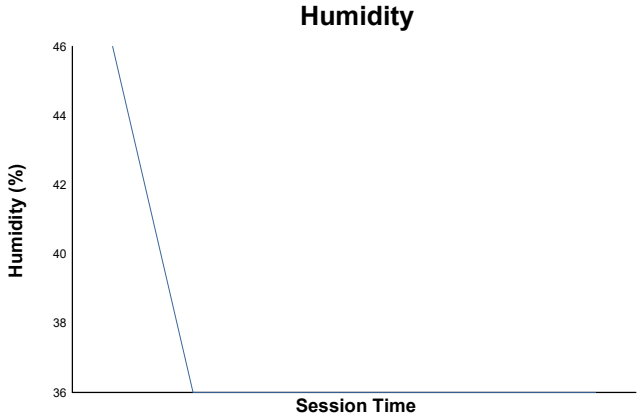

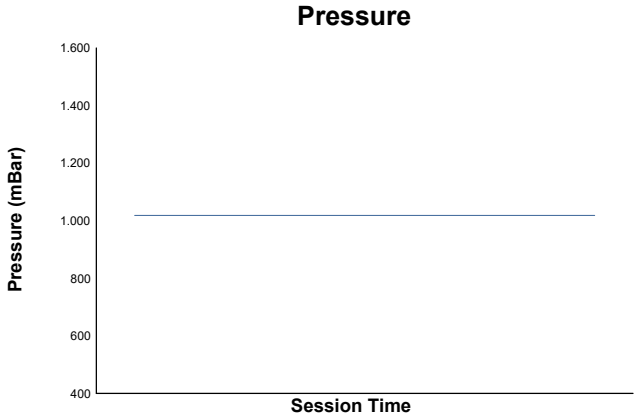

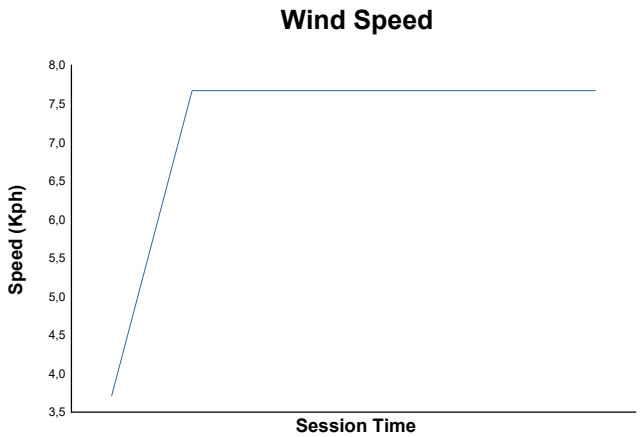

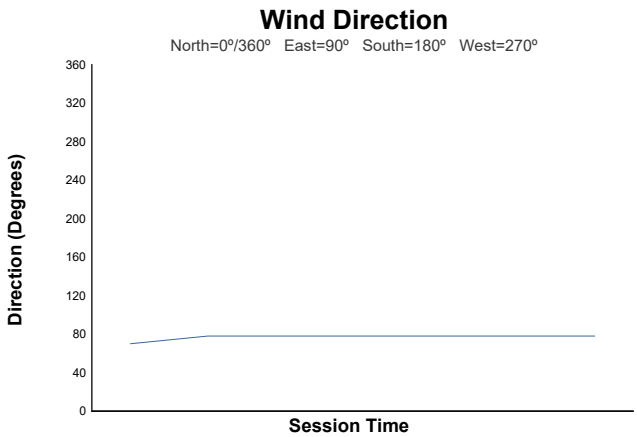

Track Status: **DRY**

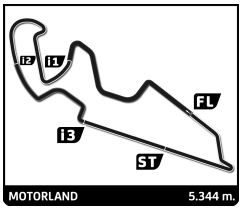

Toyota GR Cup Spain

ROUND 1 - MOTORLAND

QUALIFYING 2

Provisional Race Director Report

Hour	Flag	Message
10:25:24		APERTURA PIT LANE 10:30
10:30:00		PIT LANE OPEN
10:32:37		CAR 77 CHECK TRANSPONDER.- BAJA BATERIA
10:39:38		WARNING FLAG CAR 41
10:43:07		WARNING FLAG CAR 70 - TRACK LIMITS
10:45:06		CHEQUERED FLAG

Published at: .....

Race Director:	Timekeeper:
David RODRÍGUEZ	Alberto Estébanez

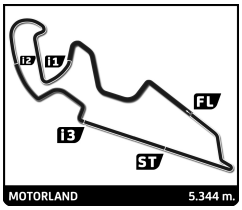

Toyota GR Cup Spain

ROUND 1 - MOTORLAND

RACE 2 (25 Minutes +1 Lap)

Final Starting Grid

	Santiago CASTILLA	EFICAR TEAM	70	- 7 -			
					80	ME-PRE	2:26.775 Óscar CANALES
2:25.783	Jose Antonio CHICO	VSR MOTORSPORT	4	- 6 -			
					86	RX PRORACING	2:25.026 Sergí FRANCOLÍ
2:24.639	Luis CARLOS	RX PRORACING	12	- 5 -			
					9	MOTORISMO RACING TEAM	2:24.605 Miguel VILLACIEROS
2:24.605	Marcos DE DIEGO	EFICAR TEAM	30	- 4 -			
					14	AVIASTEC_RACING	2:24.553 Ignacio RODRIGUEZ
2:24.533	Antonio ALBACETE	ME-PRE	23	- 3 -			
					77	VSR MOTORSPORT	2:24.456 Agustín ARCE
2:23.941	Adrian BENITO	RX PRORACING	19	- 2 -			
					41	EFICAR TEAM	2:23.900 Ivan RIERA
2:23.783	Felix APARICIO	VSR MOTORSPORT	33	- 1 -			

Pole

Published at: .....

Stewards:
Wladimir PASTUSCHUK Francisco LALAGUNA Roberto MENÉNDEZ

Timekeeper:
Alberto Estébanez

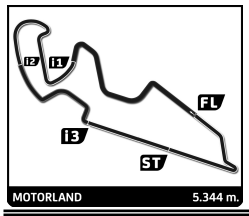

Toyota GR Cup Spain

ROUND 1 - MOTORLAND

RACE 2 (25 Minutes +1 Lap)

Final Classification

	No	Driver	Nat	Team	Car	Cl.	Laps	Total Time	Gap	Kph	Best Lap Lap	Best Lap Time	Best Lap Kph
1	33	Felix APARICIO	ESP	VSR MOTORSPORT	Toyota GR86		12	**29:26.701**	-	130.7	3	**2:26.134**	131.6
2	41	Ivan RIERA	ESP	EFICAR TEAM	Toyota GR86		12	**29:29.392**	+2.691	130.5	4	**2:25.966**	131.8
3	14	Ignacio RODRIGUEZ	ESP	AVIASTEC_RACING	Toyota GR86		12	**29:44.808**	+18.107	129.3	7	**2:26.718**	131.1
4	12	Luis Carlos PEREZ	MEX	RX PRORACING	Toyota GR86		12	**29:47.741**	+21.040	129.1	9	**2:27.404**	130.5
5	30	Marcos DE DIEGO	ESP	EFICAR TEAM	Toyota GR86		12	**29:49.350**	+22.649	129.0	2	**2:27.612**	130.3
6	70	Santiago CASTILLA	ESP	EFICAR TEAM	Toyota GR86		12	**29:49.525**	+22.824	129.0	11	**2:27.491**	130.4
7	4	Jose Antonio CHICO	ESP	VSR MOTORSPORT	Toyota GR86		12	**29:49.889**	+23.188	129.0	5	**2:27.459**	130.5
8	77	Agustín ARCE	ESP	VSR MOTORSPORT	Toyota GR86		12	**29:49.994**	+23.293	129.0	8	**2:26.608**	131.2
9	23	Antonio ALBACETE	ESP	ME-PRE	Toyota GR86		12	**29:51.319**	+24.618	128.9	2	**2:26.788**	131.1
10	9	Miguel VILLACIEROS	ESP	MOTORISMO RACING TEAM	Toyota GR86		12	**29:53.698**	+26.997	128.7	10	**2:27.634**	130.3
11	86	Sergí FRANCOLÍ	ESP	RX PRORACING	Toyota GR86		12	**29:54.140**	+27.439	128.7	9	**2:27.501**	130.4
12	80	Óscar CANALES	ESP	ME-PRE	Toyota GR86		12	**30:31.689**	+1:04.988	126.0	10	**2:31.063**	127.4

Not classified

	19	Adrian BENITO	ESP	RX PRORACING	Toyota GR86		2	**5:18.838**			

Pole Position:		Felix APARICIO	**2:23.783**	133.8 Kph
Fastest Lap:	Lap4	Ivan RIERA	**2:25.966**	131.8 Kph

CAR #9, #23 & #86 - TIME PENALTY OF 5 SECONDS - TRACK LIMITS
CAR #41 - TIME PENALTY OF 5 SECONDS - Art. 13.15 del Reglamento Deportivo de TOYOTA GR CUP - STEWARDS DECISION N°11
CAR #14 - TIME PENALTY OF 5 SECONDS - Art. 18.17 del RDVC - STEWARDS DECISION N°12
CAR #77 - TIME PENALTY OF 5 SECONDS - Art. 18.17 del RDVC - STEWARDS DECISION N°13
CAR #77 - TIME PENALTY OF 5 SECONDS - Art. 14.2.d del RDVC - STEWARDS DECISION N°14

Published at: .....

Track Status: **DRY**

Stewards:
Wladimir PASTUSCHUK Francisco LALAGUNA Roberto MENÉNDEZ

Timekeeper:
Alberto Estébanez

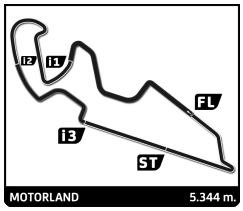

Toyota GR Cup Spain

ROUND 1 - MOTORLAND

RACE 2

Best Sector Times

	Sector 1			Sector 2			Sector 3			Sector 4							
Pos	No	Driver	Time	No	Driver	Time	No	Driver	Time	No	Driver	Time	Pos	No	Ideal Lap	Best Lap	
1	33	F.APARICIO	37.402	41	I.RIERA	37.875	41	I.RIERA	24.228	14	I.RODRIGUEZ	45.727	1	41	2:25.674	2:25.966	(1)
2	41	I.RIERA	37.442	14	I.RODRIGUEZ	38.108	33	F.APARICIO	24.293	70	S.CASTILLA	45.727	2	33	2:25.815	2:26.134	(2)
3	77	A.ARCE	37.596	30	M.DE DIEGO	38.131	70	S.CASTILLA	24.296	86	S.FRANCOLÍ	45.746	3	77	2:26.172	2:26.608	(3)
4	4	J.CHICO	37.794	33	F.APARICIO	38.145	19	A.BENITO	24.324	23	A.ALBACETE	45.840	4	14	2:26.216	2:26.718	(4)
5	14	I.RODRIGUEZ	37.818	86	S.FRANCOLÍ	38.219	77	A.ARCE	24.333	77	A.ARCE	45.959	5	23	2:26.551	2:26.788	(5)
6	30	M.DE DIEGO	37.936	77	A.ARCE	38.284	23	A.ALBACETE	24.450	33	F.APARICIO	45.975	6	30	2:26.612	2:27.612	(10)
7	23	A.ALBACETE	37.947	23	A.ALBACETE	38.314	9	M.VILLACIEROS	24.463	30	M.DE DIEGO	46.080	7	70	2:26.649	2:27.491	(8)
8	9	M.VILLACIEROS	37.964	9	M.VILLACIEROS	38.355	30	M.DE DIEGO	24.465	41	I.RIERA	46.129	8	86	2:26.741	2:27.501	(9)
9	12	L.PEREZ	37.979	12	L.PEREZ	38.423	4	J.CHICO	24.492	12	L.PEREZ	46.132	9	4	2:26.947	2:27.459	(7)
10	70	S.CASTILLA	38.001	4	J.CHICO	38.474	14	I.RODRIGUEZ	24.563	4	J.CHICO	46.187	10	9	2:27.039	2:27.634	(11)
11	86	S.FRANCOLÍ	38.014	19	A.BENITO	38.573	12	L.PEREZ	24.670	9	M.VILLACIEROS	46.257	11	12	2:27.204	2:27.404	(6)
12	80	Ó.CANALES	38.321	70	S.CASTILLA	38.625	86	S.FRANCOLÍ	24.762	19	A.BENITO	46.592	12	19	2:28.864		
13	19	A.BENITO	39.375	80	Ó.CANALES	39.334	80	Ó.CANALES	25.100	80	Ó.CANALES	47.102	13	80	2:29.857	2:31.063	(12)

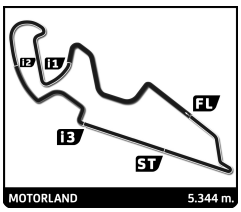

Toyota GR Cup Spain

ROUND 1 - MOTORLAND

RACE 2

Best Top Speed

				Top 1		Top 2		Top 3		Top 4		Top 5		
No	**Driver**	**Team**	**Class**	**Kph**	**Lap**	**Kph**	**Lap**	**Kph**	**Lap**	**Kph**	**Lap**	**Kph**	**Lap**	**Avg**
86	Sergí FRANCOLÍ	RX PRORACING		**195.7**	6	194.2	8	193.9	12	193.9	4	192.9	11	194,1
70	Santiago CASTILLA	EFICAR TEAM		**195.3**	1	194.9	4	194.6	3	193.9	8	193.9	6	194,5
23	Antonio ALBACETE	ME-PRE		**194.9**	6	190.5	9	189.8	8	189.8	7	189.5	2	190,9
4	Jose Antonio CHICO	VSR MOTORSPORT		**193.9**	3	192.5	7	191.8	11	191.2	12	190.1	8	191,9
9	Miguel VILLACIEROS	MOTORISMO RACING TEAM		**193.9**	2	193.5	4	193.2	6	192.5	7	191.8	3	193,0
77	Agustín ARCE	VSR MOTORSPORT		**193.9**	3	191.5	2	190.8	4	190.8	1	189.1	8	191,2
14	Ignacio RODRIGUEZ	AVIASTEC_RACING		**193.5**	8	193.2	1	192.2	7	191.8	2	191.2	5	192,4
12	Luis Carlos PEREZ	RX PRORACING		**193.2**	7	190.8	10	190.8	5	190.5	11	190.5	6	191,2
30	Marcos DE DIEGO	EFICAR TEAM		**192.5**	1	192.2	12	192.2	3	191.2	2	189.5	4	191,5
19	Adrian BENITO	RX PRORACING		**191.5**	1	168.2	2							179,9
33	Felix APARICIO	VSR MOTORSPORT		**189.1**	4	189.1	2	188.8	3	188.5	10	188.5	8	188,8
41	Ivan RIERA	EFICAR TEAM		**188.5**	11	188.5	8	188.2	10	188.2	6	187.8	12	188,2
80	Óscar CANALES	ME-PRE		**185.2**	10	185.2	7	184.9	3	184.6	9	184.6	6	184,9

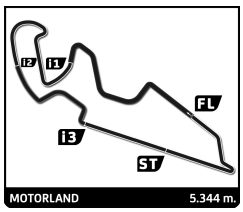

Toyota GR Cup Spain

ROUND 1 - MOTORLAND

RACE 2

Lap Chart

No	Pos	Grid	Lap 1	2	3	4	5	6	7	8	9	10	11	12
33	**1**	33	41	41	41	41	41	41	41	41	41	41	41	41
41	**2**	41	33	33	33	33	33	33	33	33	33	33	33	33
19	**3**	19	23	23	23	23	77	77	77	77	14	14	14	14
77	**4**	77	14	14	14	14	14	14	14	14	77	77	77	77
23	**5**	23	77	77	77	77	30	30	30	30	30	30	23	23
14	**6**	14	19	30	30	30	9	9	9	9	9	9	12	12
30	**7**	30	30	9	86	9	86	86	23	23	23	23	30	9
9	**8**	9	9	86	9	86	70	23	86	12	12	12	86	86
12	**9**	12	86	4	4	70	23	70	12	70	70	86	9	30
86	**10**	86	4	70	70	12	12	12	70	86	86	70	70	70
4	**11**	4	70	12	12	4	4	4	4	4	4	4	4	4
80	**12**	80	12	80	80	80	80	80	80	80	80	80	80	80
70	**13**	70	80	19										

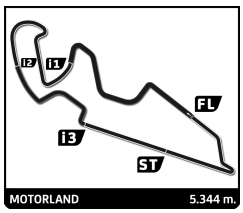

Toyota GR Cup Spain

ROUND 1 - MOTORLAND

RACE 2

Fastest Lap Sequence

Elapsed	No	Driver	Team	Car	Class	Time	Kph	Lap
4:55.833	**41**	**Ivan RIERA**	EFICAR TEAM	Toyota GR86		**2:26.208**	131.6	2
7:21.851	**41**	**Ivan RIERA**	EFICAR TEAM	Toyota GR86		**2:26.018**	131.8	3
9:47.817	**41**	**Ivan RIERA**	EFICAR TEAM	Toyota GR86		**2:25.966**	131.8	4

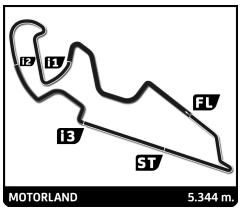

Toyota GR Cup Spain
ROUND 1 - MOTORLAND
RACE 2

Analysis by lap

Lapped

Lap 1

No	Lap Time	Gap
41	2:29.625	0.000
33	2:30.761	1.136
23	2:31.231	1.606
14	2:31.751	2.126
77	2:32.409	2.784
19	2:32.531	2.906
30	2:32.663	3.038
9	2:33.110	3.485
86	2:33.537	3.912
4	2:34.077	4.452
70	2:34.752	5.127
12	2:34.930	5.305
80	2:42.882	13.257

Lap 2

No	Lap Time	Gap
41	2:26.208	
33	2:26.417	1.345
23	2:26.788	2.186
14	2:26.714	2.632
77	2:27.072	3.648
30	2:27.612	4.442
9	2:27.359	4.636
86	2:28.009	5.713
4	2:28.191	6.435
70	2:27.814	6.733
12	2:29.656	8.753
80	2:30.129	17.178
19	2:46.307	23.005

Lap 3

No	Lap Time	Gap
41	2:26.018	
33	2:26.134	1.461
23	2:28.304	4.472
14	2:28.094	4.708
77	2:27.283	4.913
30	2:29.802	8.226
86	2:28.649	8.344
9	2:30.114	8.732
4	2:28.793	9.210
70	2:28.616	9.331
12	2:27.472	10.207
80	2:32.383	23.543

Lap 4

No	Lap Time	Gap
41	2:25.966	
33	2:26.559	2.054
23	2:29.991	8.497
14	2:30.145	8.887
77	2:30.277	9.224
30	2:28.617	10.877
9	2:28.402	11.168
86	2:29.029	11.407
70	2:28.341	11.706
12	2:28.238	12.479
4	2:31.765	15.009
80	2:31.726	29.303

Lap 5

No	Lap Time	Gap
41	2:26.366	
33	2:26.710	2.398
77	2:27.523	10.381
14	2:28.250	10.771
30	2:28.246	12.757
9	2:28.237	13.039
86	2:28.339	13.380
70	2:28.453	13.793
23	2:32.481	14.612
12	2:28.781	14.894
4	2:27.459	16.102
80	2:32.219	35.156

Lap 6

No	Lap Time	Gap
41	2:26.573	
33	2:27.250	3.075
77	2:27.030	10.838
14	2:27.142	11.340
30	2:27.981	14.165
9	2:28.033	14.499
86	2:27.880	14.687
23	2:27.258	15.297
70	2:28.221	15.441
12	2:27.839	16.160
4	2:27.554	17.083
80	2:31.545	40.128

Lap 7

No	Lap Time	Gap
41	2:26.651	
33	2:27.096	3.520
77	2:26.790	10.977
14	2:26.718	11.407
30	2:28.144	15.658
9	2:28.050	15.898
23	2:28.748	17.394
86	2:29.521	17.557
12	2:28.769	18.278
70	2:29.627	18.417
4	2:28.382	18.814
80	2:31.652	45.129

Lap 8

No	Lap Time	Gap
41	2:26.203	
33	2:27.063	4.380
77	2:26.608	11.382
14	2:26.862	12.066
30	2:27.994	17.449
9	2:28.617	18.312
23	2:28.264	19.455
12	2:28.521	20.596
70	2:29.110	21.324
86	2:31.377	22.731
4	2:30.474	23.085
80	2:31.926	50.852

Lap 9

No	Lap Time	Gap
41	2:26.537	
33	2:27.342	5.185
14	2:27.360	12.889
77	2:28.288	13.133
30	2:28.400	19.312
9	2:28.475	20.250
23	2:27.907	20.825
12	2:27.404	21.463
70	2:28.454	23.241
86	2:27.501	23.695
4	2:28.394	24.942
80	2:32.598	56.913

Lap 10

No	Lap Time	Gap
41	2:26.501	
33	2:26.921	5.605
14	2:28.031	14.419
77	2:28.037	14.669
30	2:27.911	20.722
9	2:27.634	21.383
23	2:28.235	22.559
12	2:28.049	23.011
86	2:28.108	25.302
70	2:30.111	26.851
4	2:28.981	27.422
80	2:31.063	1:01.475

Lap 11

No	Lap Time	Gap
41	2:26.310	
33	2:27.455	6.750
14	2:29.004	17.113
77	2:29.004	17.363
23	2:29.180	25.429
12	2:29.448	26.149
30	2:31.978	26.390
86	2:27.779	26.771
9	2:31.978	27.051
70	2:27.491	28.032
4	2:27.864	28.976
80	2:31.979	1:07.144

Lap 12

No	Lap Time	Gap
41	2:26.434	
33	2:26.993	7.309
14	2:29.737	20.416
77	2:29.673	20.602
23	2:27.932	26.927
12	2:28.634	28.349
9	2:28.689	29.306
86	2:29.411	29.748
30	2:30.002	29.958
70	2:28.535	30.133
4	2:27.955	30.497
80	2:31.587	1:12.297

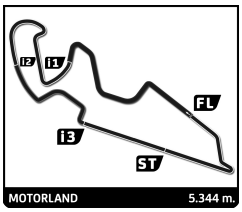

Toyota GR Cup Spain

ROUND 1 - MOTORLAND

RACE 2

Flag Analysis

	Flag	Time
	GREEN FLAG	15:04:05.940
	CHEQUERED FLAG	15:33:25.332

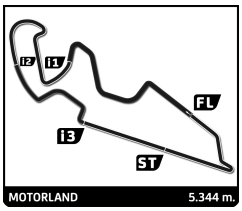

Toyota GR Cup Spain
ROUND 1 - MOTORLAND
RACE 2

Sector Analysis

__ Invalidated Lap Personal Best Session Best **B** Crossing the pit lane

4 Jose Antonio CHICO — ESP
VSR MOTORSPORT — Toyota GR86

Lap	Time	Sector 1	Sector 2	Sector 3	Sector 4	T.Spd
1	2:34.077	44.207	38.847	24.492	46.531	189.8
2	2:28.191	38.034	39.179	24.495	46.483	189.1
3	2:28.793	37.794	39.295	25.217	46.487	193.9
4	2:31.765	40.443	39.429	24.671	47.222	186.5
5	2:27.459	37.932	38.577	24.763	46.187	189.8
6	2:27.554	37.970	38.668	24.590	46.326	189.8
7	2:28.382	38.140	38.654	25.182	46.406	192.5
8	2:30.474	38.923	39.497	25.194	46.860	190.1
9	2:28.394	38.063	38.917	24.862	46.552	189.1
10	2:28.981	38.491	38.688	25.128	46.674	187.2
11	2:27.864	37.953	38.474	24.968	46.469	191.8
12	2:27.955	37.993	38.787	24.875	46.300	191.2

9 Miguel VILLACIEROS — ESP
MOTORISMO RACING TEAM — Toyota GR86

Lap	Time	Sector 1	Sector 2	Sector 3	Sector 4	T.Spd
1	2:33.110	43.266	39.003	24.463	46.378	190.1
2	2:27.359	38.175	38.355	24.486	46.343	193.9
3	2:30.114	37.964	39.516	26.319	46.315	191.8
4	2:28.402	37.960	39.214	24.939	46.289	193.5
5	2:28.237	38.267	38.611	24.768	46.591	191.2
6	2:28.033	38.124	38.631	24.932	46.346	193.2
7	2:28.050	38.293	38.774	24.694	46.289	192.5
8	2:28.617	38.237	39.029	24.857	46.494	189.1
9	2:28.475	38.165	38.830	24.546	46.934	187.2
10	2:27.634	38.182	38.456	24.739	46.257	189.5
11	2:31.978	38.260	39.560	26.688	47.470	185.6
12	2:28.689	38.190	38.847	24.964	46.688	189.8

12 Luis Carlos PEREZ — MEX
RX PRORACING — Toyota GR86

Lap	Time	Sector 1	Sector 2	Sector 3	Sector 4	T.Spd
1	2:34.930	44.543	38.836	24.870	46.681	190.1
2	2:29.656	38.557	39.202	25.311	46.586	187.2
3	2:27.472	37.979	38.448	24.782	46.263	187.2
4	2:28.238	38.248	38.784	24.787	46.419	190.1
5	2:28.781	39.202	38.423	24.783	46.373	190.8
6	2:27.839	38.148	38.784	24.670	46.237	190.5
7	2:28.769	38.346	38.756	25.420	46.247	193.2
8	2:28.521	38.760	38.821	24.808	46.132	189.8
9	2:27.404	37.994	38.491	24.760	46.159	189.5
10	2:28.049	37.980	38.478	25.344	46.247	190.8
11	2:29.448	38.125	38.564	26.103	46.656	190.5
12	2:28.634	38.127	39.209	24.797	46.501	187.8

14 Ignacio RODRIGUEZ — ESP
AVIASTEC_RACING — Toyota GR86

Lap	Time	Sector 1	Sector 2	Sector 3	Sector 4	T.Spd
1	2:31.751	42.778	38.211	24.563	46.199	193.2
2	2:26.714	37.905	38.108	24.604	46.097	191.8
3	2:28.094	38.092	38.389	25.530	46.083	190.1
4	2:30.145	38.862	39.725	25.491	46.067	191.2
5	2:28.250	38.718	38.701	24.780	46.051	191.2
6	2:27.142	37.857	38.372	24.805	46.108	189.1
7	2:26.718	37.818	38.471	24.702	45.727	192.2
8	2:26.862	37.829	38.333	24.630	46.070	193.5
9	2:27.360	37.944	38.449	24.709	46.258	188.2
10	2:28.031	38.487	38.284	24.894	46.366	190.5
11	2:29.004	38.327	38.908	25.595	46.174	189.8
12	2:29.737	38.050	38.958	25.582	47.147	187.2

19 Adrian BENITO — ESP
RX PRORACING — Toyota GR86

Lap	Time	Sector 1	Sector 2	Sector 3	Sector 4	T.Spd
1	2:32.531	43.042	38.573	24.324	46.592	191.5
2	2:46.307 B	39.375	41.865	25.935	59.132	168.2

23 Antonio ALBACETE — ESP
ME-PRE — Toyota GR86

Lap	Time	Sector 1	Sector 2	Sector 3	Sector 4	T.Spd
1	2:31.231	41.875	38.314	24.450	46.592	187.8
2	2:26.788	37.947	38.368	24.450	46.023	189.5
3	2:28.304	38.098	38.705	25.104	46.397	188.8
4	2:29.991	39.066	39.172	24.870	46.883	186.9
5	2:32.481	42.635	38.638	24.664	46.544	188.8
6	2:27.258	38.123	38.715	24.580	45.840	194.9
7	2:28.748	38.185	38.835	25.202	46.526	189.8
8	2:28.264	38.568	38.796	24.784	46.116	189.8
9	2:27.907	38.154	38.738	24.630	46.385	190.5
10	2:28.235	38.164	38.785	25.102	46.184	188.2
11	2:29.180	38.074	38.665	25.781	46.660	187.5
12	2:27.932	38.291	38.436	24.805	46.400	187.2

30 Marcos DE DIEGO — ESP
EFICAR TEAM — Toyota GR86

Lap	Time	Sector 1	Sector 2	Sector 3	Sector 4	T.Spd
1	2:32.663	42.725	39.140	24.465	46.333	192.5
2	2:27.612	38.356	38.131	24.618	46.507	191.2
3	2:29.802	37.936	40.628	25.158	46.080	192.2
4	2:28.617	38.097	39.438	24.764	46.318	189.5
5	2:28.246	38.315	38.564	24.742	46.625	187.5
6	2:27.981	38.060	38.725	24.835	46.361	188.8
7	2:28.144	38.163	38.801	24.859	46.321	188.5
8	2:27.994	38.078	38.630	24.788	46.498	187.5
9	2:28.400	38.250	38.634	24.732	46.784	185.9
10	2:27.911	38.154	38.538	24.951	46.268	187.2
11	2:31.978	38.479	39.949	26.013	47.537	184.6
12	2:30.002	38.046	39.638	25.487	46.831	192.2

33 Felix APARICIO — ESP
VSR MOTORSPORT — Toyota GR86

Lap	Time	Sector 1	Sector 2	Sector 3	Sector 4	T.Spd
1	2:30.761	41.365	38.501	24.293	46.602	188.5
2	2:26.417	37.660	38.392	24.333	46.032	189.1
3	2:26.134	37.402	38.145	24.481	46.106	188.8
4	2:26.559	37.645	38.358	24.452	46.104	189.1
5	2:26.710	37.589	38.559	24.587	45.975	188.5
6	2:27.250	37.827	38.547	24.694	46.182	188.5
7	2:27.096	37.705	38.556	24.710	46.125	188.5
8	2:27.063	37.797	38.272	24.677	46.317	188.5
9	2:27.342	37.960	38.415	24.525	46.442	186.9
10	2:26.921	37.698	38.349	24.717	46.157	188.5
11	2:27.455	38.169	38.445	24.717	46.124	187.5
12	2:26.993	37.702	38.323	24.590	46.378	187.8

41 Ivan RIERA — ESP
EFICAR TEAM — Toyota GR86

Lap	Time	Sector 1	Sector 2	Sector 3	Sector 4	T.Spd
1	2:29.625	40.931	37.887	24.387	46.420	187.8

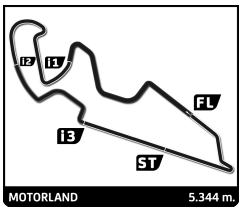

Toyota GR Cup Spain
ROUND 1 - MOTORLAND
RACE 2

Sector Analysis

__ Invalidated Lap Personal Best Session Best **B** Crossing the pit lane

Lap	Time	Sector 1	Sector 2	Sector 3	Sector 4	T.Spd
2	2:26.208	37.626	37.938	24.245	46.399	187.5
3	2:26.018	37.527	37.919	24.261	46.311	187.2
4	2:25.966	37.442	37.956	24.228	46.340	187.5
5	2:26.366	37.528	37.977	24.413	46.448	187.2
6	2:26.573	37.897	38.039	24.397	46.240	188.2
7	2:26.651	37.794	37.989	24.433	46.435	187.5
8	2:26.203	37.620	37.990	24.464	46.129	188.5
9	2:26.537	37.761	37.934	24.375	46.467	187.5
10	2:26.501	37.763	37.982	24.601	46.155	188.2
11	2:26.310	37.720	37.875	24.536	46.179	188.5
12	2:26.434	37.521	37.996	24.540	46.377	187.8

70 **Santiago CASTILLA** ESP
EFICAR TEAM Toyota GR86

Lap	Time	Sector 1	Sector 2	Sector 3	Sector 4	T.Spd
1	2:34.752	44.732	39.085	24.969	45.966	195.3
2	2:27.814	38.024	39.596	24.296	45.898	193.2
3	2:28.616	38.056	38.914	25.401	46.245	194.6
4	2:28.341	38.335	39.343	24.673	45.990	194.9
5	2:28.453	39.200	38.625	24.704	45.924	191.8
6	2:28.221	38.223	38.853	24.804	46.341	193.9
7	2:29.627	38.415	39.203	25.398	46.611	191.5
8	2:29.110	38.759	39.833	24.791	45.727	193.9
9	2:28.454	38.839	39.019	24.624	45.972	191.8
10	2:30.111	39.815	38.832	25.073	46.391	190.5
11	2:27.491	38.001	38.687	25.014	45.789	193.5
12	2:28.535	38.249	39.043	25.016	46.227	189.5

77 **Agustín ARCE** ESP
VSR MOTORSPORT Toyota GR86

Lap	Time	Sector 1	Sector 2	Sector 3	Sector 4	T.Spd
1	2:32.409	42.261	38.346	24.458	47.344	190.8
2	2:27.072	38.090	38.407	24.333	46.242	191.5
3	2:27.283	37.765	38.310	25.193	46.015	193.9
4	2:30.277	38.943	38.970	25.727	46.637	190.8
5	2:27.523	38.041	38.512	24.516	46.454	187.2
6	2:27.030	37.631	38.632	24.564	46.203	189.1
7	2:26.790	37.764	38.395	24.537	46.094	187.8
8	2:26.608	37.596	38.522	24.531	45.959	189.1
9	2:28.288	37.853	38.659	24.902	46.874	186.5
10	2:28.037	37.879	38.284	24.573	47.301	187.5
11	2:29.004	38.204	38.832	25.240	46.728	186.9
12	2:29.673	38.049	38.927	25.025	47.672	185.6

80 **Óscar CANALES** ESP
ME-PRE Toyota GR86

Lap	Time	Sector 1	Sector 2	Sector 3	Sector 4	T.Spd
1	2:42.882	45.046	39.334	25.468	53.034	157.2
2	2:30.129	38.321	39.411	25.100	47.297	184.0
3	2:32.383	40.030	39.602	25.617	47.134	184.9
4	2:31.726	39.205	39.772	25.163	47.586	184.6
5	2:32.219	39.204	39.663	25.696	47.656	184.0
6	2:31.545	38.549	39.833	25.848	47.315	184.6
7	2:31.652	38.885	39.706	25.669	47.392	185.2
8	2:31.926	38.784	39.619	25.474	48.049	183.4
9	2:32.598	39.419	39.897	25.828	47.454	184.6
10	2:31.063	38.927	39.552	25.390	47.194	185.2
11	2:31.979	38.758	39.357	25.941	47.923	183.7
12	2:31.587	39.396	39.648	25.441	47.102	184.3

86 **Sergí FRANCOLÍ** ESP
RX PRORACING Toyota GR86

Lap	Time	Sector 1	Sector 2	Sector 3	Sector 4	T.Spd
1	2:33.537	43.577	38.892	24.823	46.245	191.5
2	2:28.009	38.428	38.545	24.841	46.195	190.1
3	2:28.649	38.030	38.705	25.386	46.528	188.8
4	2:29.029	39.138	38.733	25.088	46.070	193.9
5	2:28.339	38.483	38.491	25.003	46.362	189.8
6	2:27.880	38.141	38.665	24.993	46.081	195.7
7	2:29.521	38.212	39.206	25.667	46.436	191.5
8	2:31.377	39.805	39.881	25.644	46.047	194.2
9	2:27.501	38.014	38.625	25.116	45.746	192.2
10	2:28.108	38.976	38.372	24.762	45.998	189.1
11	2:27.779	38.268	38.219	24.841	46.451	192.9
12	2:29.411	38.996	38.581	25.532	46.302	193.9

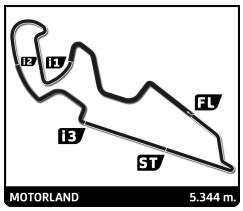

Toyota GR Cup Spain

ROUND 1 - MOTORLAND

RACE 2

Track Limits Analysis

No	Driver	Team	T.L. Nr	Camera	Lap	Time
4	Jose Antonio CHICO	VSR MOTORSPORT	1	Turn 1	12	15:31:46.871
4	Jose Antonio CHICO	VSR MOTORSPORT	2	Turn 1	12	15:31:46.871
					Total Infractions:	**2**
9	Miguel VILLACIEROS	MOTORISMO RACING TEAM	1	Turn 5	2	15:07:14.798
9	Miguel VILLACIEROS	MOTORISMO RACING TEAM	2	Turn 5	4	15:12:12.323
9	Miguel VILLACIEROS	MOTORISMO RACING TEAM	3	Turn 7	8	15:22:16.813
9	Miguel VILLACIEROS	MOTORISMO RACING TEAM	4	Turn 7	11	15:29:41.876
9	Miguel VILLACIEROS	MOTORISMO RACING TEAM	5	Turn 12	11	15:30:21.087
9	Miguel VILLACIEROS	MOTORISMO RACING TEAM	6	Turn 5	12	15:32:01.665
					Total Infractions:	**6**
12	Luis Carlos PEREZ	RX PRORACING	1	Turn 5	8	15:22:06.333
12	Luis Carlos PEREZ	RX PRORACING	2	Turn 9	12	15:32:27.460
					Total Infractions:	**2**
14	Ignacio RODRIGUEZ	AVIASTEC_RACING	1	Turn 5	2	15:07:12.736
14	Ignacio RODRIGUEZ	AVIASTEC_RACING	2	Turn 12	12	15:32:41.684
					Total Infractions:	**2**
23	Antonio ALBACETE	ME-PRE	1	Turn 5	3	15:09:38.595
23	Antonio ALBACETE	ME-PRE	2	Turn 5	4	15:12:07.724
23	Antonio ALBACETE	ME-PRE	3	Turn 5	6	15:17:09.332
23	Antonio ALBACETE	ME-PRE	4	Turn 5	7	15:19:37.012
23	Antonio ALBACETE	ME-PRE	5	Turn 5	9	15:24:33.933
23	Antonio ALBACETE	ME-PRE	6	Turn 5	10	15:27:01.807
					Total Infractions:	**6**
30	Marcos DE DIEGO	EFICAR TEAM	1	Turn 7	3	15:09:56.211
30	Marcos DE DIEGO	EFICAR TEAM	2	Turn 5	4	15:12:11.067
					Total Infractions:	**2**
70	Santiago CASTILLA	EFICAR TEAM	1	Turn 9	2	15:07:43.117
70	Santiago CASTILLA	EFICAR TEAM	2	Turn 5	5	15:14:40.863
70	Santiago CASTILLA	EFICAR TEAM	3	Turn 9	6	15:17:36.320
					Total Infractions:	**3**
77	Agustín ARCE	VSR MOTORSPORT	1	Turn 1	12	15:31:35.286
77	Agustín ARCE	VSR MOTORSPORT	2	Turn 12	12	15:32:41.684
					Total Infractions:	**2**
80	Óscar CANALES	ME-PRE	1	Turn 7	2	15:07:36.675
					Total Infractions:	**1**
86	Sergí FRANCOLÍ	RX PRORACING	1	Turn 5	2	15:07:14.798
86	Sergí FRANCOLÍ	RX PRORACING	2	Turn 5	4	15:12:12.323
86	Sergí FRANCOLÍ	RX PRORACING	3	Turn 5	8	15:22:06.333
86	Sergí FRANCOLÍ	RX PRORACING	4	Turn 5	10	15:27:06.004
86	Sergí FRANCOLÍ	RX PRORACING	5	Turn 5	12	15:32:01.665
					Total Infractions:	**5**

Published at: .....

TOTAL TRACK LIMITS: **31**

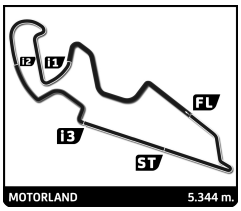

ROUND 1 - MOTORLAND

Toyota GR Cup Spain

RACE 2

Weather Report

Air Temperature

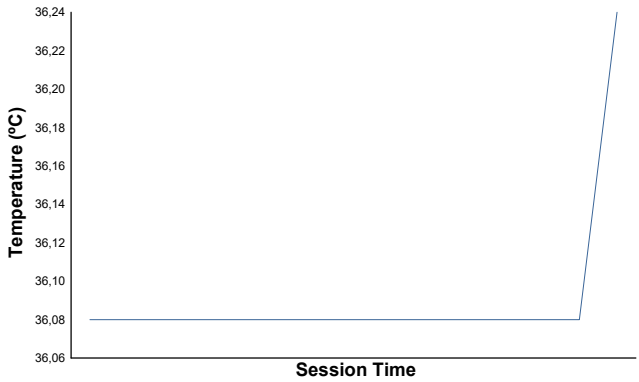

Track Temperature

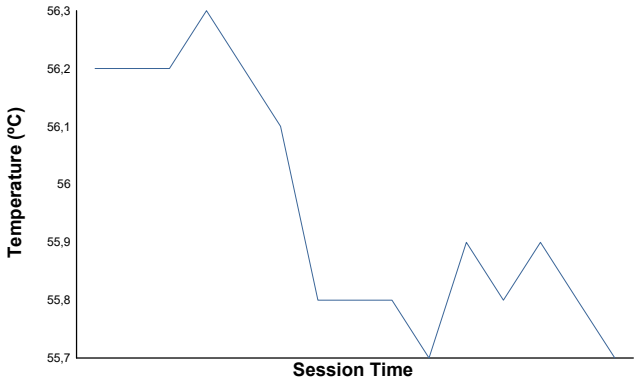

Humidity

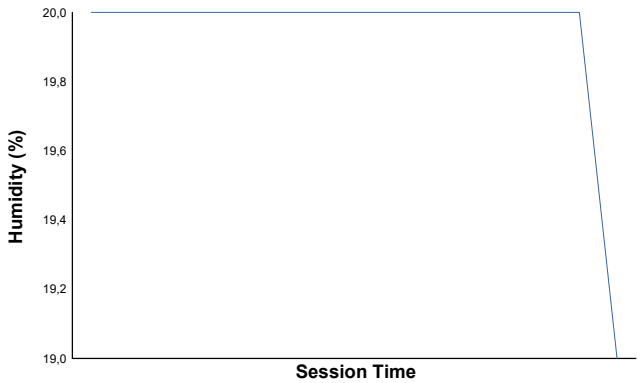

Pressure

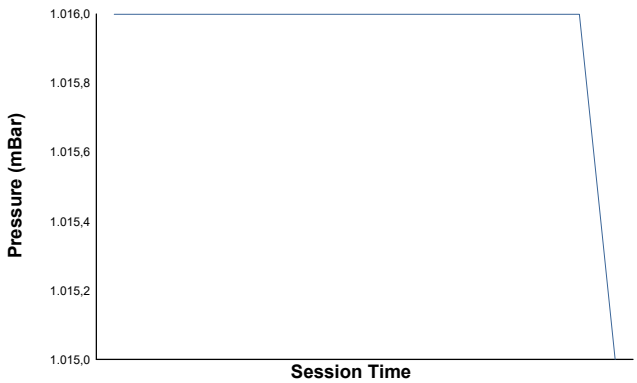

Wind Speed

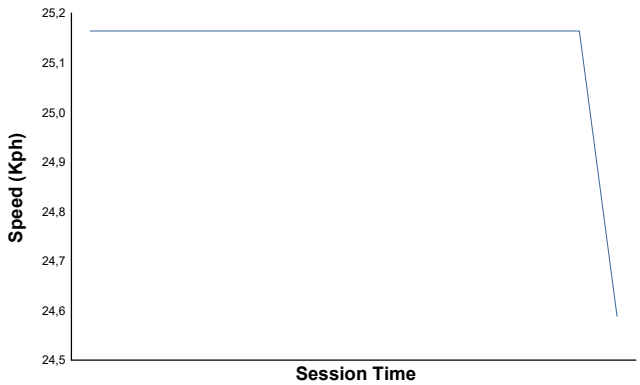

Wind Direction

North=0º/360º East=90º South=180º West=270º

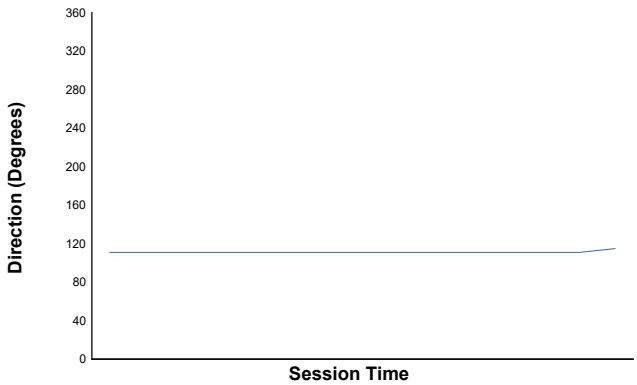

Track Status: **DRY**

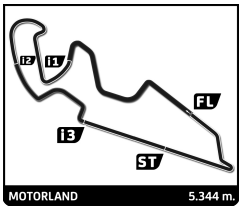

Toyota GR Cup Spain
ROUND 1 - MOTORLAND
RACE 2

Provisional Race Director Report

Hour	Flag	Message
14:50:00		PIT LANE ABIERTO
14:55:01		5 MINUTOS - PIT LANE CERRADO
14:57:03		3 MINUTOS
14:59:01		1 MINUTO
14:59:49		15 SEGUNDOS
15:00:09		INICIO VUELTA DE FORMACIÓN
15:09:15		COCHE 30 BAJO INVESTIGACIÓN - FALSA SALIDA
15:17:44		WARNING FLAG CAR 23
15:17:53		WARNING FLAG CAR 23 TRACK LIMITS
15:18:07		WARNING FLAG CAR 70 TRACK LIMITS
15:22:55		WARNING FLAG CAR 86 TRACK LIMITS
15:23:00		WARNING FLAG CAR 12 TRACK LIMITS
15:23:58		WARNING FLAG CAR 12 TRACK LIMITS (NO WARNING)
15:24:11		WARNING FLAG CAR 9 TRACK LIMITS (NO WARNING)
15:24:16		WARNING FLAG CAR 9 TRACK LIMITS
15:25:18		5 SEGUNDOS COCHE 23 - TRACK LIMITS
15:30:32		COCHE 77 ADELANTAMIENTO FUERA DE LOS LÍMITES DE PISTA - BAJO INVESTIGACIÓN
15:31:30		ÚLTIMA VUELTA
15:32:00		5 SEGUNDOS COCHE 9 - TRACK LIMITS
15:33:26		CHEQUERED FLAG
15:33:57		5 SEGUNDOS CAR 86 -TRACK LIMITS
15:34:48		PIT LANE WILL OPEN AT 15:45 RACE 3 F4

Published at: .....

Race Director:	Timekeeper:
David RODRÍGUEZ	Alberto Estébanez