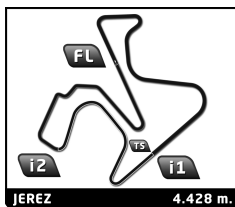




5 y 6 de octubre

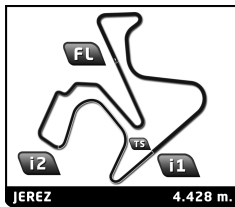


# F4Spain ROUND 6 - JEREZ PREVIOUS TEST 1

## Sector Analysis

_ Invalidated Lap							■ Personal Best							■ Session Best							B Crossing the pit lane																																																																																																																																																											
Lap	Time	Sector 1	Sector 2	Sector 3	T.Sp	Elapsed	Lap	Time	Sector 1	Sector 2	Sector 3	T.Sp	Elapsed	Lap	Time	Sector 1	Sector 2	Sector 3	T.Sp	Elapsed	Lap	Time	Sector 1	Sector 2	Sector 3	T.Sp	Elapsed																																																																																																																																																					
<b>3</b>	Griffin PEEBLES AUS							5	1:46.788	41.118	29.743	35.927	198.2	9:57.628	6	<u>1:46.660</u>	<u>40.970</u>	29.788	35.902	198.5	11:44.288	7	<u>1:47.095</u>	<u>41.226</u>	29.818	<u>36.051</u>	198.2	13:31.383	8	4:07.678 B	42.346	30.993	2:54.339	192.5	17:39.061	9	<u>1:56.671</u>	50.056	30.044	<u>36.571</u>	199.6	19:35.732	10	<u>1:47.998</u>	42.165	29.864	<u>35.969</u>	198.5	21:23.730	11	1:56.755	44.277	34.393	38.085	144.6	23:20.485	12	1:46.926	41.492	29.700	35.734	199.6	25:07.411	13	6:38.675 B	40.999	30.408	5:27.268	200.0	31:46.086	14	2:02.613	52.874	32.223	37.516	171.2	33:48.699	15	1:48.347	42.388	30.021	35.938	190.5	35:37.046	16	1:46.042	40.926	29.512	35.604	198.5	37:23.088	17	<u>1:45.747</u>	40.775	<u>29.486</u>	<u>35.486</u>	201.5	39:08.835	18	1:45.845	<u>40.688</u>	29.573	35.584	201.5	40:54.680	19	<u>1:48.639</u>	<u>41.044</u>	31.089	36.506	198.9	42:43.319	20	<u>1:46.918</u>	<u>41.503</u>	29.704	<u>35.711</u>	203.4	44:30.237	21	<u>1:46.820</u>	<u>41.387</u>	29.797	35.636	194.2	46:17.057	22	<u>1:46.040</u>	<u>41.167</u>	29.531	<u>35.342</u>	200.0	48:03.097	23	<u>1:47.983</u>	<u>41.849</u>	30.506	<u>35.628</u>	191.8	49:51.080																																				
<b>4</b>	Juan COTA ESP							<b>7</b>	Maciej GLADYSZ POL							1	2:54.260 B	1:27.985	32.683	53.592	184.9	2:54.260	2	2:16.866 B	52.828	29.784	54.254	193.9	5:11.126	3	2:08.494	1:03.578	29.382	35.534	201.1	7:19.620	4	1:45.098	40.562	29.234	35.302	201.5	9:04.718	5	1:45.482	40.404	29.116	35.962	200.0	10:50.200	6	<u>1:44.990</u>	40.579	29.186	<u>35.225</u>	202.6	12:35.190	7	4:19.596 B	40.356	29.066	3:10.174	204.9	16:54.786	8	1:53.863	46.605	29.789	37.469	196.0	18:48.649	9	<u>1:44.920</u>	<u>40.516</u>	29.194	<u>35.210</u>	201.1	20:33.569	10	<u>1:48.664</u>	<u>43.109</u>	30.367	<u>35.188</u>	194.9	22:22.233	11	<u>1:45.253</u>	40.423	29.215	<u>35.615</u>	201.1	24:07.486	12	<u>1:45.013</u>	<u>40.469</u>	29.176	<u>35.368</u>	201.9	25:52.499	13	12:49.728 B	44.476	32.716	...	191.8	38:42.227	14	2:09.545	53.985	35.666	39.894	164.4	40:51.772	15	1:54.906	44.406	34.230	36.270	145.9	42:46.678	16	1:51.568	<u>40.503</u>	29.037	42.028	202.2	44:38.246	17	<u>1:44.840</u>	<u>40.320</u>	28.885	<u>35.635</u>	201.9	46:23.086	18	<u>1:44.178</u>	40.136	28.943	<u>35.099</u>	203.0	48:07.264	19	<u>1:44.200</u>	<u>40.139</u>	<u>28.878</u>	<u>35.183</u>	201.9	49:51.464	20	<u>1:46.312</u>	40.803	30.250	<u>35.259</u>	203.8	51:37.776	21	<u>1:44.092</u>	40.180	28.937	<u>34.975</u>	203.0	53:21.868	22	1:44.692	40.360	29.038	35.294	200.7	55:06.560	23	<u>1:44.384</u>	<u>40.124</u>	29.071	35.189	204.2	56:50.944
<b>5</b>	Lorenzo CAMPOS AGO							<b>8</b>	Enzo TARNVANICHKUL THA							1	2:10.597	1:01.291	31.705	37.601	190.8	2:10.597	2	1:48.209	42.332	30.037	35.840	193.5	3:58.806	3	<u>1:46.005</u>	41.214	29.424	<u>35.367</u>	197.4	5:44.811	4	<u>1:45.557</u>	40.797	29.284	<u>35.476</u>	198.9	7:30.368	5	9:40.624 B	46.578	30.271	8:23.775	202.6	17:10.992	6	1:57.542	48.264	32.728	36.550	173.6	19:08.534	7	<u>1:46.812</u>	41.142	30.266	<u>35.404</u>	189.1	20:55.346	8	<u>1:45.143</u>	40.689	29.157	<u>35.297</u>	200.4	22:40.489	9	1:51.903	40.536	33.956	37.411	200.7	24:32.392																																																																																																		
<b>5</b>	Griffin PEEBLES AUS							<b>4</b>	Lorenzo CAMPOS AGO							1	2:43.337	1:31.881	32.936	38.520	164.4	2:43.337	2	<u>1:53.106</u>	<u>44.572</u>	32.054	36.480	188.5	4:36.443	3	<u>1:47.465</u>	<u>41.537</u>	29.909	36.019	196.4	6:23.908	4	<u>1:46.932</u>	<u>41.221</u>	29.836	<u>35.875</u>	197.1	8:10.840																																																																																																																																					





# F4Spain

## ROUND 6 - JEREZ

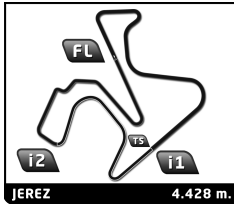
### PREVIOUS TEST 1

## Sector Analysis

_ Invalidated Lap							■ Personal Best							■ Session Best							■ Crossing the pit lane																																																																																																															
Lap	Time	Sector 1	Sector 2	Sector 3	T.Sp	Elapsed	Lap	Time	Sector 1	Sector 2	Sector 3	T.Sp	Elapsed	Lap	Time	Sector 1	Sector 2	Sector 3	T.Sp	Elapsed	Lap	Time	Sector 1	Sector 2	Sector 3	T.Sp	Elapsed																																																																																																									
<b>14</b> Keanu AL AZHARI ARE							MP Motorsport Tatuus F4 T-421							6 4:48.582 B 40.213 29.273 3:39.096 202.6 17:25.445							7 1:51.863 47.514 29.123 35.226 200.0 19:17.308																																																																																																															
1	2:46.023	1:35.591	33.495	36.937	103.3	2:46.023	8	1:44.885	40.575	29.136	35.174	198.9	21:02.193	9	1:48.384	41.652	30.187	36.545	192.5	22:50.577	10	1:44.809	40.383	29.138	35.288	203.0	24:35.386	11	20:06.822 B	40.674	29.205	...	200.7	44:42.208	12	1:56.807	49.488	30.506	36.813	195.3	46:39.015	13	1:47.751	43.220	29.264	35.267	195.3	48:26.766	14	1:44.722	40.454	28.990	35.278	198.5	50:11.488	15	1:44.368	40.322	28.917	35.129	199.3	51:55.856	16	1:44.502	40.142	29.029	35.331	203.8	53:40.358	17	1:44.523	40.292	29.080	35.151	203.4	55:24.881	18	1:44.878	40.686	28.922	35.270	200.7	57:09.759	19	1:47.270	40.443	30.387	36.440	201.9	58:57.029																																										
<b>21</b> Yevan DAVID LKA							Saintéloc Racing Tatuus F4 T-421							1 2:20.701 1:09.639 32.585 38.477 168.7 2:20.701							2 1:49.997 41.945 31.018 37.034 198.9 4:10.698																																																																																																															
2	1:45.858	41.103	29.230	35.525	200.4	4:31.881	3	1:48.851	40.842	29.323	38.686	200.7	5:59.549	4	1:45.130	40.563	29.159	35.408	201.5	7:44.679	5	1:45.279	40.684	29.223	35.372	200.7	9:29.958	6	1:44.929	40.468	29.080	35.381	201.1	11:14.887	7	1:44.746	40.393	29.062	35.291	201.5	12:59.633	8	3:52.499 B	40.473	31.128	2:40.898	200.7	16:52.132	9	1:54.826	47.572	30.296	36.958	185.2	18:46.958	10	1:45.566	40.497	29.318	35.751	201.5	20:32.524	11	15:40.218 B	40.722	29.155	...	199.3	36:12.742	12	2:02.165	52.754	32.052	37.359	178.2	38:14.907	13	1:48.883	42.257	30.341	36.285	198.2	40:03.790	14	1:44.594	40.223	29.044	35.327	201.1	41:48.384	15	1:44.189	40.247	28.859	35.083	200.7	43:32.573	16	1:44.435	40.224	28.855	35.356	201.5	45:17.008	17	1:44.534	40.178	28.832	35.524	203.8	47:01.542	18	1:56.542	42.036	36.916	37.590	200.4	48:58.084	19	1:44.496	40.422	28.895	35.179	202.2	50:42.580	20	1:44.547	40.273	28.863	35.411	201.1	52:27.127
<b>18</b> Andrés CÁRDENAS PER							Griffin Core by Campos Tatuus F4 T-421							1 2:18.092 1:07.724 32.195 38.173 179.4 2:18.092							2 1:50.106 42.396 30.634 37.076 191.8 4:08.198																																																																																																															
3	1:47.795	41.324	29.621	36.850	195.7	5:55.993	4	1:45.291	40.724	29.216	35.351	197.8	7:41.284	5	9:08.920 B	42.541	33.028	7:53.351	155.4	16:50.204	6	1:54.514	47.253	30.970	36.291	184.6	18:44.718	7	1:48.421	41.852	29.689	36.880	191.5	20:33.139	8	1:45.278	40.765	29.229	35.284	201.1	22:18.417	9	1:44.753	40.436	29.132	35.185	200.7	24:03.170	10	1:44.733	40.454	29.122	35.157	200.0	25:47.903	11	10:17.464 B	40.739	29.822	9:06.903	203.0	36:05.367	12	2:01.270	50.976	32.218	38.076	161.9	38:06.637	13	1:52.380	42.851	30.541	38.988	168.5	39:59.017	14	1:44.817	40.514	29.109	35.194	201.1	41:43.834	15	1:44.374	40.402	28.998	34.974	198.9	43:28.208	16	1:44.455	40.342	29.016	35.097	200.0	45:12.663	17	1:44.225	40.226	28.937	35.062	201.5	46:56.888	18	1:44.400	40.312	28.894	35.194	202.2	48:41.288	19	1:44.353	40.295	28.878	35.180	200.4	50:25.641	20	1:44.532	40.409	29.027	35.096	201.1	52:10.173							
<b>19</b> Matus RYBA SVK							Drivex Tatuus F4 T-421							1 5:28.408 B 1:16.298 31.534 3:40.576 177.3 5:28.408							2 1:51.888 46.899 29.523 35.466 196.7 7:20.296																																																																																																															
3	1:45.651	40.825	29.393	35.433	201.1	9:05.947	4	1:45.272	40.527	29.475	35.270	201.1	10:51.219	5	1:45.644	41.001	29.292	35.351	203.4	12:36.863																																																																																																																
<b>22</b> Peter BOUZINELOS AUS							Rodin Motorsport Tatuus F4 T-421							1 2:38.956 B 1:13.032 32.548 53.376 179.1 2:38.956							2 2:15.911 B 46.913 29.761 59.237 195.7 4:54.867																																																																																																															
3	2:15.258 B	55.630	29.432	50.196	200.4	7:10.125	4	2:01.851	57.202	29.145	35.504	200.0	9:11.976	5	1:44.742	40.365	28.983	35.394	200.4	10:56.718	6	1:45.205	40.532	29.175	35.498	201.5	12:41.923	7	4:24.041 B	40.388	29.734	3:13.919	201.5	17:05.964	8	1:50.509	45.393	29.180	35.936	203.8	18:56.473	9	1:47.251	40.648	29.423	37.180	203.4	20:43.724	10	1:45.296	40.641	29.230	35.425	202.2	22:29.020	11	1:44.809	40.333	29.125	35.351	203.0	24:13.829	12	11:44.849 B	40.500	29.191	...	201.5	35:58.678	13	1:58.619	50.015	31.684	36.920	163.4	37:57.297	14	1:49.116	41.132	30.014	37.970	203.0	39:46.413	15	1:44.504	40.400	28.889	35.215	200.7	41:30.917	16	1:44.081	40.133	28.843	35.105	202.6	43:14.998	17	1:43.870	40.060	28.869	34.941	203.4	44:58.868																												




5 y 6 de octubre



# F4Spain ROUND 6 - JEREZ PREVIOUS TEST 1

## Sector Analysis

23 Jan PRZYROWSKI							29 Joanne CICONTE								
Griffin Core by Campos							DXR								
Lap	Time	Sector 1	Sector 2	Sector 3	T.Sp	Elapsed	Lap	Time	Sector 1	Sector 2	Sector 3	T.Sp	Elapsed		
1	2:17.763	1:07.275	32.070	38.418	179.1	2:17.763	1	5:06.683	1:26.556	34.615	3:05.512	159.3	5:06.683		
2	1:50.049	42.151	30.752	37.146	192.9	4:07.812	2	2:02.197	51.514	32.933	37.750	191.2	7:08.880		
3	<u>1:46.256</u>	<u>41.146</u>	29.654	35.456	198.9	5:54.068	3	1:51.828	43.291	31.707	36.830	190.8	9:00.708		
4	1:45.250	40.658	29.301	35.291	199.6	7:39.318	4	<u>1:49.864</u>	<u>41.896</u>	31.079	36.889	197.4	10:50.572		
5	9:17.417	<b>B</b>	40.674	33.188	8:03.555	191.5	16:56.735	5	1:48.003	41.610	30.357	36.036	198.2	12:38.575	
6	1:57.214	50.634	30.464	36.116	189.5	18:53.949	6	4:30.239	<b>B</b>	41.317	29.968	3:18.954	198.9	17:08.814	
7	1:46.076	41.127	29.641	35.308	192.5	20:40.025	7	1:54.939	47.420	30.800	36.719	194.9	19:03.753		
8	1:44.534	40.444	29.062	35.028	199.3	22:24.559	8	<u>1:47.439</u>	<u>41.234</u>	29.936	36.269	199.3	20:51.192		
9	1:44.378	40.310	28.939	35.129	200.7	24:08.937	9	1:46.866	41.351	29.854	35.661	199.3	22:38.058		
10	1:44.190	40.381	28.907	34.902	200.7	25:53.127	10	<u>1:48.329</u>	<u>41.937</u>	30.381	36.011	199.3	24:26.387		
11	10:09.351	<b>B</b>	45.596	32.643	8:51.112	171.4	36:02.478	11	<u>9:17.660</u>	<b>B</b>	<u>41.052</u>	29.576	8:07.032	202.2	33:44.047
12	1:56.640	49.073	30.872	36.695	185.6	37:59.118	12	2:01.774	52.406	32.064	37.304	193.5	35:45.821		
13	1:51.384	41.449	32.275	37.660	188.8	39:50.502	13	1:48.609	42.474	30.160	35.975	194.2	37:34.430		
14	1:44.201	40.399	28.868	34.934	200.7	41:34.703	14	1:46.407	41.017	29.659	35.731	200.0	39:20.837		
15	1:43.757	40.094	28.762	<u>34.901</u>	200.7	43:18.460	15	1:46.369	41.187	29.615	35.567	200.0	41:07.206		
16	1:43.920	<u>40.016</u>	28.925	34.979	201.9	45:02.380	16	1:45.958	<u>40.696</u>	29.518	35.744	199.6	42:53.164		
17	<u>1:43.736</u>	40.055	28.730	34.951	202.6	46:46.116	17	<u>1:45.406</u>	<u>40.616</u>	29.256	35.534	202.2	44:38.570		
18	1:48.711	44.212	29.439	35.060	196.7	48:34.827	18	<u>1:47.412</u>	<u>41.781</u>	29.907	35.724	192.9	46:25.982		
19	1:43.805	40.155	<u>28.703</u>	34.947	201.5	50:18.632	19	<u>1:45.128</u>	<u>40.454</u>	29.253	35.421	201.5	48:11.110		
20	<u>1:44.092</u>	<u>40.309</u>	28.876	34.907	200.7	52:02.724	20	<u>1:45.384</u>	<u>40.634</u>	29.329	35.421	199.6	49:56.494		
21	1:44.029	40.182	28.831	35.016	201.1	53:46.753	21	1:46.003	41.002	29.433	35.568	197.8	51:42.497		
22	1:44.036	40.217	28.830	34.989	201.1	55:30.789	22	<u>1:45.202</u>	<u>40.645</u>	<u>29.227</u>	<u>35.330</u>	200.4	53:27.699		
1	2:19.248	1:08.493	32.645	38.110	164.1	2:19.248	23	1:45.637	40.820	29.309	35.508	200.0	55:13.336		
2	1:49.458	42.452	30.608	36.398	194.9	4:08.706	24	<u>1:45.830</u>	<u>40.791</u>	29.380	35.659	200.0	56:59.166		
3	1:48.728	41.164	30.046	37.518	202.2	5:57.434	25	<u>1:45.480</u>	40.723	29.350	35.407	198.9	58:44.646		
4	1:45.652	40.967	29.275	35.410	197.1	7:43.086									
5	9:14.955	<b>B</b>	43.338	31.278	8:00.339	170.1	16:58.041								
6	1:57.838	50.626	30.994	36.218	194.2	18:55.879									
7	1:46.817	40.910	29.297	36.610	201.1	20:42.696									
8	1:44.919	40.525	29.116	35.278	200.7	22:27.615									
9	<u>1:44.556</u>	<u>40.288</u>	29.028	35.240	202.6	24:12.171									
10	14:15.673	<b>B</b>	40.443	29.087	...	201.5	38:27.844								
11	<u>1:51.253</u>	<u>45.939</u>	29.765	35.549	197.8	40:19.097									
12	<u>1:45.101</u>	<u>40.562</u>	29.289	35.250	199.3	42:04.198									
13	<u>1:44.860</u>	<u>40.550</u>	29.192	<u>35.118</u>	202.6	43:49.058									
14	<u>1:44.611</u>	<u>40.440</u>	29.117	<u>35.054</u>	200.0	45:33.669									
15	<u>1:44.647</u>	<u>40.451</u>	<u>28.959</u>	<u>35.237</u>	201.5	47:18.316									
1	2:30.606	<b>B</b>	59.864	32.703	58.039	170.6	2:30.606								
2	2:30.831	<b>B</b>	57.849	30.501	1:02.481	199.6	5:01.437								
3	2:04.391	58.050	30.541	35.800	194.2	7:05.828									
4	1:45.926	40.876	29.613	35.437	199.6	8:51.754									



# F4Spain ROUND 6 - JEREZ PREVIOUS TEST 1

## Sector Analysis

— Invalidated Lap    ■ Personal Best    ■ Session Best    B Crossing the pit lane

Lap	Time	Sector 1	Sector 2	Sector 3	T.Sp	Elapsed	Lap	Time	Sector 1	Sector 2	Sector 3	T.Sp	Elapsed
6	1:45.660	40.759	29.340	35.561	201.1	11:26.231	13	1:45.466	40.869	29.160	35.437	198.5	35:01.132
7	<b>1:45.324</b>	<b>40.628</b>	<b>29.198</b>	<b>35.498</b>	200.4	13:11.555	14	1:45.340	40.612	29.245	35.483	199.6	36:46.472
8	5:09.124 B	40.938	31.713	3:56.473	179.7	18:20.679	15	1:45.161	40.510	29.161	35.490	200.7	38:31.633
9	1:50.452	45.360	29.301	35.791	200.0	20:11.131	16	6:02.860 B	40.775	29.223	4:52.862	198.5	44:34.493
10	1:45.808	40.956	29.327	35.525	200.4	21:56.939	17	2:21.952 B	56.580	30.737	54.635	195.7	46:56.445
11	27:46.404 B	40.731	29.342	...	201.9	49:43.343	18	1:50.705	45.699	29.438	35.568	194.9	48:47.150
12	1:55.742	48.343	31.131	36.268	197.8	51:39.085	19	1:45.364	40.651	29.204	35.509	199.6	50:32.514
13	1:46.394	41.089	29.665	35.640	201.1	53:25.479	20	<b>1:45.131</b>	40.567	29.280	35.284	198.9	52:17.645
14	1:46.045	40.910	29.423	35.712	198.9	55:11.524	21	<b>1:44.906</b>	<b>40.516</b>	29.163	<b>35.227</b>	200.7	54:02.551
15	1:46.021	40.880	29.378	35.763	201.5	56:57.545	22	<b>1:45.227</b>	<b>40.521</b>	29.257	35.449	199.3	55:47.778
16	1:45.990	40.740	29.423	35.827	202.6	58:43.535	23	1:58.693	40.654	35.126	42.913	200.4	57:46.471
17	1:45.979	40.932	29.293	35.754	201.9	1:00:29.514	24	1:45.288	40.751	29.230	35.307	199.6	59:31.759

<b>33</b>	<b>Christopher FEGHALI</b>	LBN
Drivex	Tatuus F4 T-421	
1	9:04.460 B	2:00.243 33.584 6:30.633 187.5 9:04.460
2	1:59.120	51.985 <b>30.880</b> <b>36.255</b> 166.2 11:03.580


<b>35</b>	<b>Adam HIDEG</b>	HUN
CRAM Motorsport	Tatuus F4 T-421	
1	6:23.890 B	1:32.997 33.778 4:17.115 152.3 6:23.890
2	1:55.538	48.286 30.779 36.473 170.6 8:19.428
3	1:49.610	40.995 31.582 37.033 198.5 10:09.038
4	1:45.794	40.803 29.317 35.674 201.9 11:54.832
5	1:45.523	40.525 29.259 35.739 201.5 13:40.355
6	6:21.849 B	42.928 31.273 5:07.648 193.2 20:02.204
7	2:24.051 B	55.164 32.589 56.298 170.1 22:26.255
8	1:57.085	51.326 29.892 35.867 188.2 24:23.340
9	5:31.992 B	40.606 29.169 4:22.217 200.7 29:55.332
10	1:55.691	49.164 29.894 36.633 179.4 31:51.023
11	1:44.687	40.307 29.145 35.235 203.4 33:35.710
12	1:45.076	40.482 29.334 35.260 200.4 35:20.786
13	<b>1:44.507</b>	40.397 28.922 <b>35.188</b> 203.8 37:05.293
14	<b>7:19.191 B</b>	40.495 29.123 <b>6:09.573</b> 201.9 44:24.484
15	<b>2:27.316 B</b>	57.701 32.305 <b>57.310</b> 172.5 46:51.800
16	<b>1:52.275</b>	47.356 29.464 <b>35.455</b> 199.6 48:44.075
17	1:44.590	40.461 29.030 35.099 201.5 50:28.665
18	1:44.267	40.340 28.982 <b>34.945</b> 201.5 52:12.932
19	1:44.224	40.276 <b>28.789</b> 35.159 202.6 53:57.156
20	<b>1:44.153</b>	<b>40.179</b> 28.918 35.056 202.6 55:41.309
21	<b>1:44.662</b>	40.462 28.950 <b>35.250</b> 203.0 57:25.971
22	<b>1:44.219</b>	<b>40.235</b> 28.937 35.047 203.8 59:10.190

<b>37</b>	<b>Filippo FIORENTINO</b>	BRA
CRAM Motorsport	Tatuus F4 T-421	
1	6:26.700 B	1:42.524 31.772 4:12.404 172.8 6:26.700
2	1:59.168	52.388 30.452 36.328 191.5 8:25.868
3	1:47.986	41.155 30.123 36.708 197.4 10:13.854
4	1:46.291	41.152 29.480 35.659 197.1 12:00.145
5	1:46.041	40.615 29.624 35.802 200.7 13:46.186
6	5:21.702 B	40.726 30.501 4:10.475 192.2 19:07.888
7	2:00.063	53.828 30.452 35.783 176.8 21:07.951
8	1:46.277	41.107 29.599 35.571 194.6 22:54.228
9	1:45.538	40.647 29.280 35.611 198.9 24:39.766
10	4:59.598 B	40.617 29.259 3:49.722 199.3 29:39.364
11	1:51.137	45.547 30.067 35.523 188.8 31:30.501
12	1:45.165	<b>40.393</b> 29.289 35.483 201.5 33:15.666

<b>46</b>	<b>Nathan TYE</b>	GBR
Campos Racing	Tatuus F4 T-421	
1	2:16.869	1:06.308 32.621 37.940 192.5 2:16.869
2	1:49.050	42.353 30.782 35.915 186.2 4:05.919
3	1:46.018	41.042 29.471 35.505 200.4 5:51.937
4	1:45.218	40.667 29.205 35.346 200.4 7:37.155
5	9:11.063 B	42.864 31.553 7:56.646 187.8 16:48.218
6	1:55.363	47.479 31.440 36.444 173.4 18:43.581
7	<b>1:47.009</b>	41.428 30.057 <b>35.524</b> 183.7 20:30.590
8	1:44.803	40.494 29.035 35.274 200.0 22:15.393
9	1:44.452	40.273 28.865 35.314 201.5 23:59.845
10	1:44.570	40.354 29.053 35.163 200.0 25:44.415
11	10:19.789 B	42.151 30.689 9:06.949 187.5 36:04.204
12	2:01.368	51.553 32.303 37.512 163.4 38:05.572
13	1:48.846	41.984 30.496 36.366 185.2 39:54.418
14	1:45.052	40.727 29.174 35.151 200.7 41:39.470
15	<b>1:44.153</b>	<b>40.261</b> 28.921 <b>34.971</b> 201.1 43:23.623
16	<b>1:44.317</b>	40.293 29.000 <b>35.024</b> 200.0 45:07.940
17	1:44.278	40.281 <b>28.860</b> 35.137 201.5 46:52.218
18	<b>1:44.502</b>	40.294 28.917 <b>35.291</b> 201.9 48:36.720
19	1:47.394	40.380 31.756 35.258 201.5 50:24.114
20	1:44.641	40.415 29.009 35.217 200.4 52:08.755

<b>48</b>	<b>James EGOZI</b>	USA
Campos Racing	Tatuus F4 T-421	
1	17:56.573 B	4:19.212 32.629 ... 162.7 17:56.573
2	1:55.188	46.805 30.720 37.663 163.1 19:51.761
3	1:45.805	40.888 29.392 35.525 197.8 21:37.566
4	1:45.085	40.668 29.165 35.252 197.8 23:22.651
5	1:54.428	40.502 29.291 44.635 202.2 25:17.079
6	10:37.688 B	40.957 30.347 9:26.384 184.0 35:54.767
7	2:01.663	52.398 31.734 37.531 172.0 37:56.430
8	1:47.427	41.562 29.819 36.046 202.6 39:43.857
9	1:44.911	40.593 29.024 35.294 201.5 41:28.768
10	<b>1:44.227</b>	40.333 <b>28.916</b> 34.978 202.2 43:12.995
11	<b>1:44.051</b>	<b>40.171</b> 28.919 <b>34.961</b> 202.2 44:57.046
12	1:51.454	40.444 31.917 39.093 203.0 46:48.500
13	1:44.488	40.364 28.958 35.166 201.9 48:32.988
14	1:44.407	40.490 28.965 <b>34.952</b> 200.0 50:17.395

<b>50</b>	<b>Tim GERHARDS</b>	NLD
Monlau Motorsport	Tatuus F4 T-421	
1	6:20.702 B	1:14.594 32.192 4:33.916 162.4 6:20.702
2	1:57.120	48.578 31.946 36.596 175.3 8:17.822




## F4Spain ROUND 6 - JEREZ PREVIOUS TEST 1

### Sector Analysis

_ Invalidated Lap							■ Personal Best		■ Session Best		■ B Crossing the pit lane		
Lap	Time	Sector 1	Sector 2	Sector 3	T.Spd	Elapsed	Lap	Time	Sector 1	Sector 2	Sector 3	T.Spd	Elapsed
55 Chase FERNANDEZ GBR													
Rodin Motorsport Tatuus F4 T-421													
1	2:40.005	1:27.230	34.432	38.343	163.6	2:40.005							
2	1:53.198	42.923	31.970	38.305	180.9	4:33.203							
3	1:47.563	41.826	29.738	35.999	199.6	6:20.766							
4	1:45.871	40.893	29.400	35.578	201.1	8:06.637							
5	1:46.039	40.654	29.635	35.750	201.5	9:52.676							
6	<b>1:46.821</b>	<b>41.120</b>	29.976	35.725	201.1	11:39.497							
7	1:46.861	40.790	29.504	36.567	201.9	13:26.358							
8	8:00.161 B	42.673	29.650	6:47.838	200.4	21:26.519							
9	1:52.483	46.852	29.757	35.874	197.1	23:19.002							
10	1:46.329	40.953	29.689	35.687	201.5	25:05.331							
11	10:16.420 B	40.861	29.389	9:06.170	200.7	35:21.751							
12	1:58.997	49.070	31.602	38.325	194.9	37:20.748							
13	1:51.085	42.654	31.203	37.228	161.4	39:11.833							
14	<b>1:45.163</b>	40.634	29.351	<b>35.178</b>	202.6	40:56.996							
15	<b>1:45.895</b>	40.629	29.682	<b>35.584</b>	202.6	42:42.891							
16	1:45.571	40.664	29.607	35.300	201.9	44:28.462							
17	1:46.922	40.766	29.465	36.691	201.5	46:15.384							
18	1:53.353	44.627	31.135	37.591	141.9	48:08.737							
19	1:45.615	40.993	<b>29.211</b>	35.411	200.7	49:54.352							
20	1:45.860	<b>40.583</b>	29.553	35.724	202.2	51:40.212							
21	1:46.367	40.821	29.397	36.149	202.6	53:26.579							
22	1:53.420	43.843	31.088	38.489	201.9	55:19.999							
23	1:46.051	40.989	29.440	35.622	203.0	57:06.050							
24	1:46.051	40.768	29.359	35.924	202.6	58:52.101							
25	1:45.627	40.675	29.297	35.655	201.1	1:00:37.728							
69 Maximiliano RESTREPO COL													
Saintéloc Racing Tatuus F4 T-421													
1	2:23.019	1:12.773	32.250	37.996	183.1	2:23.019							
2	1:51.460	41.791	30.416	39.253	200.0	4:14.479							
3	<b>1:46.004</b>	<b>41.050</b>	29.332	35.622	197.1	6:00.483							
4	<b>1:48.149</b>	<b>40.678</b>	29.549	<b>37.922</b>	203.0	7:48.632							
5	1:45.491	40.719	29.255	35.517	200.4	9:34.123							
6	1:45.248	40.653	29.162	35.433	199.6	11:19.371							
7	1:45.156	40.525	29.100	35.531	199.6	13:04.527							
8	4:11.285 B	40.703	29.153	3:01.429	201.5	17:15.812							
9	<b>1:49.292</b>	<b>44.267</b>	29.457	35.568	201.9	19:05.104							
10	<b>1:47.744</b>	<b>40.726</b>	29.326	<b>37.692</b>	198.9	20:52.848							
11	<b>1:45.545</b>	<b>40.691</b>	29.259	35.595	201.1	22:38.393							
12	<b>13:39.270 B</b>	<b>40.888</b>	29.419	...	201.1	36:17.663							
13	1:58.589	49.638	30.944	38.007	194.2	38:16.252							
14	1:50.795	41.985	30.198	38.612	182.7	40:07.047							
15	<b>1:47.975</b>	<b>42.102</b>	30.103	35.770	194.2	41:55.022							
16	1:45.031	40.724	29.129	35.178	201.9	43:40.053							
17	<b>1:44.477</b>	<b>40.414</b>	28.946	<b>35.117</b>	201.5	45:24.530							
18	1:44.881	40.436	<b>28.903</b>	35.542	200.7	47:09.411							
19	1:44.896	40.478	29.074	35.344	200.0	48:54.307							
20	1:44.709	40.442	28.919	35.348	200.0	50:39.016							
21	1:49.706	44.091	30.346	35.269	131.7	52:28.722							
71 Mattia COLNAGHI ITA													
KCL MP Motorsport Tatuus F4 T-421													
1	2:23.390 B	59.562	32.109	51.719	167.4	2:23.390							
2	2:18.238 B	55.485	30.530	52.223	187.5	4:41.628							
3	2:02.096	56.648	29.706	35.742	200.4	6:43.724							
4	1:45.174	40.807	29.150	35.217	200.4	8:28.898							
5	1:44.421	40.295	28.887	35.239	203.0	10:13.319							
6	1:44.532	40.432	28.968	35.132	201.9	11:57.851							
7	1:44.481	40.333	28.997	35.151	201.5	13:42.332							
8	3:50.311 B	44.071	30.243	2:35.997	186.9	17:32.643							
9	<b>12:24.183 B</b>	55.344	29.018	...	202.2	29:56.826							
10	8:58.048 B	54.437	29.423	7:34.188	200.4	38:54.874							
66 Francisco MACEDO PRT													
DXR Tatuus F4 T-421													
1	<b>2:28.131</b>	1:21.462	30.387	<b>36.282</b>	186.5	2:28.131							
2	2:04.707 B	41.353	29.414	53.940	197.4	4:32.838							
3	2:02.644	57.751	29.229	35.664	197.1	6:35.482							
4	1:44.804	40.523	29.012	35.269	201.5	8:20.286							
5	<b>1:46.965</b>	<b>40.468</b>	30.191	36.306	205.3	10:07.251							
6	1:44.619	40.399	28.949	35.271	201.1	11:51.870							
7	<b>5:33.194 B</b>	40.325	28.957	<b>4:23.912</b>	201.9	17:25.064							





# F4Spain

## ROUND 6 - JEREZ

### PREVIOUS TEST 1

## Sector Analysis

— Invalidated Lap    ■ Personal Best    ■ Session Best    B Crossing the pit lane

Lap	Time	Sector 1	Sector 2	Sector 3	T.Sp	Elapsed	Lap	Time	Sector 1	Sector 2	Sector 3	T.Sp	Elapsed
23	<u>1:44.432</u>	<u>40.266</u>	28.893	35.273	204.2	54:13.926							
24	<u>1:44.741</u>	<u>40.323</u>	29.008	35.410	201.5	55:58.667							
25	<u>1:44.725</u>	<u>40.395</u>	29.073	35.257	203.4	57:43.392							

99	Thomas STRAUVEN						BEL
	Rodin Motorsport			Tatuus F4 T-421			
1	5:06.404	3:59.245	31.427	35.732	112.4	5:06.404	
2	1:45.630	41.142	29.299	35.189	197.1	6:52.034	
3	1:44.502	40.352	28.966	35.184	201.5	8:36.536	
4	1:44.338	40.243	28.986	35.109	202.2	10:20.874	
5	<u>1:45.227</u>	40.585	29.201	<u>35.441</u>	202.6	12:06.101	
6	5:10.534 <b>B</b>	40.371	29.025	4:01.138	203.4	17:16.635	
7	<u>1:49.065</u>	44.671	29.099	<u>35.295</u>	203.4	19:05.700	
8	<u>1:45.286</u>	<u>40.435</u>	29.261	<u>35.590</u>	204.2	20:50.986	
9	1:44.624	40.403	29.064	35.157	200.4	22:35.610	
10	1:44.817	40.456	29.001	35.360	201.9	24:20.427	
11	12:37.005 <b>B</b>	40.474	29.043	...	201.9	36:57.432	
12	2:01.314	53.276	31.874	36.164	105.7	38:58.746	
13	1:48.554	40.566	29.875	38.113	203.4	40:47.300	
14	1:43.763	40.136	28.825	34.802	201.5	42:31.063	
15	<u>1:43.553</u>	40.036	<b>28.661</b>	<u>34.856</u>	201.9	44:14.616	
16	1:43.693	40.105	28.812	<b>34.776</b>	201.5	45:58.309	
17	<b>1:43.669</b>	<b>39.990</b>	28.682	34.997	203.0	47:41.978	
18	<u>1:44.136</u>	40.235	28.906	<u>34.995</u>	200.7	49:26.114	
19	1:44.232	40.282	28.933	35.017	200.4	51:10.346	
20	5:05.996 <b>B</b>	40.256	28.963	3:56.777	202.2	56:16.342	
21	2:17.043 <b>B</b>	46.407	30.267	1:00.369	201.9	58:33.385	