


F4Spain

ROUND 6 - JEREZ

PREVIOUS TEST 1

Track Limits Analysis

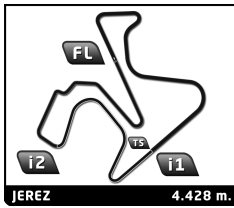
No	Driver	Team	T.L. Nr	Camera	Lap	Time
3	Griffin PEEBLES	MP Motorsport	1	Turn 10	3	12:15:15.197
3	Griffin PEEBLES	MP Motorsport	2	Turn 10	6	12:20:29.066
3	Griffin PEEBLES	MP Motorsport	3	Turn 10	18	12:57:33.142
3	Griffin PEEBLES	MP Motorsport	4	Turn 5	19	12:58:30.935
3	Griffin PEEBLES	MP Motorsport	5	Turn 10	19	12:59:17.277
3	Griffin PEEBLES	MP Motorsport	6	Turn 10	20	13:01:03.279
Total Infractions:						5
4	Juan COTA	Drivex	1	Turn 5	4	12:22:14.593
Total Infractions:						1
5	Lorenzo CAMPOS	GRS Team USA	1	Turn 5	2	12:13:13.725
5	Lorenzo CAMPOS	GRS Team USA	2	Turn 5	3	12:15:04.629
5	Lorenzo CAMPOS	GRS Team USA	3	Turn 5	4	12:16:51.839
5	Lorenzo CAMPOS	GRS Team USA	4	Turn 5	6	12:20:25.930
5	Lorenzo CAMPOS	GRS Team USA	5	Turn 10	4	12:17:39.266
5	Lorenzo CAMPOS	GRS Team USA	6	Turn 10	7	12:22:59.674
5	Lorenzo CAMPOS	GRS Team USA	7	Turn 3	7	12:22:01.714
5	Lorenzo CAMPOS	GRS Team USA	8	Turn 10	9	12:29:03.537
5	Lorenzo CAMPOS	GRS Team USA	9	Turn 10	10	12:30:52.207
5	Lorenzo CAMPOS	GRS Team USA	10	Turn 5	19	12:51:22.810
5	Lorenzo CAMPOS	GRS Team USA	11	Turn 5	20	12:53:12.125
5	Lorenzo CAMPOS	GRS Team USA	12	Turn 10	20	12:53:58.733
5	Lorenzo CAMPOS	GRS Team USA	13	Turn 5	21	12:54:58.264
5	Lorenzo CAMPOS	GRS Team USA	14	Turn 10	22	12:57:32.077
5	Lorenzo CAMPOS	GRS Team USA	15	Turn 5	22	12:56:45.196
5	Lorenzo CAMPOS	GRS Team USA	16	Turn 5	23	12:58:30.935
5	Lorenzo CAMPOS	GRS Team USA	17	Turn 10	23	12:59:19.874
5	Lorenzo CAMPOS	GRS Team USA	18	Turn 3	24	13:00:07.938
5	Lorenzo CAMPOS	GRS Team USA	19	Turn 10	24	13:01:10.269
Total Infractions:						13
7	Maciej GLADYSZ	KCL MP Motorsport	1	Turn 10	6	12:22:02.996
7	Maciej GLADYSZ	KCL MP Motorsport	2	Turn 3	7	12:22:51.865
7	Maciej GLADYSZ	KCL MP Motorsport	3	Turn 3	9	12:29:05.770
7	Maciej GLADYSZ	KCL MP Motorsport	4	Turn 3	10	12:30:49.630
7	Maciej GLADYSZ	KCL MP Motorsport	5	Turn 10	9	12:30:02.475
7	Maciej GLADYSZ	KCL MP Motorsport	6	Turn 10	11	12:33:36.207
7	Maciej GLADYSZ	KCL MP Motorsport	7	Turn 10	12	12:35:21.679
7	Maciej GLADYSZ	KCL MP Motorsport	8	Turn 3	12	12:34:23.931
7	Maciej GLADYSZ	KCL MP Motorsport	9	Turn 3	13	12:36:10.532
7	Maciej GLADYSZ	KCL MP Motorsport	10	Turn 5	12	12:34:35.412
7	Maciej GLADYSZ	KCL MP Motorsport	11	Turn 5	16	12:53:14.586
7	Maciej GLADYSZ	KCL MP Motorsport	12	Turn 5	17	12:55:06.075
7	Maciej GLADYSZ	KCL MP Motorsport	13	Turn 3	17	12:54:54.065
7	Maciej GLADYSZ	KCL MP Motorsport	14	Turn 10	17	12:55:51.738
7	Maciej GLADYSZ	KCL MP Motorsport	15	Turn 10	18	12:57:36.341
7	Maciej GLADYSZ	KCL MP Motorsport	16	Turn 5	19	12:58:34.740
7	Maciej GLADYSZ	KCL MP Motorsport	17	Turn 10	19	12:59:19.874
7	Maciej GLADYSZ	KCL MP Motorsport	18	Turn 3	19	12:58:23.600
7	Maciej GLADYSZ	KCL MP Motorsport	19	Turn 10	20	13:01:06.816
7	Maciej GLADYSZ	KCL MP Motorsport	20	Turn 10	21	13:02:50.945
Total Infractions:						13
8	Enzo TARNVANICHKUL	Campos Racing	1	Turn 10	3	12:15:13.525
8	Enzo TARNVANICHKUL	Campos Racing	2	Turn 10	4	12:16:59.065
8	Enzo TARNVANICHKUL	Campos Racing	3	Turn 10	7	12:30:24.144
8	Enzo TARNVANICHKUL	Campos Racing	4	Turn 10	8	12:32:09.277
Total Infractions:						4
9	René LAMMERS	MP Motorsport	1	Turn 3	7	12:22:46.519
9	René LAMMERS	MP Motorsport	2	Turn 10	14	12:46:19.539
Total Infractions:						2
10	Lorenzo CASTILLO	Tecnicar	1	Turn 5	3	12:15:30.192
10	Lorenzo CASTILLO	Tecnicar	2	Turn 10	7	12:23:19.680
10	Lorenzo CASTILLO	Tecnicar	3	Turn 3	23	13:03:51.255



F4Spain ROUND 6 - JEREZ PREVIOUS TEST 1

Track Limits Analysis

No	Driver	Team	T.L. Nr	Camera	Lap	Time	Total Infractions:
							<input type="text" value="3"/>
11	Alexander JACOBY	GRS Team USA	1	Turn 10	3	12:16:24.807	
11	Alexander JACOBY	GRS Team USA	2	Turn 3	9	12:29:26.115	
11	Alexander JACOBY	GRS Team USA	3	Turn 3	9	12:29:26.918	
11	Alexander JACOBY	GRS Team USA	4	Turn 10	9	12:30:24.144	
11	Alexander JACOBY	GRS Team USA	5	Turn 10	10	12:32:11.331	
11	Alexander JACOBY	GRS Team USA	6	Turn 10	18	12:51:34.617	
11	Alexander JACOBY	GRS Team USA	7	Turn 10	19	12:53:18.886	
11	Alexander JACOBY	GRS Team USA	8	Turn 10	21	12:56:51.341	
11	Alexander JACOBY	GRS Team USA	9	Turn 10	22	12:58:37.207	
11	Alexander JACOBY	GRS Team USA	10	Turn 10	23	13:00:22.870	
							<input type="text" value="8"/>
12	Adam AL AZHARI	Tecnicar	1	Turn 10	1	12:13:09.131	
12	Adam AL AZHARI	Tecnicar	2	Turn 5	2	12:14:11.178	
12	Adam AL AZHARI	Tecnicar	3	Turn 10	2	12:14:58.335	
12	Adam AL AZHARI	Tecnicar	4	Turn 10	6	12:22:02.996	
12	Adam AL AZHARI	Tecnicar	5	Turn 5	8	12:29:35.604	
12	Adam AL AZHARI	Tecnicar	6	Turn 5	9	12:31:20.841	
12	Adam AL AZHARI	Tecnicar	7	Turn 10	9	12:32:07.939	
12	Adam AL AZHARI	Tecnicar	8	Turn 5	10	12:33:06.182	
12	Adam AL AZHARI	Tecnicar	9	Turn 5	11	12:34:54.458	
12	Adam AL AZHARI	Tecnicar	10	Turn 10	14	12:53:18.216	
12	Adam AL AZHARI	Tecnicar	11	Turn 10	15	13:10:49.010	
							<input type="text" value="9"/>
14	Keanu AL AZHARI	MP Motorsport	1	Turn 10	2	12:13:59.733	
14	Keanu AL AZHARI	MP Motorsport	2	Turn 3	5	12:18:18.063	
14	Keanu AL AZHARI	MP Motorsport	3	Turn 10	9	12:28:32.005	
							<input type="text" value="3"/>
18	Andrés CÁRDENAS	Griffin Core by Campos	1	Turn 3	1	12:10:40.530	
18	Andrés CÁRDENAS	Griffin Core by Campos	2	Turn 3	13	12:48:23.657	
18	Andrés CÁRDENAS	Griffin Core by Campos	3	Turn 10	18	12:58:10.268	
							<input type="text" value="3"/>
19	Matus RYBA	Drivex	1	Turn 5	2	12:16:01.985	
19	Matus RYBA	Drivex	2	Turn 5	3	12:17:47.603	
19	Matus RYBA	Drivex	3	Turn 10	5	12:22:05.737	
19	Matus RYBA	Drivex	4	Turn 10	6	12:23:49.546	
19	Matus RYBA	Drivex	5	Turn 10	8	12:30:31.201	
19	Matus RYBA	Drivex	6	Turn 10	10	12:34:04.405	
19	Matus RYBA	Drivex	7	Turn 10	13	12:57:55.887	
							<input type="text" value="7"/>
21	Yevan DAVID	Saintéloc Racing	1	Turn 10	4	12:17:13.395	
21	Yevan DAVID	Saintéloc Racing	2	Turn 10	7	12:22:28.466	
							<input type="text" value="2"/>
22	Peter BOUZINELOS	Rodin Motorsport	1	Turn 10	2	12:13:59.733	
22	Peter BOUZINELOS	Rodin Motorsport	2	Turn 10	6	12:22:10.467	
22	Peter BOUZINELOS	Rodin Motorsport	3	Turn 5	18	12:55:26.660	
22	Peter BOUZINELOS	Rodin Motorsport	4	Turn 10	19	12:57:58.673	
22	Peter BOUZINELOS	Rodin Motorsport	5	Turn 10	20	12:59:42.674	
22	Peter BOUZINELOS	Rodin Motorsport	6	Turn 5	24	13:06:01.099	
22	Peter BOUZINELOS	Rodin Motorsport	7	Turn 10	24	13:06:47.020	
							<input type="text" value="6"/>
23	Jan PRZYROWSKI	Griffin Core by Campos	1	Turn 5	3	12:14:36.168	
23	Jan PRZYROWSKI	Griffin Core by Campos	2	Turn 5	20	13:00:46.411	
							<input type="text" value="2"/>
24	Ernesto RIVERA	Griffin Core by Campos	1	Turn 3	11	12:48:50.132	
24	Ernesto RIVERA	Griffin Core by Campos	2	Turn 5	12	12:50:47.005	
24	Ernesto RIVERA	Griffin Core by Campos	3	Turn 5	13	12:52:32.076	




F4Spain

ROUND 6 - JEREZ

PREVIOUS TEST 1

Track Limits Analysis

No	Driver	Team	T.L. Nr	Camera	Lap	Time
24	Ernesto RIVERA	Griffin Core by Campos	4	Turn 10	13	12:53:18.216
24	Ernesto RIVERA	Griffin Core by Campos	5	Turn 10	14	12:55:02.805
24	Ernesto RIVERA	Griffin Core by Campos	6	Turn 5	14	12:54:16.748
24	Ernesto RIVERA	Griffin Core by Campos	7	Turn 3	14	12:54:05.480
24	Ernesto RIVERA	Griffin Core by Campos	8	Turn 5	15	12:56:01.453
24	Ernesto RIVERA	Griffin Core by Campos	9	Turn 3	15	12:55:50.839
Total Infractions:						5
29	Joanne CICONTE	DXR	1	Turn 5	4	12:19:29.402
29	Joanne CICONTE	DXR	2	Turn 5	8	12:29:32.194
29	Joanne CICONTE	DXR	3	Turn 5	10	12:33:06.182
29	Joanne CICONTE	DXR	4	Turn 5	11	12:34:54.458
29	Joanne CICONTE	DXR	5	Turn 5	17	12:53:21.065
29	Joanne CICONTE	DXR	6	Turn 5	18	12:55:06.075
29	Joanne CICONTE	DXR	7	Turn 5	19	12:56:53.883
29	Joanne CICONTE	DXR	8	Turn 5	20	12:58:38.941
29	Joanne CICONTE	DXR	9	Turn 5	22	13:02:10.257
29	Joanne CICONTE	DXR	10	Turn 5	24	13:05:41.200
Total Infractions:						10
35	Adam HIDEG	CRAM Motorsport	1	Turn 10	13	12:46:34.209
35	Adam HIDEG	CRAM Motorsport	2	Turn 10	14	12:48:19.005
35	Adam HIDEG	CRAM Motorsport	3	Turn 10	16	12:58:12.609
35	Adam HIDEG	CRAM Motorsport	4	Turn 5	20	13:04:24.999
35	Adam HIDEG	CRAM Motorsport	5	Turn 10	21	13:06:55.005
Total Infractions:						5
37	Filippo FIORENTINO	CRAM Motorsport	1	Turn 5	21	13:02:45.593
37	Filippo FIORENTINO	CRAM Motorsport	2	Turn 5	22	13:04:30.397
Total Infractions:						2
46	Nathan TYE	Campos Racing	1	Turn 10	7	12:29:59.275
46	Nathan TYE	Campos Racing	2	Turn 10	16	12:54:37.347
46	Nathan TYE	Campos Racing	3	Turn 10	18	12:58:05.606
Total Infractions:						3
48	James EGOZI	Campos Racing	1	Turn 10	11	12:54:26.141
Total Infractions:						1
50	Tim GERHARDS	Monlau Motorsport	1	Turn 3	22	13:06:34.462
Total Infractions:						1
55	Chase FERNANDEZ	Rodin Motorsport	1	Turn 3	6	12:20:09.210
55	Chase FERNANDEZ	Rodin Motorsport	2	Turn 10	15	12:52:11.601
Total Infractions:						2
66	Francisco MACEDO	DXR	1	Turn 10	1	12:11:56.134
66	Francisco MACEDO	DXR	2	Turn 10	7	12:23:05.275
66	Francisco MACEDO	DXR	3	Turn 3	5	12:18:36.637
66	Francisco MACEDO	DXR	4	Turn 10	26	13:07:51.343
Total Infractions:						4
69	Maximiliano RESTREPO	Saintéloc Racing	1	Turn 5	3	12:14:42.444
69	Maximiliano RESTREPO	Saintéloc Racing	2	Turn 5	4	12:16:27.913
69	Maximiliano RESTREPO	Saintéloc Racing	3	Turn 10	4	12:17:14.265
69	Maximiliano RESTREPO	Saintéloc Racing	4	Turn 5	9	12:27:47.260
69	Maximiliano RESTREPO	Saintéloc Racing	5	Turn 5	10	12:29:33.002
69	Maximiliano RESTREPO	Saintéloc Racing	6	Turn 5	11	12:31:20.841
69	Maximiliano RESTREPO	Saintéloc Racing	7	Turn 10	10	12:30:19.538
69	Maximiliano RESTREPO	Saintéloc Racing	8	Turn 5	12	12:33:06.182
69	Maximiliano RESTREPO	Saintéloc Racing	9	Turn 5	15	12:50:34.861
Total Infractions:						7
71	Mattia COLNAGHI	KCL MP Motorsport	1	Turn 10	9	12:29:00.143
71	Mattia COLNAGHI	KCL MP Motorsport	2	Turn 5	16	12:58:31.939



F4Spain ROUND 6 - JEREZ PREVIOUS TEST 1

Track Limits Analysis

No	Driver	Team	T.L. Nr	Camera	Lap	Time
71	Mattia COLNAGHI	KCL MP Motorsport	3	Turn 5	17	13:00:16.344
						Total Infractions: <input type="text" value="3"/>
77	Lenny RIED	Monlau Motorsport	1	Turn 10	7	12:28:26.333
77	Lenny RIED	Monlau Motorsport	2	Turn 5	22	13:02:41.948
77	Lenny RIED	Monlau Motorsport	3	Turn 10	21	13:01:43.338
77	Lenny RIED	Monlau Motorsport	4	Turn 10	26	13:10:30.619
						Total Infractions: <input type="text" value="4"/>
78	Gabriel GÓMEZ	TC Racing	1	Turn 5	10	12:32:48.185
78	Gabriel GÓMEZ	TC Racing	2	Turn 5	11	12:34:33.608
78	Gabriel GÓMEZ	TC Racing	3	Turn 3	15	12:45:16.774
78	Gabriel GÓMEZ	TC Racing	4	Turn 5	18	12:57:06.456
78	Gabriel GÓMEZ	TC Racing	5	Turn 5	19	12:58:51.060
78	Gabriel GÓMEZ	TC Racing	6	Turn 5	21	13:02:19.591
78	Gabriel GÓMEZ	TC Racing	7	Turn 5	22	13:04:03.670
78	Gabriel GÓMEZ	TC Racing	8	Turn 5	24	13:07:40.883
						Total Infractions: <input type="text" value="8"/>
88	Cristian CANTÚ	TC Racing	1	Turn 10	15	13:01:12.083
						Total Infractions: <input type="text" value="1"/>
93	Ariel ELKIN	Saintéloc Racing	1	Turn 5	3	12:14:39.842
93	Ariel ELKIN	Saintéloc Racing	2	Turn 5	4	12:16:27.913
93	Ariel ELKIN	Saintéloc Racing	3	Turn 5	19	12:55:47.280
93	Ariel ELKIN	Saintéloc Racing	4	Turn 5	22	13:01:12.807
93	Ariel ELKIN	Saintéloc Racing	5	Turn 5	23	13:02:57.273
93	Ariel ELKIN	Saintéloc Racing	6	Turn 5	24	13:04:41.747
93	Ariel ELKIN	Saintéloc Racing	7	Turn 5	25	13:06:26.485
93	Ariel ELKIN	Saintéloc Racing	8	Turn 5	26	13:08:11.225
						Total Infractions: <input type="text" value="8"/>
99	Thomas STRAUVEN	Rodin Motorsport	1	Turn 10	5	12:21:34.732
99	Thomas STRAUVEN	Rodin Motorsport	2	Turn 10	7	12:28:33.873
99	Thomas STRAUVEN	Rodin Motorsport	3	Turn 5	8	12:29:33.002
99	Thomas STRAUVEN	Rodin Motorsport	4	Turn 10	8	12:30:19.538
99	Thomas STRAUVEN	Rodin Motorsport	5	Turn 10	15	12:53:43.944
99	Thomas STRAUVEN	Rodin Motorsport	6	Turn 10	18	12:58:55.213
						Total Infractions: <input type="text" value="5"/>