

F4Spain


ROUND 6 - JEREZ

PREVIOUS TEST 2

Sector Analysis

— Invalidated Lap ■ Personal Best ■ Session Best B Crossing the pit lane

Lap	Time	Sector 1	Sector 2	Sector 3	T.Sp	Elapsed	Lap	Time	Sector 1	Sector 2	Sector 3	T.Sp	Elapsed
3	Griffin PEEBLES AUS												
	MP Motorsport						Tatuus F4 T-421						
1	3:03.167	1:54.447	31.785	36.935	160.2	3:03.167	2	2:12.696	1:06.161	30.669	35.866	183.7	30:27.430
2	1:46.093	41.413	29.290	35.390	198.9	4:49.260	3	<u>1:47.635</u>	<u>41.715</u>	29.978	35.942	196.4	32:15.065
3	1:44.584	40.379	29.087	35.118	199.3	6:33.844	4	<u>1:46.304</u>	<u>41.138</u>	29.682	35.484	197.4	34:01.369
4	<u>1:44.357</u>	40.268	28.966	<u>35.123</u>	201.5	8:18.201	5	<u>1:45.922</u>	40.916	29.518	<u>35.488</u>	199.3	35:47.291
5	1:44.271	40.264	28.964	35.043	199.3	10:02.472	6	<u>1:45.652</u>	<u>40.784</u>	29.414	<u>35.454</u>	200.7	37:32.943
6	1:44.339	40.211	28.923	35.205	201.1	11:46.811	7	6:45.420 B	41.015	29.791	5:34.614	200.4	44:18.363
7	1:50.239	40.551	29.992	39.696	202.2	13:37.050	8	2:07.064	55.611	33.798	37.655	182.1	46:25.427
8	1:44.731	40.509	28.987	35.235	200.7	15:21.781	9	1:48.638	43.374	29.762	35.502	194.9	48:14.065
9	1:44.557	40.398	28.998	35.161	200.4	17:06.338	10	<u>1:45.807</u>	<u>40.971</u>	29.488	<u>35.348</u>	198.2	49:59.872
10	<u>1:44.532</u>	40.273	29.112	<u>35.147</u>	201.5	18:50.870	11	<u>1:46.162</u>	<u>40.828</u>	29.991	35.343	199.6	51:46.034
11	2:41.196 B	40.926	29.048	1:31.222	198.5	21:32.066	12	<u>1:45.464</u>	<u>40.816</u>	29.336	<u>35.312</u>	200.4	53:31.498
12	2:10.500 B	51.915	29.122	49.463	200.7	23:42.566	13	<u>1:45.563</u>	<u>40.633</u>	29.389	35.541	195.3	55:17.061
13	16:50.408 B	58.645	29.155	...	200.4	40:32.974	14	1:45.081	40.533	29.276	35.272	198.9	57:02.142
14	2:00.553	51.597	31.781	37.175	159.8	42:33.527	15	<u>1:45.720</u>	40.836	29.364	<u>35.520</u>	199.6	58:47.862
15	1:48.480	42.047	30.750	35.683	169.3	44:22.007	16	<u>1:45.479</u>	<u>40.559</u>	29.246	35.674	198.2	1:00:33.341
16	1:52.293	40.481	29.271	42.541	201.9	46:14.300							
17	1:44.808	40.109	28.673	36.026	200.7	47:59.108							
18	1:47.673	40.231	31.322	36.120	201.5	49:46.781							
19	1:45.288	40.280	28.812	36.196	202.6	51:32.069							
20	<u>1:43.772</u>	40.133	28.748	<u>34.891</u>	202.2	53:15.841							
21	1:45.798	40.344	30.161	35.293	202.6	55:01.639							
22	1:44.318	40.139	28.960	35.219	201.9	56:45.957							
23	1:46.823	40.308	30.600	35.915	201.5	58:32.780							
24	<u>1:44.409</u>	<u>40.418</u>	28.896	<u>35.095</u>	200.0	1:00:17.189							
4	Juan COTA ESP												
	Drivex						Tatuus F4 T-421						
1	2:30.972	1:24.748	30.178	36.046	191.8	2:30.972	7	Maciej GLADYSZ POL					
2	2:02.337 B	40.914	29.543	51.880	199.3	4:33.309		KCL MP Motorsport					
3	1:56.868	52.834	29.030	35.004	200.4	6:30.177		Tatuus F4 T-421					
4	1:43.684	40.065	28.673	34.946	202.6	8:13.861	1	2:39.340 B	59.527	30.573	1:09.240	177.0	2:39.340
5	1:44.163	40.161	28.754	35.248	202.2	9:58.024	2	3:08.738 B	1:36.072	29.337	1:03.329	197.1	5:48.078
6	1:47.364	40.135	28.880	38.349	203.8	11:45.388	3	2:19.915	1:14.610	29.142	36.163	202.6	8:07.993
7	1:43.930	40.058	28.741	35.131	203.0	13:29.318	4	1:44.343	40.342	29.006	34.995	202.2	9:52.336
8	1:44.132	40.188	28.789	35.155	201.5	15:13.450	5	1:44.311	40.307	29.017	34.987	200.7	11:36.647
9	1:44.101	40.226	28.783	35.092	201.9	16:57.551	6	1:44.170	40.148	28.950	35.072	202.6	13:20.817
10	1:44.030	40.170	28.818	35.042	201.9	18:41.581	7	1:44.442	40.303	29.019	35.120	201.1	15:05.259
11	1:44.278	40.240	28.761	35.277	200.7	20:25.859	8	1:47.122	40.152	30.728	36.242	202.6	16:52.381
12	1:45.026	41.061	28.910	35.055	201.9	22:10.885	9	1:44.128	40.198	28.864	35.066	201.9	18:36.509
13	1:44.760	40.541	28.848	35.371	201.9	23:55.645	10	1:44.158	40.106	28.891	35.161	202.2	20:20.667
14	1:44.865	40.659	29.048	35.158	199.3	25:40.510	11	1:51.846	43.684	32.699	35.463	191.5	22:12.513
15	16:05.367 B	40.273	28.858	...	201.5	41:45.877	12	1:44.242	40.255	28.825	35.162	203.0	23:56.755
16	1:55.628	49.030	30.454	36.144	190.8	43:41.505	13	16:11.976 B	44.068	34.011	...	161.7	40:08.731
17	1:46.625	40.729	29.281	36.615	202.2	45:28.130	14	2:07.617	55.631	33.011	38.975	166.4	42:16.348
18	1:43.928	40.179	28.672	35.077	201.5	47:12.058	15	1:49.387	41.951	30.150	37.286	191.8	44:05.735
19	1:45.707	40.168	28.646	36.893	202.6	48:57.765	16	1:44.206	40.331	28.879	34.996	201.5	45:49.941
20	1:43.824	40.108	28.675	35.041	203.4	50:41.589	17	1:43.760	40.058	28.761	34.941	200.7	47:33.701
21	1:44.347	40.549	28.747	35.051	201.5	52:25.936	18	1:45.291	40.168	30.131	34.992	201.9	49:18.992
22	1:44.284	40.298	28.901	35.085	201.1	54:10.220	19	<u>1:43.728</u>	40.062	28.687	<u>34.979</u>	201.9	51:02.720
23	1:43.946	40.163	28.664	35.119	202.2	55:54.166	20	1:45.317	40.119	29.130	36.068	202.6	52:48.037
							21	<u>1:43.915</u>	<u>40.184</u>	28.711	35.020	201.9	54:31.952
							22	1:43.877	40.018	28.826	35.033	203.8	56:15.829
							23	<u>1:44.152</u>	40.284	28.804	<u>35.064</u>	203.0	57:59.981
5	Lorenzo CAMPOS AGO												
	GRS Team USA						Tatuus F4 T-421						
1	28:14.734 B	...	34.715	56.785	157.2	28:14.734	8	Enzo TARNVANICHKUL THA					
								Campos Racing					
								Tatuus F4 T-421					
							1	2:48.349	1:40.942	30.693	36.714	189.5	2:48.349
							2	1:46.671	41.407	29.682	35.582	193.9	4:35.020
							3	1:45.644	40.861	29.399	35.384	196.7	6:20.664
							4	1:45.410	40.736	29.218	35.456	198.2	8:06.074
							5	1:50.617	42.001	32.799	35.817	176.8	9:56.691
							6	1:45.256	40.658	29.308	35.290	199.3	11:41.947
							7	<u>1:45.145</u>	40.678	29.173	<u>35.294</u>	199.6	13:27.092
							8	1:45.425	40.836	29.158	35.431	196.7	15:12.517
							9	<u>2:37.020</u> B	43.284	30.066	<u>1:23.670</u>	187.5	17:49.537
							10	2:36.006 B	1:03.682	29.124	1:03.200	199.3	20:25.543
9	René LAMMERS NLD												
	MP Motorsport						Tatuus F4 T-421						



F4Spain ROUND 6 - JEREZ PREVIOUS TEST 2

Sector Analysis


Lap	Time	Sector 1	Sector 2	Sector 3	T.Sp	Elapsed	Lap	Time	Sector 1	Sector 2	Sector 3	T.Sp	Elapsed
1	2:50.842	1:01.357	31.631	1:17.854	173.1	2:50.842	4	1:46.765	41.133	29.801	35.831	195.7	8:32.530
2	2:09.542	46.839	30.202	52.501	195.3	5:00.384	5	1:48.079	42.345	29.917	35.817	185.9	10:20.609
3	1:57.748	52.678	29.734	35.336	197.4	6:58.132	6	1:45.925	40.812	29.529	35.584	198.5	12:06.534
4	1:45.296	40.755	29.120	35.421	200.7	8:43.428	7	1:54.416	44.863	33.592	35.961	141.0	14:00.950
5	1:45.455	40.778	29.300	35.377	201.9	10:28.883	8	1:49.100	42.643	30.859	35.598	173.4	15:50.050
6	1:44.593	40.359	29.048	35.186	202.2	12:13.476	9	1:50.960	44.103	30.936	35.921	158.1	17:41.010
7	1:44.820	40.399	29.108	35.313	202.2	13:58.296	10	6:59.344	41.245	31.280	5:46.819	194.2	24:40.354
8	1:44.764	40.374	29.110	35.280	201.5	15:43.060	11	1:52.984	47.083	29.960	35.941	196.0	26:33.338
9	1:44.917	40.463	29.146	35.308	199.6	17:27.977	12	1:46.287	41.084	29.541	35.662	196.4	28:19.625
10	1:46.550	41.891	29.278	35.381	195.7	19:14.527	13	1:46.753	41.463	29.600	35.690	194.9	30:06.378
11	1:45.537	40.759	29.192	35.586	198.9	21:00.064	14	2:01.948	52.141	33.023	36.784	128.1	32:08.326
12	19:07.898	44.638	30.400	...	187.8	40:07.962	15	1:46.581	41.052	29.502	36.027	197.4	33:54.907
13	2:06.103	54.694	32.959	38.450	166.2	42:14.065	16	9:56.326	41.910	31.163	8:43.253	191.8	43:51.233
14	1:47.405	42.110	29.847	35.448	200.4	44:01.470	17	2:07.357	55.671	33.004	38.682	140.1	45:58.590
15	1:44.895	40.443	29.085	35.367	202.2	45:46.365	18	1:48.708	42.823	29.955	35.930	196.0	47:47.298
16	1:44.188	40.338	28.889	34.961	201.1	47:30.553	19	1:46.121	40.908	29.482	35.731	198.9	49:33.419
17	1:44.204	40.298	28.858	35.048	201.5	49:14.757	20	1:45.630	40.806	29.385	35.439	199.3	51:19.049
18	1:44.059	40.227	28.789	35.043	203.0	50:58.816	21	1:45.222	40.680	29.169	35.373	198.5	53:04.271
19	1:44.008	40.185	28.808	35.015	201.1	52:42.824							
20	1:44.239	40.118	28.982	35.139	202.2	54:27.063							
21	1:47.069	40.217	30.762	36.090	203.0	56:14.132							
22	1:44.672	40.502	28.987	35.183	200.4	57:58.804							
23	1:44.165	40.214	28.812	35.139	201.1	59:42.969							

10 Lorenzo CASTILLO						
						MEX
Tecnicar						Tatuus F4 T-421
1	3:05.639	1:56.924	32.189	36.526	148.6	3:05.639
2	1:46.796	41.488	29.660	35.648	196.4	4:52.435
3	1:45.611	40.822	29.308	35.481	198.5	6:38.046
4	1:45.269	40.565	29.147	35.557	198.2	8:23.315
5	1:45.548	40.687	29.242	35.619	199.6	10:08.863
6	1:45.172	40.581	29.095	35.496	200.4	11:54.035
7	1:45.479	40.648	29.313	35.518	200.0	13:39.514
8	1:45.607	41.075	29.145	35.387	198.9	15:25.121
9	8:43.777	40.787	29.372	7:33.618	198.9	24:08.898
10	2:02.828	52.320	32.656	37.852	166.2	26:11.726
11	1:47.971	41.836	30.320	35.815	193.9	27:59.697
12	1:45.407	40.902	29.155	35.350	198.2	29:45.104
13	1:45.206	40.754	29.107	35.345	198.2	31:30.310
14	1:45.147	40.674	29.070	35.403	199.3	33:15.457
15	1:44.924	40.579	29.092	35.253	199.3	35:00.381
16	1:45.318	40.720	29.284	35.314	198.9	36:45.699
17	1:45.126	40.621	29.167	35.338	198.9	38:30.825
18	1:45.157	40.553	29.297	35.307	198.2	40:15.982
19	8:40.352	42.916	29.480	7:27.956	196.4	48:56.334
20	1:50.149	45.338	29.390	35.421	196.4	50:46.483
21	1:45.323	40.811	29.128	35.384	197.8	52:31.806
22	1:44.918	40.514	29.156	35.248	200.4	54:16.724
23	1:45.079	40.557	29.075	35.447	199.3	56:01.803
24	1:45.123	40.695	29.136	35.292	200.0	57:46.926
25	1:44.973	40.515	29.135	35.323	200.7	59:31.899

11 Alexander JACOBY						
						KGZ
GRS Team USA						Tatuus F4 T-421
1	3:08.696	1:59.881	32.160	36.655	166.9	3:08.696
2	1:48.036	41.784	29.952	36.300	194.6	4:56.732
3	1:49.033	43.307	29.830	35.896	195.3	6:45.765

12 Adam AL AZHARI						
						ARE
Tecnicar						Tatuus F4 T-421
1	3:21.155	2:11.119	32.423	37.613	161.4	3:21.155
2	1:49.227	42.656	30.377	36.194	196.7	5:10.382
3	1:47.187	41.548	29.883	35.756	199.3	6:57.569
4	1:46.942	41.818	29.394	35.730	200.7	8:44.511
5	1:46.408	40.821	29.255	36.332	201.5	10:30.919
6	1:45.739	40.976	29.368	35.395	199.3	12:16.658
7	5:02.549	40.683	29.338	3:52.528	199.6	17:19.207
8	2:00.818	51.450	31.951	37.417	161.0	19:20.025
9	1:45.821	41.148	29.334	35.339	197.8	21:05.846
10	1:48.306	40.682	29.805	37.819	198.5	22:54.152
11	1:45.583	40.912	29.253	35.418	195.7	24:39.735
12	1:45.048	40.486	29.165	35.397	201.9	26:24.783
13	1:44.840	40.576	28.992	35.272	202.2	28:09.623
14	1:44.532	40.321	29.034	35.177	200.4	29:54.155
15	1:44.691	40.383	29.047	35.261	200.7	31:38.846
16	1:44.977	40.611	29.143	35.223	199.3	33:23.823
17	6:50.965	40.388	29.468	5:41.109	203.0	40:14.788
18	2:01.881	51.476	32.047	38.358	160.7	42:16.669
19	1:49.646	42.365	30.015	37.266	193.9	44:06.315
20	1:44.735	40.497	29.018	35.220	200.4	45:51.050
21	1:44.398	40.210	29.004	35.184	200.0	47:35.448
22	1:44.489	40.311	29.070	35.108	199.6	49:19.937
23	1:44.811	40.334	28.826	35.651	203.4	51:04.748
24	1:44.415	40.378	28.950	35.087	200.7	52:49.163
25	1:44.557	40.380	28.995	35.182	200.0	54:33.720
26	1:44.253	40.139	28.913	35.201	203.8	56:17.973
27	1:51.419	43.692	32.047	35.680	191.8	58:09.392
28	1:44.404	40.332	28.867	35.205	201.9	59:53.796

14 Keanu AL AZHARI						
						ARE
MP Motorsport						Tatuus F4 T-421
1	2:37.132	1:29.836	30.884	36.412	178.8	2:37.132
2	1:45.826	41.040	29.253	35.533	198.9	4:22.958
3	1:44.646	40.442	29.040	35.164	201.1	6:07.604
4	1:44.140	40.149	28.929	35.062	204.5	7:51.744
5	1:43.998	40.195	28.759	35.044	201.1	9:35.742



F4Spain

ROUND 6 - JEREZ

PREVIOUS TEST 2

Sector Analysis

— Invalidated Lap ■ Personal Best ■ Session Best B Crossing the pit lane

Lap	Time	Sector 1	Sector 2	Sector 3	T.Sp	Elapsed	Lap	Time	Sector 1	Sector 2	Sector 3	T.Sp	Elapsed
6	1:44.236	40.286	28.861	35.089	201.1	11:19.978	12	1:52.094	42.502	29.710	39.882	194.6	45:35.281
7	1:44.093	40.110	28.877	35.106	203.0	13:04.071	13	1:44.392	40.327	28.975	35.090	199.3	47:19.673
8	1:44.227	40.234	28.901	35.092	200.0	14:48.298	14	1:44.462	40.383	28.947	35.132	198.9	49:04.135
9	1:44.043	40.197	28.834	35.012	201.1	16:32.341	15	1:44.306	40.195	28.942	35.169	203.0	50:48.441
10	1:44.261	40.353	28.865	35.043	199.3	18:16.602	16	1:45.986	40.084	28.841	37.061	200.7	52:34.427
11	2:38.973 B	40.432	29.086	1:29.455	200.4	20:55.575	17	1:44.612	40.480	28.920	35.212	202.2	54:19.039
12	2:14.870 B	51.147	29.015	54.708	203.0	23:10.445							
13	17:05.677 B	50.227	29.280	...	200.0	40:16.122							
14	2:03.529	53.140	32.250	38.139	161.9	42:19.651							
15	1:52.587	44.804	30.504	37.279	168.7	44:12.238							
16	1:46.402	41.108	29.690	35.604	200.0	45:58.640							
17	1:44.532	40.273	28.971	35.288	200.4	47:43.172							
18	1:43.749	40.161	28.665	34.923	201.5	49:26.921							
19	1:43.538	40.064	28.575	34.899	203.0	51:10.459							
20	1:43.768	40.078	28.768	34.922	202.6	52:54.227							
21	1:43.748	40.101	28.735	34.912	202.2	54:37.975							
22	1:43.999	40.135	28.800	35.064	203.0	56:21.974							
23	1:43.984	40.110	28.876	34.998	203.4	58:05.958							
24	1:44.166	40.274	28.807	35.085	201.1	59:50.124							

18 **Andrés CÁRDENAS** PER
Griffin Core by Campos Tatuus F4 T-421

1	3:38.807 B	1:06.652	32.288	1:59.867	176.5	3:38.807
2	2:46.044 B	1:08.486	30.300	1:07.258	194.6	6:24.851
3	2:25.089	1:15.336	29.307	40.446	200.0	8:49.940
4	1:45.045	40.614	29.134	35.297	199.3	10:34.985
5	1:47.406	40.501	29.163	37.742	199.6	12:22.391
6	1:44.766	40.408	29.048	35.310	200.7	14:07.157
7	1:44.672	40.467	29.013	35.192	198.9	15:51.829
8	1:44.742	40.487	29.019	35.236	196.4	17:36.571
9	1:44.505	40.374	29.014	35.117	198.9	19:21.076
10	1:47.481	40.565	29.281	37.635	200.0	21:08.557
11	12:39.785 B	40.609	29.105	...	199.6	33:48.342
12	2:02.854	52.237	33.344	37.273	178.5	35:51.196
13	1:49.800	42.281	30.528	36.991	182.1	37:40.996
14	1:44.656	40.632	28.893	35.131	199.6	39:25.652
15	1:43.991	40.211	28.790	34.990	199.6	41:09.643
16	1:44.099	40.257	28.810	35.032	200.0	42:53.742
17	1:44.207	40.297	28.849	35.061	201.5	44:37.949
18	1:44.384	40.246	28.936	35.202	199.6	46:22.333
19	1:44.057	40.243	28.868	34.946	200.0	48:06.390
20	1:48.215	40.547	28.928	38.740	197.8	49:54.605
21	1:44.699	40.390	29.037	35.272	200.4	51:39.304

19 **Matus RYBA** SVK
Drivex Tatuus F4 T-421


1	5:27.837	4:22.172	29.969	35.696	194.2	5:27.837
2	2:39.534 B	40.891	29.427	1:29.216	201.1	8:07.371
3	2:05.889	1:01.591	29.110	35.188	200.7	10:13.260
4	1:46.401	40.770	30.271	35.360	152.8	11:59.661
5	1:44.955	40.459	29.243	35.253	198.5	13:44.616
6	1:44.853	40.475	29.053	35.325	199.6	15:29.469
7	1:48.454	43.345	29.504	35.605	182.4	17:17.923
8	1:44.616	40.386	29.041	35.189	200.4	19:02.539
9	1:44.764	40.477	29.059	35.228	199.3	20:47.303
10	20:57.171 B	40.590	30.434	...	200.4	41:44.474
11	1:58.713	50.842	30.909	36.962	192.5	43:43.187

21 **Yevan DAVID** LKA
Saintéloc Racing Tatuus F4 T-421

1	2:54.031	1:44.631	31.974	37.426	167.2	2:54.031
2	1:46.268	41.419	29.338	35.511	197.1	4:40.299
3	1:44.877	40.590	28.927	35.360	197.8	6:25.176
4	1:44.569	40.407	28.948	35.214	201.5	8:09.745
5	1:45.623	40.554	29.700	35.369	200.0	9:55.368
6	1:45.061	40.455	29.212	35.394	200.4	11:40.429
7	1:44.493	40.305	28.933	35.255	201.5	13:24.922
8	1:44.846	40.673	28.960	35.213	198.5	15:09.768
9	1:44.312	40.260	28.908	35.144	201.5	16:54.080
10	23:23.868 B	40.404	29.021	...	201.5	40:17.948
11	2:07.047	53.027	34.555	39.465	155.6	42:24.995
12	1:54.139	46.747	31.541	35.851	170.9	44:19.134
13	1:47.872	40.462	29.011	38.399	202.2	46:07.006
14	1:44.709	40.193	28.939	35.577	200.4	47:51.715
15	1:44.383	40.264	28.981	35.138	201.9	49:36.098
16	1:46.379	40.351	29.180	36.848	203.4	51:22.477
17	1:44.471	40.267	28.937	35.267	203.0	53:06.948
18	1:58.352	45.447	34.407	38.498	125.3	55:05.300
19	1:44.583	40.329	28.982	35.272	201.9	56:49.883
20	1:44.480	40.244	28.943	35.293	200.7	58:34.363

22 **Peter BOUZINELOS** AUS
Rodin Motorsport Tatuus F4 T-421

1	2:54.760 B	1:08.659	31.517	1:14.584	160.7	2:54.760
2	2:10.878 B	45.371	29.761	55.746	194.2	5:05.638
3	2:37.786 B	1:12.904	30.174	54.708	186.5	7:43.424
4	2:03.653	59.197	29.175	35.281	200.4	9:47.077
5	1:45.006	40.530	29.134	35.342	198.9	11:32.083
6	1:45.010	40.534	29.261	35.215	199.6	13:17.093
7	1:44.720	40.570	28.954	35.196	199.6	15:01.813
8	1:45.002	40.363	29.135	35.504	200.0	16:46.815
9	1:44.512	40.326	28.944	35.242	200.4	18:31.327
10	1:44.704	40.572	29.073	35.059	199.3	20:16.031
11	1:44.740	40.409	29.058	35.273	200.0	22:00.771
12	1:50.940	42.232	31.604	37.104	147.1	23:51.711
13	1:45.059	40.392	29.092	35.575	201.1	25:36.770
14	15:05.351 B	40.640	29.180	...	199.6	40:42.121
15	2:00.540	50.888	32.718	36.934	123.7	42:42.661
16	1:49.259	41.534	31.532	36.193	150.4	44:31.920
17	1:45.213	40.957	29.150	35.106	198.2	46:17.133
18	1:44.113	40.255	28.805	35.053	201.1	48:01.246
19	1:48.390	41.256	29.806	37.328	201.1	49:49.636
20	1:44.015	40.377	28.762	34.876	201.9	51:33.651
21	1:48.398	43.168	29.717	35.513	193.2	53:22.049
22	1:46.479	40.277	28.853	37.349	200.7	55:08.528
23	1:44.031	40.166	28.855	35.010	200.7	56:52.559



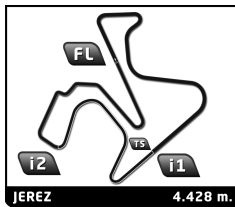
F4Spain ROUND 6 - JEREZ PREVIOUS TEST 2

Sector Analysis

Jan PRZYROWSKI							Joanne CICONTE						
Lap	Time	Sector 1	Sector 2	Sector 3	T.Sp	Elapsed	Lap	Time	Sector 1	Sector 2	Sector 3	T.Sp	Elapsed
23	Griffin Core by Campos Tatuus F4 T-421						5	1:44.131	40.193	28.910	35.028	201.9	11:50.882
1	3:05.379	1:06.274	31.711	1:27.394	179.4	3:05.379	6	1:44.143	40.175	28.953	35.015	202.6	13:35.025
2	3:14.821	1:33.772	29.764	1:11.285	185.9	6:20.200	7	1:44.298	40.350	28.898	35.050	198.9	15:19.323
3	2:18.049	1:12.978	29.853	35.218	186.2	8:38.249	8	1:44.308	40.236	28.971	35.101	201.1	17:03.631
4	1:44.751	40.591	28.961	35.199	198.9	10:23.000	9	1:44.547	40.277	28.956	35.314	202.2	18:48.178
5	1:44.381	40.375	28.920	35.086	201.1	12:07.381	10	1:44.508	40.535	28.894	35.079	200.4	20:32.686
6	1:44.475	40.421	28.915	35.139	199.3	13:51.856	11	1:45.226	40.391	29.557	35.278	200.7	22:17.912
7	1:44.082	40.287	28.863	34.932	199.6	15:35.938	12	2:52.466	40.473	28.975	1:43.018	201.1	25:10.378
8	1:44.284	40.363	28.929	34.992	199.3	17:20.222	13	1:49.273	44.537	29.423	35.313	201.9	26:59.651
9	1:44.108	40.264	28.792	35.052	199.6	19:04.330	14	13:10.390	40.548	28.964	...	200.0	40:10.041
10	15:01.173	40.284	28.807	...	200.4	34:05.503	15	2:04.997	53.080	33.106	38.811	169.3	42:15.038
11	1:59.767	49.892	32.946	36.929	185.6	36:05.270	16	1:48.015	41.940	29.999	36.076	200.7	44:03.053
12	1:46.549	41.486	29.702	35.361	191.2	37:51.819	17	1:44.873	40.434	29.235	35.204	201.5	45:47.926
13	1:44.337	40.452	28.932	34.953	198.9	39:36.156	18	1:43.973	40.070	28.875	35.028	201.1	47:31.899
14	1:43.802	40.227	28.679	34.896	199.6	41:19.958	19	1:44.219	40.326	28.871	35.022	201.1	49:16.118
15	1:43.869	40.304	28.710	34.855	198.9	43:03.827	20	1:44.012	40.201	28.757	35.054	203.0	51:00.130
16	1:43.727	40.168	28.725	34.834	199.6	44:47.554	21	1:43.999	40.116	28.852	35.031	202.2	52:44.129
17	1:43.687	40.085	28.687	34.915	201.1	46:31.241	22	1:44.326	40.327	28.907	35.092	201.5	54:28.455
18	1:45.699	40.104	28.868	36.727	199.6	48:16.940	23	1:54.806	43.596	35.201	36.009	173.4	56:23.261
19	1:44.012	40.219	28.747	35.046	199.6	50:00.952	24	1:44.383	40.339	28.907	35.137	201.9	58:07.644
20	1:44.074	40.093	28.935	35.046	203.8	51:45.026	29	Joanne CICONTE AUS DXR Tatuus F4 T-421					
24	Ernesto RIVERA MEX Griffin Core by Campos Tatuus F4 T-421						1	4:01.387	2:49.377	34.170	37.840	183.4	4:01.387
1	2:22.514	1:10.516	33.608	38.390	162.2	2:22.514	2	1:51.558	42.747	32.284	36.527	191.2	5:52.945
2	1:51.561	42.815	31.481	37.265	192.5	4:14.075	3	1:49.444	41.570	31.654	36.220	196.7	7:42.389
3	1:47.349	41.312	30.056	35.981	197.1	6:01.424	4	1:47.744	41.426	30.307	36.011	194.6	9:30.133
4	1:45.416	40.764	29.267	35.385	199.6	7:46.840	5	1:47.034	41.268	29.926	35.840	196.4	11:17.167
5	6:25.152	42.523	32.192	5:10.437	177.3	14:11.992	6	1:51.637	41.046	34.241	36.350	197.4	13:08.804
6	1:56.361	48.501	31.435	36.425	168.7	16:08.353	7	7:01.970	41.479	30.318	5:50.173	194.2	20:10.774
7	1:46.281	41.241	29.322	35.718	197.8	17:54.634	8	2:13.068	59.755	33.139	40.174	169.8	22:23.842
8	1:44.154	40.277	28.914	34.963	198.9	19:38.788	9	1:50.069	42.898	30.744	36.427	193.9	24:13.911
9	1:44.124	40.253	28.881	34.990	198.5	21:22.912	10	1:47.169	41.507	29.871	35.791	196.4	26:01.080
10	1:44.001	40.235	28.780	34.986	199.3	23:06.913	11	1:46.513	41.357	29.644	35.512	196.0	27:47.593
11	1:43.899	40.114	28.809	34.976	200.4	24:50.812	12	1:45.734	40.891	29.444	35.399	197.8	29:33.327
12	1:44.368	40.183	28.983	35.202	200.0	26:35.180	13	1:46.103	41.090	29.444	35.569	195.7	31:19.430
13	1:47.952	40.241	29.033	38.678	202.2	28:23.132	14	1:45.669	40.784	29.513	35.372	197.8	33:05.099
14	11:37.633	40.284	29.035	...	200.7	40:00.765	15	1:45.673	40.822	29.465	35.386	197.8	34:50.772
15	1:55.960	48.520	31.056	36.384	190.8	41:56.725	16	8:54.380	41.075	29.868	7:43.437	197.4	43:45.152
16	1:45.310	40.910	29.247	35.153	200.4	43:42.035	17	2:04.301	52.777	32.656	38.868	191.8	45:49.453
17	1:47.892	40.449	29.611	37.832	204.9	45:29.927	18	1:50.707	44.552	30.120	36.035	194.2	47:40.160
18	1:44.098	40.047	28.884	35.167	200.7	47:14.025	19	1:45.898	41.071	29.463	35.364	197.1	49:26.058
19	1:45.064	40.138	28.751	36.175	200.0	48:59.089	20	1:58.035	47.561	32.279	38.195	193.9	51:24.093
20	1:43.869	40.189	28.735	34.945	202.6	50:42.958	21	1:46.329	41.112	29.475	35.742	200.0	53:10.422
21	1:44.174	40.292	28.893	34.989	201.1	52:27.132	22	1:45.838	40.805	29.458	35.575	199.6	54:56.260
22	1:44.053	40.126	28.812	35.115	202.6	54:11.185	23	1:46.843	41.920	29.419	35.504	200.0	56:43.103
23	1:44.762	40.136	28.803	35.823	202.6	55:55.947	24	1:46.939	40.840	30.010	36.089	199.3	58:30.042
24	1:44.236	40.307	28.887	35.042	198.9	57:40.183	25	1:45.734	40.948	29.264	35.522	198.9	1:00:15.776
27	Lucas FLUXÁ ESP KCL MP Motorsport Tatuus F4 T-421						32	Wiktor DOBRZANSKI POL Technicar Tatuus F4 T-421					
1	2:46.934	59.999	31.456	1:15.479	183.4	2:46.934	1	2:43.371	1:34.803	31.443	37.125	189.8	2:43.371
2	3:18.166	1:36.871	30.850	1:10.445	194.6	6:05.100	2	1:47.637	42.210	29.815	35.612	189.5	4:31.008
3	2:17.262	1:11.532	29.929	35.801	200.7	8:22.362	3	1:45.495	40.729	29.279	35.487	200.0	6:16.503
4	1:44.389	40.377	29.026	34.986	200.0	10:06.751	4	1:45.144	40.563	29.115	35.466	201.9	8:01.647
							5	1:46.302	41.117	29.716	35.469	189.1	9:47.949
							6	1:45.566	40.655	29.222	35.689	200.7	11:33.515



5 y 6 de octubre



F4Spain ROUND 6 - JEREZ PREVIOUS TEST 2

Sector Analysis

— Invalidated Lap							■ Personal Best	■ Session Best	■ Crossing the pit lane						
Lap	Time	Sector 1	Sector 2	Sector 3	T.Sp	Elapsed	Lap	Time	Sector 1	Sector 2	Sector 3	T.Sp	Elapsed		
7	1:45.099	40.329	29.424	35.346	204.5	13:18.614	7	<u>1:44.697</u>	<u>40.355</u>	29.162	35.180	202.2	13:13.055		
8	1:45.301	40.628	29.296	35.377	200.4	15:03.915	8	8:37.818 B	40.497	29.152	7:28.169	199.6	21:50.873		
9	<u>1:44.952</u>	<u>40.448</u>	29.110	35.394	201.9	16:48.867	9	1:57.804	49.877	31.855	36.072	177.3	23:48.677		
10	<u>1:45.861</u>	<u>40.576</u>	29.643	35.642	200.0	18:34.728	10	1:45.126	40.706	29.131	35.289	200.0	25:33.803		
11	<u>1:45.159</u>	<u>40.635</u>	29.209	35.315	199.3	20:19.887	11	1:44.661	40.473	29.047	35.141	200.7	27:18.464		
12	7:49.692 B	41.307	29.596	6:38.789	198.5	28:09.579	12	<u>1:44.350</u>	40.253	28.982	<u>35.115</u>	201.9	29:02.814		
13	2:01.925	52.504	32.562	36.859	184.6	30:11.504	13	<u>1:44.506</u>	40.366	29.000	35.140	200.0	30:47.320		
14	1:47.375	41.903	30.114	35.358	192.9	31:58.879	14	1:44.645	40.388	29.038	35.219	201.1	32:31.965		
15	1:45.431	40.630	29.442	35.359	200.4	33:44.310	15	1:44.628	40.534	29.012	35.082	198.9	34:16.593		
16	1:44.805	40.437	29.240	<u>35.128</u>	200.7	35:29.115	16	<u>9:11.019</u> B	<u>40.407</u>	29.606	8:01.006	202.6	43:27.612		
17	1:44.580	40.324	29.053	35.203	202.2	37:13.695	17	2:24.112 B	55.099	32.025	56.988	162.2	45:51.724		
18	<u>1:44.505</u>	<u>40.237</u>	<u>28.954</u>	35.314	201.5	38:58.200	18	2:01.240	53.333	29.894	38.013	191.8	47:52.964		
19	1:45.061	40.472	29.261	35.328	200.7	40:43.261	19	1:52.844	43.992	29.563	39.289	202.2	49:45.808		
20	1:44.919	40.515	29.076	35.328	202.2	42:28.180	20	1:44.589	40.547	29.009	<u>35.033</u>	201.1	51:30.397		
21	1:54.892	44.534	32.472	37.886	156.3	44:23.072	21	<u>1:44.315</u>	<u>40.215</u>	29.037	<u>35.063</u>	201.9	53:14.712		
22	1:45.406	40.423	29.230	35.753	202.2	46:08.478	22	<u>1:44.453</u>	<u>40.318</u>	<u>28.929</u>	35.206	202.6	54:59.165		
23	1:45.265	40.491	29.224	35.550	203.8	47:53.743	23	<u>1:44.498</u>	<u>40.233</u>	29.112	35.153	202.6	56:43.663		
24	5:35.642 B	41.759	29.159	4:24.724	199.3	53:29.385	24	1:45.159	40.513	29.357	35.289	204.2	58:28.822		
25	1:49.604	44.921	29.303	35.380	200.7	55:18.989	25	<u>1:44.604</u>	<u>40.433</u>	29.006	35.165	201.9	1:00:13.426		
26	1:45.483	40.726	29.189	35.568	200.7	57:04.472									
27	1:45.856	40.787	29.336	35.733	198.9	58:50.328									
28	1:45.482	40.739	29.282	35.461	200.0	1:00:35.810									

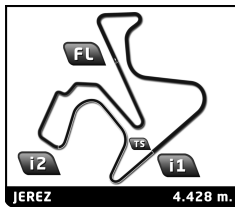
33 Christopher FEGHALI LBN						
Drivex		Tatuus F4 T-421				
1	2:25.481	1:13.577	32.617	39.287	141.2	2:25.481
2	<u>1:51.538</u>	<u>41.792</u>	30.574	39.172	194.6	4:17.019
3	<u>1:48.715</u>	<u>42.247</u>	30.174	36.294	191.2	6:05.734
4	<u>8:45.085</u> B	<u>41.905</u>	30.559	7:32.621	192.2	14:50.819
5	<u>1:52.208</u>	<u>47.415</u>	29.425	<u>35.368</u>	196.4	16:43.027
6	<u>1:45.061</u>	<u>40.626</u>	29.185	<u>35.250</u>	198.5	18:28.088
7	<u>1:50.068</u>	<u>41.696</u>	32.485	<u>35.887</u>	182.4	20:18.156
8	<u>1:44.695</u>	<u>40.403</u>	29.072	<u>35.220</u>	201.5	22:02.851
9	<u>1:50.556</u>	<u>40.840</u>	32.157	37.559	175.0	23:53.407
10	<u>1:45.085</u>	<u>40.649</u>	29.105	35.331	201.5	25:38.492
11	<u>1:50.128</u>	<u>40.586</u>	33.674	<u>35.868</u>	201.1	27:28.620
12	14:18.868 B	40.803	29.432	...	201.9	41:47.488
13	1:58.555	49.144	32.200	37.211	195.7	43:46.043
14	1:53.518	41.031	31.382	41.105	196.7	45:39.561
15	<u>1:44.327</u>	<u>40.323</u>	28.960	<u>35.044</u>	200.4	47:23.888
16	<u>1:45.032</u>	<u>40.732</u>	29.098	35.202	199.3	49:08.920
17	1:44.408	40.325	<u>28.847</u>	35.236	202.6	50:53.328
18	<u>1:47.466</u>	40.610	31.597	<u>35.259</u>	201.5	52:40.794
19	1:44.751	40.470	29.089	35.192	198.9	54:25.545
20	<u>1:44.284</u>	<u>40.190</u>	29.016	35.078	202.2	56:09.829
21	1:44.893	40.373	29.122	35.398	201.5	57:54.722
22	1:44.667	40.481	29.003	35.183	201.1	59:39.389
23	<u>1:44.952</u>	<u>40.609</u>	29.056	<u>35.287</u>	200.0	1:01:24.341

35 Adam HIDEG HUN						
CRAM Motorsport		Tatuus F4 T-421				
1	2:23.761 B	54.668	31.408	57.685	175.0	2:23.761
2	2:03.432	58.033	29.959	35.440	188.5	4:27.193
3	1:45.003	40.611	29.223	35.169	200.0	6:12.196
4	1:44.825	40.418	29.053	35.354	202.6	7:57.021
5	1:44.854	40.533	29.096	35.225	200.7	9:41.875
6	1:46.483	41.145	30.024	35.314	177.0	11:28.358

37 Filippo FIORENTINO BRA						
CRAM Motorsport		Tatuus F4 T-421				
1	2:25.387 B	56.334	31.040	58.013	162.7	2:25.387
2	2:31.195	1:25.392	29.923	35.880	198.9	4:56.582
3	1:45.444	40.654	29.282	35.508	197.8	6:42.026
4	1:45.376	40.838	29.132	35.406	198.5	8:27.402
5	1:45.069	40.542	29.194	35.333	198.5	10:12.471
6	<u>1:44.800</u>	<u>40.455</u>	29.088	35.257	200.0	11:57.271
7	1:48.984	43.932	29.692	35.360	187.8	13:46.255
8	<u>1:44.862</u>	40.506	29.134	<u>35.222</u>	200.0	15:31.117
9	<u>6:20.850</u> B	<u>40.604</u>	29.200	5:11.046	198.9	21:51.967
10	1:57.298	49.264	31.946	36.088	176.8	23:49.265
11	1:45.468	40.882	29.247	35.339	200.7	25:34.733
12	1:44.986	40.652	29.199	<u>35.135</u>	198.5	27:19.719
13	1:44.958	40.645	29.079	35.234	200.0	29:04.677
14	<u>1:44.878</u>	40.549	28.999	35.330	198.5	30:49.555
15	1:44.901	40.542	29.128	35.231	199.3	32:34.456
16	<u>1:45.136</u>	<u>40.630</u>	<u>28.957</u>	35.549	199.3	34:19.592
17	9:09.139 B	41.226	39.542	7:48.371	184.9	43:28.731
18	2:23.863 B	54.332	32.217	57.314	154.7	45:52.594
19	2:00.737	52.941	29.841	37.955	188.8	47:53.331
20	1:53.697	44.120	29.384	40.193	201.5	49:47.028
21	1:45.672	40.682	29.057	35.933	200.7	51:32.700
22	1:44.894	40.475	29.093	35.326	200.7	53:17.594
23	1:45.323	40.528	29.262	35.533	200.7	55:02.917
24	1:45.011	<u>40.463</u>	29.066	35.482	199.6	56:47.928
25	1:54.850	46.650	32.751	35.449	176.5	58:42.778

46 Nathan TYE GBR						
Campos Racing		Tatuus F4 T-421				
1	2:15.867	1:05.876	32.738	37.253	180.3	2:15.867
2	1:48.651	41.770	30.105	36.776	196.4	4:04.518
3	1:46.727	40.645	29.301	36.781	200.7	5:51.245
4	1:45.002	40.571	29.176	35.255	200.4	7:36.247
5	1:44.967	40.608	29.044	35.315	199.3	9:21.214
6	<u>1:44.747</u>	40.508	29.067	<u>35.172</u>	199.3	11:05.961
7	1:44.591	40.335	29.022	35.234	201.9	12:50.552





F4Spain

ROUND 6 - JEREZ

PREVIOUS TEST 2

Sector Analysis

Lap	Time	Sector 1	Sector 2	Sector 3	T.Spd	Elapsed	Lap	Time	Sector 1	Sector 2	Sector 3	T.Spd	Elapsed
8	1:44.581	40.375	28.994	35.212	199.6	14:35.133	15	1:45.443	40.925	29.226	35.292	198.2	44:57.833
9	1:44.600	40.451	29.023	35.126	200.7	16:19.733	16	1:44.498	40.347	28.967	35.184	198.9	46:42.331
10	2:02.431 B	40.466	28.991	52.974	200.0	18:22.164	17	1:44.417	40.345	28.874	35.198	198.9	48:26.748
11	15:44.427 B	56.618	29.122	...	201.5	34:06.591	18	1:44.479	40.376	28.930	35.173	199.6	50:11.227
12	1:59.602	49.761	32.683	37.158	181.8	36:06.193	19	1:55.652	47.454	32.795	35.403	147.9	52:06.879
13	1:48.085	41.477	30.002	36.606	194.6	37:54.278	20	1:44.701	40.574	29.002	35.125	198.5	53:51.580
14	1:44.606	40.586	28.969	35.051	199.3	39:38.884	21	1:44.729	40.431	29.094	35.204	200.4	55:36.309
15	1:44.155	40.307	28.796	35.052	199.6	41:23.039	22	1:44.946	40.478	29.057	35.411	198.5	57:21.255
16	1:43.918	40.256	28.721	34.941	201.1	43:06.957							
17	1:43.929	40.209	28.746	34.974	200.0	44:50.886							
18	1:43.901	40.146	28.750	35.005	201.5	46:34.787							
19	1:43.885	40.119	28.796	34.970	200.7	48:18.672							
20	1:43.972	40.173	28.832	34.967	201.9	50:02.644							
21	1:49.715	40.328	31.809	37.578	200.7	51:52.359							
22	1:44.388	40.345	28.904	35.139	200.0	53:36.747							

48 James EGOZI USA
Campos Racing Tatuus F4 T-421

1	2:57.416 B	1:05.094	32.386	1:19.936	174.5	2:57.416
2	3:16.752 B	1:35.435	31.386	1:09.931	172.5	6:14.168
3	4:45.530 B	1:09.634	29.283	3:06.613	201.5	10:59.698
4	1:57.897	49.274	30.706	37.917	181.8	12:57.595
5	1:45.824	40.926	29.705	35.193	198.2	14:43.419
6	1:44.226	40.304	28.946	34.976	201.9	16:27.645
7	<u>1:44.170</u>	<u>40.190</u>	28.879	35.101	201.5	18:11.815
8	1:46.617	40.304	29.057	37.256	201.5	19:58.432
9	<u>1:44.208</u>	<u>40.276</u>	28.948	34.984	199.3	21:42.640
10	1:44.646	40.525	29.044	35.077	195.7	23:27.286
11	<u>10:49.352 B</u>	40.377	28.998	<u>9:39.977</u>	200.7	34:16.638
12	2:00.771	50.131	33.226	37.414	161.7	36:17.409
13	1:47.384	41.739	29.823	35.822	190.8	38:04.793
14	1:44.782	40.582	29.079	35.121	200.0	39:49.575
15	1:44.103	40.381	28.829	34.893	200.4	41:33.678
16	1:43.912	40.138	28.852	<u>34.922</u>	201.5	43:17.590
17	1:44.120	40.268	28.931	34.921	203.0	45:01.710
18	<u>1:43.929</u>	<u>40.202</u>	28.786	34.941	202.2	46:45.639
19	1:44.140	40.160	28.864	35.116	201.5	48:29.779
20	1:48.976	40.312	32.035	36.629	201.5	50:18.755
21	1:44.008	40.181	28.871	34.956	201.5	52:02.763
22	1:44.039	40.166	28.871	35.002	202.6	53:46.802

50 Tim GERHARDS NLD
Monlau Motorsport Tatuus F4 T-421

1	2:58.044 B	1:11.027	31.094	1:15.923	175.9	2:58.044
2	2:25.893 B	48.171	29.816	1:07.906	194.9	5:23.937
3	2:32.008 B	1:05.905	29.521	56.582	196.7	7:55.945
4	2:04.323	59.453	29.353	35.517	198.9	10:00.268
5	1:45.781	40.773	29.525	35.483	199.6	11:46.049
6	1:45.664	40.797	29.332	35.535	200.7	13:31.713
7	1:45.538	40.838	29.228	35.472	198.9	15:17.251
8	<u>1:45.294</u>	40.683	29.204	<u>35.407</u>	200.0	17:02.545
9	1:45.488	40.754	29.213	35.521	199.3	18:48.033
10	1:46.422	41.327	29.396	35.699	201.1	20:34.455
11	1:45.559	40.824	29.193	35.542	199.3	22:20.014
12	1:45.528	40.729	29.369	35.430	199.6	24:05.542
13	17:09.245 B	40.848	29.375	...	198.9	41:14.787
14	1:57.603	49.918	31.331	36.354	186.9	43:12.390

55 Chase FERNANDEZ GBR
Rodin Motorsport Tatuus F4 T-421


1	<u>3:41.346 B</u>	1:09.246	31.456	<u>2:00.644</u>	192.9	3:41.346
2	2:46.929 B	1:11.071	29.986	1:05.872	197.4	6:28.275
3	4:50.875 B	1:15.891	29.880	3:05.104	199.3	11:19.150
4	2:03.735	51.344	34.310	38.081	154.9	13:22.885
5	1:51.884	43.079	30.599	38.206	162.2	15:14.769
6	<u>1:45.430</u>	40.963	29.433	<u>35.034</u>	198.5	17:00.199
7	1:44.756	40.460	29.148	35.148	201.1	18:44.955
8	1:44.940	40.641	29.071	35.228	200.7	20:29.895
9	<u>1:45.732</u>	<u>40.462</u>	29.232	<u>36.038</u>	201.1	22:15.627
10	<u>1:45.958</u>	<u>40.543</u>	29.186	36.229	201.9	24:01.585
11	<u>1:45.304</u>	<u>40.670</u>	29.146	35.488	203.0	25:46.889
12	1:54.110	44.278	31.944	37.888	194.6	27:40.999
13	1:45.359	40.729	29.095	35.535	200.0	29:26.358
14	1:45.329	40.625	29.411	35.293	200.0	31:11.687
15	9:42.111 B	40.615	29.137	8:32.359	200.7	40:53.798
16	1:56.459	48.636	31.302	36.521	193.9	42:50.257
17	1:51.907	43.005	31.269	37.633	141.0	44:42.164
18	1:45.151	40.506	29.331	35.314	201.1	46:27.315
19	1:44.766	40.401	29.060	35.305	200.7	48:12.081
20	<u>1:44.681</u>	<u>40.410</u>	29.057	35.214	201.5	49:56.762
21	1:44.801	40.472	29.077	35.252	201.9	51:41.563
22	<u>1:44.690</u>	<u>40.438</u>	28.979	35.273	201.5	53:26.253
23	1:45.024	40.497	29.155	35.372	201.9	55:11.277
24	<u>1:44.791</u>	<u>40.413</u>	29.057	35.321	201.9	56:56.068
25	1:45.179	40.473	29.346	35.360	201.5	58:41.247

66 Francisco MACEDO PRT
DXR Tatuus F4 T-421

1	3:15.128	2:06.652	30.395	38.081	191.5	3:15.128
2	<u>1:48.561</u>	<u>41.548</u>	31.070	35.943	175.9	5:03.689
3	<u>1:45.300</u>	<u>40.603</u>	29.276	35.421	200.7	6:48.989
4	1:54.081	40.211	31.788	42.082	202.2	8:43.070
5	1:45.019	40.533	29.241	35.245	201.1	10:28.089
6	1:44.142	40.071	28.926	35.145	203.0	12:12.231
7	<u>1:44.150</u>	40.182	28.897	<u>35.071</u>	202.2	13:56.381
8	6:24.705 B	40.151	28.884	5:15.670	201.9	20:21.086
9	1:54.029	47.341	30.577	36.111	198.2	22:15.115
10	<u>1:44.286</u>	<u>40.194</u>	28.843	35.249	203.4	23:59.401
11	1:46.710	41.317	29.029	36.364	201.9	25:46.111
12	1:44.528	40.362	29.039	35.127	201.9	27:30.639
13	14:01.082 B	40.590	29.313	...	201.1	41:31.721
14	2:02.087	52.384	31.828	37.875	192.2	43:33.808
15	1:50.828	42.286	31.071	37.471	196.7	45:24.636
16	1:46.350	40.931	29.329	36.090	201.1	47:10.986
17	<u>1:44.287</u>	<u>40.301</u>	28.861	35.125	200.4	48:55.273
18	1:46.026	41.232	29.358	35.436	201.9	50:41.299



5 y 6 de octubre



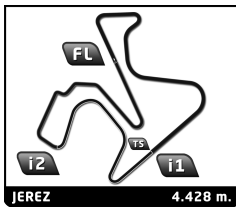
F4Spain ROUND 6 - JEREZ PREVIOUS TEST 2

Sector Analysis

— Invalidated Lap ■ Personal Best ■ Session Best B Crossing the pit lane

Lap	Time	Sector 1	Sector 2	Sector 3	T.Spd	Elapsed	Lap	Time	Sector 1	Sector 2	Sector 3	T.Spd	Elapsed						
19	1:49.310	43.519	30.014	35.777	201.1	52:30.609	5	1:45.064	40.558	29.256	35.250	201.5	12:17.902						
20	1:44.071	40.118	28.749	35.204	203.0	54:14.680	6	1:45.369	40.699	29.293	35.377	199.6	14:03.271						
21	1:43.818	39.978	28.698	35.142	203.8	55:58.498	7	1:44.943	40.509	29.181	35.253	201.5	15:48.214						
22	1:47.304	40.396	30.241	36.667	202.6	57:45.802	8	1:45.201	40.766	29.157	35.278	198.2	17:33.415						
23	1:44.194	40.260	28.782	35.152	203.0	59:29.996	9	1:45.127	40.583	29.242	35.302	199.3	19:18.542						
69 Maximiliano RESTREPO COL Saintéloc Racing Tatuus F4 T-421							10 1:45.126 40.583 29.144 35.399 199.3 21:03.668												
1	3:34.962 B	1:47.528	33.019	1:14.415	185.2	3:34.962	11	1:45.193	40.704	29.210	35.279	199.6	22:48.861						
2	1:50.872	45.323	29.733	35.816	191.2	5:25.834	12	1:45.132	40.675	29.157	35.300	199.3	24:33.993						
3	1:45.437	40.761	29.244	35.432	200.0	7:11.271	13	1:45.593	40.782	29.343	35.468	199.6	26:19.586						
4	1:45.056	40.726	29.157	35.173	197.1	8:56.327	14	1:45.481	40.736	29.270	35.475	200.0	28:05.067						
5	1:44.909	40.458	29.034	35.417	198.9	10:41.236	15	1:45.484	40.724	29.353	35.407	198.5	29:50.551						
6	1:45.232	40.787	29.241	35.204	200.0	12:26.468	16	1:45.420	40.699	29.382	35.339	199.6	31:35.971						
7	1:45.328	40.708	29.292	35.328	197.1	14:11.796	17	1:45.252	40.708	29.250	35.294	199.6	33:21.223						
8	26:08.903 B	40.556	29.190	...	197.4	40:20.699	18	8:05.474 B	40.827	29.327	6:55.320	200.0	41:26.697						
9	2:00.154	50.959	32.204	36.991	161.2	42:20.853	19	2:01.911	54.287	31.031	36.593	191.8	43:28.608						
10	1:56.917	44.337	30.826	41.754	148.4	44:17.770	20	1:48.240	41.027	30.011	37.202	199.6	45:16.848						
11	1:44.585	40.477	29.010	35.098	200.0	46:02.355	21	1:44.648	40.433	29.099	35.116	200.0	47:01.496						
12	1:47.732	40.482	28.965	38.285	201.1	47:50.087	22	1:44.373	40.334	28.940	35.099	200.4	48:45.869						
13	1:44.624	40.549	28.898	35.177	199.3	49:34.711	23	1:44.245	40.353	28.833	35.059	201.1	50:30.114						
14	1:47.218	40.338	29.060	37.820	203.0	51:21.929	24	1:44.298	40.295	28.916	35.087	200.4	52:14.412						
15	1:44.337	40.321	28.911	35.105	198.5	53:06.266	25	1:44.311	40.328	28.917	35.066	201.1	53:58.723						
16	1:44.561	40.534	28.939	35.088	198.2	54:50.827	26	1:48.621	42.263	31.027	35.331	200.0	55:47.344						
17	1:50.006	41.825	29.871	38.310	197.1	56:40.833	27	1:44.743	40.384	29.100	35.259	200.0	57:32.087						
71 Mattia COLNAGHI ITA KCL MP Motorsport Tatuus F4 T-421							28 1:44.518 40.358 28.989 35.171 200.7 59:16.605												
1	2:31.935 B	57.914	30.322	1:03.699	191.8	2:31.935	78 Gabriel GÓMEZ ITA TC Racing Tatuus F4 T-421												
2	3:08.413 B	1:27.447	29.404	1:11.562	199.6	5:40.348	1	2:37.169 B	58.391	31.204	1:07.574	167.4	2:37.169						
3	2:18.537	1:14.642	28.932	34.963	201.5	7:58.885	2	2:38.910	1:32.594	30.708	35.608	164.1	5:16.079						
4	1:44.043	40.268	28.765	35.010	203.0	9:42.928	3	1:45.124	40.724	29.218	35.182	198.9	7:01.203						
5	1:43.927	40.107	28.861	34.959	203.8	11:26.855	4	24:48.908 B	40.761	31.264	...	200.7	31:50.111						
6	1:43.929	40.046	28.863	35.020	203.0	13:10.784	5	2:01.792	54.200	31.331	36.261	178.5	33:51.903						
7	1:45.525	40.290	29.677	35.558	201.9	14:56.309	6	1:45.845	41.060	29.384	35.401	196.4	35:37.748						
8	1:44.030	40.134	28.892	35.004	201.9	16:40.339	7	1:45.208	40.755	29.154	35.299	199.3	37:22.956						
9	1:43.961	40.136	28.753	35.072	201.9	18:24.300	8	3:59.392 B	40.746	28.938	2:49.708	198.2	41:22.348						
10	1:43.935	40.126	28.820	34.989	201.5	20:08.235	9	2:01.676	52.281	31.767	37.628	167.4	43:24.024						
11	2:49.723 B	40.483	29.175	1:40.065	199.6	22:57.958	10	1:49.291	43.007	30.564	35.720	181.8	45:13.315						
12	2:11.013 B	51.807	29.614	49.592	202.2	25:08.971	11	1:44.445	40.367	29.079	34.999	199.6	46:57.760						
13	14:58.466 B	51.562	29.124	...	201.9	40:07.437	12	1:44.454	40.498	28.940	35.016	198.2	48:42.214						
14	2:06.132	54.636	32.798	38.698	162.2	42:13.569	13	1:44.293	40.417	28.896	34.980	200.0	50:26.507						
15	1:47.063	41.839	29.824	35.400	199.3	44:00.632	14	1:44.274	40.298	28.903	35.073	200.0	52:10.781						
16	1:44.228	40.342	29.015	34.871	201.9	45:44.860	15	1:45.254	40.495	29.067	35.692	199.6	53:56.035						
17	1:43.391	39.936	28.649	34.806	202.6	47:28.251	16	1:44.714	40.392	28.980	35.342	200.7	55:40.749						
18	1:43.546	40.044	28.720	34.782	202.2	49:11.797	88 Cristian CANTÚ MEX TC Racing Tatuus F4 T-421												
19	1:43.386	39.997	28.561	34.828	203.8	50:55.183	1	2:10.845	1:02.053	31.778	37.014	180.9	2:10.845						
20	1:43.875	39.989	28.935	34.951	203.4	52:39.058	2	1:48.302	41.852	30.337	36.113	192.5	3:59.147						
21	1:43.688	40.050	28.739	34.899	202.2	54:22.746	3	1:46.390	41.067	29.741	35.582	197.4	5:45.537						
22	1:43.672	39.999	28.721	34.952	203.8	56:06.418	4	1:46.151	40.807	29.661	35.683	197.8	7:31.688						
77 Lenny RIED DEU Monlau Motorsport Tatuus F4 T-421							5	1:45.707	41.017	29.300	35.390	196.7	9:17.395						
1	3:00.033 B	1:32.301	31.122	56.610	190.8	3:00.033	6	1:45.403	40.737	29.288	35.378	197.8	11:02.798						
2	2:30.272 B	48.171	29.771	1:12.330	197.8	5:30.305	7	1:45.147	40.572	29.208	35.367	198.5	12:47.945						
3	2:49.323 B	1:20.513	29.867	58.943	198.9	8:19.628	8	1:45.045	40.496	29.218	35.331	198.9	14:32.990						
4	2:13.210	1:08.219	29.441	35.550	198.5	10:32.838	9	7:22.177 B	40.516	29.167	6:12.494	200.0	21:55.167						
							10	1:59.063	51.847	30.300	36.916	195.7	23:54.230						
							11	1:47.239	40.888	31.007	35.344	197.8	25:41.469						





F4Spain

ROUND 6 - JEREZ

PREVIOUS TEST 2

Sector Analysis

Lap	Time	Sector 1	Sector 2	Sector 3	T.Sp	Elapsed	Lap	Time	Sector 1	Sector 2	Sector 3	T.Sp	Elapsed
12	1:44.994	40.611	29.228	35.155	199.6	27:26.463	12	<u>1:44.878</u>	40.750	29.018	<u>35.110</u>	199.6	23:34.651
13	<u>1:44.839</u>	40.512	29.106	<u>35.221</u>	200.4	29:11.302	13	17:05.981 B	40.479	29.032	...	201.1	40:40.632
14	1:44.978	40.614	29.171	35.193	200.4	30:56.280	14	1:59.685	51.319	32.269	<u>36.097</u>	111.0	42:40.317
15	1:48.688	42.470	30.309	35.909	186.5	32:44.968	15	<u>1:46.489</u>	41.243	30.150	<u>35.096</u>	140.1	44:26.806
16	<u>5:46.722</u> B	40.475	29.210	<u>4:37.037</u>	198.9	38:31.690	16	1:43.669	40.078	28.689	34.902	203.4	46:10.475
17	2:01.717	52.026	32.096	37.595	192.5	40:33.407	17	1:43.802	39.985	28.774	35.043	202.2	47:54.277
18	1:51.621	42.580	31.591	37.450	170.1	42:25.028	18	1:43.985	40.306	28.713	34.966	201.9	49:38.262
19	1:49.512	40.584	30.071	38.857	200.7	44:14.540	19	1:45.255	40.188	28.713	36.354	202.6	51:23.517
20	1:46.797	40.499	29.241	37.057	200.4	46:01.337	20	1:46.214	40.109	28.912	37.193	203.8	53:09.731
21	1:53.950	44.128	31.728	38.094	155.2	47:55.287							
22	1:47.118	40.479	29.356	37.283	202.2	49:42.405							
23	1:44.671	40.515	28.998	35.158	201.5	51:27.076							
24	<u>1:44.571</u>	40.361	28.996	<u>35.214</u>	200.4	53:11.647							
25	1:44.973	40.468	29.152	35.353	201.5	54:56.620							
26	1:45.575	40.958	29.181	35.436	200.7	56:42.195							
27	1:44.935	40.574	29.121	35.240	199.6	58:27.130							
28	<u>1:44.908</u>	<u>40.507</u>	29.229	<u>35.172</u>	200.4	1:00:12.038							

93 Ariel ELKIN		ISR					
Saintéloc Racing		Tatuus F4 T-421					
1	3:02.511	1:52.209	32.469	37.833	171.7	3:02.511	
2	1:47.868	42.210	29.992	35.666	171.7	4:50.379	
3	1:44.915	40.525	29.047	35.343	200.7	6:35.294	
4	<u>1:44.758</u>	<u>40.526</u>	28.986	35.246	198.5	8:20.052	
5	1:44.821	40.469	29.080	35.272	200.0	10:04.873	
6	1:44.164	40.224	28.854	35.086	201.9	11:49.037	
7	<u>1:44.661</u>	40.375	28.973	<u>35.313</u>	201.1	13:33.698	
8	1:49.795	42.652	31.208	35.935	177.9	15:23.493	
9	1:44.651	40.440	28.980	35.231	200.4	17:08.144	
10	<u>1:44.708</u>	<u>40.364</u>	28.939	<u>35.405</u>	199.6	18:52.852	
11	<u>1:44.560</u>	<u>40.391</u>	29.017	35.152	201.1	20:37.412	
12	<u>1:44.824</u>	<u>40.463</u>	29.071	35.290	201.1	22:22.236	
13	1:44.591	40.253	29.026	35.312	202.2	24:06.827	
14	16:12.298 B	40.560	29.175	...	201.9	40:19.125	
15	2:01.232	50.691	32.190	38.351	161.9	42:20.357	
16	1:53.091	44.481	30.556	38.054	164.6	44:13.448	
17	1:46.502	40.390	29.919	36.193	204.5	45:59.950	
18	1:44.762	40.654	28.969	35.139	198.9	47:44.712	
19	1:44.003	40.170	28.811	35.022	202.2	49:28.715	
20	1:44.619	40.513	29.103	35.003	203.0	51:13.334	
21	1:44.236	40.187	28.941	35.108	201.1	52:57.570	
22	<u>1:44.252</u>	<u>40.309</u>	28.851	35.092	201.1	54:41.822	
23	<u>1:44.229</u>	<u>40.219</u>	28.953	35.057	201.1	56:26.051	

99 Thomas STRAUVEN		BEL					
Rodin Motorsport		Tatuus F4 T-421					
1	2:53.721 B	1:07.824	31.405	1:14.492	144.0	2:53.721	
2	2:07.987 B	45.507	29.522	52.958	196.4	5:01.708	
3	<u>2:24.150</u> B	1:05.306	29.218	<u>49.626</u>	202.6	7:25.858	
4	2:02.232	57.962	29.193	35.077	200.0	9:28.090	
5	1:44.356	40.339	29.022	34.995	200.4	11:12.446	
6	1:44.371	40.213	29.043	35.115	201.9	12:56.817	
7	1:44.532	40.209	28.957	35.366	200.4	14:41.349	
8	1:44.597	40.296	29.124	35.177	201.1	16:25.946	
9	<u>1:44.624</u>	40.411	28.957	<u>35.256</u>	199.3	18:10.570	
10	1:44.694	40.481	29.046	35.167	197.8	19:55.264	
11	1:54.509	45.998	33.347	35.164	178.2	21:49.773	