

F4Spain


ROUND 6 - JEREZ

FREE PRACTICE

Sector Analysis

— Invalidated Lap ■ Personal Best ■ Session Best B Crossing the pit lane

Lap	Time	Sector 1	Sector 2	Sector 3	T.Sp	Elapsed	Lap	Time	Sector 1	Sector 2	Sector 3	T.Sp	Elapsed
3	Griffin PEEBLES AUS MP Motorsport Tatuus F4 T-421						7	Maciej GLADYSZ POL KCL MP Motorsport Tatuus F4 T-421					
1	3:44.075	B	1:49.306	33.654	1:21.115	165.1	3:20.324	B	1:09.559	34.414	1:36.351	168.7	3:20.324
2	2:42.428	B	1:22.987	29.684	49.757	200.0	2:17.788	B	49.673	31.178	56.937	171.2	5:38.112
3	<u>2:01.259</u>		56.421	29.333	<u>35.505</u>	202.6	<u>2:16.752</u>		1:12.048	29.395	<u>35.309</u>	203.0	7:54.864
4	1:46.150		40.426	28.998	36.726	200.7	1:44.682		40.459	29.076	35.147	203.0	9:39.546
5	1:44.534		40.242	29.106	35.186	202.2	1:44.148		40.135	28.940	35.073	203.8	11:23.694
6	8:55.329	B	40.088	28.941	7:46.300	201.5	1:43.997		40.109	28.838	35.050	203.0	13:07.691
7	2:02.805		52.034	32.989	37.782	139.9	<u>1:44.013</u>		40.026	28.924	<u>35.063</u>	204.9	14:51.704
8	1:48.146		42.353	29.931	35.862	203.0	5:58.817	B	40.254	28.875	4:49.688	204.2	20:50.521
9	5:54.136	B	42.206	35.554	4:36.376	151.7	2:01.730		52.508	31.670	37.552	171.7	22:52.251
10	2:04.591		54.583	29.924	40.084	176.2	1:51.075		43.261	30.632	37.182	190.1	24:43.326
11	<u>2:00.803</u>		<u>40.121</u>	29.382	51.300	204.2	11:58.084	B	40.333	36.215	4:11.536	201.9	30:11.410
12	<u>1:44.364</u>		<u>40.001</u>	28.782	35.581	204.5	1:57.563		51.317	30.698	35.548	183.4	32:08.973
13	<u>1:44.944</u>		<u>39.676</u>	28.789	36.479	205.3	1:46.199		40.529	29.797	35.873	206.1	33:55.172
14	<u>1:43.379</u>		<u>39.795</u>	28.823	<u>34.761</u>	205.7	1:43.535		40.009	28.692	34.834	204.2	35:38.707
15	1:43.482		39.964	<u>28.660</u>	34.858	207.7	<u>1:43.195</u>		39.841	28.671	<u>34.683</u>	204.2	37:21.902
16							1:46.704		<u>39.708</u>	28.895	38.101	204.9	39:08.606
17							<u>1:43.315</u>		<u>39.728</u>	<u>28.624</u>	34.963	205.7	40:51.921
4	Juan COTA ESP Drivex Tatuus F4 T-421						8	Enzo TARNVANICHKUL THA Campos Racing Tatuus F4 T-421					
1	2:32.874		1:21.074	33.002	38.798	172.5	4:35.345	B	1:09.062	33.334	2:52.949	188.8	4:35.345
2	1:49.998		42.958	30.651	36.389	194.9	<u>1:54.504</u>		48.476	29.955	<u>36.073</u>	193.5	6:29.849
3	1:48.428		42.040	29.551	36.837	204.5	1:45.723		40.809	29.255	35.659	200.4	8:15.572
4	1:45.737		40.629	29.145	35.963	204.2	<u>1:44.898</u>		<u>40.310</u>	29.190	<u>35.398</u>	202.2	10:00.470
5	1:44.664		40.499	28.901	35.264	203.8	<u>1:45.063</u>		40.351	29.202	<u>35.510</u>	201.9	11:45.533
6	<u>1:44.358</u>		<u>40.339</u>	28.863	35.156	204.9	1:51.570		40.489	30.453	40.628	203.4	13:37.103
7	1:44.168		40.235	28.747	35.186	204.5	<u>1:44.874</u>		<u>40.639</u>	<u>29.073</u>	<u>35.162</u>	199.6	15:21.977
8	1:44.283		40.191	28.840	35.252	204.9	<u>8:14.122</u>	B	40.353	<u>28.958</u>	<u>7:04.811</u>	200.7	23:36.099
9	8:37.202	B	41.586	32.942	7:22.674	184.0							
10	2:03.567		50.679	31.415	41.473	162.4							
11	4:52.570	B	53.522	40.351	3:18.697	190.8							
12	2:11.047		58.532	30.605	41.910	189.5							
13	1:55.666		40.481	28.958	46.227	204.9							
14	<u>1:43.883</u>		<u>40.161</u>	28.779	34.943	205.7							
15	<u>1:43.134</u>		<u>39.912</u>	28.553	34.669	205.3							
16	<u>1:42.890</u>		<u>39.752</u>	<u>28.472</u>	<u>34.666</u>	205.3							
17	1:43.235		39.800	28.587	34.848	205.7							
5	Lorenzo CAMPOS AGO GRS Team USA Tatuus F4 T-421						9	René LAMMERS NLD MP Motorsport Tatuus F4 T-421					
1	3:49.072	B	2:09.128	35.445	1:04.499	162.4	2:47.579	B	1:06.922	32.270	1:08.387	187.2	2:47.579
2	2:44.812		1:36.495	32.125	36.192	171.2	2:43.746	B	1:12.511	33.673	57.562	167.4	5:31.325
3	1:46.751		41.210	29.738	35.803	200.0	2:12.809		1:04.389	31.367	37.053	145.6	7:44.134
4	1:47.249		41.304	30.107	35.838	197.4	1:45.464		40.732	29.285	35.447	201.5	9:29.598
5	<u>1:46.104</u>		<u>40.970</u>	29.586	35.548	199.6	1:44.574		40.406	29.005	35.163	202.2	11:14.172
6	<u>1:45.540</u>		40.587	29.485	<u>35.468</u>	201.9	1:44.456		40.231	29.020	35.205	203.4	12:58.628
7	7:05.783	B	42.903	32.330	5:50.550	197.1	1:44.135		40.106	28.935	35.094	203.4	14:42.763
8	2:07.363		55.475	32.769	39.119	169.5	7:33.969	B	40.261	29.230	6:24.478	203.8	22:16.732
9	1:51.136		43.707	30.782	36.647	190.1	2:03.797		54.107	32.510	37.180	155.2	24:20.529
10	<u>5:25.233</u>	B	<u>42.392</u>	36.004	4:06.837	138.5	5:52.829	B	43.150	35.646	4:34.033	162.2	30:13.358
11	1:58.900		50.122	31.645	37.133	166.9	1:56.553		50.560	29.892	36.101	201.9	32:09.911
12	1:49.754		41.462	31.155	37.137	204.5	1:46.712		40.628	29.591	36.493	205.7	33:56.623
13	1:45.984		<u>40.872</u>	29.680	35.432	200.7	1:43.829		40.130	28.775	34.924	2	



F4Spain

ROUND 6 - JEREZ

FREE PRACTICE

Sector Analysis

— Invalidated Lap ■ Personal Best ■ Session Best B Crossing the pit lane

Lap	Time	Sector 1	Sector 2	Sector 3	T.Spd	Elapsed	Lap	Time	Sector 1	Sector 2	Sector 3	T.Spd	Elapsed
5	1:45.513	40.694	29.310	35.509	201.1	9:59.726	3	2:14.021	1:09.344	29.279	35.398	203.8	7:47.406
6	1:45.399	40.727	29.203	35.469	200.7	11:45.125	4	1:44.794	40.590	29.012	35.192	205.3	9:32.200
7	8:41.022 B	40.614	29.528	7:30.880	201.9	20:26.147	5	1:44.349	40.302	28.863	35.184	205.3	11:16.549
8	2:06.423	53.561	33.587	39.275	166.4	22:32.570	6	1:43.970	40.064	28.785	35.121	204.9	13:00.519
9	1:51.956	44.086	31.272	36.598	186.5	24:24.526	7	7:55.978 B	40.180	28.984	6:46.814	204.9	20:56.497
10	5:41.649 B	40.606	29.979	4:31.064	203.4	30:06.175	8	2:07.005	54.831	33.231	38.943	161.4	23:03.502
11	1:53.169	47.789	29.589	35.791	201.9	31:59.344	9	1:53.855	44.460	32.053	37.342	163.4	24:57.357
12	1:44.856	40.447	28.976	35.433	203.0	33:44.200	10	5:16.863 B	44.600	38.647	3:53.616	158.6	30:14.220
13	1:44.297	40.187	29.046	35.064	202.6	35:28.497	11	1:59.670	51.374	30.868	37.428	167.2	32:13.890
14	1:44.164	40.081	28.952	35.131	202.6	37:12.661	12	1:44.785	40.316	28.951	35.518	204.2	33:58.675
15	1:44.035	40.103	28.924	35.008	202.6	38:56.696	13	1:43.809	40.038	28.871	34.900	208.5	35:42.484
16	1:43.975	40.113	28.848	35.014	201.9	40:40.671	14	1:43.355	39.929	28.654	34.772	208.1	37:25.839

11 Alexander JACOBY KGZ
GRS Team USA Tatuus F4 T-421

1	3:25.867 B	1:09.942	34.641	1:41.284	170.9	3:25.867
2	2:32.443	1:24.590	31.137	36.716	173.6	5:58.310
3	1:48.276	41.617	29.977	36.682	198.5	7:46.586
4	1:47.452	42.144	29.476	35.832	201.9	9:34.038
5	1:45.579	40.625	29.301	35.653	201.1	11:19.617
6	1:48.941	40.759	30.995	37.187	200.7	13:08.558
7	1:45.458	40.668	29.289	35.501	201.9	14:54.016
8	7:31.984 B	40.800	30.388	6:20.796	201.9	22:26.000
9	2:09.214	57.026	33.572	38.616	177.0	24:35.214
10	5:32.994 B	42.581	34.235	4:16.178	175.3	30:08.208
11	1:54.199	47.751	30.199	36.249	186.9	32:02.407
12	1:46.188	41.340	29.400	35.448	201.1	33:48.595
13	1:45.196	40.635	29.205	35.356	203.8	35:33.791
14	1:44.675	40.357	29.107	35.211	202.6	37:18.466
15	1:44.828	40.301	29.252	35.275	203.4	39:03.294
16	1:46.388	40.292	30.437	35.659	203.4	40:49.682

12 Adam AL AZHARI ARE
Tecnicar Tatuus F4 T-421

1	2:12.796	1:00.165	33.550	39.081	159.8	2:12.796
2	1:56.483	46.272	33.829	36.382	126.0	4:09.279
3	1:46.397	41.177	29.505	35.715	201.1	5:55.676
4	1:45.308	40.573	29.231	35.504	202.6	7:40.984
5	1:44.957	40.614	29.117	35.226	201.1	9:25.941
6	1:44.581	40.341	29.011	35.229	203.0	11:10.522
7	1:44.545	40.354	28.835	35.356	202.6	12:55.067
8	1:44.444	40.315	28.905	35.224	203.8	14:39.511
9	1:45.171	40.309	29.198	35.664	205.3	16:24.682
10	5:40.961 B	40.464	30.230	4:30.267	201.9	22:05.643
11	2:03.684	53.033	32.292	38.359	166.2	24:09.327
12	6:31.521 B	43.256	31.904	5:16.361	165.9	30:40.848
13	2:02.982	53.055	30.289	39.638	170.9	32:43.830
14	1:52.384	40.261	29.295	42.828	206.5	34:36.214
15	1:44.621	40.328	28.908	35.385	202.6	36:20.835
16	1:44.706	40.477	28.878	35.351	204.2	38:05.541
17	1:43.882	40.056	28.795	35.031	203.4	39:49.423
18	1:43.840	40.121	28.798	34.921	204.5	41:33.263

14 Keanu AL AZHARI ARE
MP Motorsport Tatuus F4 T-421

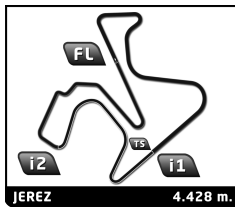
1	2:49.329 B	1:07.388	33.017	1:08.924	168.2	2:49.329
2	2:44.056 B	1:16.832	31.081	56.143	169.0	5:33.385

18 Andrés CÁRDENAS PER
Griffin Core by Campos Tatuus F4 T-421

1	3:11.260 B	1:11.109	33.250	1:26.901	188.8	3:11.260
2	2:47.568 B	1:19.692	30.433	57.443	177.9	5:58.828
3	2:21.278	1:14.698	29.875	36.705	195.3	8:20.106
4	1:45.501	40.747	29.168	35.586	200.7	10:05.607
5	1:44.683	40.353	29.085	35.245	201.9	11:50.290
6	1:44.598	40.216	29.031	35.351	202.2	13:34.888
7	1:44.602	40.445	28.914	35.243	202.6	15:19.490
8	7:09.381 B	40.324	28.999	6:00.058	200.4	22:28.871
9	2:02.064	52.998	31.679	37.387	196.4	24:30.935
10	5:47.770 B	41.594	31.845	4:34.331	199.3	30:18.705
11	2:06.901	53.482	30.445	42.974	191.2	32:25.606
12	1:44.812	40.602	29.131	35.079	202.6	34:10.418
13	1:44.761	40.657	29.028	35.076	203.4	35:55.179
14	1:43.732	40.026	28.769	34.937	203.4	37:38.911
15	1:43.648	40.019	28.776	34.853	202.2	39:22.559
16	1:43.877	39.943	28.949	34.985	201.1	41:06.436

19 Matus RYBA SVK
Drivex Tatuus F4 T-421

1	2:42.978	1:33.158	31.143	38.677	191.8	2:42.978
2	1:47.158	41.141	29.969	36.048</		



F4Spain ROUND 6 - JEREZ FREE PRACTICE

Sector Analysis

— Invalidated Lap

■ Personal Best

■ Session Best

■ Crossing the pit lane

Lap	Time	Sector 1	Sector 2	Sector 3	T.Sp	Elapsed
5	1:44.809	40.390	29.043	35.376	201.9	11:01.665
6	1:44.616	40.307	28.944	35.365	203.0	12:46.281
7	1:44.536	40.283	28.971	35.282	203.0	14:30.817
8	1:44.849	40.522	29.105	35.222	200.7	16:15.666
9	<u>1:44.470</u>	40.214	29.009	<u>35.247</u>	204.2	18:00.136
10	12:21.375B	40.338	29.111	...	203.0	30:21.511
11	2:08.031	55.978	32.820	39.233	183.1	32:29.542
12	1:58.591	46.827	30.991	40.773	153.4	34:28.133
13	<u>1:44.674</u>	40.391	29.108	<u>35.175</u>	204.9	36:12.807
14	1:43.989	40.107	28.807	35.075	204.2	37:56.796
15	<u>1:43.711</u>	40.023	28.813	<u>34.875</u>	203.8	39:40.507
16	1:43.793	<u>40.010</u>	<u>28.768</u>	35.015	204.9	41:24.300

22 Peter BOUZINELOS		AUS				
Rodin Motorsport		Tatuus F4 T-421				
1	2:35.001	1:23.595	33.160	38.246	142.5	2:35.001
2	1:49.432	42.485	30.435	36.512	200.4	4:24.433
3	<u>1:47.681</u>	40.897	29.666	<u>37.118</u>	204.9	6:12.114
4	1:45.349	40.538	29.176	<u>35.635</u>	203.8	7:57.463
5	1:46.851	40.456	30.304	36.091	205.3	9:44.314
6	<u>1:45.303</u>	<u>40.272</u>	<u>29.005</u>	36.026	203.8	11:29.617
7	7:18.602B	49.171	35.770	5:53.661	160.7	18:48.219
8	15:07.852B	57.143	34.979	...	161.0	33:56.071


23 Jan PRZYROWSKI		POL				
Griffin Core by Campos		Tatuus F4 T-421				
1	2:54.337B	1:08.878	32.898	1:12.561	188.5	2:54.337
2	2:13.490B	48.279	30.058	55.153	191.2	5:07.827
3	1:56.355	51.706	29.336	35.313	201.1	7:04.182
4	1:44.548	40.379	28.981	35.188	201.9	8:48.730
5	<u>1:46.794</u>	<u>40.373</u>	28.958	37.463	201.9	10:35.524
6	1:44.421	40.274	28.977	35.170	201.5	12:19.945
7	<u>8:40.635B</u>	<u>40.162</u>	28.958	7:31.515	202.2	21:00.580
8	2:05.331	52.264	33.575	39.492	184.9	23:05.911
9	1:47.776	42.101	30.138	35.537	203.0	24:53.687
10	5:23.902B	45.005	38.687	4:00.210	142.9	30:17.589
11	2:03.444	53.398	30.530	39.516	185.9	32:21.033
12	1:43.910	40.214	28.796	34.900	203.8	34:04.943
13	1:44.909	40.021	29.077	35.811	203.8	35:49.852
14	<u>1:43.244</u>	<u>39.881</u>	<u>28.611</u>	34.752	203.8	37:33.096
15	1:43.369	39.857	28.663	34.849	203.8	39:16.465
16	<u>1:43.164</u>	<u>39.808</u>	28.654	<u>34.702</u>	203.8	40:59.629

24 Ernesto RIVERA		MEX				
Griffin Core by Campos		Tatuus F4 T-421				
1	2:59.815B	1:09.435	33.277	1:17.103	183.4	2:59.815
2	2:11.721B	45.184	30.072	56.465	200.7	5:11.536
3	2:17.652B	54.341	29.388	53.923	203.8	7:29.188
4	13:34.718B	52.838	29.237	...	204.2	21:03.906
5	2:04.494	52.009	32.629	39.856	173.9	23:08.400
6	1:55.608	42.510	32.383	40.715	181.8	25:04.008
7	5:15.725B	45.373	37.019	3:53.333	156.5	30:19.733
8	2:03.319	51.948	30.454	40.917	187.5	32:23.052
9	1:44.452	40.319	29.096	35.037	203.4	34:07.504
10	<u>1:43.996</u>	<u>40.321</u>	28.728	34.947	203.4	35:51.500
11	1:43.314	39.841	28.704	34.769	204.2	37:34.814
12	<u>1:43.256</u>	<u>39.815</u>	<u>28.675</u>	<u>34.766</u>	204.2	39:18.070

Lap	Time	Sector 1	Sector 2	Sector 3	T.Sp	Elapsed
13	1:43.434	39.878	28.690	34.866	204.9	41:01.504
27	Lucas FLUXÁ					ESP
		KCL MP Motorsport			Tatuus F4 T-421	
1	2:45.578B	1:05.374	32.042	1:08.162	183.7	2:45.578
2	2:40.841B	1:03.210	31.104	1:06.527	187.5	5:26.419
3	2:07.192	1:02.178	29.506	35.508	202.2	7:33.611
4	<u>1:44.958</u>	40.537	29.266	<u>35.155</u>	201.9	9:18.569
5	1:44.390	40.273	28.989	35.128	203.0	11:02.959
6	1:44.202	40.163	28.965	35.074	203.8	12:47.161
7	8:12.083B	40.548	29.363	7:02.172	203.0	20:59.244
8	2:04.764	52.503	33.222	39.039	167.2	23:04.008
9	1:54.627	44.284	32.276	38.067	169.5	24:58.635
10	5:13.867B	44.552	38.507	3:50.808	160.5	30:12.502
11	1:55.885	50.643	29.767	35.475	201.5	32:08.387
12	1:44.976	40.604	29.179	35.193	204.5	33:53.363
13	1:43.766	40.010	28.836	34.920	203.0	35:37.129
14	<u>1:43.441</u>	<u>39.879</u>	<u>28.706</u>	<u>34.856</u>	205.7	37:20.570
15	1:43.666	<u>39.739</u>	28.842	35.085	205.7	39:04.236
16	1:43.929	39.983	28.932	35.014	207.7	40:48.165

29 Joanne CICONTE		AUS				
DXR		Tatuus F4 T-421				
1	2:38.562	1:27.754	32.719	38.089	188.8	2:38.562
2	1:52.183	43.741	30.814	37.628	193.5	4:30.745
3	1:50.184	43.703	30.269	36.212	198.9	6:20.929
4	1:48.177	41.714	30.072	36.391	200.0	8:09.106
5	1:46.893	41.179	29.923	35.791	201.1	9:55.999
6	<u>1:46.200</u>	41.034	29.556	<u>35.610</u>	200.7	11:42.199
7	1:46.701	40.915	29.932	35.854	201.1	13:28.900
8	1:45.732	40.823	29.411	35.498	200.4	15:14.632
9	1:45.873	40.859	29.444	35.570	198.2	17:00.505
10	7:42.018B	41.012	29.728	6:31.278	201.5	24:42.523
11	5:48.873B	52.966	37.185	4:18.722	192.2	30:31.396
12	2:13.251	1:01.259	31.170	40.822	194.9	32:44.647
13	1:53.395	41.693	29.598	42.104	201.9	34:38.042
14	1:46.989	41.724	29.382	35.883	202.6	36:25.031
15	1:46.167	41.299	29.239	35.629	203.4	38:11.198
16	<u>1:45.193</u>	<u>40.492</u>	<u>29.224</u>	35.477	202.2	39:56.391
17	<u>1:45.067</u>	<u>40.468</u>	29.293	<u>35.306</u>	203.0	41:41.458

33 Christopher FEGHALI		LBN				
Drivex		Tatuus F4 T-421				
1	2:47.274	1:31.191	32.669	43.414	187.2	2:47.274
2	1:49.805	42.328	30.177	37.300	191.8	4:37.079
3	1:45.672	40.857	29.377	35.438	201.9	6:22.751
4	1:46.095	40.495	29.727	35.873	204.5	8:08.846
5	1:44.757	40.300	29.189	35.268	204.2	9:53.603
6	1:44.556	40.247	29.008	35.301	203.8	11:38.159
7	1:44.365	40.101	29.081	35.183	203.8	13:22.524
8	1:46.147	40.215	28.981	36.951	201.1	15:08.671
9	1:44.772	40.366	29.055	35.351	202.2	16:53.443
10	6:39.153B	42.139	29.268	5:27.746	201.1	23:32.596
11	2:03.966	50.808	31.939	41.219	189.8	25:36.562
12	4:52.325B	53.934	39.611	3:18.780	175.9	30:28.887
13	2:12.974	59.182	30.340	43.452	199.3	32:41.861
14	1:55.168	40.860	29.233	45.075	203.0	34:37.029




F4Spain

ROUND 6 - JEREZ

FREE PRACTICE

Sector Analysis

— Invalidated Lap							■ Personal Best	■ Session Best	■ Crossing the pit lane					
Lap	Time	Sector 1	Sector 2	Sector 3	T.Sp	Elapsed	Lap	Time	Sector 1	Sector 2	Sector 3	T.Sp	Elapsed	
66 Francisco MACEDO PRT														
DXR Tatuus F4 T-421														
10	1:44.558	40.373	29.027	35.158	201.9	18:30.485	8	1:44.244	40.076	29.092	35.076	204.2	14:49.661	
11	11:55.257 B	40.243	29.094	...	203.0	30:25.742	9	1:44.324	40.205	28.977	35.142	204.2	16:33.985	
12	2:03.903	52.782	32.211	38.910	194.9	32:29.645	10	5:52.713 B	40.215	29.076	4:43.422	205.3	22:26.698	
13	1:51.502	43.272	31.019	37.211	161.9	34:21.147	11	2:04.943	56.008	31.782	37.153	196.7	24:31.641	
14	1:46.623	41.114	29.923	35.586	203.8	36:07.770	12	5:53.310 B	41.566	33.049	4:38.695	195.7	30:24.951	
15	1:44.630	40.382	29.022	35.226	204.5	37:52.400	13	2:02.632	50.754	31.737	40.141	200.4	32:27.583	
16	1:44.373	40.177	28.900	35.296	203.8	39:36.773	14	1:49.929	42.111	30.147	37.671	203.8	34:17.512	
17	1:44.506	40.475	28.857	35.174	203.4	41:21.279	15	1:44.361	40.324	28.961	35.076	203.4	36:01.873	
							16	1:43.970	40.090	28.838	35.042	203.8	37:45.843	
							17	1:45.220	39.899	28.769	36.552	204.5	39:31.063	
							18	1:43.910	40.147	28.830	34.933	204.9	41:14.973	
78 Gabriel GÓMEZ ITA														
TC Racing Tatuus F4 T-421														
1	2:35.163	1:24.764	32.253	38.146	191.5	2:35.163	1	2:58.602 B	1:08.374	33.799	1:16.429	164.1	2:58.602	
2	1:52.380	42.661	30.353	39.366	202.2	4:27.543	2	2:24.485	1:15.751	31.729	37.005	161.7	5:23.087	
3	1:47.460	41.749	29.527	36.184	202.6	6:15.003	3	1:47.436	42.047	29.788	35.601	199.6	7:10.523	
4	1:45.425	40.710	29.181	35.534	203.0	8:00.428	4	1:45.122	40.658	29.186	35.278	199.3	8:55.645	
5	1:45.078	40.503	29.141	35.434	202.6	9:45.506	5	1:44.869	40.460	29.100	35.309	202.6	10:40.514	
6	3:03.094 B	40.254	29.631	1:53.209	204.2	12:48.600	6	1:44.761	40.407	29.130	35.224	200.0	12:25.275	
7	1:50.244	45.245	29.381	35.618	203.0	14:38.844	7	1:44.788	40.393	29.055	35.340	200.4	14:10.063	
8	1:47.875	40.663	31.452	35.760	202.2	16:26.719	8	1:44.982	40.468	29.120	35.394	201.5	15:55.045	
							9	7:16.488 B	40.498	29.102	6:06.888	202.6	23:11.533	
							10	9:45.075	8:34.959	32.551	37.565	158.8	32:56.608	
							11	1:50.363	42.461	30.798	37.104	186.2	34:46.971	
							12	1:45.549	40.693	29.542	35.314	201.5	36:32.520	
							13	1:44.400	40.344	28.934	35.122	199.3	38:16.920	
							14	1:44.769	40.184	28.847	35.738	201.1	40:01.689	
69 Maximiliano RESTREPO COL														
Saintéloc Racing Tatuus F4 T-421														
1	3:30.295 B	1:32.632	32.425	1:25.238	177.9	3:30.295								
2	2:36.610	1:29.041	30.293	37.276	194.6	6:06.905								
3	1:47.002	41.200	30.084	35.718	201.1	7:53.907								
4	26:23.538 B	42.480	58.264	...	110.3	34:17.445								
5	2:04.454	53.192	30.936	40.326	187.5	36:21.899								
6	1:52.969	42.089	29.305	41.575	200.4	38:14.868								
7	1:45.410	40.467	29.139	35.804	201.9	40:00.278								
71 Mattia COLNAGHI ITA														
KCL MP Motorsport Tatuus F4 T-421														
1	2:25.117 B	1:00.356	32.220	52.541	192.9	2:25.117								
2	2:21.372 B	56.719	30.147	54.506	192.2	4:46.489								
3	2:02.114	57.405	29.375	35.334	201.5	6:48.603								
4	1:44.472	40.284	28.997	35.191	203.0	8:33.075								
5	1:43.987	40.111	28.841	35.035	203.4	10:17.062								
6	1:43.980	40.014	28.827	35.139	204.9	12:01.042								
7	8:10.843 B	40.102	28.754	7:01.987	206.1	20:11.885								
8	2:12.976	56.605	34.834	41.537	150.4	22:24.861								
9	1:53.508	43.421	32.381	37.706	169.8	24:18.369								
10	5:52.262 B	40.448	31.208	4:40.606	203.4	30:10.631								
11	1:56.904	51.265	29.651	35.988	182.4	32:07.535								
12	1:43.681	39.924	28.860	34.897	206.1	33:51.216								
13	1:45.282	39.885	29.655	35.742	205.7	35:36.498								
14	1:42.916	39.736	28.555	34.625	205.7	37:19.414								
15	1:44.553	39.715	29.183	35.655	207.7	39:03.967								
77 Lenny RIED DEU														
Monlau Motorsport Tatuus F4 T-421														
1	2:29.578	1:17.196	33.263	39.119	194.2	2:29.578								
2	1:46.611	41.451	29.537	35.623	201.9	4:16.189								
3	1:48.567	40.739	29.284	38.544	204.2	6:04.756								
4	1:44.717	40.267	29.178	35.272	203.8	7:49.473								
5	1:44.784	40.258	29.108	35.418	204.5	9:34.257								
6	1:46.902	41.512	30.286	35.104	163.4	11:21.159								
7	1:44.258	40.155	29.085	35.018	204.9	13:05.417								
88 Cristian CANTÚ MEX														
TC Racing Tatuus F4 T-421														
1	3:18.945	2:09.337	31.832	37.776	187.2	3:18.945								
2	1:52.648	42.733	31.124	38.791	191.8	5:11.593								
3	1:48.130	41.955	29.832	36.343	196.0	6:59.723								
4	1:46.655	41.292	29.568	35.795	197.4	8:46.378								
5	1:45.868	40.897	29.444	35.527	199.3	10:32.246								
6	1:45.412	40.719	29.266	35.427	199.6	12:17.658								
7	1:45.238	40.545	29.120	35.573	199.6	14:02.896								
8	1:45.454	40.623	29.300	35.531	199.3	15:48.350								
9	6:14.253 B	40.642	29.226	5:04.385	199.3	22:02.603								
10	2:05.260	53.849	32.650	38.761	185.6	24:07.863								
11	5:59.487 B	43.441	31.970	4:44.076	187.5	30:07.350								
12	1:53.999	47.599	30.070	36.330	199.3	32:01.349								
13	1:55.837	44.823	30.969	40.045	196.4	33:57.186								
14	1:44.871	40.596	29.097	35.178	202.2	35:42.057								
15	1:44.705	40.185	29.433	35.087	203.4	37:26.762								
16	1:44.554	40.278	28.987	35.289	203.0	39:11.316								
17	1:44.122	40.247	28.883	34.992	201.5	40:55.438								
93 Ariel ELKIN ISR														
Saintéloc Racing Tatuus F4 T-421														
1	4:18.303 B	1:12.432	32.428	2:33.443	175.3	4:18.303								
2	2:22.778	1:16.675	30.134	35.969	195.7	6:41.081								
3	1:47.475	40.827	29.436	37.212	204.2	8:28.556								
4	1:46.434	40.564	29.170	36.700	203.4	10:14.990								
5	1:44.335	40.206	28.940	35.189	204.2	11:59.325								
6	1:44.325	40.138	28.926	35.261	204.9	13:43.650								



F4Spain

ROUND 6 - JEREZ

FREE PRACTICE

Sector Analysis

— Invalidated Lap ■ Personal Best ■ Session Best B Crossing the pit lane

Lap	Time	Sector 1	Sector 2	Sector 3	T.Sp	Elapsed	Lap	Time	Sector 1	Sector 2	Sector 3	T.Sp	Elapsed
7	1:44.450	40.208	28.992	35.250	203.4	15:28.100							
8	1:44.585	40.504	28.916	35.165	200.7	17:12.685							
9	1:44.237	40.236	28.887	35.114	203.0	18:56.922							
10	6:03.600B	40.201	29.018	4:54.381	202.2	25:00.522							
11	5:20.039B	54.552	35.347	3:50.140	151.5	30:20.561							
12	2:06.078	52.194	30.327	43.557	198.9	32:26.639							
13	1:45.648	40.443	29.107	36.098	205.7	34:12.287							
14	1:44.283	40.224	28.970	35.089	203.0	35:56.570							
15	1:43.838	39.954	28.818	35.066	205.3	37:40.408							
16	1:43.533	39.947	28.723	34.863	204.2	39:23.941							
17	1:43.663	39.874	28.746	35.043	205.7	41:07.604							

99	Thomas STRAUVEN	BEL											
	Rodin Motorsport	Tatuus F4 T-421											
1	2:30.661	1:15.825	35.085	39.751	124.9	2:30.661							
2	1:52.622	44.313	32.414	35.895	178.2	4:23.283							
3	1:45.099	40.856	29.125	35.118	203.8	6:08.382							
4	1:44.067	40.129	29.021	34.917	205.7	7:52.449							
5	1:43.647	40.061	28.755	34.831	204.2	9:36.096							
6	1:43.767	39.867	28.749	35.151	205.7	11:19.863							
7	1:44.471	40.605	28.894	34.972	206.9	13:04.334							
8	1:43.838	40.063	28.801	34.974	204.9	14:48.172							
9	1:45.410	40.104	29.038	36.268	202.2	16:33.582							
10	6:17.188B	40.067	28.910	5:08.211	204.2	22:50.770							
11	2:05.058	53.946	33.731	37.381	131.5	24:55.828							
12	5:27.069B	43.950	39.314	4:03.805	148.6	30:22.897							
13	2:04.225	50.122	30.347	43.756	200.0	32:27.122							
14	1:52.360	42.956	31.499	37.905	205.7	34:19.482							
15	1:44.136	40.147	28.978	35.011	204.9	36:03.618							
16	1:43.421	39.894	28.711	34.816	204.9	37:47.039							
17	1:43.423	39.872	28.724	34.827	205.3	39:30.462							
18	1:43.318	39.884	28.652	34.782	204.9	41:13.780							