

F4Spain

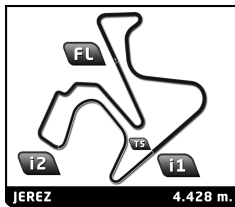
ROUND 6 - JEREZ

RACE 1

Sector Analysis

— Invalidated Lap ■ Personal Best ■ Session Best B Crossing the pit lane

Lap	Time	Sector 1	Sector 2	Sector 3	T.Sp	Elapsed	Lap	Time	Sector 1	Sector 2	Sector 3	T.Sp	Elapsed	
3	Griffin PEEBLES AUS						AUS	13	1:52.652	42.920	31.323	38.409	199.3	23:34.506
	MP Motorsport						Tatuus F4 T-421	14	2:23.735	54.214	39.605	49.916	124.3	25:58.241
							15	1:49.670	41.862	30.338	37.470	204.9	27:47.911	
							16	1:48.597	42.302	30.006	36.289	200.0	29:36.508	
							17	1:51.407	45.285	30.193	35.929	189.8	31:27.915	
							18	1:47.411	41.294	29.955	36.162	197.4	33:15.326	
4	Juan COTA ESP						ESP	7	Maciej GLADYSZ POL					
	Drivex						Tatuus F4 T-421		KCL MP Motorsport					
									Tatuus F4 T-421					
							1	1:51.911	47.117	29.433	35.361	203.4	1:51.911	
							2	1:45.212	40.761	29.169	35.282	201.9	3:37.123	
							3	1:44.767	40.411	29.105	35.251	201.5	5:21.890	
							4	1:44.477	40.267	29.064	35.146	203.4	7:06.367	
							5	1:44.604	40.223	29.086	35.295	203.4	8:50.971	
							6	1:44.604	40.299	29.054	35.251	203.4	10:35.575	
							7	1:44.462	40.353	28.999	35.110	203.4	12:20.037	
							8	1:44.830	40.424	29.112	35.294	203.0	14:04.867	
							9	1:44.833	40.432	29.113	35.288	202.2	15:49.700	
							10	1:44.954	40.320	29.123	35.511	203.8	17:34.654	
							11	<u>1:44.912</u>	40.473	29.088	<u>35.351</u>	200.7	19:19.566	
							12	1:45.004	40.563	29.065	35.376	201.5	21:04.570	
							13	2:11.115	51.069	35.900	44.146	157.0	23:15.685	
							14	2:36.220	55.649	40.766	59.805	148.4	25:51.905	
							15	1:46.162	41.603	29.251	35.308	201.1	27:38.067	
							16	1:45.251	40.566	29.313	35.372	201.5	29:23.318	
							17	1:45.579	40.735	29.324	35.520	200.0	31:08.897	
							18	1:45.935	40.828	29.454	35.653	198.2	32:54.832	
5	Lorenzo CAMPOS AGO						AGO	8	Enzo TARNVANICHKUL THA					
	GRS Team USA						Tatuus F4 T-421		Campos Racing					
									Tatuus F4 T-421					
							1	2:00.145	54.180	30.278	35.687		2:00.145	
							2	<u>1:47.633</u>	<u>41.033</u>	30.226	36.374	206.9	3:47.778	
							3	1:45.510	40.514	29.570	35.426	204.9	5:33.288	
							4	1:45.008	40.472	29.156	35.380	202.6	7:18.296	
							5	1:45.138	40.582	29.237	35.319	201.1	9:03.434	
							6	1:45.210	40.440	29.345	35.425	201.1	10:48.644	
							7	1:45.531	40.678	29.476	35.377	203.4	12:34.175	
							8	1:45.206	40.541	29.319	35.346	203.4	14:19.381	
							9	1:45.423	40.634	29.365	35.424	203.0	16:04.804	
							10	1:45.333	40.522	29.399	35.412	204.9	17:50.137	
							11	1:46.654	41.385	29.915	35.354	193.9	19:36.791	
							12	1:46.488	40.651	29.630	36.207	200.0	21:23.279	
							13	2:04.375	44.163	36.299	43.913	165.1	23:27.654	
							14	2:28.049	55.041	41.331	51.677	129.5	25:55.703	
							15	1:48.836	42.298	30.304	36.234	203.8	27:44.539	
							16	1:47.949	40.806	30.118	37.025	203.4	29:32.488	
9	René LAMMERS NLD						NLD	9	René LAMMERS NLD					
	MP Motorsport						Tatuus F4 T-421		MP Motorsport					
									Tatuus F4 T-421					
							1	1:53.431	48.402	29.637	35.392	204.2	1:53.431	
							2	1:45.608	40.671	29.701	35.236	203.8	3:39.039	
							3	1:44.869	40.378	29.286	35.205	204.5	5:23.908	
							4	1:44.791	40.351	29.182	35.258	205.3	7:08.699	
							5	1:44.972	40.419	29.277	35.276	203.0	8:53.671	
							6	1:44.841	40.451	29.086	35.304	203.0	10:38.512	
							7	1:44.744	40.355	29.080	35.309	203.0	12:23.256	
							8	1:44.924	40.483	29.216	35.225	204.5	14:08.180	



F4Spain

ROUND 6 - JEREZ

RACE 1

Sector Analysis

— Invalidated Lap ■ Personal Best ■ Session Best ■ Crossing the pit lane

Lap	Time	Sector 1	Sector 2	Sector 3	T.Sp	Elapsed	Lap	Time	Sector 1	Sector 2	Sector 3	T.Sp	Elapsed
9	1:45.638	40.412	29.840	35.386	204.2	15:53.818	12	1:46.448	40.650	29.643	36.155	203.0	21:14.207
10	1:45.166	40.550	29.308	35.308	203.8	17:38.984	13	2:08.276	48.717	36.488	43.071	164.4	23:22.483
11	1:44.985	40.401	29.226	35.358	201.9	19:23.969	14	2:32.130	56.201	40.004	55.925	129.2	25:54.613
12	1:45.840	40.543	29.204	36.093	201.9	21:09.809	15	1:47.974	42.331	30.036	35.607	201.5	27:42.587
13	2:08.644	49.714	35.602	43.328	153.6	23:18.453	16	1:46.623	40.896	30.262	35.465	204.9	29:29.210
14	2:34.454	56.658	39.839	57.957	148.4	25:52.907	17	<u>1:46.728</u>	<u>41.622</u>	29.325	35.781	201.1	31:15.938
15	1:47.379	42.358	29.494	35.527	204.5	27:40.286	18	1:45.681	40.792	29.302	35.587	202.2	33:01.619
16	1:45.424	40.640	29.403	35.381	202.6	29:25.710							
17	1:46.383	40.747	29.904	35.732	204.9	31:12.093							
18	1:46.084	41.028	29.445	35.611	203.0	32:58.177							

10 Lorenzo CASTILLO MEX						
Tecnicar Tatuus F4 T-421						
1	1:58.825	51.358	30.418	37.049	204.9	1:58.825
2	<u>1:46.617</u>	<u>41.078</u>	29.766	35.773	199.3	3:45.442
3	<u>1:45.253</u>	40.499	29.167	35.587	203.0	5:30.695
4	1:45.472	40.571	29.202	35.699	203.0	7:16.167
5	1:45.661	40.498	29.211	35.952	204.2	9:01.828
6	1:45.193	40.538	29.226	35.429	202.2	10:47.021
7	1:45.371	40.552	29.266	35.553	202.6	12:32.392
8	1:45.094	40.495	29.217	35.382	202.6	14:17.486
9	<u>1:45.262</u>	<u>40.542</u>	29.253	35.467	202.6	16:02.748
10	1:45.639	40.723	29.302	35.614	202.6	17:48.387
11	1:45.462	40.532	29.369	35.561	202.2	19:33.849
12	1:46.949	40.659	29.280	37.010	202.2	21:20.798
13	2:05.707	45.380	36.668	43.659	144.4	23:26.505
14	2:28.906	55.426	39.964	53.516	124.7	25:55.411
15	1:50.442	42.530	30.159	37.753	202.2	27:45.853
16	1:49.652	42.082	29.536	38.034	199.3	29:35.505

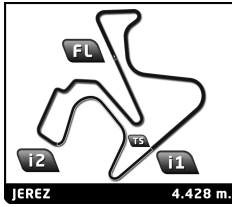
11 Alexander JACOBY KGZ						
GRS Team USA Tatuus F4 T-421						
1	2:00.766	53.945	30.871	35.950	201.1	2:00.766
2	1:48.716	41.625	30.729	36.362	204.9	3:49.482
3	1:51.812	41.650	33.845	36.317	200.4	5:41.294
4	1:45.977	40.814	29.542	35.621	202.6	7:27.271
5	1:46.002	40.697	29.477	35.828	203.0	9:13.273
6	<u>1:45.805</u>	40.752	29.553	35.500	202.6	10:59.078
7	1:47.613	40.955	30.392	36.266	204.5	12:46.691
8	1:46.087	40.752	29.634	35.701	203.4	14:32.778
9	1:46.599	41.534	29.495	35.570	204.2	16:19.377
10	1:45.933	40.591	29.812	35.530	203.4	18:05.310
11	1:46.826	41.045	29.695	36.086	203.0	19:52.136

12 Adam AL AZHARI ARE						
Tecnicar Tatuus F4 T-421						
1	1:55.369	49.456	30.265	35.648	205.7	1:55.369
2	1:45.703	40.499	29.600	35.604	207.7	3:41.072
3	1:46.579	41.615	29.645	35.319	206.9	5:27.651
4	<u>1:44.913</u>	40.383	29.257	35.273	204.2	7:12.564
5	1:44.771	40.499	29.101	35.171	201.1	8:57.335
6	1:44.668	40.306	29.080	35.282	202.6	10:42.003
7	1:44.891	40.329	29.081	35.481	204.5	12:26.894
8	1:45.040	40.358	29.260	35.422	204.5	14:11.934
9	1:45.054	40.552	29.272	35.230	202.6	15:56.988
10	1:44.794	40.272	29.174	35.348	204.2	17:41.782
11	1:45.977	40.506	29.310	36.161	201.5	19:27.759

14 Keanu AL AZHARI ARE						
MP Motorsport Tatuus F4 T-421						
1	1:52.597	47.557	29.576	35.464	205.7	1:52.597
2	1:45.549	40.725	29.492	35.332	203.8	3:38.146
3	1:44.735	40.426	29.091	35.218	204.2	5:22.881
4	1:44.516	40.350	29.009	35.157	202.6	7:07.397
5	1:44.918	40.488	29.163	35.267	203.0	8:52.315
6	1:44.765	40.388	29.162	35.215	204.5	10:37.080
7	1:44.689	40.375	29.031	35.283	203.4	12:21.769
8	1:44.738	40.267	29.098	35.373	204.9	14:06.507
9	1:44.804	40.343	29.127	35.334	204.2	15:51.311
10	1:44.709	40.427	29.077	35.205	204.9	17:36.020
11	1:44.979	40.436	29.174	35.369	203.8	19:20.999
12	1:45.205	40.490	29.198	35.517	203.8	21:06.204
13	2:10.571	51.554	35.042	43.975	154.7	23:16.775
14	2:35.719	56.030	40.309	59.380	157.4	25:52.494
15	1:46.981	42.065	29.415	35.501	201.5	27:39.475
16	1:45.402	40.496	29.320	35.586	203.0	29:24.877
17	1:45.895	41.158	29.324	35.413	201.9	31:10.772
18	1:46.538	41.564	29.429	35.545	202.2	32:57.310

18 Andrés CÁRDENAS PER						
Griffin Core by Campos Tatuus F4 T-421						
1	1:59.298	52.713	29.737	36.848	208.9	1:59.298
2	<u>1:46.453</u>	<u>40.983</u>	29.600	35.870	206.1	3:45.751
3	<u>1:45.337</u>	<u>40.575</u>	29.330	35.432	204.9	5:31.088
4	1:45.319	40.508	29.223	35.588	204.2	7:16.407
5	1:57.517	40.790	29.213	47.514	203.0	9:13.924
6	1:46.354	41.338	29.589	35.427	201.1	11:00.278
7	1:47.072	40.729	29.942	36.401	203.0	12:47.350
8	1:45.690	40.637	29.448	35.605	204.2	14:33.040
9	1:45.487	40.811	29.338	35.338	203.8	16:18.527
10	1:45.962	40.908	29.611	35.443	200.7	18:04.489
11	1:45.732	40.800	29.360	35.572	201.1	19:50.221
12	1:45.886	40.737	29.464	35.685	200.7	21:36.107
13	1:57.259	40.901	30.768	45.590	198.9	23:33.366
14	2:24.288	54.169	40.206	49.913	148.1	25:57.654
15	1:48.738	41.953	30.341	36.444	206.9	27:46.392
16	<u>1:47.989</u>	41.852	29.612	36.525	201.5	29:34.381
17	1:46.795	41.719	29.528	35.548	200.7	31:21.176
18	1:45.255	40.633	29.251	35.371	201.9	33:06.431

19 Matus RYBA SVK						
Drivex Tatuus F4 T-421						
1	1:55.652	49.891	30.094	35.667	203.4	1:55.652
2	1:45.521	40.295	29.917	35.309	208.1	3:41.173
3	1:45.712	40.852	29.424	35.436	204.5	5:26.885
4	<u>1:44.774</u>	40.311	29.197	35.266	204.5	7:11.659
5	1:50.157	41.988	30.266	37.903	194.6	9:01.816




F4Spain ROUND 6 - JEREZ RACE 1

Sector Analysis

Lap	Time	Sector 1	Sector 2	Sector 3	T.Sp	Elapsed	Lap	Time	Sector 1	Sector 2	Sector 3	T.Sp	Elapsed	
6	1:45.805	40.998	29.384	35.423	204.5	10:47.621	23 Jan PRZYROWSKI POL Griffin Core by Campos Tatuus F4 T-421	1	1:54.250	49.038	29.647	35.565	203.4	1:54.250
7	1:45.268	40.453	29.318	35.497	203.4	12:32.889		2	1:45.666	40.676	29.580	35.410	202.6	3:39.916
8	1:45.044	40.397	29.170	35.477	205.7	14:17.933		3	1:45.192	40.777	29.201	35.214	203.8	5:25.108
9	<u>1:45.592</u>	<u>40.815</u>	29.336	35.441	199.3	16:03.525		4	1:44.838	40.467	29.098	35.273	203.0	7:09.946
10	1:45.295	40.396	29.360	35.539	204.5	17:48.820		5	1:44.670	40.367	29.063	35.240	203.8	8:54.616
11	1:45.451	40.667	29.275	35.509	202.2	19:34.271		6	1:46.045	40.768	29.915	35.362	199.3	10:40.661
12	1:46.596	40.855	29.549	36.192	199.3	21:20.867		7	1:45.105	40.418	29.360	35.327	203.0	12:25.766
13	2:06.255	45.742	36.672	43.841	153.6	23:27.122		8	1:44.680	40.277	29.134	35.269	203.4	14:10.446
14	2:28.431	55.107	41.147	52.177	120.0	25:55.553		9	1:44.703	40.300	29.175	35.228	203.4	15:55.149
15	1:48.216	42.036	30.172	36.008	208.5	27:43.769		10	1:45.084	40.513	29.237	35.334	203.8	17:40.233
16	1:46.775	41.289	29.991	35.495	203.4	29:30.544		11	1:45.557	40.751	29.358	35.448	200.4	19:25.790
17	1:46.209	40.699	29.918	35.592	206.1	31:16.753		12	1:46.247	40.462	29.296	36.489	202.2	21:12.037
18	1:46.670	41.500	29.349	35.821	202.6	33:03.423		13	2:07.896	48.767	36.256	42.873	159.1	23:19.933
21 Yevan DAVID LKA Sainteloc Racing Tatuus F4 T-421								14	2:33.463	56.630	39.641	57.192	134.0	25:53.396
1	1:58.012	50.869	30.458	36.685	201.1	1:58.012		15	1:48.433	42.163	30.334	35.936	203.0	27:41.829
2	1:45.706	40.856	29.425	35.425	205.3	3:43.718		16	1:46.864	40.888	29.456	36.520	203.4	29:28.693
3	1:45.849	40.610	29.366	35.873	206.9	5:29.567		17	1:46.919	41.377	29.712	35.830	208.9	31:15.612
4	1:45.665	40.734	29.507	35.424	206.9	7:15.232		18	1:45.642	40.744	29.279	35.619	201.1	33:01.254
5	1:45.426	40.370	29.479	35.577	207.3	9:00.658	24 Ernesto RIVERA MEX Griffin Core by Campos Tatuus F4 T-421							
6	1:45.553	40.560	29.526	35.467	207.3	10:46.211	1	1:52.243	47.379	29.444	35.420	204.9	1:52.243	
7	1:45.083	40.318	29.314	35.451	205.7	12:31.294	2	<u>1:45.383</u>	<u>40.766</u>	29.350	35.267	203.4	3:37.626	
8	1:45.220	40.373	29.421	35.426	204.5	14:16.514	3	1:44.674	40.258	29.168	35.248	205.3	5:22.300	
9	1:45.193	40.412	29.373	35.408	203.0	16:01.707	4	1:44.693	40.272	29.118	35.303	205.3	7:06.993	
10	<u>1:45.109</u>	40.417	29.302	<u>35.390</u>	204.2	17:46.816	5	1:44.801	40.344	29.170	35.287	204.5	8:51.794	
11	1:45.413	40.610	29.327	35.476	200.4	19:32.229	6	<u>1:44.749</u>	<u>40.359</u>	29.171	35.219	201.9	10:36.543	
12	1:47.334	40.741	29.527	37.066	202.2	21:19.563	7	<u>1:44.612</u>	<u>40.331</u>	29.104	35.177	201.9	12:21.155	
13	2:05.291	45.576	36.590	43.125	143.2	23:24.854	8	1:44.838	40.412	29.217	35.209	203.8	14:05.993	
14	2:30.226	55.916	39.854	54.456	112.4	25:55.080	9	1:44.877	40.402	29.163	35.312	204.2	15:50.870	
15	<u>1:48.600</u>	<u>42.217</u>	30.261	36.122	207.3	27:43.680	10	1:44.744	40.357	29.048	35.339	204.5	17:35.614	
16	1:46.153	40.862	29.783	35.508	204.9	29:29.833	11	1:44.828	40.408	29.165	35.255	202.2	19:20.442	
17	1:46.521	41.306	29.637	35.578	203.4	31:16.354	12	1:45.230	40.482	29.246	35.502	203.0	21:05.672	
18	1:45.900	40.692	29.641	35.567	205.3	33:02.254	13	2:10.623	51.436	35.052	44.135	152.1	23:16.295	
22 Peter BOUZINELOS AUS Rodin Motorsport Tatuus F4 T-421							14	2:36.047	55.720	40.686	59.641	155.6	25:52.342	
1	1:56.927	50.111	30.275	36.541	204.2	1:56.927	15	1:46.635	41.722	29.370	35.543	202.6	27:38.977	
2	1:45.390	40.716	29.247	35.427	204.2	3:42.317	16	1:45.705	40.636	29.381	35.688	201.9	29:24.682	
3	1:45.782	40.564	29.833	35.385	206.1	5:28.099	17	<u>1:45.994</u>	<u>40.988</u>	29.307	35.699	201.1	31:10.676	
4	1:44.836	40.300	29.198	35.338	206.5	7:12.935	18	1:46.457	41.324	29.471	35.662	202.2	32:57.133	
5	1:44.885	40.495	29.203	35.187	203.4	8:57.820	27 Lucas FLUXÁ ESP KCL MP Motorsport Tatuus F4 T-421							
6	1:44.650	40.390	29.085	35.175	205.3	10:42.470	1	1:54.644	49.124	29.829	35.691	203.0	1:54.644	
7	1:44.906	40.584	29.116	35.206	203.4	12:27.376	2	<u>1:45.610</u>	<u>40.457</u>	29.655	35.498	206.9	3:40.254	
8	1:45.177	40.396	29.382	35.399	204.9	14:12.553	3	1:45.525	40.988	29.281	35.256	200.0	5:25.779	
9	1:44.968	40.176	29.508	35.284	206.9	15:57.521	4	1:44.667	40.234	29.176	35.257	206.1	7:10.446	
10	1:44.909	40.395	29.212	35.302	205.3	17:42.430	5	1:44.623	40.235	29.126	35.262	204.5	8:55.069	
11	<u>1:45.082</u>	40.321	29.351	<u>35.410</u>	205.3	19:27.512	6	1:45.100	40.326	29.477	35.297	203.8	10:40.169	
12	1:45.811	40.610	29.564	35.637	201.9	21:13.323	7	1:44.561	40.232	29.157	35.172	204.5	12:24.730	
13	2:08.714	49.047	36.545	43.122	162.7	23:22.037	8	1:44.498	40.140	29.089	35.269	204.9	14:09.228	
14	2:32.201	56.323	39.736	56.142	130.8	25:54.238	9	1:44.889	40.258	29.248	35.383	205.3	15:54.117	
15	1:47.747	42.343	29.567	35.837	201.9	27:41.985	10	1:45.144	40.642	29.298	35.204	204.2	17:39.261	
16	1:46.163	40.873	29.630	35.660	205.3	29:28.148	11	1:45.014	40.392	29.338	35.284	204.9	19:24.275	
17	1:45.319	40.618	29.237	35.464	203.4	31:13.467	12	1:46.433	40.481	29.273	36.679	204.2	21:10.708	
18	<u>1:46.559</u>	40.773	29.944	<u>35.842</u>	206.9	33:00.026								



5 y 6 de octubre



F4Spain ROUND 6 - JEREZ RACE 1

Sector Analysis

— Invalidated Lap

■ Personal Best

■ Session Best

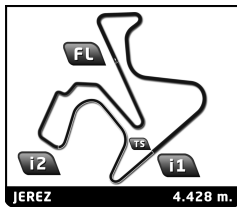
■ Crossing the pit lane

Lap	Time	Sector 1	Sector 2	Sector 3	T.Sp	Elapsed	Lap	Time	Sector 1	Sector 2	Sector 3	T.Sp	Elapsed
13	2:08.829	49.130	36.084	43.615	154.7	23:19.537	14	2:26.361	54.261	41.017	51.083	148.8	25:56.304
14	2:33.588	55.989	40.004	57.595	144.8	25:53.125	15	1:49.292	42.115	30.786	36.391	204.2	27:45.596
15	1:48.182	42.521	30.000	35.661	197.1	27:41.307	16	1:48.175	41.017	29.346	37.812	203.4	29:33.771
16	1:45.470	40.632	29.384	35.454	205.3	29:26.777	17	1:47.917	42.261	29.976	35.680	199.3	31:21.688
17	1:45.873	40.425	29.563	35.885	203.8	31:12.650	18	1:45.881	41.030	29.501	35.350	200.7	33:07.569
18	1:45.993	41.040	29.555	35.398	201.9	32:58.643							
29 Joanne CICONTE AUS DXR Tatuus F4 T-421							35 Adam HIDEG HUN CRAM Motorsport Tatuus F4 T-421						
1	2:02.269	54.924	30.617	36.728	201.5	2:02.269	1	1:59.531	51.898	30.422	37.211	205.7	1:59.531
2	1:47.818	41.224	30.020	36.574	201.1	3:50.087	2	1:46.556	41.233	29.595	35.728	203.4	3:46.087
3	1:47.631	41.454	30.195	35.982	201.5	5:37.718	3	1:45.626	40.601	29.473	35.552	204.2	5:31.713
4	1:47.882	41.417	30.160	36.305	204.2	7:25.600	4	1:45.357	40.517	29.315	35.525	204.2	7:17.070
5	1:46.431	40.981	29.647	35.803	199.6	9:12.031	5	1:45.695	40.479	29.385	35.831	204.5	9:02.765
6	1:45.776	40.827	29.417	35.532	200.4	10:57.807	6	1:45.443	40.560	29.375	35.508	203.4	10:48.208
7	1:48.284	41.739	30.458	36.087	199.6	12:46.091	7	1:45.412	40.639	29.353	35.420	204.5	12:33.620
8	1:46.071	40.839	29.513	35.719	199.3	14:32.162	8	1:45.310	40.521	29.273	35.516	203.4	14:18.930
9	1:45.858	40.867	29.392	35.599	200.0	16:18.020	9	1:45.479	40.438	29.404	35.637	204.9	16:04.409
10	1:46.337	40.975	29.732	35.630	196.4	18:04.357	10	1:46.398	40.617	30.272	35.509	201.1	17:50.807
11	1:47.868	41.629	29.470	36.769	199.3	19:52.225	11	1:46.575	40.739	30.192	35.644	200.7	19:37.382
32 Wiktor DOBRZANSKI POL Tecnicar Tatuus F4 T-421							12 1:46.342 40.823 29.453 36.066 202.2 21:23.724						
1	2:01.206	54.022	31.005	36.179	204.9	2:01.206	13	2:05.243	44.919	35.831	44.493	160.7	23:28.967
2	1:48.008	41.879	29.792	36.337	207.7	3:49.214	14	2:27.075	54.506	41.190	51.379	131.7	25:56.042
3	1:47.427	41.357	30.080	35.990	197.4	5:36.641	15	1:48.859	42.218	30.607	36.034	206.5	27:44.901
4	1:53.491	46.341	31.591	35.559	89.7	7:30.132	16	1:48.326	40.845	30.006	37.475	202.2	29:33.227
5	1:45.754	40.648	29.409	35.697	203.0	9:15.886	17	1:46.259	40.908	29.518	35.833	200.4	31:19.486
6	1:45.831	40.702	29.415	35.714	200.7	11:01.717	18	1:45.987	40.798	29.482	35.707	200.7	33:05.473
7	1:46.628	40.896	29.536	36.196	204.2	12:48.345	37 Filippo FIORENTINO BRA CRAM Motorsport Tatuus F4 T-421						
8	1:45.978	40.697	29.595	35.686	205.3	14:34.323	1	2:00.289	53.606	30.252	36.431	204.2	2:00.289
9	1:46.094	40.829	29.631	35.634	206.1	16:20.417	2	1:48.200	41.611	30.110	36.479	206.1	3:48.489
10	1:46.259	40.823	29.799	35.637	204.2	18:06.676	3	1:47.811	42.015	29.892	35.904	203.8	5:36.300
11	1:46.945	41.123	30.050	35.772	200.7	19:53.621	4	1:47.587	42.237	29.633	35.717	205.3	7:23.887
12	1:48.805	41.281	30.501	37.023	202.6	21:42.426	5	1:45.359	40.578	29.281	35.500	201.9	9:09.246
13	1:52.894	43.259	30.975	38.660	196.0	23:35.320	6	1:45.436	40.658	29.217	35.561	201.5	10:54.682
14	2:23.148	54.319	39.398	49.431	123.0	25:58.468	7	1:46.008	40.799	29.365	35.844	202.6	12:40.690
15	1:48.993	41.839	30.483	36.671	207.7	27:47.461	8	1:45.447	40.604	29.264	35.579	203.0	14:26.137
16	1:47.947	41.166	30.371	36.410	207.7	29:35.408	9	1:45.537	40.668	29.395	35.474	202.2	16:11.674
17	1:48.510	41.964	30.559	35.987	200.7	31:23.918	10	1:45.152	40.501	29.237	35.414	202.2	17:56.826
18	1:46.339	41.212	29.566	35.561	200.7	33:10.257	11	1:45.499	40.534	29.323	35.642	200.7	19:42.325
33 Christopher FEGHALI LBN Drivex Tatuus F4 T-421							12 1:47.043 40.825 29.779 36.439 200.7 21:29.368						
1	2:01.445	54.051	31.151	36.243	201.9	2:01.445	13	2:01.846	42.307	34.058	45.481	180.9	23:31.214
2	1:47.162	41.147	29.798	36.217	206.5	3:48.607	14	2:25.316	54.023	40.685	50.608	146.3	25:56.530
3	1:47.178	41.010	30.002	36.166	203.8	5:35.785	15	1:49.389	42.150	30.746	36.493	207.7	27:45.919
4	1:44.468	40.333	28.948	35.187	204.2	7:20.253	16	1:47.998	41.527	29.678	36.793	203.4	29:33.917
5	1:45.333	40.269	29.348	35.716	206.5	9:05.586	17	1:48.156	42.277	30.179	35.700	198.5	31:22.073
6	1:47.110	41.417	30.075	35.618	204.2	10:52.696	18	1:46.525	40.875	29.775	35.875	204.2	33:08.598
7	1:45.314	40.945	29.097	35.272	203.0	12:38.010	46 Nathan TYE GBR Campos Racing Tatuus F4 T-421						
8	1:44.785	40.312	29.099	35.374	203.4	14:22.795	1	1:58.353	51.263	30.280	36.810	204.2	1:58.353
9	1:44.725	40.319	29.143	35.263	204.5	16:07.520	2	1:45.798	41.001	29.532	35.265	204.2	3:44.151
10	1:44.952	40.412	29.217	35.323	202.6	17:52.472	3	1:45.250	40.583	29.295	35.372	205.7	5:29.401
11	1:45.428	40.638	29.328	35.462	201.1	19:37.900	4	1:45.419	40.640	29.310	35.469	204.5	7:14.820
12	1:46.648	40.534	29.513	36.601	205.7	21:24.548	5	1:45.564	40.514	29.290	35.760	204.5	9:00.384
13	2:05.395	44.545	35.940	44.910	166.4	23:29.943	6	1:45.219	40.557	29.386	35.276	204.9	10:45.603





5 y 6 de octubre



F4Spain ROUND 6 - JEREZ RACE 1

Sector Analysis

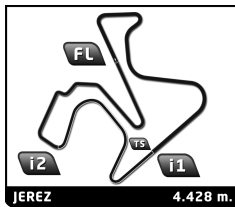
— Invalidated Lap

■ Personal Best

■ Session Best

B Crossing the pit lane

Lap	Time	Sector 1	Sector 2	Sector 3	T.Sp	Elapsed	Lap	Time	Sector 1	Sector 2	Sector 3	T.Sp	Elapsed	
48	James EGOZI USA Campos Racing Tatuus F4 T-421							15	<u>1:49.002</u>	41.781	30.693	<u>36.528</u>	207.3	27:47.677
	1	1:53.799	48.523	29.866	35.410	208.1	1:53.799	16	1:48.188	41.784	30.300	36.104	200.4	29:35.865
	2	1:45.714	40.476	29.803	35.435	206.1	3:39.513	17	1:51.357	45.302	29.981	36.074	192.2	31:27.222
	3	1:44.816	40.400	29.236	35.180	203.8	5:24.329	18	1:46.659	41.154	29.503	36.002	200.7	33:13.881
	4	1:44.841	40.294	29.283	35.264	206.1	7:09.170							
	5	1:44.845	40.273	29.242	35.330	206.1	8:54.015							
	6	1:45.057	40.539	29.184	35.334	203.4	10:39.072							
	7	1:44.738	40.406	29.169	35.163	204.9	12:23.810							
	8	1:44.838	40.312	29.216	35.310	207.3	14:08.648							
	9	<u>1:44.670</u>	<u>40.244</u>	29.196	35.230	206.9	15:53.318							
	10	1:44.649	40.280	29.181	35.188	204.5	17:37.967							
	11	1:44.777	40.502	29.125	35.150	199.3	19:22.744							
	12	1:45.572	40.414	29.138	36.020	202.6	21:08.316							
	13	2:09.450	50.559	35.220	43.671	154.1	23:17.766							
	14	2:35.044	56.162	40.355	58.527	159.3	25:52.810							
	15	<u>1:47.059</u>	<u>41.952</u>	29.549	35.558	204.9	27:39.869							
	16	<u>1:45.333</u>	40.598	29.371	<u>35.364</u>	202.6	29:25.202							
	17	<u>1:46.142</u>	41.084	29.794	<u>35.264</u>	204.9	31:11.344							
	18	1:46.376	41.284	29.497	35.595	204.5	32:57.720							
66	Francisco MACEDO PRT DXR Tatuus F4 T-421													
	1	1:54.983	49.366	29.987	35.630	206.9	1:54.983							
	2	1:45.649	40.568	29.616	35.465	206.9	3:40.632							
	3	1:45.831	40.594	29.922	35.315	203.8	5:26.463							
	4	1:44.734	40.348	29.061	35.325	205.3	7:11.197							
	5	1:44.584	40.231	29.004	35.349	205.3	8:55.781							
	6	1:45.262	40.178	29.737	35.347	205.7	10:41.043							
	7	1:45.083	40.479	29.273	35.331	206.1	12:26.126							
	8	1:44.945	40.314	29.278	35.353	206.5	14:11.071							
	9	1:44.565	40.180	29.255	35.130	206.9	15:55.636							
	10	1:45.198	40.471	29.189	35.538	204.9	17:40.834							
	11	1:45.304	40.326	29.522	35.456	205.3	19:26.138							
	12	1:46.166	40.329	29.393	36.444	206.9	21:12.304							
	13	2:08.395	48.987	36.609	42.799	157.7	23:20.699							
	14	2:32.972	56.764	39.633	56.575	133.8	25:53.671							
50	Tim GERHARDS NLD Monlau Motorsport Tatuus F4 T-421													
	1	1:59.707	53.506	30.050	36.151	203.0	1:59.707							
	2	1:47.651	41.415	29.905	36.331	203.4	3:47.358							
	3	1:46.413	40.676	30.220	35.517	203.4	5:33.771							
	4	1:45.708	40.746	29.328	35.634	202.6	7:19.479							
	5	1:45.966	40.746	29.456	35.764	201.5	9:05.445							
	6	1:47.109	41.507	29.776	35.826	201.5	10:52.554							
	7	2:04.607	41.571	29.329	53.707	202.2	12:57.161							
	8	1:45.742	40.835	29.370	35.537	200.0	14:42.903							
	9	1:45.733	40.897	29.307	35.529	200.7	16:28.636							
	10	1:46.019	40.889	29.475	35.655	199.6	18:14.655							
	11	1:46.029	40.940	29.480	35.609	198.9	20:00.684							
	12	1:46.167	40.980	29.527	35.660	198.9	21:46.851							
	13	1:49.969	41.092	29.884	38.993	199.3	23:36.820							
	14	2:21.708	54.522	38.466	48.720	121.6	25:58.528							
	15	1:49.437	42.590	30.225	36.622	201.5	27:47.965							
	16	1:47.545	41.544	29.780	36.221	201.1	29:35.510							
55	Chase FERNANDEZ GBR Rodin Motorsport Tatuus F4 T-421													
	1	1:59.217	51.577	30.570	37.070		1:59.217							
	2	1:48.462	41.561	30.321	36.580	202.6	3:47.679							
	3	<u>1:48.624</u>	<u>42.173</u>	30.361	36.090	189.5	5:36.303							
	4	<u>2:20.208</u> B	42.121	30.690	<u>1:07.397</u>	200.4	7:56.511							
	5	1:50.099	45.051	29.561	35.487	201.1	9:46.610							
	6	1:45.792	40.843	29.501	35.448	199.6	11:32.402							
	7	1:45.477	40.760	29.315	35.402	201.5	13:17.879							
	8	1:45.379	40.597	29.335	35.447	202.2	15:03.258							
	9	1:45.638	40.747	29.459	35.432	200.7	16:48.896							
	10	1:45.579	40.704	29.354	35.521	201.9	18:34.475							
	11	1:45.730	40.736	29.503	35.491	200.7	20:20.205							
	12	1:47.318	42.077	29.504	35.737	197.1	22:07.523							
	13	1:46.711	41.557	29.610	35.544	200.4	23:54.234							
	14	2:04.441	41.266	34.799	48.376	201.9	25:58.675							
69	Maximiliano RESTREPO COL Saintéloc Racing Tatuus F4 T-421													
	1	2:03.386	58.485	29.500	35.401	204.9	2:03.386							
	2	<u>1:46.519</u>	<u>40.733</u>	29.611	36.175	205.3	3:49.905							
	3	1:47.022	41.426	29.961	35.635	201.9	5:36.927							
	4	1:47.323	41.949	29.935	35.439	204.9	7:24.250							
	5	1:45.273	40.617	29.277	35.379	203.4	9:09.523							
	6	1:45.392	40.645	29.250	35.497	204.5	10:54.915							
	7	1:46.462	41.387	29.251	35.824	204.2	12:41.377							
	8	1:45.815	40.864	29.337	35.614	204.9	14:27.192							
	9	1:45.429	40.676	29.346	35.407	204.5	16:12.621							
	10	<u>1:45.777</u>	40.613	29.360	<u>35.804</u>	204.2	17:58.398							
	11	1:45.987	40.833	29.370	35.784	199.6	19:44.385							
	12	1:45.902	40.604	29.483	35.815	202.2	21:30.287							
	13	2:02.357	42.319	34.214	45.824	181.2	23:32.644							
	14	2:24.829	54.382	40.000	50.447	143.2	25:57.473							
	15	1:49.198	41.840	30.676	36.682	206.9	27:46.671							
	16	1:49.406	41.647	30.084	37.675	206.1	29:36.077							
71	Mattia COLNAGHI ITA KCL MP Motorsport Tatuus F4 T-421													
	1	1:50.553	46.209	29.232	35.112	203.0	1:50.553							
	2	1:44.621	40.356	29.047	35.218	202.2	3:35.174							
	3	1:44.522	40.361	29.060	35.101	202.2	5:19.696							
	4	1:44.288	40.169	29.058	35.061	202.6	7:03.984							
	5	1:44.307	40.211	29.019	35.077	203.4	8:48.291							
	6	1:44.387	40.268	29.023	35.096	202.2	10:32.678							
	7	1:44.323	40.252	29.057	35.014	201.9	12:17.001							
	8	1:44.169	40.139	28.915	35.115	203.0	14:01.170							
	9	1:44.446	40.237	29.070	35.139	203.0	15:45.616							
	10	1:44.488	40.280	29.042	35.166	203.8	17:30.104							
	11	1:44.395	40.278	28.951	35.166	202.6	19:14.499							
	12	1:44.648	40.305	29.003	35.340	201.5	20:59.147							
	13	2:15.123	55.341	35.369	44.413	147.9	23:14.270							
	14	2:36.971	55.472	40.727	1:00.772	154.9	25:51.241							



F4Spain ROUND 6 - JEREZ RACE 1

Sector Analysis

— Invalidated Lap

■ Personal Best

■ Session Best

B Crossing the pit lane

Lap	Time	Sector 1	Sector 2	Sector 3	T.Sp	Elapsed	Lap	Time	Sector 1	Sector 2	Sector 3	T.Sp	Elapsed
15	1:45.545	41.165	29.074	35.306	200.7	27:36.786	11	1:45.385	40.584	29.315	35.486	200.4	19:42.869
16	1:44.939	40.500	29.076	35.363	200.7	29:21.725	12	1:46.994	40.862	29.645	36.487	201.1	21:29.863
17	1:45.144	40.624	29.253	35.267	201.9	31:06.869	13	2:02.107	42.198	34.246	45.663	190.1	23:31.970
18	1:45.881	40.960	29.488	35.433	198.9	32:52.750	14	2:25.105	54.150	40.389	50.566	148.8	25:57.075
77 Lenny RIED DEU Monlau Motorsport Tatuus F4 T-421							15 1:49.047 41.935 30.682 36.430 206.5 27:46.122						
1	1:58.552	50.921	30.212	37.419	203.4	1:58.552	16	1:48.882	42.025	30.575	36.282	201.5	29:35.004
2	1:46.191	40.920	29.871	35.400	208.1	3:44.743	17	1:47.522	41.322	30.628	35.572	204.5	31:22.526
3	1:45.331	40.520	29.294	35.517	206.5	5:30.074	18	1:46.319	41.039	29.519	35.761	201.1	33:08.845
4	1:45.574	40.733	29.346	35.495	205.3	7:15.648	93 Ariel ELKIN ISR Saintéloc Racing Tatuus F4 T-421						
5	1:45.392	40.522	29.341	35.529	205.7	9:01.040	1	1:57.062	49.871	30.481	36.710	206.9	1:57.062
6	1:45.490	40.656	29.402	35.432	205.3	10:46.530	2	1:45.811	40.884	29.492	35.435	204.9	3:42.873
7	1:45.365	40.654	29.251	35.460	203.8	12:31.895	3	1:45.507	40.358	29.629	35.520	205.3	5:28.380
8	1:45.143	40.389	29.311	35.443	204.5	14:17.038	4	1:45.161	40.535	29.130	35.496	206.1	7:13.541
9	1:45.301	40.346	29.466	35.489	204.9	16:02.339	5	1:45.335	40.331	29.550	35.454	207.3	8:58.876
10	1:45.579	40.521	29.366	35.692	204.2	17:47.918	6	1:44.764	40.308	29.028	35.428	204.2	10:43.640
11	1:45.565	40.567	29.458	35.540	202.6	19:33.483	7	1:44.867	40.387	29.166	35.314	203.4	12:28.507
12	1:46.656	40.531	29.387	36.738	201.9	21:20.139	8	1:44.822	40.240	29.168	35.414	204.9	14:13.329
13	2:05.638	45.396	36.795	43.447	139.0	23:25.777	9	1:45.186	40.357	29.387	35.442	205.3	15:58.515
14	2:29.360	55.563	39.828	53.969	117.4	25:55.137	10	1:45.118	40.457	29.283	35.378	204.2	17:43.633
15	1:50.537	43.014	30.813	36.710	206.5	27:45.674	11	1:45.228	40.447	29.384	35.397	203.4	19:28.861
16	1:47.978	41.492	29.497	36.989	203.0	29:33.652	12	1:47.561	40.453	29.388	37.720	203.0	21:16.422
17	1:46.427	41.591	29.321	35.515	201.5	31:20.079	13	2:06.835	47.327	36.027	43.481	158.1	23:23.257
18	1:45.707	40.661	29.455	35.591	204.2	33:05.786	14	2:31.471	56.617	39.414	55.440	115.6	25:54.728
78 Gabriel GÓMEZ ITA TC Racing Tatuus F4 T-421							15 1:47.509 41.994 29.743 35.772 203.4 27:42.237						
1	1:57.685	50.530	30.157	36.998	204.2	1:57.685	16	1:46.408	41.075	29.595	35.738	200.4	29:28.645
2	1:45.583	40.662	29.400	35.521	204.9	3:43.268	17	1:46.318	41.346	29.343	35.629	204.2	31:14.963
3	1:45.644	40.683	29.373	35.588	204.2	5:28.912	18	1:45.520	40.572	29.399	35.549	201.5	33:00.483
4	1:45.036	40.439	29.215	35.382	203.8	7:13.948	99 Thomas STRAUVEN BEL Rodin Motorsport Tatuus F4 T-421						
5	1:45.935	40.481	29.694	35.760	204.9	8:59.883	1	1:52.969	48.031	29.482	35.456	205.3	1:52.969
6	1:44.872	40.464	29.143	35.265	203.4	10:44.755	2	1:45.492	40.453	29.731	35.308	208.1	3:38.461
7	1:45.023	40.542	29.274	35.207	202.6	12:29.778	3	1:44.947	40.358	29.289	35.300	206.1	5:23.408
8	1:44.918	40.428	29.175	35.315	203.0	14:14.696	4	1:44.694	40.268	29.210	35.216	205.7	7:08.102
9	1:44.848	40.374	29.227	35.247	203.4	15:59.544	5	1:44.591	40.136	29.249	35.206	205.7	8:52.693
10	1:44.901	40.517	29.111	35.273	201.5	17:44.445	6	1:44.925	40.454	29.300	35.171	203.8	10:37.618
11	1:45.256	40.531	29.246	35.479	201.9	19:29.701	7	1:44.546	40.204	29.228	35.114	205.3	12:22.164
12	1:47.461	40.664	29.376	37.421	201.1	21:17.162	8	1:44.766	40.493	29.198	35.075	203.0	14:06.930
13	2:06.868	47.366	36.188	43.314	149.6	23:24.030	9	1:44.760	40.525	29.161	35.074	204.9	15:51.690
14	2:30.859	56.248	39.579	55.032	109.5	25:54.889	10	1:44.813	40.462	29.233	35.118	205.7	17:36.503
15	1:48.171	42.141	30.311	35.719	202.6	27:43.060	11	1:44.975	40.502	29.267	35.206	203.8	19:21.478
16	1:52.116	40.814	31.388	39.914	204.5	29:35.176	12	1:45.143	40.373	29.320	35.450	205.3	21:06.621
88 Cristian CANTÚ MEX TC Racing Tatuus F4 T-421							13 2:10.744 51.681 34.928 44.135 151.0 23:17.365						
1	1:59.916	52.429	30.345	37.142	204.2	1:59.916	14	2:35.333	55.974	40.396	58.963	164.9	25:52.698
2	1:48.378	41.782	30.082	36.514	206.1	3:48.294	15	1:47.951	42.488	29.887	35.576	200.7	27:40.649
3	1:47.374	41.259	29.813	36.302	199.6	5:35.668	16	1:45.519	40.552	29.535	35.432	204.2	29:26.168
4	1:45.733	41.181	29.169	35.383	202.2	7:21.401	17	1:46.379	40.672	29.697	36.010	205.3	31:12.547
5	1:45.189	40.503	29.206	35.480	202.6	9:06.590	18	1:46.759	41.240	29.888	35.631	205.7	32:59.306
6	1:46.494	40.739	30.118	35.637	203.8	10:53.084							
7	1:48.086	41.442	29.395	37.249	200.7	12:41.170							
8	1:45.422	40.634	29.379	35.409	204.5	14:26.592							
9	1:45.481	40.625	29.349	35.507	205.7	16:12.073							
10	1:45.411	40.581	29.413	35.417	202.6	17:57.484							