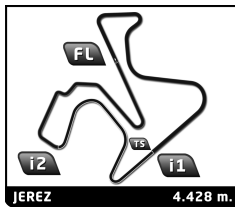


F4Spain ROUND 6 - JEREZ QUALIFYING 2

Sector Analysis

— Invalidated Lap ■ Personal Best ■ Session Best B Crossing the pit lane

Lap	Time	Sector 1	Sector 2	Sector 3	T.Sp	Elapsed	Lap	Time	Sector 1	Sector 2	Sector 3	T.Sp	Elapsed
3	Griffin PEEBLES AUS MP Motorsport Tatuus F4 T-421												
1	3:23.112	2:10.626	33.376	39.110	159.3	3:23.112	1	4:22.862	3:05.166	39.228	38.468	101.0	4:22.862
2	1:50.180	42.805	30.756	36.619	199.6	5:13.292	2	1:55.949	42.836	34.595	38.518	192.5	6:18.811
3	1:52.111	40.926	30.084	41.101	201.9	7:05.403	3	1:48.205	41.145	30.725	36.335	200.4	8:07.016
4	1:46.170	40.480	28.951	36.739	204.9	8:51.573	4	1:44.776	40.375	29.113	35.288	201.1	9:51.792
5	1:43.784	39.951	28.817	35.016	203.8	10:35.357	5	1:44.686	40.297	29.225	35.164	200.0	11:36.478
6	1:46.626	40.141	29.101	37.384	206.1	12:21.983	6	1:45.483	40.320	29.537	35.626	203.0	13:21.961
7	1:43.354	39.817	28.692	34.845	204.9	14:05.337	7	1:43.922	40.060	28.888	34.974	200.7	15:05.883
8	1:44.210	39.985	29.072	35.153	204.9	15:49.547	8	1:44.216	40.303	28.888	35.025	199.3	16:50.099
9	1:43.234	39.780	28.638	34.816	204.2	17:32.781	9	1:44.171	40.039	28.770	35.362	201.1	18:34.270
10	1:43.509	39.834	28.644	35.031	203.8	19:16.290	10	1:44.016	40.009	28.937	35.070	201.5	20:18.286
11	1:43.185	39.709	28.671	34.805	205.3	20:59.475							
4	Juan COTA ESP Drivex Tatuus F4 T-421												
1	3:54.981	2:38.486	38.833	37.662	128.7	3:54.981	1	2:10.105	59.581	32.603	37.921	172.2	2:10.105
2	1:46.924	41.750	29.533	35.641	200.4	5:41.905	2	1:56.046	43.465	31.427	41.154	179.7	4:06.151
3	1:45.076	40.818	29.074	35.184	204.5	7:26.981	3	1:46.691	41.195	29.826	35.670	201.5	5:52.842
4	1:44.132	40.346	28.822	34.964	204.2	9:11.113	4	1:45.027	40.733	29.042	35.252	201.9	7:37.869
5	1:43.431	40.000	28.637	34.794	204.2	10:54.544	5	1:44.591	40.375	29.022	35.194	203.4	9:22.460
6	1:43.348	39.883	28.649	34.816	204.2	12:37.892	6	1:43.914	40.097	28.861	34.956	204.2	11:06.374
7	1:43.179	39.798	28.614	34.767	204.5	14:21.071	7	1:43.791	40.059	28.836	34.896	203.8	12:50.165
8	1:43.399	39.899	28.646	34.854	204.2	16:04.470	8	1:48.946	42.882	30.293	35.771	192.9	14:39.111
9	1:43.497	39.893	28.673	34.931	204.9	17:47.967	9	1:43.978	40.173	28.836	34.969	204.2	16:23.089
10	1:43.317	39.894	28.625	34.798	204.5	19:31.284	10	1:43.869	39.962	28.866	35.041	204.2	18:06.958
11	1:43.447	39.837	28.789	34.821	205.3	21:14.731	11	1:43.998	39.974	28.953	35.071	203.4	19:50.956
12							12	1:43.829	39.977	28.864	34.988	203.4	21:34.785
5	Lorenzo CAMPOS AGO GRS Team USA Tatuus F4 T-421												
1	2:16.905	1:00.554	36.781	39.570	160.0	2:16.905	1	2:04.672	52.806	32.951	38.915	184.6	2:04.672
2	2:01.771	46.838	36.305	38.628	158.6	4:18.676	2	1:51.288	43.587	30.828	36.873	200.0	3:55.960
3	1:49.156	42.431	30.050	36.675	200.4	6:07.832	3	1:49.052	43.272	30.021	35.759	184.0	5:45.012
4	1:47.338	41.713	29.757	35.868	201.9	7:55.170	4	1:45.762	40.707	29.290	35.765	201.1	7:30.774
5	1:45.971	40.971	29.492	35.508	202.6	9:41.141	5	1:44.941	40.419	29.220	35.302	202.2	9:15.715
6	1:45.947	40.786	29.568	35.593	201.1	11:27.088	6	1:44.698	40.347	29.121	35.230	202.2	11:00.413
7	1:45.452	40.548	29.365	35.539	203.8	13:12.540	7	1:44.345	40.243	28.980	35.122	202.6	12:44.758
8	1:45.816	40.680	29.525	35.611	200.0	14:58.356	8	1:43.981	39.991	28.879	35.111	203.4	14:28.739
9	1:45.666	40.744	29.373	35.549	200.0	16:44.022	9	1:44.040	40.036	28.908	35.096	202.6	16:12.779
10	1:45.590	40.655	29.454	35.481	199.3	18:29.612	10	1:44.449	40.286	28.960	35.203	201.9	17:57.228
11	1:45.337	40.515	29.281	35.541	201.9	20:14.949	11	1:44.154	40.140	28.938	35.076	202.6	19:41.382
12							12	1:44.115	40.130	28.925	35.060	203.0	21:25.497
7	Maciej GLADYSZ POL KCL MP Motorsport Tatuus F4 T-421												
1	2:08.995	58.978	32.304	37.713	180.0	2:08.995	1	2:08.369	55.211	34.136	39.022	155.8	2:08.369
2	2:11.667	43.463	31.791	56.413	197.4	4:20.662	2	1:51.341	42.618	31.535	37.188	200.7	3:59.710
3	2:19.739	49.746	39.639	50.354	194.2	6:40.401	3	1:47.550	41.736	29.914	35.900	200.0	5:47.260
4	1:45.456	40.961	29.243	35.252	202.2	8:25.857	4	1:46.082	40.993	29.474	35.615	201.1	7:33.342
5	1:44.119	40.175	28.895	35.049	203.4	10:09.976	5	1:45.667	40.624	29.315	35.728	201.1	9:19.009
6	1:43.613	39.963	28.784	34.866	204.2	11:53.589	6	1:45.507	40.538	29.408	35.561	201.5	11:04.516
7	1:43.439	39.871	28.702	34.866	204.2	13:37.028	7	1:44.744	40.433	29.105	35.206	204.2	12:49.260
8	1:43.420	39.909	28.707	34.804	203.8	15:20.448	8	1:45.099	40.440	29.233	35.426	202.2	14:34.359
9	1:43.242	39.774	28.595	34.873	204.5	17:03.690	9	1:44.778	40.361	29.115	35.302	203.4	16:19.137
10	1:52.564	42.929	31.352	38.283	192.2	18:56.254	10	1:48.370	40.526	29.421	38.423	198.2	18:07.507
11	1:43.676	39.927	28.763	34.986	204.2	20:39.930	11	1:45.037	40.546	29.171	35.320	199.6	19:52.544
8	Enzo TARNVANICHKUL THA Campos Racing Tatuus F4 T-421												
1	4:22.862	3:05.166	39.228	38.468	101.0	4:22.862	1	2:10.105	59.581	32.603	37.921	172.2	2:10.105
2	1:55.949	42.836	34.595	38.518	192.5	6:18.811	2	1:56.046	43.465	31.427	41.154	179.7	4:06.151
3	1:48.205	41.145	30.725	36.335	200.4	8:07.016	3	1:46.691	41.195	29.826	35.670	201.5	5:52.842
4	1:44.776	40.375	29.113	35.288	201.1	9:51.792	4	1:45.027	40.733	29.042	35.252	201.9	7:37.869
5	1:44.686	40.297	29.225	35.164	200.0	11:36.478	5	1:44.591	40.375	29.022	35.194	203.4	9:22.460
6	1:45.483	40.320	29.537	35.626	203.0	13:21.961	6	1:43.914	40.097	28.861	34.956	204.2	11:06.374
7	1:43.922	40.060	28.888	34.974	200.7	15:05.883	7	1:43.791	40.059	28.836	34.896	203.8	12:50.165
8	1:44.216	40.303	28.888	35.025	199.3	16:50.099	8	1:48.946	42.882	30.293	35.771	192.9	14:39.111
9	1:44.171	40.039	28.770	35.362	201.1	18:34.270	9	1:43.978	40.173	28.836	34.969	204.2	16:23.089
10	1:44.016	40.009	28.937	35.070	201.5	20:18.286	10	1:43.869	39.962	28.866	35.041	204.2	18:06.958
11							11	1:43.998	39.974	28.953	35.071	203.4	19:50.956
12							12	1:43.829	39.977	28.864	34.988	203.4	21:34.785
9	René LAMMERS NLD MP Motorsport Tatuus F4 T-421												
1	2:10.105	59.581	32.603	37.921	172.2	2:10.105	1	2:04.672	52.806	32.951	38.915	184.6	2:04.672
2	1:56.046	43.465	31.427	41.154	179.7	4:06.151	2	1:51.288	43.587	30.828	36.873	200.0	3:55.960
3	1:46.691	41.195	29.826	35.670	201.5	5:52.842	3	1:49.052	43.272	30.021	35.759	184.0	5:45.012
4	1:45.027	40.733	29.042	35.252	201.9	7:37.869	4	1:45.762	40.707	29.290	35.765	201.1	7:30.774
5	1:44.591	40.375	29.022	35.194	203.4	9:22.460	5	1:44.941	40.419	29.220	35.302	202.2	9:15.715
6	1:43.914	40.097	28.861	34.956	204.2	11:06.374	6	1:44.698	40.347	29.121	35.230	202.2	11:00.413
7	1:43.791	40.059	28.836	34.896	203.8	12:50.165	7	1:44.345	40.243	28.980	35.122	202.6	12:44.758
8	1:48.946	42.882	30.293	35.771	192.9	14:39.111	8	1:43.981	39.991	28.879	35.111	203.4	14:28.739
9	1:43.978	40.173	28.836	34.969	204.2	16:23.089	9	1:44.040	40.036	28.908	35.096	202.6	16:12.779
10	1:43.869	39.962	28.866	35.041	204.2	18:06.958	10	1:44.449	40.286	28.960	35.203	201.9	17:57.228
11	1:43.998	39.974	28.953	35.071	203.4	19:50.956	11	1:44.154	40.140	28.938	35.076	202.6	19:41.382
12	1:43.829	39.977	28.864	34.988	203.4	21:34.785	12	1:44.115	40.130	28.925	35.060	203.0	21:25.497
10	Lorenzo CASTILLO MEX Tecnicar Tatuus F4 T-421												
1	2:04.672	52.806	32.951	38.915	184.6	2:04.672	1	2:08.369	55.211	34.136	39.022	155.8	2:08.369
2	1:51.288	43.587	30.828	36.873	200.0	3:55.960	2	1:51.341	42.618	31.535	37.188	200.7	3:59.710
3	1:49.052	43.272	30.021	35.759									



F4Spain

ROUND 6 - JEREZ

QUALIFYING 2

Sector Analysis

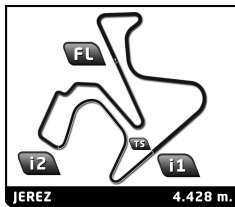
— Invalidated Lap

■ Personal Best

■ Session Best

B Crossing the pit lane

Lap	Time	Sector 1	Sector 2	Sector 3	T.Sp	Elapsed	Lap	Time	Sector 1	Sector 2	Sector 3	T.Sp	Elapsed
12 Adam AL AZHARI ARE							1 2:53.699 1:40.930 34.024 38.745 164.9 2:53.699						
Tecnicar Tatuus F4 T-421							2 1:50.175 42.934 31.090 36.151 200.7 4:43.874						
1	2:39.518	1:05.640	34.740	59.138	154.1	2:39.518	3	1:48.368	41.314	29.407	37.647	202.6	6:32.242
2	2:00.756	49.187	31.713	39.856	171.7	4:40.274	4	1:44.771	40.523	29.045	35.203	203.0	8:17.013
3	2:04.258	41.151	31.835	51.272	201.1	6:44.532	5	1:44.196	40.124	28.980	35.092	204.9	10:01.209
4	1:45.087	40.534	29.244	35.309	203.4	8:29.619	6	1:44.082	40.066	28.880	35.136	204.2	11:45.291
5	1:44.170	40.126	28.983	35.061	203.8	10:13.789	7	1:44.023	40.134	28.918	34.971	204.9	13:29.314
6	1:43.863	39.953	28.900	35.010	204.2	11:57.652	8	1:44.064	40.076	28.921	35.067	204.5	15:13.378
7	1:48.887	40.115	33.414	35.358	205.3	13:46.539	9	1:44.091	40.163	28.832	35.096	204.2	16:57.469
8	1:43.976	39.920	28.999	35.057	203.0	15:30.515	10	1:55.570	43.297	34.122	38.151	134.5	18:53.039
9	1:43.787	39.900	28.864	35.023	204.2	17:14.302							
10	1:43.850	39.997	28.726	35.127	204.2	18:58.152							
11	1:43.807	39.912	28.920	34.975	204.5	20:41.959							
14 Keanu AL AZHARI ARE							22 Peter BOUZINELOS AUS						
MP Motorsport Tatuus F4 T-421							Rodin Motorsport Tatuus F4 T-421						
1	6:59.640	5:43.077	35.842	40.721	128.3	6:59.640	1	4:48.887	3:14.783	33.827	1:00.277	152.8	4:48.887
2	1:54.738	46.514	31.090	37.134	143.0	8:54.378	2	1:59.725	48.311	30.937	40.477	191.8	6:48.612
3	1:49.028	43.558	29.746	35.724	201.1	10:43.406	3	1:46.930	41.751	29.434	35.745	201.5	8:35.542
4	1:44.186	40.341	28.830	35.015	203.8	12:27.592	4	1:45.056	40.540	29.109	35.407	201.9	10:20.598
5	1:43.477	39.894	28.715	34.868	204.5	14:11.069	5	1:44.222	40.217	28.953	35.052	203.0	12:04.820
6	1:43.250	39.785	28.640	34.825	203.8	15:54.319	6	1:44.115	40.116	28.960	35.039	203.0	13:48.935
7	1:43.244	39.799	28.545	34.900	204.2	17:37.563	7	1:44.006	40.044	28.928	35.034	203.8	15:32.941
8	1:45.193	39.872	28.579	36.742	203.4	19:22.756	8	1:43.870	40.053	28.837	34.980	204.2	17:16.811
9	1:43.439	39.911	28.665	34.863	204.5	21:06.195	9	1:43.866	39.967	28.806	35.093	204.2	19:00.677
							10	1:43.928	40.055	28.810	35.063	203.8	20:44.605
18 Andrés CÁRDENAS PER							23 Jan PRZYROWSKI POL						
Griffin Core by Campos Tatuus F4 T-421							Griffin Core by Campos Tatuus F4 T-421						
1	3:34.888	2:24.472	32.555	37.861	178.5	3:34.888	1	3:32.601	2:21.655	32.427	38.519	179.1	3:32.601
2	1:51.501	43.316	30.696	37.489	181.2	5:26.389	2	1:50.153	43.635	30.330	36.188	186.2	5:22.754
3	1:45.442	41.050	29.140	35.252	202.2	7:11.831	3	1:45.729	41.011	29.218	35.500	199.6	7:08.483
4	1:44.783	40.241	28.926	35.616	201.9	8:56.614	4	1:44.632	40.339	28.998	35.295	203.0	8:53.115
5	1:44.109	40.182	28.872	35.055	205.3	10:40.723	5	1:44.005	40.181	28.767	35.057	204.2	10:37.120
6	1:43.790	40.091	28.743	34.956	203.4	12:24.513	6	1:43.852	40.042	28.866	34.944	203.4	12:20.972
7	1:43.717	39.956	28.826	34.935	203.0	14:08.230	7	1:43.718	39.899	28.774	35.045	203.8	14:04.690
8	1:43.677	39.954	28.722	35.001	203.8	15:51.907	8	1:43.572	39.898	28.757	34.917	203.8	15:48.262
9	1:43.680	39.947	28.790	34.943	203.8	17:35.587	9	1:43.181	39.716	28.705	34.760	204.5	17:31.443
10	1:43.697	39.970	28.731	34.996	202.6	19:19.284	10	1:49.517	41.063	32.996	35.458	165.6	19:20.960
11	1:43.712	39.961	28.799	34.952	203.8	21:02.996	11	1:43.548	39.877	28.781	34.890	203.4	21:04.508
19 Matus RYBA SVK							24 Ernesto RIVERA MEX						
Drivex Tatuus F4 T-421							Griffin Core by Campos Tatuus F4 T-421						
1	3:55.280	2:43.329	34.630	37.321	159.3	3:55.280	1	3:34.201	2:23.747	32.690	37.764	176.2	3:34.201
2	1:48.758	42.434	30.392	35.932	184.6	5:44.038	2	1:50.861	42.698	30.861	37.302	171.2	5:25.062
3	1:47.905	40.868	29.348	37.689	204.2	7:31.943	3	1:44.509	40.416	29.067	35.026	204.2	7:09.571
4	1:44.677	40.330	29.054	35.293	204.5	9:16.620	4	1:46.051	40.070	28.974	37.007	206.1	8:55.622
5	1:46.977	40.230	31.377	35.370	205.3	11:03.597	5	1:43.724	40.007	28.858	34.859	204.5	10:39.346
6	1:44.097	40.119	28.956	35.022	202.6	12:47.694	6	1:43.327	39.886	28.713	34.728	204.9	12:22.673
7	1:45.674	40.143	29.051	36.480	204.2	14:33.368	7	1:44.644	40.122	29.420	35.102	206.1	14:07.317
8	1:44.072	40.048	28.801	35.223	203.0	16:17.440	8	1:43.328	39.845	28.649	34.834	203.8	15:50.645
9	1:43.913	40.012	28.731	35.170	203.0	18:01.353	9	1:44.307	39.838	28.918	35.551	203.8	17:34.952
10	1:44.199	40.151	28.953	35.095	201.5	19:45.552	10	1:43.357	39.770	28.776	34.811	203.8	19:18.309
21 Yevan DAVID LKA							27 Lucas FLUXÁ ESP						
Saintéloc Racing Tatuus F4 T-421							KCL MP Motorsport Tatuus F4 T-421						
1	5:32.997	4:18.798	32.917	41.282	182.4	5:32.997	1	5:32.997	4:18.798	32.917	41.282	182.4	5:32.997
2	1:56.773	49.349	31.243	36.181	146.3	7:29.770	2	1:56.773	49.349	31.243	36.181	146.3	7:29.770
3	1:45.364	40.873	29.267	35.224	202.2	9:15.134	3	1:45.364	40.873	29.267	35.224	202.2	9:15.134
4	1:44.314	40.282	29.018	35.014	203.4	10:59.448	4	1:44.314	40.282	29.018	35.014	203.4	10:59.448



F4Spain ROUND 6 - JEREZ QUALIFYING 2

Sector Analysis

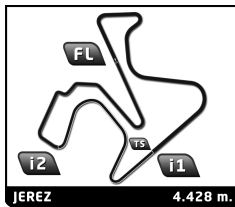
— Invalidated Lap

■ Personal Best

■ Session Best

B Crossing the pit lane

Lap	Time	Sector 1	Sector 2	Sector 3	T.Sp	Elapsed	Lap	Time	Sector 1	Sector 2	Sector 3	T.Sp	Elapsed
5	1:43.830	39.981	28.890	34.959	203.4	12:43.278	8	1:44.952	40.603	29.270	35.079	204.5	16:54.790
6	1:43.876	39.955	28.988	34.933	203.8	14:27.154	9	1:44.149	40.142	28.973	35.034	202.6	18:38.939
7	1:43.623	39.849	28.820	34.954	202.2	16:10.777	10	1:44.107	40.030	28.967	35.110	203.8	20:23.046
8	1:43.596	39.924	28.788	34.884	203.0	17:54.373	37 Filippo FIORENTINO BRA						
9	1:43.581	39.878	28.813	34.890	203.0	19:37.954	CRAM Motorsport Tatuus F4 T-421						
10	1:43.608	39.861	28.847	34.900	203.4	21:21.562	1	2:13.553	1:00.792	33.622	39.139	180.0	2:13.553
29 Joanne CICONTE AUS							2	1:54.679	44.076	31.244	39.359	177.6	4:08.232
DXR Tatuus F4 T-421							3	1:51.128	43.618	29.881	37.629	199.6	5:59.360
1	4:18.406	3:02.353	36.111	39.942	147.3	4:18.406	4	1:45.442	40.808	29.209	35.425	201.1	7:44.802
2	1:54.131	45.586	31.344	37.201	194.2	6:12.537	5	1:44.706	40.303	29.216	35.187	201.9	9:29.508
3	1:48.965	42.027	30.574	36.364	200.0	8:01.502	6	1:44.378	40.192	29.000	35.186	202.6	11:13.886
4	1:47.289	41.447	29.922	35.920	200.0	9:48.791	7	1:44.435	40.248	29.025	35.162	202.2	12:58.321
5	1:46.647	40.987	29.654	36.006	200.0	11:35.438	8	1:44.548	40.281	28.953	35.314	202.2	14:42.869
6	1:46.798	40.935	29.776	36.087	200.4	13:22.236	9	1:44.534	40.297	29.012	35.225	200.0	16:27.403
7	1:47.005	41.167	29.864	35.974	196.0	15:09.241	10	1:44.702	40.351	29.084	35.267	201.1	18:12.105
8	1:46.978	41.147	29.990	35.841	199.3	16:56.219	11	1:44.759	40.320	29.144	35.295	200.7	19:56.864
9	1:46.367	40.676	29.876	35.815	201.1	18:42.586	46 Nathan TYE GBR						
10	1:45.709	40.694	29.377	35.638	201.5	20:28.295	Campos Racing Tatuus F4 T-421						
32 Wiktor DOBRZANSKI POL							1	3:41.762	2:31.081	32.583	38.098	177.0	3:41.762
Technicar Tatuus F4 T-421							2	1:49.372	42.705	30.542	36.125	183.1	5:31.134
1	2:19.160	1:04.147	34.217	40.796	181.2	2:19.160	3	1:45.309	40.676	29.289	35.344	202.2	7:16.443
2	2:15.032B	46.143	33.806	55.083	165.1	4:34.192	4	1:44.373	40.326	28.963	35.084	202.6	9:00.816
3	2:06.559	45.965	30.680	49.914	198.5	6:40.751	5	1:44.052	40.086	28.835	35.131	203.8	10:44.868
4	1:46.166	41.032	29.451	35.683	206.9	8:26.917	6	1:43.743	40.062	28.786	34.895	204.9	12:28.611
5	1:45.311	40.537	29.309	35.465	205.7	10:12.228	7	1:43.582	39.907	28.767	34.908	205.7	14:12.193
6	1:44.941	40.473	29.107	35.361	204.2	11:57.169	8	1:43.770	40.015	28.802	34.953	204.2	15:55.963
7	1:44.653	40.222	29.098	35.333	203.8	13:41.822	9	1:43.718	39.995	28.766	34.957	205.3	17:39.681
8	1:44.530	40.254	29.030	35.246	202.6	15:26.352	48 James EGOZI USA						
9	1:44.266	40.220	28.950	35.096	203.4	17:10.618	Campos Racing Tatuus F4 T-421						
10	1:48.051	41.272	29.860	36.919	202.6	18:58.669	1	3:15.805	2:02.139	33.345	40.321	153.6	3:15.805
11	1:44.462	40.269	29.081	35.112	205.3	20:43.131	2	1:51.723	43.800	31.711	36.212	170.6	5:07.528
33 Christopher FEGHALI LBN							3	1:46.482	40.866	29.593	36.023	203.0	6:54.010
Drivex Tatuus F4 T-421							4	1:47.079	40.758	29.214	37.107	202.2	8:41.089
1	4:01.961	2:46.448	35.650	39.863	155.4	4:01.961	5	1:44.160	40.183	28.934	35.043	202.6	10:25.249
2	1:50.619	42.643	31.243	36.733	197.4	5:52.580	6	1:44.536	40.061	29.067	35.408	203.0	12:09.785
3	1:49.297	41.988	29.698	37.611	202.6	7:41.877	7	1:43.727	40.080	28.773	34.874	202.6	13:53.512
4	1:44.896	40.477	29.215	35.204	204.5	9:26.773	8	1:43.597	39.976	28.710	34.911	203.4	15:37.109
5	1:44.301	40.250	28.960	35.091	203.4	11:11.074	9	1:45.735	39.930	28.733	37.072	202.6	17:22.844
6	1:44.075	40.128	28.945	35.002	204.2	12:55.149	10	1:43.566	39.916	28.775	34.875	203.4	19:06.410
7	1:49.467	40.157	28.995	40.315	202.2	14:44.616	50 Tim GERHARDS NLD						
8	1:47.140	40.036	28.942	38.162	203.4	16:31.756	Monlau Motorsport Tatuus F4 T-421						
9	1:43.873	40.002	28.864	35.007	204.2	18:15.629	1	4:35.805	3:24.999	32.997	37.809	159.1	4:35.805
10	1:44.089	40.061	28.944	35.084	203.8	19:59.718	2	1:48.875	41.639	31.046	36.190	199.6	6:24.680
11	1:43.771	39.899	28.888	34.984	205.3	21:43.489	3	1:49.881	40.783	29.270	39.828	201.9	8:14.561
35 Adam HIDEG HUN							4	1:44.779	40.499	29.000	35.280	202.6	9:59.340
CRAM Motorsport Tatuus F4 T-421							5	1:44.374	40.264	28.944	35.166	202.6	11:43.714
1	4:10.522B	2:34.390	35.138	1:00.994	151.5	4:10.522	6	1:44.212	40.166	28.900	35.146	203.0	13:27.926
2	2:11.105	55.959	35.191	39.955	161.9	6:21.627	7	1:44.280	40.183	28.953	35.144	203.8	15:12.206
3	1:50.242	41.604	29.888	38.750	201.5	8:11.869	8	1:44.340	40.264	29.006	35.070	202.2	16:56.546
4	1:45.141	40.510	29.273	35.358	203.0	9:57.010	9	1:44.702	40.428	29.053	35.221	208.1	18:41.248
5	1:44.409	40.194	29.055	35.160	203.0	11:41.419	10	1:44.139	40.254	28.808	35.077	201.9	20:25.387
6	1:44.279	40.253	28.895	35.131	203.4	13:25.698							
7	1:44.140	40.152	28.933	35.055	203.0	15:09.838							



F4Spain ROUND 6 - JEREZ QUALIFYING 2

Sector Analysis

— Invalidated Lap

■ Personal Best


■ Session Best

B Crossing the pit lane

Lap	Time	Sector 1	Sector 2	Sector 3	T.Sp	Elapsed	Lap	Time	Sector 1	Sector 2	Sector 3	T.Sp	Elapsed
55 Chase FERNANDEZ GBR Rodin Motorsport Tatuus F4 T-421							2	2:08.061	46.034	37.019	45.008	178.8	6:54.993
1	4:49.821 B	3:16.750	32.353	1:00.718	190.8	4:49.821	3	1:54.309	43.478	32.148	38.683	192.9	8:49.302
2	2:01.018	47.908	30.980	42.130	173.9	6:50.839	4	1:45.707	40.912	29.388	35.407	204.2	10:35.009
3	1:45.572	40.741	29.557	35.274	204.2	8:36.411	5	1:44.255	40.115	28.996	35.144	205.3	12:19.264
4	1:44.562	40.298	29.112	35.152	204.9	10:20.973	6	1:43.851	39.996	28.880	34.975	205.3	14:03.115
5	1:46.069	41.445	29.229	35.395	204.9	12:07.042	7	1:43.926	39.986	28.929	35.011	204.9	15:47.041
6	1:43.911	40.106	28.898	34.907	204.2	13:50.953	8	1:43.722	39.918	28.839	34.965	204.2	17:30.763
7	1:43.778	39.964	28.836	34.978	204.9	15:34.731	9	1:44.032	40.072	28.881	35.079	204.9	19:14.795
8	1:43.933	39.960	28.864	35.109	204.5	17:18.664	10	1:43.901	40.002	28.891	35.008	203.8	20:58.696
9	1:44.032	40.130	28.832	35.070	204.2	19:02.696							
66 Francisco MACEDO PRT DXR Tatuus F4 T-421													
1	4:15.847	3:01.300	35.680	38.867	155.8	4:15.847							
2	1:50.992	43.266	30.380	37.346	197.1	6:06.839							
3	1:46.754	41.212	29.611	35.931	202.2	7:53.593							
4	1:45.182	40.592	29.155	35.435	203.0	9:38.775							
5	1:44.280	40.227	28.940	35.113	203.8	11:23.055							
6	1:44.120	40.141	28.880	35.099	204.2	13:07.175							
7	1:43.833	40.071	28.748	35.014	204.5	14:51.008							
8	1:46.180	39.993	28.794	37.393	204.2	16:37.188							
9	1:43.914	39.923	28.833	35.158	204.2	18:21.102							
10	1:43.969	40.004	28.747	35.218	204.2	20:05.071							
69 Maximiliano RESTREPO COL Saintéloc Racing Tatuus F4 T-421													
1	2:54.245	1:41.347	33.876	39.022	170.3	2:54.245							
2	1:50.621	43.166	30.750	36.705	174.8	4:44.866							
3	1:50.096	40.759	29.840	39.497	203.0	6:34.962							
4	1:45.386	40.820	29.266	35.300	202.2	8:20.348							
5	1:44.821	40.398	29.134	35.289	203.0	10:05.169							
6	1:44.485	40.304	29.001	35.180	203.8	11:49.654							
7	1:44.398	40.242	29.084	35.072	204.2	13:34.052							
8	1:44.125	40.099	28.940	35.086	201.9	15:18.177							
9	1:44.747	40.127	29.187	35.433	203.0	17:02.924							
10	1:45.844	40.231	28.924	36.689	204.2	18:48.768							
11	1:44.157	40.133	28.930	35.094	203.0	20:32.925							
71 Mattia COLNAGHI ITA KCL MP Motorsport Tatuus F4 T-421													
1	2:06.969	56.183	32.432	38.354	194.9	2:06.969							
2	2:37.281 B	42.749	33.809	1:20.723	199.3	4:44.250							
3	2:09.760	52.734	37.373	39.653	165.1	6:54.010							
4	1:54.936	44.235	32.045	38.656	194.6	8:48.946							
5	1:45.268	40.831	29.240	35.197	201.9	10:34.214							
6	1:44.135	40.152	28.915	35.068	203.8	12:18.349							
7	1:43.531	39.984	28.674	34.873	203.8	14:01.880							
8	1:43.371	39.890	28.672	34.809	204.2	15:45.251							
9	1:43.148	39.808	28.590	34.750	203.4	17:28.399							
10	1:43.182	39.818	28.555	34.809	203.4	19:11.581							
11	1:42.959	39.642	28.566	34.751	206.1	20:54.540							
77 Lenny RIED DEU Monlau Motorsport Tatuus F4 T-421													
1	4:46.932	3:34.497	34.155	38.280	190.8	4:46.932							
78 Gabriel GÓMEZ ITA TC Racing Tatuus F4 T-421													
1	2:12.692	1:00.325	33.696	38.671	163.1	2:12.692							
2	1:55.208	44.310	31.414	39.484	179.1	4:07.900							
3	1:49.805	42.299	29.912	37.594	201.5	5:57.705							
4	1:44.925	40.555	29.125	35.245	201.9	7:42.630							
5	1:51.523	40.387	35.894	35.242	203.8	9:34.153							
6	1:44.315	40.359	28.943	35.013	203.0	11:18.468							
7	1:44.021	40.188	28.887	34.946	202.2	13:02.489							
8	1:43.906	40.111	28.861	34.934	202.2	14:46.395							
9	1:43.599	39.929	28.793	34.877	202.6	16:29.994							
10	1:43.968	40.038	28.743	35.187	202.6	18:13.962							
11	1:43.738	39.949	28.850	34.939	203.4	19:57.700							
12	1:44.015	39.998	28.863	35.154	205.7	21:41.715							
88 Cristian CANTÚ MEX TC Racing Tatuus F4 T-421													
1	2:14.007	1:01.939	32.914	39.154	190.1	2:14.007							
2	1:54.400	44.711	30.595	39.094	188.5	4:08.407							
3	1:49.841	42.291	29.918	37.632	202.2	5:58.248							
4	1:45.395	40.896	29.128	35.371	202.2	7:43.643							
5	1:44.515	40.324	29.062	35.129	201.9	9:28.158							
6	1:44.372	40.235	29.030	35.107	202.2	11:12.530							
7	1:44.220	40.241	28.927	35.052	203.4	12:56.750							
8	1:44.227	40.201	28.904	35.122	203.4	14:40.977							
9	1:44.089	40.162	28.890	35.037	203.4	16:25.066							
10	1:44.084	40.137	28.826	35.121	202.6	18:09.150							
11	1:44.166	40.132	28.928	35.106	203.0	19:53.316							
93 Ariel ELKIN ISR Saintéloc Racing Tatuus F4 T-421													
1	2:52.712	1:40.237	33.709	38.766	163.6	2:52.712							
2	1:49.481	42.590	30.614	36.277	200.0	4:42.193							
3	1:48.487	40.916	29.681	37.890	203.0	6:30.680							
4	1:44.788	40.461	29.028	35.299	203.4	8:15.468							
5	1:49.112	40.199	28.942	39.971	204.5	10:04.580							
6	1:44.037	40.202	28.796	35.039	203.4	11:48.617							
7	1:43.805	40.025	28.794	34.986	203.0	13:32.422							
8	1:43.825	40.041	28.740	35.044	203.4	15:16.247							
9	1:43.707	39.962	28.772	34.973	203.8	16:59.954							
10	1:47.072	40.786	30.605	35.681	201.1	18:47.026							
11	1:43.978	40.052	28.789	35.137	202.2	20:31.004							
99 Thomas STRAUVEN BEL Rodin Motorsport Tatuus F4 T-421													
1	4:00.733 B	2:31.980	32.833	55.920	177.9	4:00.733							
2	1:54.320	47.885	30.664	35.771	200.7	5:55.053							



5 y 6 de octubre



F4Spain ROUND 6 - JEREZ QUALIFYING 2

Sector Analysis

— Invalidated Lap ■ Personal Best ■ Session Best B Crossing the pit lane

Lap	Time	Sector 1	Sector 2	Sector 3	T.Sp	Elapsed	Lap	Time	Sector 1	Sector 2	Sector 3	T.Sp	Elapsed
3	1:45.234	40.578	29.316	35.340	204.9	7:40.287							
4	1:43.979	40.308	28.798	34.873	204.2	9:24.266							
5	1:43.322	39.859	28.686	34.777	204.9	11:07.588							
6	1:43.348	39.939	28.662	34.747	205.7	12:50.936							
7	1:47.274	41.642	30.208	35.424	200.4	14:38.210							
8	1:43.504	40.004	28.720	34.780	204.5	16:21.714							
9	1:43.261	39.805	28.615	34.841	204.5	18:04.975							
10	1:43.137	39.788	28.592	34.757	204.5	19:48.112							
11	1:43.211	39.756	28.637	34.818	204.9	21:31.323							

