

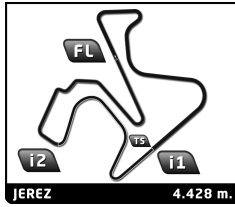
F4Spain

ROUND 6 - JEREZ

RACE 2

Sector Analysis

Legend: ■ Personal Best ■ Session Best ■ Crossing the pit lane														
Lap	Time	Sector 1	Sector 2	Sector 3	T.Sp	Elapsed	Lap	Time	Sector 1	Sector 2	Sector 3	T.Sp	Elapsed	
3	Griffin PEEBLES	AUS						1	1:51.401	47.031	29.124	35.246	201.9	1:51.401
	MP Motorsport	Tatuus F4 T-421						2	1:44.258	40.261	29.005	34.992	201.5	3:35.659
1	1:53.879	48.180	29.800	35.899	203.0	1:53.879	3	1:44.209	40.273	28.890	35.046	203.8	5:19.868	
2	1:45.451	40.496	29.525	35.430	202.2	3:39.330	4	1:44.198	40.182	28.911	35.105	202.6	7:04.066	
3	1:44.303	40.189	29.006	35.108	204.5	5:23.633	5	1:44.145	40.144	28.924	35.077	203.0	8:48.211	
4	1:44.414	40.233	29.029	35.152	203.8	7:08.047	6	1:44.319	40.265	28.993	35.061	202.2	10:32.530	
5	1:44.237	40.121	28.984	35.132	204.2	8:52.284	7	1:44.068	40.135	28.899	35.034	202.6	12:16.598	
6	1:44.227	40.148	28.989	35.090	204.2	10:36.511	8	1:44.053	40.045	28.918	35.090	203.4	14:00.651	
7	1:44.498	40.277	29.035	35.186	203.8	12:21.009	9	1:44.091	40.184	28.830	35.077	202.6	15:44.742	
8	1:44.378	40.206	28.946	35.226	204.2	14:05.387	10	1:44.099	40.084	28.848	35.167	204.2	17:28.841	
9	1:44.358	40.184	29.069	35.105	204.2	15:49.745	11	2:21.638	47.415	43.903	50.320	109.4	19:50.479	
10	1:44.552	40.234	29.119	35.199	203.4	17:34.297	12	2:30.941	1:00.774	43.788	46.379	144.4	22:21.420	
11	2:19.832	45.956	43.437	50.439	92.8	19:54.129	13	1:44.524	40.430	29.026	35.068	201.9	24:05.944	
12	2:30.113	1:01.205	43.531	45.377	137.6	22:24.242	14	1:44.288	40.287	28.930	35.071	202.6	25:50.232	
13	1:45.592	40.869	29.524	35.199	201.1	24:09.834	15	1:44.487	40.355	28.941	35.191	201.9	27:34.719	
14	1:44.682	40.360	29.095	35.227	203.0	25:54.516								
15	1:44.558	40.228	29.044	35.286	203.4	27:39.074								
4	Juan COTA	ESP						8	Enzo TARNVANICHKUL	THA				
	Drivex	Tatuus F4 T-421							Campos Racing	Tatuus F4 T-421				
1	1:52.336	47.530	29.423	35.383	208.1	1:52.336	1	1:56.213	49.849	30.031	36.333	207.3	1:56.213	
2	1:44.282	40.093	29.143	35.046	207.7	3:36.618	2	1:45.919	41.138	29.333	35.448	204.5	3:42.132	
3	1:44.230	40.178	28.934	35.118	206.5	5:20.848	3	1:45.816	40.381	29.867	35.568	205.3	5:27.948	
4	1:44.141	40.159	28.965	35.017	206.1	7:04.989	4	1:44.868	40.460	29.135	35.273	204.2	7:12.816	
5	1:44.320	40.058	29.090	35.172	206.9	8:49.309	5	1:44.586	40.405	29.059	35.122	202.6	8:57.402	
6	1:44.597	40.350	29.255	34.992	202.2	10:33.906	6	1:43.995	40.230	28.856	34.909	202.6	10:41.397	
7	1:44.034	40.140	28.854	35.040	205.3	12:17.940	7	1:44.414	40.209	28.967	35.238	201.1	12:25.811	
8	1:43.964	40.045	28.910	35.009	205.3	14:01.904	8	1:44.590	40.379	29.021	35.190	201.1	14:10.401	
9	1:44.139	40.264	28.882	34.993	204.9	15:46.043	9	1:44.494	40.323	29.042	35.129	201.1	15:54.895	
10	1:43.980	40.088	28.886	35.006	205.7	17:30.023	10	1:44.995	40.323	29.243	35.429	199.3	17:39.890	
11	2:21.544	47.785	43.549	50.210	99.2	19:51.567	11	2:15.786	42.459	43.234	50.093	120.8	19:55.676	
12	2:30.820	1:01.181	43.584	46.055	144.6	22:22.387	12	2:29.869	1:01.219	43.800	44.850	153.2	22:25.545	
13	1:44.878	40.464	29.168	35.246	204.9	24:07.265	13	1:45.545	40.589	29.332	35.624	203.8	24:11.090	
14	1:44.254	40.143	28.916	35.195	206.5	25:51.519	14	1:44.942	40.451	29.148	35.343	203.4	25:56.032	
15	1:44.427	40.275	28.962	35.190	204.9	27:35.946	15	2:04.329	40.343	47.798	36.188	204.2	28:00.361	
5	Lorenzo CAMPOS	AGO						9	René LAMMERS	NLD				
	GRS Team USA	Tatuus F4 T-421							MP Motorsport	Tatuus F4 T-421				
1	2:02.363	55.645	30.382	36.336	202.6	2:02.363	1	1:54.607	48.702	30.023	35.882	203.0	1:54.607	
2	1:48.029	41.608	30.143	36.278	202.6	3:50.392	2	1:47.239	42.442	29.386	35.411	203.4	3:41.846	
3	1:47.128	41.147	30.487	35.494	205.7	5:37.520	3	1:45.285	40.392	29.261	35.632	204.9	5:27.131	
4	1:45.785	40.876	29.399	35.510	203.8	7:23.305	4	1:44.639	40.454	29.067	35.118	203.4	7:11.770	
5	1:46.302	40.564	29.596	36.142	201.9	9:09.607	5	1:44.016	40.061	28.884	35.071	203.4	8:55.786	
6	1:45.451	40.646	29.391	35.414	200.0	10:55.058	6	1:44.297	40.109	29.003	35.185	204.2	10:40.083	
7	1:45.711	40.796	29.433	35.482	199.6	12:40.769	7	1:44.264	40.174	28.910	35.180	204.2	12:24.347	
8	1:45.533	40.746	29.391	35.396	199.6	14:26.302	8	1:44.277	40.091	28.986	35.200	205.3	14:08.624	
9	1:45.259	40.571	29.238	35.450	201.5	16:11.561	9	1:44.382	40.128	29.019	35.235	204.9	15:53.006	
10	1:45.516	40.633	29.291	35.592	202.6	17:57.077	10	1:48.500	40.234	32.822	35.444	205.3	17:41.506	
11	2:10.081	41.838	38.214	50.029	185.2	20:07.158	11	2:15.694	42.375	43.288	50.031	134.5	19:57.200	
12	2:28.099	1:03.231	42.171	42.697	132.4	22:35.257	12	2:29.068	1:01.626	43.143	44.299	135.5	22:26.268	
13	1:46.014	40.970	29.443	35.601	202.2	24:21.271	13	1:45.581	40.602	29.473	35.506	204.2	24:11.849	
14	1:45.841	40.795	29.515	35.531	202.6	26:07.112	14	1:45.257	40.710	29.319	35.228	204.2	25:57.106	
15	1:46.982	41.720	29.674	35.588	202.2	27:54.094	15	1:46.169	40.364	29.519	36.286	205.3	27:43.275	
7	Maciej GLADYSZ	POL						10	Lorenzo CASTILLO	MEX				
	KCL MP Motorsport	Tatuus F4 T-421							Tecnicar	Tatuus F4 T-421				
1	1:59.025	51.148	29.984	37.893	205.7	1:59.025	1	1:59.025	51.148	29.984	37.893	205.7	1:59.025	
2	1:45.992	41.028	29.335	35.629	204.9	3:45.017	2	1:45.992	41.028	29.335	35.629	204.9	3:45.017	
3	1:45.246	40.529	29.401	35.316	204.9	5:30.263	3	1:45.246	40.529	29.401	35.316	204.9	5:30.263	



F4Spain

ROUND 6 - JEREZ

RACE 2

Sector Analysis

— Invalidated Lap ■ Personal Best ■ Session Best B Crossing the pit lane

Lap	Time	Sector 1	Sector 2	Sector 3	T.Sp	Elapsed	Lap	Time	Sector 1	Sector 2	Sector 3	T.Sp	Elapsed
4	1:45.170	40.462	29.197	35.511	201.5	7:15.433	7	1:43.897	40.130	28.824	34.943	203.0	12:14.223
5	1:45.436	40.763	29.122	35.551	203.0	9:00.869	8	1:43.973	40.111	28.842	35.020	202.6	13:58.196
6	1:44.889	40.277	29.266	35.346	204.5	10:45.758	9	1:44.086	40.179	28.851	35.056	202.6	15:42.282
7	1:44.866	40.348	29.165	35.353	203.8	12:30.624	10	1:44.077	40.114	28.845	35.118	202.6	17:26.359
8	1:44.641	40.175	29.208	35.258	203.8	14:15.265	11	2:23.487	49.226	43.994	50.267	113.0	19:49.846
9	1:44.950	40.271	29.190	35.489	204.2	16:00.215	12	2:30.798	1:00.297	44.170	46.331	166.4	22:20.644
10	1:44.779	40.362	29.188	35.229	202.6	17:44.994	13	1:44.481	40.461	28.974	35.046	202.2	24:05.125
11	2:14.799	42.416	42.026	50.357	173.6	19:59.793	14	1:44.182	40.152	28.888	35.142	202.6	25:49.307
12	2:28.403	1:02.337	42.964	43.102	107.2	22:28.196	15	1:44.527	40.229	28.875	35.423	203.0	27:33.834
13	1:45.721	40.795	29.358	35.568	202.6	24:13.917							
14	1:45.300	40.315	29.378	35.607	204.2	25:59.217							
15	1:45.604	40.375	29.562	35.667	205.3	27:44.821							

11 Alexander JACOBY		KGZ				
GRS Team USA		Tatuus F4 T-421				
1	2:00.609	53.566	30.729	36.314	206.5	2:00.609
2	1:46.962	41.236	30.179	35.547	205.3	3:47.571
3	1:46.032	40.681	29.762	35.589	204.5	5:33.603
4	1:45.857	40.515	29.713	35.629	204.2	7:19.460
5	1:45.254	40.631	29.253	35.370	200.7	9:04.714
6	1:44.955	40.386	29.198	35.371	202.6	10:49.669
7	1:45.085	40.451	29.121	35.513	201.9	12:34.754
8	1:45.186	40.583	29.202	35.401	202.2	14:19.940
9	1:45.422	40.521	29.261	35.640	201.1	16:05.362
10	1:45.182	40.512	29.302	35.368	201.9	17:50.544
11	2:12.264	41.851	40.391	50.022	164.6	20:02.808
12	2:27.951	1:01.790	43.344	42.817	116.3	22:30.759
13	1:48.654	40.791	29.425	38.438	202.6	24:19.413
14	1:46.204	41.426	29.305	35.473	204.2	26:05.617
15	1:45.662	40.672	29.343	35.647	204.9	27:51.279

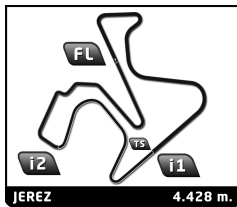
12 Adam AL AZHARI		ARE				
Tecnicar		Tatuus F4 T-421				
1	1:56.083	49.733	29.951	36.399	202.6	1:56.083
2	1:46.606	41.658	29.407	35.541	203.4	3:42.689
3	1:45.176	40.322	29.115	35.739	205.7	5:27.865
4	1:45.509	40.952	29.159	35.398	204.5	7:13.374
5	1:44.741	40.438	29.078	35.225	206.1	8:58.115
6	1:44.456	40.266	28.988	35.202	203.0	10:42.571
7	1:44.262	40.180	28.956	35.126	203.8	12:26.833
8	1:44.405	40.199	28.961	35.245	203.4	14:11.238
9	1:44.481	40.276	28.986	35.219	204.2	15:55.719
10	1:44.593	40.284	29.204	35.105	202.6	17:40.312
11	2:16.023	42.468	43.275	50.280	115.5	19:56.335
12	2:29.489	1:01.357	43.452	44.680	137.9	22:25.824
13	1:45.778	40.777	29.401	35.600	200.4	24:11.602
14	1:45.167	40.651	29.116	35.400	202.2	25:56.769
15	1:45.885	40.408	29.786	35.691	203.4	27:42.654

14 Keanu AL AZHARI		ARE				
MP Motorsport		Tatuus F4 T-421				
1	1:49.994	45.830	28.928	35.236	202.2	1:49.994
2	1:44.153	40.173	28.902	35.078	203.0	3:34.147
3	1:44.062	40.235	28.900	34.927	203.4	5:18.209
4	1:44.152	40.177	28.918	35.057	202.2	7:02.361
5	1:44.052	40.165	28.798	35.089	201.9	8:46.413
6	1:43.913	40.058	28.824	35.031	202.6	10:30.326

18 Andrés CÁRDENAS		PER				
Griffin Core by Campos		Tatuus F4 T-421				
1	2:00.284	53.653	30.439	36.192	204.9	2:00.284
2	1:46.770	41.306	30.013	35.451	203.0	3:47.054
3	1:45.914	40.585	29.957	35.372	207.7	5:32.968
4	1:44.899	40.562	29.105	35.232	203.4	7:17.867
5	1:45.047	40.547	29.128	35.372	202.2	9:02.914
6	1:44.850	40.436	29.186	35.228	204.5	10:47.764
7	1:45.002	40.575	29.101	35.326	205.3	12:32.766
8	1:45.108	40.598	29.099	35.411	201.9	14:17.874
9	1:45.175	40.435	29.310	35.430	206.1	16:03.049
10	1:44.954	40.441	29.227	35.286	204.2	17:48.003
11	2:14.192	43.640	40.594	49.958	168.5	20:02.195
12	2:27.995	1:01.985	43.328	42.682	111.0	22:30.190
13	1:45.399	40.775	29.209	35.415	203.0	24:15.589
14	1:45.549	40.808	29.215	35.526	203.0	26:01.138
15	1:45.565	40.596	29.469	35.500	204.5	27:46.703

19 Matus RYBA		SVK				
Drivex		Tatuus F4 T-421				
1	1:55.495	49.387	30.065	36.043	207.7	1:55.495
2	1:45.927	41.118	29.393	35.416	205.3	3:41.422
3	1:45.896	40.430	29.333	36.133	206.1	5:27.318
4	1:45.347	40.601	29.185	35.561	204.9	7:12.665
5	1:46.105	41.564	29.276	35.265	203.4	8:58.770
6	1:44.779	40.090	29.281	35.408	204.9	10:43.549
7	1:44.877	40.392	29.301	35.184	203.4	12:28.426
8	1:44.546	40.213	29.096	35.237	204.2	14:12.972
9	1:44.517	40.171	29.094	35.252	201.9	15:57.489
10	1:44.683	40.222	29.073	35.388	206.5	17:42.172
11	2:15.421	42.522	43.079	49.820	146.3	19:57.593
12	2:29.002	1:01.638	43.264	44.100	147.7	22:26.595
13	1:45.795	40.677	29.769	35.349	204.5	24:12.390
14	1:45.465	40.451	29.480	35.534	207.3	25:57.855
15	1:45.719	40.706	29.522	35.491	200.0	27:43.574

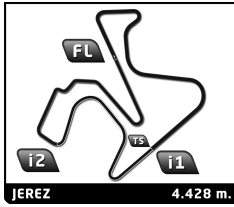
21 Yevan DAVID		LKA				
Saintéloc Racing		Tatuus F4 T-421				
1	1:58.731	51.645	30.109	36.977	206.1	1:58.731
2	1:46.663	41.883	29.429	35.351	204.5	3:45.394
3	1:46.229	41.180	29.661	35.388	201.1	5:31.623
4	1:44.834	40.454	29.180	35.200	204.9	7:16.457
5	1:44.791	40.283	29.159	35.349	204.5	9:01.248
6	1:44.967	40.482	29.166	35.319	205.7	10:46.215
7	1:44.914	40.394	29.118	35.402	206.1	12:31.129
8	1:45.033	40.479	29.192	35.362	203.8	14:16.162
9	1:45.099	40.382	29.222	35.495	204.5	16:01.261



F4Spain ROUND 6 - JEREZ RACE 2

Sector Analysis

Lap	Time	Sector 1	Sector 2	Sector 3	T.Sp	Elapsed	Lap	Time	Sector 1	Sector 2	Sector 3	T.Sp	Elapsed
10	1:44.913	40.397	29.190	35.326	203.8	17:46.174	13	1:45.105	40.499	29.206	35.400	204.9	24:08.371
11	2:14.180	41.880	42.277	50.023	174.8	20:00.354	14	1:44.579	40.370	29.039	35.170	204.9	25:52.950
12	2:28.093	1:02.058	43.441	42.594	104.5	22:28.447	15	1:44.746	40.277	29.135	35.334	204.5	27:37.696
13	1:46.006	40.851	29.532	35.623	205.7	24:14.453	27 Lucas FLUXÁ ESP KCL MP Motorsport Tatuus F4 T-421						
14	1:45.537	40.717	29.379	35.441	203.8	25:59.990	1	1:54.981	48.904	30.065	36.012	207.3	1:54.981
15	1:45.473	40.465	29.518	35.490	204.5	27:45.463	2	1:45.774	40.890	29.481	35.403	205.7	3:40.755
22 Peter BOUZINELOS AUS Rodin Motorsport Tatuus F4 T-421						3	1:44.670	40.311	29.045	35.314	204.2	5:25.425	
1	2:00.146	52.734	30.903	36.509	206.5	2:00.146	4	1:44.212	40.070	29.022	35.120	204.2	7:09.637
2	1:46.676	41.360	29.794	35.522	206.5	3:46.822	5	1:44.186	40.078	29.020	35.088	204.2	8:53.823
3	1:45.931	40.769	29.653	35.509	202.6	5:32.753	6	1:44.107	40.058	28.931	35.118	204.9	10:37.930
4	1:44.686	40.309	29.174	35.203	205.3	7:17.439	7	1:44.229	40.147	28.998	35.084	204.5	12:22.159
5	1:44.967	40.492	29.129	35.346	204.5	9:02.406	8	1:44.367	40.187	29.019	35.161	203.4	14:06.526
6	1:44.902	40.321	29.123	35.458	203.8	10:47.308	9	1:44.462	40.303	29.031	35.128	203.8	15:50.988
7	1:45.015	40.447	29.085	35.483	203.4	12:32.323	10	1:44.821	40.231	29.239	35.351	204.5	17:35.809
8	1:45.199	40.526	29.339	35.334	204.5	14:17.522	11	2:19.561	45.252	44.008	50.301	101.4	19:55.370
9	1:45.072	40.486	29.313	35.273	204.2	16:02.594	12	2:29.817	1:00.737	43.931	45.149	145.7	22:25.187
10	1:45.019	40.464	29.179	35.376	204.5	17:47.613	13	1:45.500	40.589	29.371	35.540	203.8	24:10.687
11	2:14.020	43.492	40.743	49.785	162.2	20:01.633	14	1:44.882	40.387	29.166	35.329	205.3	25:55.569
12	2:28.193	1:02.194	43.214	42.785	109.5	22:29.826	15	1:45.909	40.415	30.314	35.180	203.4	27:41.478
13	1:45.479	40.531	29.416	35.532	205.3	24:15.305	29 Joanne CICONTE AUS DXR Tatuus F4 T-421						
14	1:45.584	40.549	29.444	35.591	204.9	26:00.889	1	2:01.678	54.776	30.395	36.507	196.7	2:01.678
15	1:45.503	40.445	29.586	35.472	204.9	27:46.392	2	1:48.302	41.646	30.422	36.234	203.4	3:49.980
23 Jan PRZYROWSKI POL Griffin Core by Campos Tatuus F4 T-421						3	1:48.428	41.481	31.085	35.862	203.8	5:38.408	
1	1:54.103	48.581	29.666	35.856	209.3	1:54.103	4	1:46.474	41.064	29.588	35.822	201.1	7:24.882
2	1:44.466	40.445	28.958	35.063	206.9	3:38.569	5	1:46.646	40.969	29.582	36.095	201.1	9:11.528
3	1:44.401	40.266	29.018	35.117	202.6	5:22.970	6	1:46.412	41.132	29.466	35.814	200.0	10:57.940
4	1:44.447	40.303	29.017	35.127	201.9	7:07.417	7	1:46.304	40.924	29.493	35.887	200.7	12:44.244
5	1:44.092	40.086	28.961	35.045	204.2	8:51.509	8	1:46.319	41.035	29.484	35.800	201.1	14:30.563
6	1:44.423	40.083	29.241	35.099	204.5	10:35.932	9	1:46.278	40.874	29.549	35.855	200.7	16:16.841
7	1:44.263	40.184	29.056	35.023	203.4	12:20.195	10	1:47.319	41.137	30.175	36.007	200.7	18:04.160
8	1:44.350	40.289	29.033	35.028	203.4	14:04.545	11	2:03.725	41.905	33.096	48.724	199.3	20:07.885
9	1:44.156	40.088	29.035	35.033	204.5	15:48.701	12	2:28.757	1:03.476	41.751	43.530	132.8	22:36.642
10	1:44.091	40.077	28.940	35.074	206.1	17:32.792	13	1:47.451	41.195	30.160	36.096	201.5	24:24.093
11	2:20.793	46.994	43.459	50.340	93.2	19:53.585	14	1:47.343	41.176	29.992	36.175	200.4	26:11.436
12	2:30.386	1:01.420	43.257	45.709	140.8	22:23.971	15	1:47.368	41.217	30.265	35.886	199.6	27:58.804
13	1:44.761	40.560	29.071	35.130	203.0	24:08.732	32 Wiktor DOBRZANSKI POL Tecnicar Tatuus F4 T-421						
14	1:44.796	40.475	29.152	35.169	204.5	25:53.528	1	2:01.861	53.406	32.105	36.350	204.5	2:01.861
15	1:44.546	40.317	29.059	35.170	203.0	27:38.074	2	1:47.883	41.698	29.673	36.512	204.2	3:49.744
24 Ernesto RIVERA MEX Griffin Core by Campos Tatuus F4 T-421						3	1:46.731	41.391	29.816	35.524	204.5	5:36.475	
1	1:53.068	48.164	29.488	35.416	201.1	1:53.068	4	1:45.426	40.799	29.220	35.407	204.9	7:21.901
2	1:44.466	40.220	29.097	35.149	206.5	3:37.534	5	1:47.106	40.736	30.331	36.039	204.9	9:09.007
3	1:44.344	40.352	28.971	35.021	206.5	5:21.878	6	1:45.479	40.588	29.295	35.596	203.8	10:54.486
4	1:44.332	40.119	29.088	35.125	206.1	7:06.210	7	1:45.274	40.415	29.353	35.506	206.1	12:39.760
5	1:44.320	40.108	29.069	35.143	204.5	8:50.530	8	1:45.435	40.699	29.189	35.547	201.1	14:25.195
6	1:44.343	40.052	29.149	35.142	205.7	10:34.873	9	1:45.102	40.508	29.143	35.451	201.9	16:10.297
7	1:44.352	40.212	29.042	35.098	204.5	12:19.225	10	1:45.413	40.547	29.223	35.643	203.0	17:55.710
8	1:44.354	40.127	28.953	35.274	204.5	14:03.579	11	2:11.098	41.641	39.102	50.355	188.8	20:06.808
9	1:44.378	40.162	29.072	35.144	204.2	15:47.957	12	2:27.888	1:02.808	42.264	42.816	138.5	22:34.696
10	1:44.357	40.121	28.922	35.314	204.5	17:32.314	13	1:45.739	40.877	29.281	35.581	201.9	24:20.435
11	2:20.443	46.838	43.513	50.092	97.2	19:52.757	14	1:46.146	41.266	29.361	35.519	201.9	26:06.581
12	2:30.509	1:01.085	43.566	45.858	145.7	22:23.266	15	1:45.451	40.713	29.282	35.456	201.1	27:52.032



F4Spain

ROUND 6 - JEREZ

RACE 2

Sector Analysis

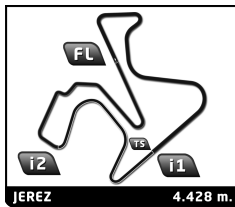
— Invalidated Lap

Personal Best

Session Best

Crossing the pit lane

Lap	Time	Sector 1	Sector 2	Sector 3	T.Sp	Elapsed	Lap	Time	Sector 1	Sector 2	Sector 3	T.Sp	Elapsed
33 Christopher FEGHALI LBN							1 1:55.305 49.127 30.082 36.096 207.3 1:55.305						
Drivex Tatuus F4 T-421							2 <u>1:45.805</u> 40.982 29.394 35.429 206.1 3:41.110						
1	2:01.235	53.860	30.968	36.407	204.2	2:01.235	3	1:44.750	40.432	29.097	35.221	204.9	5:25.860
2	<u>1:47.996</u>	41.606	30.113	36.277	203.4	3:49.231	4	<u>1:44.568</u>	40.424	28.982	35.162	204.2	7:10.428
3	1:45.835	41.062	29.456	35.317	205.7	5:35.066	5	1:44.525	40.339	29.055	35.131	201.5	8:54.953
4	1:45.630	40.365	29.470	35.795	208.5	7:20.696	6	1:44.351	40.207	29.016	35.128	203.8	10:39.304
5	1:45.292	40.705	29.137	35.450	206.9	9:05.988	7	<u>1:44.388</u>	40.297	29.007	35.084	204.2	12:23.692
6	1:45.070	40.207	29.247	35.616	207.7	10:51.058	8	1:44.353	40.182	29.033	35.138	203.8	14:08.045
7	1:45.307	40.887	29.033	35.387	206.9	12:36.365	9	1:44.596	40.213	29.087	35.296	203.0	15:52.641
8	1:44.633	40.302	29.114	35.217	202.2	14:20.998	48 James EGOZI USA						
9	1:44.872	40.353	29.100	35.419	203.0	16:05.870	Campos Racing Tatuus F4 T-421						
10	1:45.010	40.417	29.242	35.351	204.5	17:50.880	1	1:52.654	47.936	29.448	35.270	205.7	1:52.654
11	2:12.824	42.168	40.186	50.470	188.2	20:03.704	2	1:44.445	40.219	29.158	35.068	208.1	3:37.099
12	2:27.833	1:01.562	43.335	42.936	120.3	22:31.537	3	1:44.311	40.190	29.128	34.993	206.1	5:21.410
13	1:45.292	40.480	29.290	35.522	205.7	24:16.829	4	1:44.223	40.115	29.035	35.073	206.1	7:05.633
14	1:44.862	40.372	29.209	35.281	204.9	26:01.691	5	<u>1:44.085</u>	40.081	28.976	35.028	204.2	8:49.718
15	1:45.286	40.530	29.318	35.438	204.2	27:46.977	6	1:44.690	40.163	29.444	35.083	207.3	10:34.408
35 Adam HIDEG HUN							7	1:44.062	40.104	28.972	34.986	206.9	12:18.470
CRAM Motorsport Tatuus F4 T-421							8	1:44.088	40.149	28.973	34.966	206.5	14:02.558
1	1:59.183	51.877	30.142	37.164	206.9	1:59.183	9	<u>1:44.229</u>	40.236	29.031	34.962	204.5	15:46.787
2	<u>1:46.742</u>	41.703	29.557	35.482	204.9	3:45.925	10	1:44.233	40.179	29.046	35.008	204.5	17:31.020
3	<u>1:46.110</u>	40.850	29.888	35.372	201.9	5:32.035	11	2:21.099	47.647	43.312	50.140	95.8	19:52.119
4	1:45.043	40.613	29.181	35.249	203.0	7:17.078	12	2:30.646	1:01.049	43.742	45.855	136.7	22:22.765
5	<u>1:44.848</u>	40.442	29.138	35.268	203.4	9:01.926	13	1:44.912	40.675	29.229	35.008	204.9	24:07.677
6	1:44.867	40.380	29.165	35.322	204.5	10:46.793	14	1:44.417	40.286	29.019	35.112	204.5	25:52.094
7	1:45.185	40.499	29.215	35.471	203.4	12:31.978	15	1:44.277	40.140	28.985	35.152	205.3	27:36.371
8	<u>1:45.090</u>	40.444	29.209	35.437	203.8	14:17.068	50 Tim GERHARDS NLD						
9	1:44.995	40.427	29.201	35.367	203.4	16:02.063	Monlau Motorsport Tatuus F4 T-421						
10	1:44.944	40.364	29.143	35.437	204.2	17:47.007	1	1:59.652	51.387	31.196	37.069	206.5	1:59.652
11	2:14.105	43.533	40.636	49.936	163.4	20:01.112	2	1:48.884	41.739	31.104	36.041	204.5	3:48.536
12	2:27.972	1:01.999	43.462	42.511	109.0	22:29.084	3	1:45.769	40.460	29.497	35.812	207.3	5:34.305
13	1:45.809	40.856	29.540	35.413	203.8	24:14.893	4	1:46.521	40.950	29.530	36.041	204.9	7:20.826
14	1:45.559	40.618	29.496	35.445	204.9	26:00.452	5	1:45.728	41.083	29.197	35.448	204.2	9:06.554
15	1:45.702	40.644	29.514	35.544	203.0	27:46.154	6	1:45.137	40.574	29.102	35.461	203.4	10:51.691
37 Filippo FIORENTINO BRA							7	1:45.942	40.681	29.803	35.458	204.5	12:37.633
CRAM Motorsport Tatuus F4 T-421							8	<u>1:45.125</u>	40.482	29.142	35.501	204.2	14:22.758
1	1:59.408	52.088	30.218	37.102	207.7	1:59.408	9	1:45.024	40.322	29.189	35.513	203.8	16:07.782
2	1:46.913	41.776	29.643	35.494	206.1	3:46.321	10	1:45.192	40.539	29.106	35.547	203.4	17:52.974
3	1:47.467	40.695	29.939	36.833	205.7	5:33.788	11	2:12.222	42.144	39.515	50.563	193.9	20:05.196
4	1:45.951	40.824	29.438	35.689	204.2	7:19.739	12	2:27.218	1:01.896	42.799	42.523	132.5	22:32.414
5	<u>1:45.880</u>	40.693	29.815	35.372	199.6	9:05.619	13	<u>1:45.734</u>	41.160	29.248	35.326	202.2	24:18.148
6	1:45.334	40.325	29.217	35.792	203.0	10:50.953	14	<u>1:45.254</u>	40.591	29.210	35.453	201.9	26:03.402
7	1:46.117	40.746	30.021	35.350	203.8	12:37.070	15	<u>1:45.129</u>	40.574	29.232	35.323	201.9	27:48.531
8	1:44.950	40.308	29.248	35.394	203.4	14:22.020	55 Chase FERNANDEZ GBR						
9	1:44.774	40.362	29.063	35.349	202.6	16:06.794	Rodin Motorsport Tatuus F4 T-421						
10	<u>1:45.082</u>	40.379	29.231	35.472	203.4	17:51.876	1	1:58.047	51.043	30.525	36.479	206.1	1:58.047
11	2:12.325	42.464	39.646	50.215	175.0	20:04.201	2	1:46.329	40.862	29.634	35.833	206.9	3:44.376
12	2:27.739	1:01.929	43.098	42.712	129.0	22:31.940	66 Francisco MACEDO PRT						
13	1:45.382	40.598	29.327	35.457	204.5	24:17.322	DXR Tatuus F4 T-421						
14	1:45.204	40.533	29.264	35.407	203.8	26:02.526	1	1:56.461	49.974	30.127	36.360	208.9	1:56.461
15	1:45.408	40.501	29.421	35.486	204.5	27:47.934	2	1:46.738	41.688	29.457	35.593	206.5	3:43.199
46 Nathan TYE GBR							3	1:45.032	40.283	29.299	35.450	206.9	5:28.231
Campos Racing Tatuus F4 T-421							4	1:45.535	40.996	29.161	35.378	203.8	7:13.766

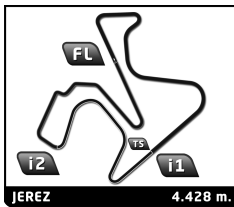


F4Spain ROUND 6 - JEREZ RACE 2

Sector Analysis

— Invalidated Lap ■ Personal Best ■ Session Best B Crossing the pit lane

Lap	Time	Sector 1	Sector 2	Sector 3	T.Spud	Elapsed	Lap	Time	Sector 1	Sector 2	Sector 3	T.Spud	Elapsed	
69	Maximiliano RESTREPO COL							1	1:56.912	50.223	30.272	36.417	208.1	1:56.912
	Saintéloc Racing Tatuus F4 T-421							2	1:46.831	41.552	29.651	35.628	206.5	3:43.743
	1	2:00.974	53.791	30.663	36.520	2:00.974	3	<u>1:45.326</u>	<u>40.448</u>	29.287	35.591	206.5	5:29.069	
	2	1:47.034	41.254	30.171	35.609	206.9	4	1:45.393	40.652	29.316	35.425	205.7	7:14.462	
	3	<u>1:46.024</u>	<u>40.669</u>	29.654	35.701	205.7	5	1:45.158	40.830	29.105	35.223	205.7	8:59.620	
	4	1:45.950	40.884	29.442	35.624	205.3	6	1:44.769	40.396	29.115	35.258	203.4	10:44.389	
	5	<u>1:47.851</u>	<u>40.559</u>	31.950	35.342	203.8	7	1:44.871	40.269	29.291	35.311	203.0	12:29.260	
	6	1:44.815	<u>40.454</u>	29.077	35.284	201.5	8	<u>1:44.681</u>	40.240	29.108	<u>35.333</u>	204.5	14:13.941	
	7	1:45.320	40.274	29.444	35.602	204.9	9	2:54.391 B	40.299	29.109	1:44.983	203.8	17:08.332	
	8	1:45.259	40.509	29.287	35.463	204.5	10	1:51.523	45.075	30.333	36.115	199.6	18:59.855	
	9	1:44.925	40.344	29.208	35.373	204.5	11	1:48.291	41.699	30.583	36.009	194.9	20:48.146	
	10	1:45.375	40.403	29.407	35.565	205.7	12	1:48.960	41.394	29.964	37.602	196.7	22:37.106	
	11	2:12.100	42.164	39.426	50.510	189.8	13	1:45.409	40.946	29.145	35.318	204.5	24:22.515	
	12	2:27.001	1:02.126	42.721	42.154	137.2	14	1:44.943	40.323	29.194	35.426	202.6	26:07.458	
	13	<u>1:46.187</u>	41.385	29.396	<u>35.406</u>	204.9	15	<u>1:44.963</u>	40.538	29.065	<u>35.360</u>	203.8	27:52.421	
	14	<u>1:45.005</u>	40.324	29.187	<u>35.494</u>	203.0								
	15	1:45.932	40.395	29.899	35.638	206.5								
71	Mattia COLNAGHI ITA							88	Cristian CANTÚ MEX					
	KCL MP Motorsport Tatuus F4 T-421								TC Racing Tatuus F4 T-421					
	1	1:51.743	47.342	29.283	35.118	203.8	1	2:01.006	52.639	30.208	38.159	203.0	2:01.006	
	2	1:44.411	40.173	29.165	35.073	206.9	2	1:48.356	41.734	30.054	36.568	203.0	3:49.362	
	3	1:44.060	40.026	29.109	34.925	207.7	3	1:46.602	41.400	29.817	35.385	203.8	5:35.964	
	4	<u>1:44.185</u>	<u>40.136</u>	29.054	34.995	206.5	4	<u>1:45.421</u>	40.694	29.336	<u>35.391</u>	201.5	7:21.385	
	5	<u>1:44.259</u>	40.274	29.017	<u>34.968</u>	204.2	5	<u>1:46.974</u>	40.962	30.510	<u>35.502</u>	200.0	9:08.359	
	6	<u>1:44.300</u>	40.059	29.199	<u>35.042</u>	206.5	6	1:45.289	40.596	29.249	35.444	202.2	10:53.648	
	7	1:44.146	40.106	28.955	35.085	206.1	7	<u>1:45.214</u>	40.610	29.224	<u>35.380</u>	200.7	12:38.862	
	8	1:44.169	40.143	28.998	35.028	205.3	8	1:45.160	40.572	29.168	35.420	201.5	14:24.022	
	9	1:44.101	40.025	29.055	35.021	206.1	9	1:45.244	40.600	29.161	35.483	201.5	16:09.266	
	10	1:43.907	40.074	28.883	34.950	205.3	10	1:45.088	40.495	29.131	35.462	201.5	17:54.354	
	11	2:21.765	47.778	43.841	50.146	108.0	11	2:12.034	41.850	39.570	50.614	197.4	20:06.388	
	12	2:30.802	1:00.935	43.757	46.110	144.4	12	2:27.253	1:02.589	42.243	42.421	138.5	22:33.641	
	13	1:44.690	40.357	29.259	35.074	205.3	13	1:45.845	41.066	29.357	35.422	200.4	24:19.486	
	14	1:44.170	40.106	28.981	35.083	205.7	14	<u>1:45.502</u>	40.822	29.190	<u>35.490</u>	200.7	26:04.988	
	15	1:44.565	40.371	29.003	35.191	204.9	15	1:45.505	40.706	29.257	35.542	199.6	27:50.493	
77	Lenny RIED DEU							93	Ariel ELKIN ISR					
	Monlau Motorsport Tatuus F4 T-421								Saintéloc Racing Tatuus F4 T-421					
	1	1:58.738	50.667	30.208	37.863	206.1	1	1:57.145	50.300	30.442	36.403	210.5	1:57.145	
	2	1:45.716	40.946	29.329	35.441	204.5	2	<u>1:46.372</u>	<u>41.117</u>	29.619	35.636	205.7	3:43.517	
	3	1:45.261	40.770	29.204	35.287	203.8	3	1:45.202	40.444	29.254	35.504	206.1	5:28.719	
	4	1:45.269	40.323	29.321	35.625	207.3	4	1:45.383	40.553	29.467	35.363	202.6	7:14.102	
	5	1:45.555	40.712	29.223	35.620	204.9	5	1:45.100	40.790	28.977	35.333	203.4	8:59.202	
	6	1:44.722	40.280	29.186	35.256	203.4	6	1:44.729	40.182	29.034	35.513	205.3	10:43.931	
	7	<u>1:44.865</u>	40.388	29.248	<u>35.229</u>	203.4	7	1:44.884	40.063	29.664	35.157	205.7	12:28.815	
	8	1:44.649	40.243	29.204	35.202	204.9	8	1:44.580	40.220	29.061	35.299	205.3	14:13.395	
	9	1:44.782	40.334	29.208	35.240	204.2	9	1:44.485	40.300	29.055	35.130	206.1	15:57.880	
	10	1:44.879	40.345	29.216	35.318	203.4	10	1:44.523	40.266	29.061	35.196	204.9	17:42.403	
	11	2:14.629	41.876	42.644	50.109	162.9	11	2:15.987	42.751	43.070	50.166	137.4	19:58.390	
	12	2:28.584	1:02.541	42.891	43.152	108.4	12	2:28.650	1:02.644	42.610	43.396	114.6	22:27.040	
	13	1:45.662	40.611	29.497	35.554	204.5	13	1:45.765	40.463	29.838	35.464	205.3	24:12.805	
	14	1:45.391	40.516	29.397	35.478	204.2	14	1:45.349	40.246	29.496	35.607	208.1	25:58.154	
	15	1:45.803	40.603	29.478	35.722	204.5	15	1:45.722	40.446	29.751	35.525	203.0	27:43.876	
78	Gabriel GÓMEZ ITA							99	Thomas STRAUVEN BEL					
	TC Racing Tatuus F4 T-421								Rodin Motorsport Tatuus F4 T-421					
	1	1:54.529	48.495	30.065	35.969	201.5	1	1:54.529	48.495	30.065	35.969	201.5	1:54.529	
	2	1:45.590	41.171	29.333	35.086	201.5	2	1:45.590	41.171	29.333	35.086	201.5	3:40.119	
	3	1:44.241	40.177	29.095	34.969	205.3	3	1:44.241	40.177	29.095	34.969	205.3	5:24.360	



F4Spain

ROUND 6 - JEREZ

RACE 2

Sector Analysis

— Invalidated Lap ■ Personal Best ■ Session Best B Crossing the pit lane

Lap	Time	Sector 1	Sector 2	Sector 3	T.Spd	Elapsed	Lap	Time	Sector 1	Sector 2	Sector 3	T.Spd	Elapsed
4	1:44.457	40.279	29.108	35.070	204.2	7:08.817							
5	1:44.135	40.190	29.002	34.943	204.5	8:52.952							
6	1:44.451	40.195	29.056	35.200	203.8	10:37.403							
7	1:44.140	40.108	28.951	35.081	204.5	12:21.543							
8	1:44.355	40.166	29.026	35.163	205.3	14:05.898							
9	1:44.378	40.218	29.092	35.068	205.7	15:50.276							
10	1:44.649	40.419	29.085	35.145	202.6	17:34.925							
11	2:19.701	45.869	43.595	50.237	100.4	19:54.626							
12	2:29.921	1:01.167	43.743	45.011	135.5	22:24.547							
13	1:45.726	40.598	29.721	35.407	204.9	24:10.273							
14	1:44.779	40.378	29.169	35.232	205.3	25:55.052							
15	1:44.795	40.473	29.063	35.259	204.2	27:39.847							