

F4Spain

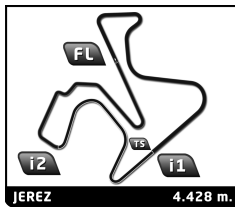
ROUND 6 - JEREZ

RACE 3

Sector Analysis

— Invalidated Lap ■ Personal Best ■ Session Best B Crossing the pit lane

Lap	Time	Sector 1	Sector 2	Sector 3	T.Spud	Elapsed	Lap	Time	Sector 1	Sector 2	Sector 3	T.Spud	Elapsed		
3	Griffin PEEBLES						AUS	7	Maciej GLADYSZ						POL
	MP Motorsport						Tatuus F4 T-421		KCL MP Motorsport						Tatuus F4 T-421
1	3:10.254	B	1:32.428	37.804	1:00.022	161.0	3:10.254	1	3:10.614	B	1:33.252	37.830	59.532	151.7	3:10.614
2	1:48.206		43.048	29.559	35.599	202.2	4:58.460	2	1:46.647		41.650	29.681	35.316	203.0	4:57.261
3	1:45.396		40.612	29.376	35.408	203.8	6:43.856	3	1:45.014		40.588	29.294	35.132	201.1	6:42.275
4	1:44.757		40.366	29.101	35.290	203.8	8:28.613	4	1:44.566		40.282	29.096	35.188	203.8	8:26.841
5	1:45.012		40.387	29.176	35.449	204.2	10:13.625	5	1:44.320		40.213	28.982	35.125	203.0	10:11.161
6	1:44.692		40.447	28.991	35.254	202.2	11:58.317	6	1:44.507		40.162	29.131	35.214	203.0	11:55.668
7	1:44.378		40.269	28.992	35.117	203.4	13:42.695	7	1:44.525		40.315	29.067	35.143	201.9	13:40.193
8	1:44.639		40.365	29.109	35.165	202.6	15:27.334	8	1:44.592		40.318	29.006	35.268	203.0	15:24.785
9	1:44.780		40.375	29.091	35.314	202.2	17:12.114	9	1:44.650		40.233	29.211	35.206	205.3	17:09.435
10	1:44.709		40.363	29.058	35.288	203.0	18:56.823	10	1:44.771		40.354	29.149	35.268	204.5	18:54.206
11	1:44.828		40.427	29.146	35.255	203.0	20:41.651	11	1:45.030		40.579	29.148	35.303	202.2	20:39.236
12	1:45.229		40.547	29.396	35.286	201.9	22:26.880	12	1:44.700		40.331	29.044	35.325	203.4	22:23.936
13	1:44.963		40.366	29.171	35.426	202.2	24:11.843	13	1:45.034		40.515	29.253	35.266	202.2	24:08.970
14	1:56.652		41.461	32.538	42.653	180.6	26:08.495	14	1:57.633		40.715	32.415	44.503	172.0	26:06.603
15	2:34.176		1:03.017	39.821	51.338	140.6	28:42.671	15	2:34.024		1:03.339	39.807	50.878	156.3	28:40.627
16	2:19.830		49.658	38.703	51.469	147.3	31:02.501	16	2:20.925		49.636	39.160	52.129	152.8	31:01.552
4	Juan COTA						ESP	8	Enzo TARNVANICHKUL						THA
	Drivex						Tatuus F4 T-421		Campos Racing						Tatuus F4 T-421
1	3:09.619	B	1:30.804	38.395	1:00.420	169.5	3:09.619	1	3:15.511	B	1:43.726	36.882	54.903	153.2	3:15.511
2	1:45.400		40.933	29.259	35.208	203.0	4:55.019	2	1:47.351		41.603	29.886	35.862	200.7	5:02.862
3	1:44.548		40.319	29.034	35.195	203.4	6:39.567	3	1:46.139		41.028	29.632	35.479	201.5	6:49.001
4	1:44.616		40.154	29.189	35.273	205.3	8:24.183	4	1:45.883		41.245	29.260	35.378	201.9	8:34.884
5	1:44.557		40.291	28.966	35.300	204.9	10:08.740	5	1:46.200		41.402	29.415	35.383	198.2	10:21.084
6	1:44.298		40.509	28.851	34.938	203.0	11:53.038	6	1:45.253		40.592	29.454	35.207	202.6	12:06.337
7	1:44.159		40.180	28.873	35.106	203.4	13:37.197	7	1:44.820		40.379	29.231	35.210	202.6	13:51.157
8	1:44.354		40.386	28.805	35.163	203.4	15:21.551	8	1:45.448		40.725	29.340	35.383	197.1	15:36.605
9	1:44.157		40.256	28.877	35.024	202.6	17:05.708	9	1:45.046		40.673	29.171	35.202	200.4	17:21.651
10	1:44.116		40.182	28.848	35.086	203.4	18:49.824	10	1:45.114		40.532	29.220	35.362	201.9	19:06.765
11	1:44.206		40.303	28.850	35.053	202.2	20:34.030	11	1:45.069		40.655	29.153	35.261	198.5	20:51.834
12	1:44.255		40.253	28.842	35.160	203.0	22:18.285	12	1:45.021		40.578	29.139	35.304	200.4	22:36.855
13	1:44.389		40.301	28.848	35.240	202.2	24:02.674	13	1:45.603		40.821	29.332	35.450	200.0	24:22.458
14	2:01.022		40.370	33.219	47.433	202.2	26:03.696	14	1:50.961		41.575	30.276	39.110	186.5	26:13.419
15	2:32.576		1:02.863	41.050	48.663	165.6	28:36.272	15	2:34.831		1:03.373	39.077	52.381	137.8	28:48.250
16	2:21.938		51.104	39.850	50.984	165.4	30:58.210	16	2:17.616		48.379	38.632	50.605	152.8	31:05.866
5	Lorenzo CAMPOS						AGO	9	René LAMMERS						NLD
	GRS Team USA						Tatuus F4 T-421		MP Motorsport						Tatuus F4 T-421
1	3:18.937	B	1:53.511	34.023	51.403	152.8	3:18.937	1	3:16.303	B	1:46.596	35.536	54.171	124.7	3:16.303
2	1:47.441		41.542	29.867	36.032	199.6	5:06.378	2	1:47.639		41.608	30.038	35.993	200.7	5:03.942
3	1:47.232		41.271	30.071	35.890	201.5	6:53.610	3	1:46.317		40.859	29.756	35.702	202.6	6:50.259
4	1:46.450		40.965	29.818	35.667	203.4	8:40.060	4	1:45.926		41.202	29.421	35.303	203.0	8:36.185
5	1:46.075		40.886	29.494	35.695	202.2	10:26.135	5	1:45.801		40.347	30.172	35.282	207.3	10:21.986
6	1:45.989		40.911	29.484	35.594	201.1	12:12.124	6	1:45.466		40.452	29.388	35.626	204.9	12:07.452
7	1:45.384		40.685	29.382	35.317	202.6	13:57.508	7	1:45.125		40.601	29.239	35.285	204.5	13:52.577
8	1:46.007		40.706	29.850	35.451	204.5	15:43.515	8	1:45.330		40.522	29.383	35.425	203.4	15:37.907
9	1:45.710		40.593	29.504	35.613	202.6	17:29.225	9	1:45.539		40.699	29.481	35.359	203.8	17:23.446
10	1:45.942		40.745	29.635	35.562	201.5	19:15.167	10	1:45.665		40.624	29.494	35.547	204.5	19:09.111
11	1:45.608		40.610	29.413	35.585	203.4	21:00.775	11	1:45.559		40.572	29.482	35.505	202.6	20:54.670
12	1:45.517		40.606	29.411	35.500	202.6	22:46.292	12	1:45.121		40.442	29.332	35.347	203.4	22:39.791
13	1:46.289		40.972	29.551	35.766	202.2	24:32.581	13	1:45.295		40.499	29.331	35.465	202.2	24:25.086
14	1:54.493		44.618	31.820	38.055	147.5	26:27.074	14	1:54.104		43.309	32.305	38.490	165.4	26:19.190
15	2:29.866		58.794	38.932	52.140	125.6	28:56.940	15	2:31.487		59.830	39.062	52.595	123.6	28:50.677
16	2:18.101		50.458	35.581	52.062	173.6	31:15.041	16	2:18.229		48.497	37.994	51.738	167.7	31:08.906



F4Spain

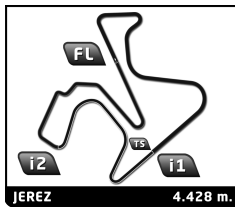
ROUND 6 - JEREZ

RACE 3

Sector Analysis

— Invalidated Lap ■ Personal Best ■ Session Best B Crossing the pit lane

Lap	Time	Sector 1	Sector 2	Sector 3	T.Sp	Elapsed	Lap	Time	Sector 1	Sector 2	Sector 3	T.Sp	Elapsed	
10	Lorenzo CASTILLO MEX							14	Keanu AL AZHARI ARE					
	Tecnicar Tatuus F4 T-421								MP Motorsport Tatuus F4 T-421					
1	3:16.014	B 1:44.451	37.006	54.557	150.0	3:16.014	1	3:10.773	B 1:33.718	37.835	59.220	145.9	3:10.773	
2	1:47.861	41.667	29.956	36.238	197.1	5:03.875	2	1:46.010	41.294	29.421	35.295	201.9	4:56.783	
3	1:48.321	42.880	29.630	35.811	197.8	6:52.196	3	1:45.012	40.443	29.307	35.262	204.5	6:41.795	
4	1:46.229	40.770	29.836	35.623	201.9	8:38.425	4	1:44.379	40.306	28.896	35.177	203.0	8:26.174	
5	1:45.569	40.597	29.531	35.441	203.4	10:23.994	5	1:44.179	40.155	28.935	35.089	204.5	10:10.353	
6	1:45.735	40.692	29.535	35.508	201.1	12:09.729	6	1:44.436	40.175	29.029	35.232	205.3	11:54.789	
7	1:45.375	40.567	29.236	35.572	202.6	13:55.104	7	1:44.471	40.166	29.020	35.285	205.3	13:39.260	
8	1:45.805	40.810	29.294	35.701	200.0	15:40.909	8	1:44.864	40.296	29.400	35.168	205.7	15:24.124	
9	1:45.624	40.638	29.373	35.613	198.5	17:26.533	9	1:44.764	40.534	29.025	35.205	203.0	17:08.888	
10	1:45.347	40.557	29.308	35.482	201.5	19:11.880	10	1:44.678	40.245	29.171	35.262	206.1	18:53.566	
11	1:45.589	40.798	29.262	35.529	200.0	20:57.469	11	1:44.970	40.333	29.318	35.319	205.3	20:38.536	
12	1:45.363	40.607	29.295	35.461	200.7	22:42.832	12	1:44.589	40.330	29.072	35.187	204.2	22:23.125	
13	1:45.860	40.958	29.423	35.479	198.9	24:28.692	13	1:44.867	40.399	29.185	35.283	203.8	24:07.992	
14	1:54.938	44.274	31.402	39.262	165.1	26:23.630	14	1:57.792	40.818	31.783	45.191	176.5	26:05.784	
15	2:30.672	59.039	39.502	52.131	143.8	28:54.302	15	2:33.728	1:03.122	40.268	50.338	171.2	28:39.512	
16	2:19.048	50.312	36.468	52.268	174.2	31:13.350	16	2:20.116	50.107	39.086	50.923	158.1	30:59.628	
11	Alexander JACOBY KGZ							18	Andrés CÁRDENAS PER					
	GRS Team USA Tatuus F4 T-421								Griffin Core by Campos Tatuus F4 T-421					
1	3:18.504	B 1:52.955	33.696	51.853	146.3	3:18.504	1	3:12.595	B 1:36.691	37.558	58.346	135.8	3:12.595	
2	1:47.444	41.331	29.949	36.164	202.6	5:05.948	2	1:46.912	41.652	29.668	35.592	202.6	4:59.507	
3	1:47.300	41.298	30.123	35.879	203.0	6:53.248	3	1:45.411	40.876	29.260	35.275	201.5	6:44.918	
4	1:46.362	40.847	29.981	35.534	204.5	8:39.610	4	1:45.155	40.519	29.395	35.241	204.5	8:30.073	
5	1:45.851	40.787	29.476	35.588	202.6	10:25.461	5	1:44.851	40.375	29.203	35.273	204.2	10:14.924	
6	1:45.719	40.796	29.447	35.476	204.5	12:11.180	6	1:44.969	40.334	29.377	35.258	204.9	11:59.893	
7	1:45.710	40.746	29.428	35.536	204.2	13:56.890	7	1:45.135	40.420	29.477	35.238	206.1	13:45.028	
8	1:45.921	41.019	29.410	35.492	200.7	15:42.811	8	1:44.938	40.505	29.140	35.293	200.0	15:29.966	
9	1:45.668	40.543	29.409	35.716	203.8	17:28.479	9	1:44.970	40.551	29.209	35.210	200.7	17:14.936	
10	1:45.743	40.818	29.420	35.505	201.5	19:14.222	10	1:44.750	40.454	29.096	35.200	204.2	18:59.686	
11	1:45.783	40.760	29.478	35.545	202.2	21:00.005	11	1:44.911	40.591	29.063	35.257	203.0	20:44.597	
12	1:45.890	40.766	29.457	35.667	203.4	22:45.895	12	1:44.904	40.562	29.175	35.167	202.2	22:29.501	
13	1:45.995	40.920	29.542	35.533	200.7	24:31.890	13	1:45.172	40.460	29.271	35.441	203.0	24:14.673	
14	1:54.409	44.744	31.588	38.077	157.7	26:26.299	14	1:55.522	41.158	32.070	42.294	190.5	26:10.195	
15	2:29.812	58.256	39.377	52.179	143.4	28:56.111	15	2:34.419	1:02.830	40.062	51.527	135.2	28:44.614	
16	2:18.708	50.404	35.945	52.359	177.9	31:14.819	16	2:18.925	49.442	38.731	50.752	154.5	31:03.539	
12	Adam AL AZHARI ARE							19	Matus RYBA SVK					
	Tecnicar Tatuus F4 T-421								Drivex Tatuus F4 T-421					
1	3:14.350	B 1:40.751	36.671	56.928	125.9	3:14.350	1	3:14.981	B 1:41.968	36.949	56.064	136.4	3:14.981	
2	1:47.879	41.507	30.354	36.018	202.2	5:02.229	2	1:47.674	41.411	30.293	35.970	204.2	5:02.655	
3	1:46.143	40.950	29.659	35.534	205.7	6:48.372	3	1:46.838	41.425	29.992	35.421	204.9	6:49.493	
4	1:44.904	40.511	29.177	35.216	200.7	8:33.276	4	1:45.738	41.030	29.396	35.312	204.9	8:35.231	
5	1:44.773	40.384	28.993	35.396	203.8	10:18.049	5	1:46.325	41.157	29.941	35.227	204.2	10:21.556	
6	1:44.544	40.369	29.030	35.145	201.9	12:02.593	6	1:45.610	40.330	29.653	35.627	206.1	12:07.166	
7	1:44.383	40.273	29.004	35.106	202.6	13:46.976	7	1:44.935	40.506	29.175	35.254	201.1	13:52.101	
8	1:44.636	40.357	28.981	35.298	203.4	15:31.612	8	1:45.439	40.623	29.371	35.445	203.0	15:37.540	
9	1:44.991	40.382	29.274	35.335	202.6	17:16.603	9	1:45.507	40.711	29.420	35.376	205.7	17:23.047	
10	1:44.840	40.350	29.071	35.419	202.2	19:01.443	10	1:45.662	40.751	29.351	35.560	204.9	19:08.709	
11	1:44.990	40.465	29.222	35.303	203.4	20:46.433	11	1:45.011	40.371	29.252	35.388	203.4	20:53.720	
12	1:44.822	40.344	29.185	35.293	204.2	22:31.255	12	1:45.266	40.608	29.203	35.455	202.6	22:38.986	
13	1:44.961	40.428	29.097	35.436	202.6	24:16.216	13	1:45.527	40.576	29.433	35.518	205.7	24:24.513	
14	1:55.725	42.029	32.064	41.632	173.9	26:11.941	14	1:50.689	42.507	30.701	37.481	188.2	26:15.202	
15	2:34.257	1:03.059	39.312	51.886	127.2	28:46.198	15	2:34.359	1:03.047	39.093	52.219	126.8	28:49.561	
16	2:17.897	49.257	38.456	50.184	135.8	31:04.095	16	2:17.707	48.507	38.373	50.827	146.1	31:07.268	



F4Spain

ROUND 6 - JEREZ

RACE 3

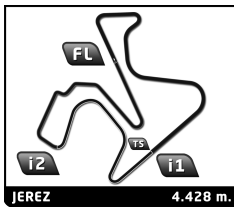
Sector Analysis

— Invalidated Lap ■ Personal Best ■ Session Best B Crossing the pit lane

Lap	Time	Sector 1	Sector 2	Sector 3	T.Sp	Elapsed	Lap	Time	Sector 1	Sector 2	Sector 3	T.Sp	Elapsed		
21	Yevan DAVID						LKA	27	Lucas FLUXÁ						ESP
Saintéloc Racing							KCL MP Motorsport								
Tatuus F4 T-421							Tatuus F4 T-421								
1	3:16.495	B	1:46.945	35.772	53.778	148.8	3:11.611	B	1:35.095	37.505	59.011	145.0	3:11.611		
2	1:47.686		41.475	30.270	35.941	204.5	1:46.442		41.311	29.619	35.512	201.9	4:58.053		
3	1:46.288		40.964	29.599	35.725	205.7	1:45.287		40.604	29.429	35.254	203.8	6:43.340		
4	1:46.272		41.564	29.390	35.318	200.7	1:44.641		40.211	29.295	35.135	204.9	8:27.981		
5	1:45.771		40.417	29.850	35.504	204.2	1:44.570		40.284	29.172	35.114	203.4	10:12.551		
6	1:45.110		40.379	29.336	35.395	205.3	1:44.492		40.222	29.100	35.170	203.4	11:57.043		
7	1:45.596		40.828	29.308	35.460	206.9	1:44.665		40.321	29.117	35.227	203.4	13:41.708		
8	1:45.381		40.599	29.239	35.543	203.8	1:44.685		40.217	29.211	35.257	203.4	15:26.393		
9	1:45.419		40.432	29.423	35.564	204.5	1:44.714		40.266	29.186	35.262	202.2	17:11.107		
10	1:45.565		40.470	29.507	35.588	204.2	1:44.859		40.310	29.119	35.430	203.4	18:55.966		
11	1:45.427		40.422	29.480	35.525	205.3	1:44.905		40.471	29.249	35.185	202.2	20:40.871		
12	1:45.278		40.533	29.266	35.479	205.3	1:44.896		40.488	29.108	35.300	202.2	22:25.767		
13	1:45.389		40.450	29.379	35.560	204.9	1:45.131		40.382	29.241	35.508	202.2	24:10.898		
14	1:54.800		43.215	32.313	39.272	166.9	1:57.177		40.489	32.852	43.836	194.6	26:08.075		
15	2:30.618		58.919	39.369	52.330	118.4	2:33.753		1:02.929	39.923	50.901	143.6	28:41.828		
16	2:17.953		48.468	38.172	51.313	160.7	2:20.333		49.937	38.990	51.406	143.8	31:02.161		
22	Peter BOUZINELOS						AUS	29	Joanne CICONTE						AUS
Rodin Motorsport							DXR								
Tatuus F4 T-421							Tatuus F4 T-421								
1	3:14.687	B	1:41.605	36.687	56.395	123.4	3:19.811	B	1:54.438	33.932	51.441	151.5	3:19.811		
2	1:47.612		41.379	30.324	35.909	205.3	1:47.396		41.576	29.915	35.905	201.1	5:07.207		
3	1:46.496		41.314	29.544	35.638	202.6	1:46.828		40.798	30.001	36.029	204.2	6:54.035		
4	1:45.734		41.059	29.289	35.386	204.2	1:46.472		40.795	29.900	35.777	203.8	8:40.507		
5	1:44.854		40.481	29.125	35.248	203.4	1:45.936		40.730	29.502	35.704	203.8	10:26.443		
6	1:44.666		40.234	29.233	35.199	203.8	1:46.174		40.819	29.610	35.745	204.2	12:12.617		
7	1:44.944		40.430	29.244	35.270	203.8	1:46.392		40.890	29.762	35.740	202.2	13:59.009		
8	1:45.070		40.488	29.293	35.289	203.0	1:45.854		40.883	29.523	35.448	200.4	15:44.863		
9	1:45.057		40.486	29.356	35.215	203.8	1:45.881		40.803	29.506	35.572	200.4	17:30.744		
10	1:44.992		40.601	29.205	35.186	203.8	1:45.443		40.656	29.306	35.481	202.2	19:16.187		
11	1:45.697		40.500	29.597	35.600	203.8	1:45.685		40.911	29.318	35.456	200.7	21:01.872		
12	1:45.618		40.838	29.277	35.503	201.5	1:45.760		40.660	29.429	35.671	201.5	22:47.632		
13	1:45.226		40.672	29.208	35.346	201.1									
14	1:51.782		41.589	30.747	39.446	191.8									
15	2:34.928		1:03.118	39.236	52.574	126.3									
16	2:17.400		48.651	38.405	50.344	134.5									
23	Jan PRZYROWSKI						POL	32	Wiktor DOBRZANSKI						POL
Griffin Core by Campos							Tecnicar								
Tatuus F4 T-421							Tatuus F4 T-421								
1	3:10.098	B	1:31.902	37.992	1:00.204	163.4	3:17.615	B	1:50.610	34.537	52.468	175.9	3:17.615		
2	1:46.357		41.629	29.347	35.381	200.4	1:47.486		41.357	30.103	36.026	203.4	5:05.101		
3	1:44.882		40.493	29.238	35.151	200.0	1:47.432		41.717	29.937	35.778	203.8	6:52.533		
4	1:44.258		40.245	28.939	35.074	201.5	1:46.200		40.835	29.779	35.586	202.6	8:38.733		
5	1:44.228		40.212	29.029	34.987	202.6	1:45.699		40.659	29.528	35.512	205.7	10:24.432		
6	1:44.498		40.241	29.181	35.076	203.8	1:45.740		40.727	29.485	35.528	204.9	12:10.172		
7	1:44.560		40.265	29.066	35.229	204.2	1:45.341		40.670	29.207	35.464	204.9	13:55.513		
8	1:44.870		40.417	29.248	35.205	201.5	1:45.671		40.700	29.470	35.501	204.2	15:41.184		
9	1:44.579		40.354	29.106	35.119	201.9	1:45.666		40.670	29.470	35.526	204.9	17:26.850		
10	1:44.739		40.369	29.217	35.153	204.2	1:45.572		40.692	29.372	35.508	203.8	19:12.422		
11	1:44.970		40.534	29.336	35.100	203.0	1:45.556		40.648	29.407	35.501	203.0	20:57.978		
12	1:44.736		40.364	29.121	35.251	202.2	1:45.601		40.636	29.303	35.662	201.9	22:43.579		
13	1:44.772		40.438	29.159	35.175	202.2	1:45.957		40.974	29.282	35.701	204.5	24:29.536		
14	1:57.462		40.609	31.686	45.167	185.9	1:54.747		44.233	31.095	39.419	186.5	26:24.283		
15	2:33.449		1:03.122	40.550	49.777	171.2	2:30.568		59.114	39.379	52.075	150.2	28:54.851		
16	2:20.645		50.525	39.234	50.886	173.9	2:18.736		50.233	36.494	52.009	171.2	31:13.587		
33	Christopher FEGHALI						LBN	33	Christopher FEGHALI						LBN
Drivex							Tatuus F4 T-421								
Tatuus F4 T-421							Tatuus F4 T-421								
1	3:13.569	B	1:39.873	36.422	57.274	119.7	3:13.569	B	1:39.873	36.422	57.274	119.7	3:13.569		



5 y 6 de octubre



F4Spain ROUND 6 - JEREZ RACE 3

Sector Analysis

— Invalidated Lap ■ Personal Best ■ Session Best B Crossing the pit lane

Lap	Time	Sector 1	Sector 2	Sector 3	T.Sp	Elapsed	Lap	Time	Sector 1	Sector 2	Sector 3	T.Sp	Elapsed
2	1:47.394	41.447	29.748	36.199	203.0	5:00.963	4	1:45.125	40.641	29.293	35.191	201.9	8:29.674
3	1:45.552	41.074	29.207	35.271	202.6	6:46.515	5	1:44.837	40.409	29.142	35.286	203.8	10:14.511
4	4:11.253 B	42.200	40.794	2:48.259	152.1	10:57.768	6	1:45.063	40.479	29.347	35.237	203.8	11:59.574
5	1:49.979	45.348	29.374	35.257	201.1	12:47.747	7	1:45.003	40.471	29.291	35.241	202.2	13:44.577
6	1:44.717	40.320	29.131	35.266	201.5	14:32.464	8	1:44.869	40.392	29.226	35.251	202.6	15:29.446
7	1:44.781	40.424	29.056	35.301	201.1	16:17.245	9	1:44.786	40.441	29.187	35.158	202.2	17:14.232
8	1:44.573	40.418	29.061	35.094	201.5	18:01.818	10	1:44.873	40.461	29.093	35.319	203.4	18:59.105
9	1:44.742	40.515	29.014	35.213	201.5	19:46.560	11	1:44.873	40.530	29.110	35.233	202.6	20:43.978
10	1:47.529	42.203	29.764	35.562	191.5	21:34.089	12	1:45.009	40.507	29.171	35.331	202.2	22:28.987
11	1:45.231	40.631	29.251	35.349	200.0	23:19.320	13	1:45.058	40.549	29.140	35.369	202.6	24:14.045
12	1:45.576	40.675	29.241	35.660	200.0	25:04.896	14	1:55.673	41.229	32.004	42.440	189.5	26:09.718
13	1:45.381	40.690	29.222	35.469	201.1	26:50.277	15	2:34.395	1:02.856	39.904	51.635	141.5	28:44.113
14	2:07.286	40.675	34.979	51.632	198.9	28:57.563	16	2:18.973	49.600	38.558	50.815	154.7	31:03.086

35 Adam HIDEG		HUN					
CRAM Motorsport		Tatuus F4 T-421					
1	3:16.894 B	1:48.564	34.744	53.586	158.4	3:16.894	
2	1:47.661	41.494	30.091	36.076	200.4	5:04.555	
3	1:46.333	41.407	29.462	35.464	201.5	6:50.888	
4	1:46.730	41.579	29.695	35.456	201.1	8:37.618	
5	1:45.601	40.567	29.417	35.617	202.6	10:23.219	
6	1:45.501	40.600	29.376	35.525	204.9	12:08.720	
7	1:45.329	40.597	29.340	35.392	204.2	13:54.049	
8	1:45.567	40.811	29.268	35.488	202.2	15:39.616	
9	1:45.475	40.596	29.349	35.530	203.4	17:25.091	
10	1:45.471	40.562	29.343	35.566	204.2	19:10.562	
11	1:45.399	40.615	29.274	35.510	203.4	20:55.961	
12	1:45.452	40.635	29.320	35.497	204.2	22:41.413	
13	1:45.392	40.587	29.339	35.466	203.0	24:26.805	
14	1:55.422	44.693	31.496	39.233	189.1	26:22.227	
15	2:30.562	58.789	39.639	52.134	136.4	28:52.789	
16	2:17.000	48.675	37.467	50.858	187.5	31:09.789	

37 Filippo FIORENTINO		BRA					
CRAM Motorsport		Tatuus F4 T-421					
1	3:17.929 B	1:51.753	34.233	51.943	168.5	3:17.929	
2	1:47.513	41.491	29.960	36.062	203.8	5:05.442	
3	1:47.391	41.453	30.162	35.776	204.9	6:52.833	
4	1:46.306	40.695	30.016	35.595	205.7	8:39.139	
5	1:45.970	40.931	29.423	35.616	203.8	10:25.109	
6	1:45.771	40.623	29.527	35.621	202.6	12:10.880	
7	1:45.466	40.528	29.366	35.572	202.6	13:56.346	
8	1:45.918	40.822	29.419	35.677	201.1	15:42.264	
9	1:45.802	40.667	29.497	35.638	200.4	17:28.066	
10	1:45.570	40.540	29.377	35.653	203.0	19:13.636	
11	1:45.655	40.734	29.402	35.519	199.3	20:59.291	
12	1:45.677	40.734	29.324	35.619	201.5	22:44.968	
13	1:45.750	40.740	29.419	35.591	201.1	24:30.718	
14	1:54.845	45.206	31.382	38.257	152.8	26:25.563	
15	2:29.724	58.454	39.323	51.947	155.4	28:55.287	
16	2:18.383	50.230	36.460	51.693	162.7	31:13.670	

46 Nathan TYE		GBR					
Campos Racing		Tatuus F4 T-421					
1	3:11.830 B	1:35.501	37.554	58.775	140.3	3:11.830	
2	1:47.346	42.148	29.639	35.559	201.5	4:59.176	
3	1:45.373	40.715	29.297	35.361	203.0	6:44.549	

48 James EGOZI		USA					
Campos Racing		Tatuus F4 T-421					
1	3:11.206 B	1:34.352	37.683	59.171	141.9	3:11.206	
2	1:46.587	41.191	29.849	35.547	205.3	4:57.793	
3	1:45.082	40.534	29.399	35.149	204.5	6:42.875	
4	1:44.642	40.294	29.237	35.111	204.9	8:27.517	
5	1:44.352	40.192	29.145	35.015	204.2	10:11.869	
6	1:44.500	40.241	29.191	35.068	203.4	11:56.369	
7	1:44.549	40.199	29.119	35.231	204.9	13:40.918	
8	1:44.705	40.427	29.113	35.165	204.5	15:25.623	
9	1:44.587	40.238	29.194	35.155	204.5	17:10.210	
10	1:44.677	40.370	29.104	35.203	204.9	18:54.887	
11	1:44.734	40.389	29.239	35.106	204.2	20:39.621	
12	1:44.934	40.532	29.225	35.177	203.8	22:24.555	
13	1:44.853	40.335	29.198	35.320	204.2	24:09.408	
14	1:57.709	40.963	33.002	43.744	162.7	26:07.117	
15	2:34.196	1:03.359	39.789	51.048	145.9	28:41.313	
16	2:20.357	50.032	38.686	51.639	142.5	31:01.670	

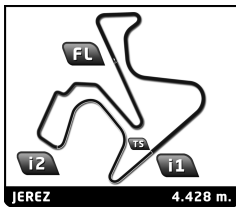
50 Tim GERHARDS		NLD					
Monlau Motorsport		Tatuus F4 T-421					
1	3:17.195 B	1:50.005	34.532	52.658	157.7	3:17.195	
2	1:47.567	41.597	29.907	36.063	200.4	5:04.762	
3	1:46.583	41.667	29.486	35.430	199.6	6:51.345	
4	1:46.708	41.165	29.989	35.554	203.0	8:38.053	
5	1:45.551	40.684	29.337	35.530	201.9	10:23.604	
6	1:45.637	40.792	29.307	35.538	202.2	12:09.241	
7	1:45.546	40.649	29.222	35.675	203.4	13:54.787	
8	1:45.389	40.578	29.403	35.408	202.2	15:40.176	
9	1:45.613	40.734	29.420	35.459	202.2	17:25.789	
10	1:45.768	40.586	29.420	35.762	203.0	19:11.557	
11	1:45.431	40.657	29.297	35.477	200.7	20:56.988	
12	1:45.393	40.611	29.247	35.535	201.9	22:42.381	
13	1:45.734	40.728	29.262	35.744	199.6	24:28.115	
14	1:54.605	44.225	31.404	38.976	183.1	26:22.720	
15	2:30.856	59.183	39.651	52.022	143.4	28:53.576	
16	2:18.796	49.936	36.854	52.006	180.3	31:12.372	

55 Chase FERNANDEZ		GBR					
Rodin Motorsport		Tatuus F4 T-421					
1	3:13.927 B	1:40.171	36.518	57.238	126.8	3:13.927	
2	1:47.142	41.571	29.776	35.795	203.4	5:01.069	
3	1:46.353	41.487	29.390	35.476	203.8	6:47.422	





5 y 6 de octubre



F4Spain ROUND 6 - JEREZ RACE 3

Sector Analysis

— Invalidated Lap ■ Personal Best ■ Session Best ■ Crossing the pit lane

Lap	Time	Sector 1	Sector 2	Sector 3	T.Sp	Elapsed
4	1:44.898	40.506	29.157	35.235	203.0	8:32.320
5	1:46.179	40.487	29.125	36.567	202.2	10:18.499
6	1:44.941	40.517	29.125	35.299	204.2	12:03.440
7	1:45.087	40.445	29.141	35.501	203.4	13:48.527
8	1:45.145	40.448	29.229	35.468	202.6	15:33.672
9	1:45.000	40.450	29.208	35.342	203.0	17:18.672
10	1:45.119	40.521	29.151	35.447	202.6	19:03.791
11	1:45.991	40.549	29.652	35.790	201.9	20:49.782
12	1:46.290	41.200	29.455	35.635	203.4	22:36.072
13	1:45.566	40.648	29.569	35.349	201.9	24:21.638
14	1:51.195	41.205	30.714	39.276	202.2	26:12.833
15	2:35.029	1:03.341	39.210	52.478	136.2	28:47.862
16	2:17.152	48.600	38.422	50.130	152.3	31:05.014

Lap	Time	Sector 1	Sector 2	Sector 3	T.Sp	Elapsed
4	1:46.075	40.815	29.457	35.803	203.4	8:34.605
5	1:45.934	41.185	29.312	35.437	201.5	10:20.539
6	1:45.213	40.489	29.260	35.464	201.5	12:05.752
7	1:45.224	40.520	29.246	35.458	201.9	13:50.976
8	1:46.287	41.128	29.505	35.654	203.0	15:37.263
9	1:45.538	40.665	29.308	35.565	202.2	17:22.801
10	1:45.132	40.501	29.155	35.476	203.0	19:07.933
11	1:45.334	40.499	29.342	35.493	201.9	20:53.267
12	1:45.421	40.548	29.217	35.656	202.2	22:38.688
13	1:45.486	40.592	29.340	35.554	201.1	24:24.174
14	1:50.048	41.365	30.320	38.363	197.1	26:14.222
15	2:34.835	1:03.572	38.816	52.447	132.8	28:49.057
16	2:17.968	48.282	38.526	51.160	156.7	31:07.025

66 Francisco MACEDO		PRT				
DXR		Tatuus F4 T-421				
1	3:15.284 B	1:43.106	36.903	55.275	145.2	3:15.284
2	1:47.978	41.385	30.243	36.350	205.3	5:03.262
3	1:47.080	40.960	30.078	36.042	206.9	6:50.342
4	1:46.834	41.734	29.637	35.463	203.4	8:37.176
5	1:45.614	40.289	29.755	35.570	207.7	10:22.790
6	1:45.531	40.653	29.256	35.622	204.5	12:08.321
7	1:45.016	40.491	29.290	35.235	206.5	13:53.337
8	1:45.599	40.848	29.255	35.496	204.9	15:38.936
9	1:45.483	40.578	29.359	35.546	204.2	17:24.419
10	1:45.432	40.412	29.491	35.529	206.9	19:09.851
11	1:45.463	40.656	29.247	35.560	202.6	20:55.314
12	1:45.412	40.637	29.288	35.487	205.3	22:40.726
13	1:45.474	40.705	29.270	35.499	201.9	24:26.200
14	1:55.539	44.170	32.048	39.321	192.5	26:21.739
15	2:30.397	58.470	39.977	51.950	134.5	28:52.136
16	2:16.989	48.003	38.224	50.762	178.5	31:09.125

78 Gabriel GÓMEZ		ITA				
TC Racing		Tatuus F4 T-421				
1	3:12.190 B	1:36.276	37.479	58.435	130.6	3:12.190
2	1:46.561	41.410	29.597	35.554	202.2	4:58.751
3	1:45.492	40.689	29.320	35.483	202.2	6:44.243
4	1:44.771	40.464	29.183	35.124	203.8	8:29.014
5	1:44.788	40.309	29.198	35.281	204.5	10:13.802
6	1:44.896	40.781	29.101	35.014	201.5	11:58.698
7	1:44.539	40.424	29.059	35.056	203.8	13:43.237
8	1:44.783	40.402	29.072	35.309	202.6	15:28.020
9	1:44.547	40.303	29.043	35.201	203.0	17:12.567
10	1:44.694	40.267	29.129	35.298	204.2	18:57.261
11	1:44.833	40.442	29.153	35.238	203.4	20:42.094
12	1:45.325	40.346	29.646	35.333	204.2	22:27.419
13	1:44.703	40.328	29.166	35.209	203.4	24:12.122
14	1:57.076	41.794	32.524	42.758	171.7	26:09.198
15	2:34.200	1:02.745	39.986	51.469	138.6	28:43.398
16	2:19.266	49.586	38.839	50.841	149.8	31:02.664


71 Mattia COLNAGHI		ITA				
KCL MP Motorsport		Tatuus F4 T-421				
1	3:08.594 B	1:28.895	39.044	1:00.655	174.8	3:08.594
2	1:44.693	40.595	29.032	35.066	200.7	4:53.287
3	1:44.292	40.297	28.912	35.083	201.1	6:37.579
4	1:43.847	40.052	28.820	34.975	203.8	8:21.426
5	1:43.868	40.125	28.815	34.928	203.8	10:05.294
6	1:43.832	40.060	28.840	34.932	203.0	11:49.126
7	1:43.759	40.043	28.687	35.029	203.8	13:32.885
8	1:43.948	40.071	28.726	35.151	203.0	15:16.833
9	1:43.996	40.108	28.777	35.111	203.4	17:00.829
10	1:44.052	40.110	28.815	35.127	203.8	18:44.881
11	1:44.140	40.149	28.855	35.136	203.0	20:29.021
12	1:44.175	40.213	28.881	35.081	203.0	22:13.196
13	1:44.272	40.287	28.883	35.102	201.9	23:57.468
14	2:05.732	40.294	31.736	53.702	203.0	26:03.200
15	2:32.184	1:02.473	41.366	48.345	167.7	28:35.384
16	2:22.546	51.536	39.815	51.195	167.2	30:57.930

93 Ariel ELKIN		ISR				
Saintéloc Racing		Tatuus F4 T-421				
1	3:12.845 B	1:38.538	36.329	57.978	129.5	3:12.845
2	1:47.138	41.588	29.844	35.706	206.1	4:59.983
3	1:45.409	40.707	29.368	35.334	204.9	6:45.392
4	1:45.254	40.485	29.327	35.442	203.8	8:30.646
5	1:44.702	40.363	29.126	35.213	203.8	10:15.348
6	1:45.099	40.538	29.304	35.257	203.0	12:00.447
7	1:45.073	40.418	29.222	35.433	205.7	13:45.520
8	1:45.014	40.348	29.257	35.409	204.9	15:30.534
9	1:45.065	40.404	29.205	35.456	204.9	17:15.599
10	1:44.992	40.326	29.237	35.429	204.9	19:00.591
11	1:44.975	40.445	29.199	35.331	204.9	20:45.566
12	1:44.911	40.429	29.136	35.346	204.5	22:30.477
13	1:44.872	40.336	29.197	35.339	204.5	24:15.349
14	1:56.169	42.294	32.281	41.594	173.1	26:11.518
15	2:34.011	1:03.053	39.102	51.856	128.6	28:45.529
16	2:18.203	49.339	38.482	50.382	143.8	31:03.732

77 Lenny RIED		DEU				
Monlau Motorsport		Tatuus F4 T-421				
1	3:13.248 B	1:39.331	36.269	57.648	120.3	3:13.248
2	1:47.972	41.418	29.899	36.655	203.4	5:01.220
3	1:47.310	41.664	29.653	35.993	201.9	6:48.530

99 Thomas STRAUVEN		BEL				
Rodin Motorsport		Tatuus F4 T-421				
1	3:09.125 B	1:30.059	38.570	1:00.496	160.2	3:09.125
2	1:45.120	40.689	29.156	35.275	202.6	4:54.245
3	1:44.819	40.485	29.142	35.192	201.5	6:39.064





F4Spain

ROUND 6 - JEREZ

RACE 3

Sector Analysis

— Invalidated Lap ■ Personal Best ■ Session Best B Crossing the pit lane

Lap	Time	Sector 1	Sector 2	Sector 3	T.Spd	Elapsed	Lap	Time	Sector 1	Sector 2	Sector 3	T.Spd	Elapsed
4	1:44.692	40.345	29.206	35.141	201.5	8:23.756							
5	1:44.957	40.284	29.073	35.600	203.0	10:08.713							
6	1:45.155	40.833	29.208	35.114	204.5	11:53.868							
7	1:44.569	40.346	29.078	35.145	203.4	13:38.437							
8	1:44.632	40.396	29.124	35.112	203.0	15:23.069							
9	1:44.826	40.519	29.170	35.137	200.4	17:07.895							
10	1:44.843	40.438	29.130	35.275	202.2	18:52.738							
11	1:44.800	40.417	29.182	35.201	202.2	20:37.538							
12	1:44.707	40.409	29.154	35.144	201.9	22:22.245							
13	1:44.737	40.443	29.135	35.159	201.9	24:06.982							
14	1:57.178	40.604	31.147	45.427	201.9	26:04.160							
15	2:32.955	1:03.149	40.798	49.008	154.9	28:37.115							
16	2:21.451	50.994	39.581	50.876	165.4	30:58.566							

