

Eurocup3 ROUND 7 - JEREZ PREVIOUS TEST

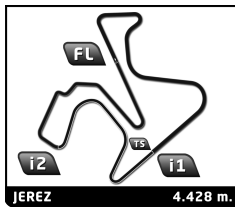
Sector Analysis

Noah LISLE							Valentin KLUSS						
Lap	Time	Sector 1	Sector 2	Sector 3	T.Sp	Elapsed	Lap	Time	Sector 1	Sector 2	Sector 3	T.Sp	Elapsed
2 Noah LISLE GBR Campos Racing Tatuus T-318							5 Valentin KLUSS DEU Campos Racing Tatuus T-318						
1	2:29.145	1:12.376	35.516	41.253	150.4	2:29.145	1	2:25.597	1:10.262	35.022	40.313	182.1	2:25.597
2	1:56.068	45.272	32.668	38.128	111.7	4:25.213	2	1:56.578	43.396	32.207	40.975	157.9	4:22.175
3	1:49.476	42.702	31.116	35.658	132.0	6:14.689	3	2:00.830	47.597	34.181	39.052	131.7	6:23.005
4	1:42.555	39.328	28.715	34.512	207.3	7:57.244	4	1:55.141	43.248	33.078	38.815	162.9	8:18.146
5	2:01.930	49.154	34.911	37.865	157.4	9:59.174	5	1:41.177	38.829	27.929	34.419	213.0	9:59.323
6	1:41.213	38.853	28.410	33.950	209.3	11:40.387	6	1:48.896	44.287	30.763	33.846	165.9	11:48.219
7	6:05.750 B	38.285	28.150	4:59.315	210.5	17:46.137	7	1:39.653	38.360	27.632	33.661	213.9	13:27.872
8	1:57.957	50.275	30.859	36.823	201.1	19:44.094	8	8:14.466 B	38.584	27.782	7:08.100	215.1	21:42.338
9	1:47.784	39.627	28.709	39.448	206.1	21:31.878	9	2:20.867 B	51.790	31.049	58.028	198.5	24:03.205
10	1:39.711	38.352	27.587	33.772	208.5	23:11.589	10	1:55.954	52.592	28.775	34.587	204.2	25:59.159
11	1:39.208	38.160	27.476	33.572	207.7	24:50.797	11	1:39.747	38.454	27.659	33.634	209.3	27:38.906
12	1:38.595	37.982	27.151	33.462	208.9	26:29.392	12	1:40.165	38.255	27.488	34.422	210.5	29:19.071
13	1:38.743	37.904	27.322	33.517	210.1	28:08.135	13	1:39.165	38.164	27.520	33.481	210.1	30:58.236
14	1:38.697	37.985	27.306	33.406	209.7	29:46.832	14	1:39.021	38.020	27.456	33.545	210.5	32:37.257
15	1:46.528	38.356	29.720	38.452	207.3	31:33.360							
16	1:39.002	38.224	27.359	33.419	207.3	33:12.362							
17	1:39.183	38.272	27.404	33.507	208.1	34:51.545							
18	32:17.257 B	38.190	27.307	...	208.9	1:07:08.802							
19	1:53.605	48.264	29.497	35.844	201.9	1:09:02.407							
20	1:40.262	38.743	27.726	33.793	208.9	1:10:42.669							
21	1:38.698	38.054	27.265	33.379	208.5	1:12:21.367							
22	1:38.570	37.951	27.225	33.394	208.1	1:13:59.937							
23	1:38.467	37.970	27.157	33.340	209.3	1:15:38.404							
24	7:11.107 B	55.538	36.103	5:39.466	150.2	1:22:49.511							
25	1:45.227	43.326	27.974	33.927	210.1	1:24:34.738							
26	1:38.633	38.027	27.196	33.410	208.1	1:26:13.371							
27	1:40.594	38.833	28.076	33.685	189.8	1:27:53.965							
28	1:38.669	38.092	27.226	33.351	209.3	1:29:32.634							
29	1:45.629	38.244	33.049	34.336	184.6	1:31:18.263							
30	1:38.521	38.000	27.104	33.417	208.9	1:32:56.784							
31	1:38.481	38.018	27.181	33.282	209.7	1:34:35.265							
32	11:24.421 B	38.417	27.386	...	209.3	1:45:59.686							
33	1:57.810	52.559	29.436	35.815	201.9	1:47:57.496							
34	1:47.501	38.750	27.682	41.069	207.3	1:49:44.997							
35	1:38.716	38.205	27.144	33.367	209.3	1:51:23.713							
36	1:39.803	38.888	27.391	33.524	209.3	1:53:03.516							
37	1:39.052	38.331	27.326	33.395	206.5	1:54:42.568							
38	1:38.654	38.052	27.148	33.454	208.9	1:56:21.222							
39	1:38.808	38.177	27.211	33.420	208.5	1:58:00.030							
40	1:38.526	37.955	27.212	33.359	210.5	1:59:38.556							
41	1:43.093	38.654	30.055	34.384	194.6	2:01:21.649							
42	1:38.964	38.198	27.331	33.435	209.3	2:03:00.613							
43	43:49.904 B	38.394	27.738	...	208.5	2:46:50.517							
44	1:51.380	47.495	28.922	34.963	202.6	2:48:41.897							
45	1:41.684	38.827	27.638	35.219	208.5	2:50:23.581							
46	1:39.960	38.514	27.703	33.743	206.5	2:52:03.541							
47	1:39.649	38.658	27.403	33.588	206.1	2:53:43.190							
3 Javier SAGRERA ESP MP Motorsport Tatuus T-318													
1	3:23.741	2:13.256	32.385	38.100	176.2	3:23.741							
2	1:47.084	41.640	30.386	35.058	165.1	5:10.825							
3	1:40.851	39.011	28.043	33.797	209.3	6:51.676							
4	1:39.686	38.454	27.566	33.666	210.5	8:31.362							





5 y 6 de octubre



Eurocup3 ROUND 7 - JEREZ PREVIOUS TEST

Sector Analysis

— Invalidated Lap


■ Personal Best

■ Session Best

B Crossing the pit lane

Lap	Time	Sector 1	Sector 2	Sector 3	T.Sp	Elapsed	Lap	Time	Sector 1	Sector 2	Sector 3	T.Sp	Elapsed
37	1:38.823	37.859	27.049	33.915	210.5	2:48:47.319	6	1:40.391	38.562	27.888	33.941	210.5	12:50.588
9	Nikola TSOLOV					BGR	7	1:39.551	38.224	27.607	33.720	211.4	14:30.139
	GRS Team USA					Tatuus T-318	8	1:39.160	38.236	27.363	33.561	211.4	16:09.299
1	11:33.656	...	32.985	37.576	194.9	11:33.656	9	1:39.259	38.078	27.401	33.780	210.9	17:48.558
2	1:46.403	40.847	29.560	35.996	204.5	13:20.059	10	9:34.226B	38.150	27.397	8:28.679	211.8	27:22.784
3	1:41.941	38.908	28.260	34.773	208.1	15:02.000	11	1:46.840	44.744	27.904	34.192	206.9	29:09.624
4	1:40.291	38.645	27.832	33.814	209.3	16:42.291	12	1:39.802	38.621	27.429	33.752	208.1	30:49.426
5	1:38.947	38.177	27.396	33.374	210.1	18:21.238	13	1:39.330	38.315	27.415	33.600	210.9	32:28.756
6	1:43.865	38.158	27.452	38.255	210.1	20:05.103	14	1:39.525	38.316	27.552	33.657	208.9	34:08.281
7	1:39.285	38.289	27.484	33.512	208.9	21:44.388	15	25:24.212B	38.303	27.409	...	208.1	59:32.493
8	1:38.967	38.049	27.403	33.515	210.1	23:23.355	16	1:49.110	46.763	28.248	34.099	204.5	1:01:21.603
9	1:58.628	46.733	34.640	37.255	180.3	25:21.983	17	1:40.023	38.727	27.708	33.588	206.1	1:03:01.626
10	1:39.612	38.385	27.526	33.701	210.1	27:01.595	18	1:39.446	38.320	27.470	33.656	208.5	1:04:41.072
11	12:54.204B	39.140	27.678	...	210.1	39:55.799	19	1:39.054	38.201	27.312	33.541	210.1	1:06:20.126
12	1:48.962	44.724	27.908	36.330	209.3	41:44.761	20	1:38.931	38.193	27.223	33.515	208.5	1:07:59.057
13	1:40.423	38.515	27.630	34.278	209.7	43:25.184	21	3:51.420B	38.135	27.322	2:45.963	208.9	1:11:50.477
14	1:39.909	38.475	27.599	33.835	209.3	45:05.093	22	37:02.977B	47.727	207.3	1:48:53.454
15	1:40.383	38.709	27.625	34.049	205.7	46:45.476	23	4:36.910B	44.265	28.550	3:24.095	204.9	1:53:30.364
16	1:39.507	38.522	27.462	33.523	207.7	48:24.983	24	1:51.975	47.239	29.639	35.097	204.5	1:55:22.339
17	44:17.659B	38.936	27.552	...	206.9	1:32:42.642	25	1:41.268	38.455	29.242	33.571	209.7	1:57:03.607
18	2:08.289	55.269	33.451	39.569	162.7	1:34:50.931	26	1:38.709	38.050	27.318	33.341	210.5	1:58:42.316
19	1:44.146	40.959	29.061	34.126	201.1	1:36:35.077	27	1:38.087	37.864	27.091	33.132	210.9	2:00:20.403
20	1:40.330	38.738	27.737	33.855	207.3	1:38:15.407	28	1:39.034	37.721	27.798	33.515	211.4	2:01:59.437
21	1:40.052	38.750	27.633	33.669	206.1	1:39:55.459	29	1:38.230	37.842	27.089	33.299	210.1	2:03:37.667
22	1:40.042	38.390	27.661	33.991	207.3	1:41:35.501	30	1:38.433	37.888	27.081	33.464	210.1	2:05:16.100
23	1:39.531	38.467	27.526	33.538	208.9	1:43:15.032	31	1:38.996	37.944	27.174	33.878	210.9	2:06:55.096
24	1:40.663	39.449	27.522	33.692	208.5	1:44:55.695	32	1:38.113	37.745	27.080	33.288	210.9	2:08:33.209
25	1:42.113	38.750	29.683	33.680	205.7	1:46:37.808	33	28:27.186B	38.067	27.696	...	206.5	2:37:00.395
26	6:16.350B	38.671	27.596	5:10.083	207.3	1:52:54.158	34	1:51.354	46.951	29.553	34.850	205.7	2:38:51.749
27	2:10.454	58.766	33.037	38.651	156.5	1:55:04.612	35	1:40.032	38.698	27.707	33.627	208.5	2:40:31.781
28	1:48.187	45.089	28.854	34.244	203.4	1:56:52.799	36	1:38.934	38.045	27.269	33.620	208.5	2:42:10.715
29	1:39.171	38.330	27.418	33.423	208.9	1:58:31.970	37	1:38.701	38.065	27.180	33.456	210.1	2:43:49.416
30	1:38.723	38.192	27.298	33.233	208.5	2:00:10.693	38	1:38.355	37.785	27.124	33.446	209.7	2:45:27.771
31	1:38.464	38.095	27.199	33.170	209.3	2:01:49.157	39	1:38.505	37.856	27.247	33.402	211.4	2:47:06.276
32	1:38.412	38.001	27.202	33.209	208.1	2:03:27.569	40	1:38.297	37.878	27.110	33.309	210.1	2:48:44.573
33	1:38.963	38.247	27.245	33.471	209.3	2:05:06.532	41	1:39.591	37.922	28.286	33.383	211.4	2:50:24.164
34	1:38.545	38.091	27.258	33.196	209.3	2:06:45.077	42	1:42.751	38.142	29.309	35.300	213.4	2:52:06.915
35	1:38.140	37.974	27.005	33.161	210.9	2:08:23.217	43	1:38.713	38.081	27.269	33.363	210.1	2:53:45.628
36	32:44.509B	37.924	27.308	...	210.1	2:41:07.726	12	Alexander ABKHAZAVA					KAZ
37	2:09.959	54.779	33.636	41.544	170.6	2:43:17.685		Saintéloc Racing					Tatuus T-318
38	1:46.360	41.710	28.920	35.730	190.8	2:45:04.045	1	2:53.487	1:43.492	31.862	38.133	201.9	2:53.487
39	1:38.747	38.183	27.205	33.359	208.1	2:46:42.792	2	1:46.906	41.045	29.793	36.068	210.9	4:40.393
40	1:38.418	37.917	27.187	33.314	209.3	2:48:21.210	3	1:42.963	39.356	28.737	34.870	213.9	6:23.356
41	1:38.421	37.978	27.134	33.309	210.1	2:49:59.631	4	1:41.936	39.243	28.355	34.338	217.7	8:05.292
42	1:38.569	37.953	27.265	33.351	208.9	2:51:38.200	5	2:04.721	42.250	34.376	48.095	151.5	10:10.013
43	1:39.122	38.219	27.307	33.596	208.5	2:53:17.322	6	6:18.311B	39.148	28.883	5:10.280	192.5	16:28.324
44	5:19.975B	38.265	27.259	4:14.451	207.7	2:58:37.297	7	1:46.247	43.760	28.271	34.216	210.5	18:14.571
45	2:02.612	1:01.705	27.376	33.531	208.1	3:00:39.909	8	1:40.015	38.371	27.757	33.887	212.2	19:54.586
10	Luciano MORANO					FRA	9	1:39.708	38.271	27.612	33.825	212.2	21:34.294
	Palou Motorsport					Tatuus T-318	10	1:39.637	38.333	27.618	33.686	213.4	23:13.931
1	4:02.468B	1:12.730	35.752	2:13.986	161.4	4:02.468	11	1:39.641	38.170	27.754	33.717	213.4	24:53.572
2	1:53.802	47.092	30.729	35.981	202.6	5:56.270	12	13:14.078B	38.318	27.838	...	214.7	38:07.650
3	1:42.604	39.451	28.431	34.722	210.9	7:38.874	13	1:53.212	46.948	29.004	37.260	203.4	40:00.862
4	1:40.872	38.727	28.045	34.100	209.7	9:19.746	14	1:40.554	38.902	27.851	33.801	211.8	41:41.416
5	1:50.451	43.099	30.740	36.612	184.3	11:10.197	15	1:39.975	38.461	27.770	33.744	211.4	43:21.391
							16	1:39.483	38.214	27.594	33.675	211.8	45:00.874
							17	1:39.492	38.304	27.585	33.603	209.7	46:40.366





Eurocup3 ROUND 7 - JEREZ PREVIOUS TEST

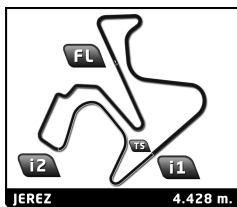
Sector Analysis

— Invalidated Lap ■ Personal Best ■ Session Best B Crossing the pit lane

Lap	Time	Sector 1	Sector 2	Sector 3	T.Sp	Elapsed	Lap	Time	Sector 1	Sector 2	Sector 3	T.Sp	Elapsed
18	1:39.822	38.199	27.724	33.899	212.2	48:20.188	26	1:54.149	44.871	29.666	39.612	203.0	1:34:59.900
19	1:39.645	38.422	27.594	33.629	210.9	49:59.833	27	<u>9:57.144</u> B	<u>38.000</u>	27.925	8:51.219	211.4	1:44:57.044
20	20:25.157 B	38.694	27.696	...	209.3	1:10:24.990	28	2:00.484	52.502	31.237	36.745	191.5	1:46:57.528
21	1:46.253	43.970	28.189	34.094	203.8	1:12:11.243	29	1:42.428	40.140	28.097	34.191	208.1	1:48:39.956
22	1:39.600	38.328	27.666	33.606	209.3	1:13:50.843	30	1:38.662	38.118	27.192	33.352	210.1	1:50:18.618
23	1:39.400	38.400	27.510	33.490	209.3	1:15:30.243	31	1:38.179	37.902	<u>26.980</u>	33.297	210.1	1:51:56.797
24	20:51.598 B	43.639	33.488	...	191.2	1:36:21.841	32	1:38.158	37.874	27.012	33.272	210.9	1:53:34.955
25	1:55.636	49.083	29.602	36.951	199.3	1:38:17.477	33	1:38.484	37.915	27.106	33.463	211.4	1:55:13.439
26	1:41.378	39.076	28.235	34.067	207.7	1:39:58.855	34	2:03.723	48.245	32.206	43.272	131.1	1:57:17.162
27	1:39.237	38.473	27.483	<u>33.281</u>	209.7	1:41:38.092	35	1:38.421	38.062	27.055	33.304	210.9	1:58:55.583
28	1:39.171	38.259	27.482	33.430	209.3	1:43:17.263	36	1:38.195	37.837	27.059	33.299	210.1	2:00:33.778
29	1:39.017	38.172	27.484	33.361	210.9	1:44:56.280	37	<u>38:17.238</u> B	<u>38.302</u>	27.714	...	210.9	2:38:51.016
30	1:45.624	41.829	29.286	34.509	207.7	1:46:41.904	38	2:12.559 B	48.426	29.634	54.499	185.2	2:41:03.575
31	<u>1:39.089</u>	38.240	27.297	<u>33.552</u>	210.5	1:48:20.993	39	2:17.142 B	56.123	28.038	52.981	206.5	2:43:20.717
32	1:39.039	38.061	27.486	33.492	211.8	1:50:00.032	40	1:53.311	51.503	27.875	33.933	206.9	2:45:14.028
33	1:38.899	38.105	27.426	33.368	210.1	1:51:38.931	41	1:39.276	38.310	27.409	33.557	206.9	2:46:53.304
34	1:44.597	40.560	29.817	34.220	200.7	1:53:23.528	42	1:39.295	38.312	27.391	33.592	208.9	2:48:32.599
35	1:40.059	38.292	27.289	34.478	210.1	1:55:03.587	43	<u>1:39.257</u>	38.234	27.395	<u>33.628</u>	210.1	2:50:11.856
36	37:07.616 B	38.840	28.119	...	197.8	2:32:11.203	44	1:39.400	38.321	27.399	33.680	207.3	2:51:51.256
37	1:55.202	48.779	28.762	37.661	202.6	2:34:06.405	45	<u>1:39.316</u>	38.267	27.380	<u>33.669</u>	208.5	2:53:30.572
38	<u>1:45.316</u>	<u>38.940</u>	27.680	38.696	208.1	2:35:51.721							
39	<u>1:38.963</u>	<u>38.106</u>	27.253	33.604	210.1	2:37:30.684							
40	1:38.699	<u>38.012</u>	27.243	33.444	211.4	2:39:09.383							
41	1:38.779	38.068	27.229	33.482	211.4	2:40:48.162							
42	<u>1:38.629</u>	38.128	<u>27.164</u>	33.337	210.1	2:42:26.791							
43	1:49.910	43.614	31.770	34.526	139.0	2:44:16.701							
44	<u>1:39.354</u>	<u>38.373</u>	27.391	33.590	207.7	2:45:56.055							
45	1:39.137	38.014	27.437	33.686	209.7	2:47:35.192							
46	11:13.559 B	38.215	27.838	...	210.1	2:58:48.751							
47	1:45.626	43.766	27.833	34.027	200.4	3:00:34.377							

16 Michael SHIN		KOR					
Campos Racing		Tatuus T-318					
1	2:21.213	1:08.825	33.027	39.361	199.3	2:21.213	
2	1:47.563	41.675	30.036	35.852	205.7	4:08.776	
3	1:42.914	39.628	28.724	34.562	206.9	5:51.690	
4	1:41.051	38.843	28.098	34.110	209.7	7:32.741	
5	2:01.021	45.686	34.172	41.163	186.5	9:33.762	
6	1:40.310	38.880	27.715	33.715	209.3	11:14.072	
7	7:33.166 B	38.541	27.823	6:26.802	210.1	18:47.238	
8	1:57.208	50.333	30.550	36.325	189.1	20:44.446	
9	1:42.150	39.453	28.141	34.556	208.1	22:26.596	
10	1:39.345	38.343	27.494	33.508	209.3	24:05.941	
11	1:39.344	38.045	27.826	33.473	209.7	25:45.285	
12	1:38.737	37.970	27.375	33.392	209.7	27:24.022	
13	1:38.704	37.965	27.321	33.418	210.5	29:02.726	
14	<u>1:38.451</u>	<u>37.945</u>	27.209	33.297	210.9	30:41.177	
15	1:38.634	37.993	27.265	33.376	209.7	32:19.811	
16	1:38.705	38.067	27.295	33.343	208.5	33:58.516	
17	1:38.491	37.976	27.203	33.312	210.1	35:37.007	
18	45:38.339 B	38.572	28.722	...	206.1	1:21:15.346	
19	1:58.646	51.050	30.740	36.856	185.2	1:23:13.992	
20	1:40.697	39.180	27.855	33.662	210.5	1:24:54.689	
21	1:38.623	38.045	27.300	33.278	211.4	1:26:33.312	
22	1:38.047	37.800	27.118	<u>33.129</u>	210.5	1:28:11.359	
23	<u>1:38.024</u>	<u>37.777</u>	27.072	33.175	210.5	1:29:49.383	
24	<u>1:38.127</u>	37.840	27.057	<u>33.230</u>	210.1	1:31:27.510	
25	1:38.241	37.894	27.063	33.284	210.5	1:33:05.751	

18 Garrett BERRY		GBR					
Palou Motorsport		Tatuus T-318					
1	2:31.634	1:17.578	34.102	39.954	196.0	2:31.634	
2	1:50.639	42.771	30.402	37.466	206.1	4:22.273	
3	1:48.246	41.851	30.825	35.570	209.7	6:10.519	
4	4:36.623 B	39.667	31.684	3:25.272	209.3	10:47.142	
5	1:50.650	46.647	28.975	35.028	201.1	12:37.792	
6	1:43.693	39.281	28.496	35.916	207.7	14:21.485	
7	1:40.588	38.821	27.848	33.919	209.3	16:02.073	
8	1:40.096	38.526	27.803	33.767	210.9	17:42.169	
9	1:39.783	38.386	27.595	33.802	210.9	19:21.952	
10	1:43.031	38.511	27.734	36.786	210.1	21:04.983	
11	1:40.109	38.340	27.823	33.946	208.9	22:45.092	
12	1:39.890	38.469	27.683	33.738	208.9	24:24.982	
13	35:06.766 B	38.586	27.707	...	210.1	59:31.748	
14	2:08.043	54.620	34.544	38.879	177.3	1:01:39.791	
15	1:44.563	40.851	28.783	34.929	204.9	1:03:24.354	
16	1:39.976	38.630	27.754	33.592	208.1	1:05:04.330	
17	1:39.379	38.323	27.502	33.554	208.9	1:06:43.709	
18	1:39.647	38.464	27.655	33.528	204.9	1:08:23.356	
19	1:39.172	38.259	27.415	33.498	208.1	1:10:02.528	
20	1:39.125	38.230	27.417	33.478	210.1	1:11:41.653	
21	1:39.151	38.140	27.371	33.640	210.5	1:13:20.804	
22	1:50.931	42.455	31.695	36.781	193.2	1:15:11.735	
23	28:30.784 B	43.575	35.526	...	168.2	1:43:42.519	
24	2:04.248	53.700	33.229	37.319	173.6	1:45:46.767	
25	1:42.674	39.758	28.229	34.687	206.9	1:47:29.441	
26	1:39.886	38.567	27.669	33.650	207.3	1:49:09.327	
27	1:43.908	38.498	27.537	37.873	205.7	1:50:53.235	
28	1:39.173	38.273	27.279	33.621	206.9	1:52:32.408	
29	1:38.942	<u>38.058</u>	27.409	33.475	208.9	1:54:11.350	
30	1:49.306	41.646	32.809	34.851	180.9	1:56:00.656	
31	1:39.565	38.283	27.319	33.963	207.7	1:57:40.221	
32	<u>1:38.745</u>	38.152	<u>27.214</u>	<u>33.379</u>	208.9	1:59:18.966	
33	1:38.798	38.138	27.248	33.412	208.5	2:00:57.764	
34	29:59.350 B	40.625	30.434	...	170.9	2:30:57.114	
35	1:58.742	51.875	30.569	36.298	197.1	2:32:55.856	



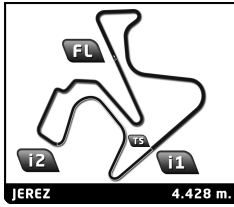
Eurocup3 ROUND 7 - JEREZ PREVIOUS TEST

Sector Analysis

— Invalidated Lap							■ Personal Best							■ Session Best							B Crossing the pit lane						
Lap	Time	Sector 1	Sector 2	Sector 3	T.Sp	Elapsed	Lap	Time	Sector 1	Sector 2	Sector 3	T.Sp	Elapsed	Lap	Time	Sector 1	Sector 2	Sector 3	T.Sp	Elapsed	Lap	Time	Sector 1	Sector 2	Sector 3	T.Sp	Elapsed
36	1:41.340	39.405	28.014	33.921	206.5	2:34:37.196	2	2:03.183	49.548	34.574	39.061	196.4	20:46.669	36	1:41.340	39.405	28.014	33.921	206.5	2:34:37.196	36	1:41.340	39.405	28.014	33.921	206.5	2:34:37.196
37	1:39.838	38.581	27.572	33.685	207.3	2:36:17.034	3	1:49.409	41.614	31.745	36.050	194.2	22:36.078	37	1:39.838	38.581	27.572	33.685	207.3	2:36:17.034	37	1:39.838	38.581	27.572	33.685	207.3	2:36:17.034
38	1:39.907	38.681	27.630	33.596	204.9	2:37:56.941	4	1:43.809	39.963	29.154	34.692	207.3	24:19.887	38	1:39.907	38.681	27.630	33.596	204.9	2:37:56.941	38	1:39.907	38.681	27.630	33.596	204.9	2:37:56.941
39	1:42.359	38.197	28.954	35.208	208.5	2:39:39.300	5	1:42.298	39.507	28.436	34.355	209.3	26:02.185	39	1:42.359	38.197	28.954	35.208	208.5	2:39:39.300	39	1:42.359	38.197	28.954	35.208	208.5	2:39:39.300
40	1:39.201	38.242	27.456	33.503	209.3	2:41:18.501	6	1:42.787	39.676	28.426	34.685	207.7	27:44.972	40	1:39.201	38.242	27.456	33.503	209.3	2:41:18.501	40	1:39.201	38.242	27.456	33.503	209.3	2:41:18.501
41	1:40.314	38.531	27.860	33.923	209.3	2:42:58.815	7	54:33.137 B	39.428	30.474	...	206.9	1:22:18.109	41	1:40.314	38.531	27.860	33.923	209.3	2:42:58.815	41	1:40.314	38.531	27.860	33.923	209.3	2:42:58.815
42	1:40.426	38.957	27.703	33.766	202.6	2:44:39.241	8	1:56.052	48.570	31.218	36.264	203.8	1:24:14.161	42	1:40.426	38.957	27.703	33.766	202.6	2:44:39.241	42	1:40.426	38.957	27.703	33.766	202.6	2:44:39.241
43	1:39.569	38.496	27.337	33.736	207.7	2:46:18.810	9	1:47.400	41.063	31.058	35.279	206.5	1:26:01.561	43	1:39.569	38.496	27.337	33.736	207.7	2:46:18.810	43	1:39.569	38.496	27.337	33.736	207.7	2:46:18.810
44	12:25.432 B	38.285	27.462	...	209.3	2:58:44.242	10	1:42.066	39.409	28.250	34.407	207.3	1:27:43.627	44	12:25.432 B	38.285	27.462	...	209.3	2:58:44.242	44	12:25.432 B	38.285	27.462	...	209.3	2:58:44.242
45	1:46.915	44.655	28.168	34.092	196.7	3:00:31.157	11	1:41.593	39.305	28.089	34.199	206.5	1:29:25.220	45	1:46.915	44.655	28.168	34.092	196.7	3:00:31.157	45	1:46.915	44.655	28.168	34.092	196.7	3:00:31.157

20 Gaspard LE GALLAIS							CHE						
Drivex							Tatuus T-318						
1	11:07.448 B	1:24.249	34.734	9:08.465	174.5	11:07.448	1	2:26.437	1:09.519	36.791	40.127	180.0	2:26.437
2	2:01.735	53.020	31.648	37.067	197.8	13:09.183	2	1:54.532	43.297	33.137	38.098	196.4	4:20.969
3	1:44.009	40.351	29.077	34.581	205.3	14:53.192	3	1:48.708	41.925	31.578	35.205	198.9	6:09.677
4	1:41.720	39.132	28.249	34.339	209.7	16:34.912	4	1:41.041	38.897	28.429	33.715	208.9	7:50.718
5	1:42.874	38.592	27.842	36.440	211.4	18:17.786	5	2:06.576	54.465	34.027	38.084	162.7	9:57.294
6	1:39.818	38.405	27.648	33.765	210.5	19:57.604	6	1:40.143	38.462	27.653	34.028	211.4	11:37.437
7	1:39.986	38.287	27.768	33.931	210.5	21:37.590	7	7:12.045 B	42.666	27.922	6:01.457	210.5	18:49.482
8	1:40.031	38.335	27.668	34.028	210.9	23:17.621	8	1:59.448	51.507	31.305	36.636	190.5	20:48.930
9	1:40.175	38.432	27.711	34.032	209.7	24:57.796	9	1:42.879	40.189	28.849	33.841	207.3	22:31.809
10	1:39.816	38.389	27.618	33.809	210.1	26:37.612	10	1:39.149	38.246	27.546	33.357	210.1	24:10.958
11	15:17.280 B	39.339	29.257	...	207.7	41:54.892	11	1:38.256	37.832	27.269	33.155	211.8	25:49.214
12	1:57.358	50.535	31.015	35.808	193.9	43:52.250	12	1:38.212	37.857	27.177	33.178	209.7	27:27.426
13	1:41.680	39.414	28.307	33.959	207.7	45:33.930	13	1:38.169	37.814	27.130	33.225	211.4	29:05.595
14	1:39.504	38.296	27.595	33.613	207.7	47:13.434	14	1:38.016	37.737	27.125	33.154	211.4	30:43.611
15	1:39.436	38.150	27.589	33.697	208.5	48:52.870	15	1:58.975	51.183	33.925	33.867	172.8	32:42.586
16	1:39.986	38.352	27.588	34.046	208.9	50:32.856	16	1:38.317	37.938	27.125	33.254	210.5	34:20.903
17	1:39.427	38.263	27.397	33.767	209.7	52:12.283	17	1:38.209	37.801	27.115	33.293	210.9	35:59.112
18	7:51.853 B	38.378	27.622	6:45.853	208.5	1:00:04.136	18	45:26.699 B	41.796	27.879	...	208.9	1:21:25.811
19	1:49.158	45.997	28.841	34.320	208.1	1:01:53.294	19	2:00.104	52.194	31.907	36.003	188.5	1:23:25.915
20	1:39.889	38.466	27.727	33.696	210.5	1:03:33.183	20	1:41.383	39.833	28.067	33.483	209.3	1:25:07.298
21	1:44.895	38.287	27.560	39.048	210.1	1:05:18.078	21	1:38.137	37.908	27.212	33.017	210.1	1:26:45.435
22	1:39.166	38.190	27.376	33.600	210.5	1:06:57.244	22	1:37.784	37.709	27.058	33.017	209.3	1:28:23.219
23	1:39.342	38.103	27.481	33.758	210.9	1:08:36.586	23	1:37.755	37.693	27.045	33.017	209.7	1:30:00.974
24	47:20.199 B	39.151	29.706	...	208.1	1:55:56.785	24	1:37.562	37.639	26.950	32.973	210.9	1:31:38.536
25	1:57.986	51.306	31.180	35.500	193.5	1:57:54.771	25	1:37.683	37.654	27.024	33.005	210.1	1:33:16.219
26	1:47.166	39.634	28.871	38.661	201.9	1:59:41.937	26	2:05.271	58.724	32.875	33.672	153.2	1:35:21.490
27	1:42.921	38.605	27.720	36.596	205.3	2:01:24.858	27	11:27.635 B	38.039	27.872	...	208.1	1:46:49.125
28	1:39.984	38.474	27.615	33.895	209.3	2:03:04.842	28	1:58.977	52.100	31.104	35.773	190.8	1:48:48.102
29	1:39.836	38.296	27.510	34.030	209.7	2:04:44.678							
30	1:40.796	38.935	27.746	34.115	209.7	2:06:25.474							
31	1:39.721	38.355	27.545	33.821	208.9	2:08:05.195							
32	20:29.667 B	41.961	38.413	...	132.7	2:28:34.862							
33	2:05.853	57.164	32.077	36.612	170.9	2:30:40.715							
34	1:42.831	39.423	28.610	34.798	201.5	2:32:23.546							
35	1:39.803	38.439	27.546	33.818	210.9	2:34:03.349							
36	1:39.158	38.220	27.383	33.555	209.3	2:35:42.507							
37	1:41.416	38.209	27.489	35.718	210.1	2:37:23.923							
38	1:39.505	38.367	27.635	33.503	209.7	2:39:03.428							
39	1:52.915	44.399	32.222	36.294	173.1	2:40:56.343							
40	1:40.368	38.445	27.434	34.489	210.1	2:42:36.711							

21 Victoria BLOKHINA							KGZ						
Drivex							Tatuus T-318						
1	18:43.486 B	2:46.562	35.562	...	196.4	18:43.486	1	18:43.486 B	2:46.562	35.562	...	196.4	18:43.486



Eurocup3

ROUND 7 - JEREZ


PREVIOUS TEST

Sector Analysis

_ Invalidated Lap							■ Personal Best	■ Session Best	B Crossing the pit lane							
Lap	Time	Sector 1	Sector 2	Sector 3	T.Sp	Elapsed	Lap	Time	Sector 1	Sector 2	Sector 3	T.Sp	Elapsed			
29	1:43.314	40.731	28.964	33.619	183.1	1:50:31.416	39	1:46.890	40.671	30.493	35.726	178.2	2:33:58.988			
30	1:38.246	37.981	27.218	33.047	210.1	1:52:09.662	40	1:38.959	38.470	27.386	33.103	209.7	2:35:37.947			
31	1:37.187	37.536	26.862	32.789	211.4	1:53:46.849	41	1:38.061	37.862	27.251	32.948	208.5	2:37:16.008			
32	1:37.331	37.603	26.861	32.867	209.7	1:55:24.180	42	1:37.875	37.892	27.025	32.958	211.8	2:38:53.883			
33	1:37.279	37.492	26.860	32.927	212.2	1:57:01.459	43	1:42.553	37.827	27.456	37.270	210.5	2:40:36.436			
34	35:28.272 B	38.916	27.397	...	210.5	2:32:29.731	44	1:38.287	37.915	27.196	33.176	210.9	2:42:14.723			
35	2:25.085 B	50.570	31.809	1:02.706	184.9	2:34:54.816	45	1:48.560	41.683	31.789	35.088	194.2	2:44:03.283			
36	2:28.967 B	58.937	29.877	1:00.153	204.9	2:37:23.783	46	1:38.168	37.978	27.107	33.083	208.9	2:45:41.451			
37	1:59.234	53.626	30.981	34.627	208.5	2:39:23.017	47	1:38.137	37.886	27.081	33.170	210.5	2:47:19.588			
38	1:38.962	38.169	27.352	33.441	208.1	2:41:01.979	48	2:07.273 B	41.322	31.788	54.163	199.3	2:49:26.861			
39	1:38.598	37.987	27.301	33.310	209.3	2:42:40.577	49	2:14.027 B	56.091	27.758	50.178	209.7	2:51:40.888			
40	1:38.585	38.033	27.311	33.241	208.5	2:44:19.162										
41	1:38.515	37.910	27.219	33.386	209.3	2:45:57.677										
42	1:38.822	38.146	27.284	33.392	210.9	2:47:36.499										
43	1:38.793	38.015	27.323	33.455	211.8	2:49:15.292										
44	1:38.461	37.939	27.141	33.381	209.7	2:50:53.753										
45	1:38.461	38.033	27.136	33.292	208.5	2:52:32.214										

24	Emerson FITTIPALDI						BRA
	MP Motorsport						Tatuus T-318
1	8:10.881	7:00.114	33.340	37.427	198.9	8:10.881	
2	1:53.265	42.618	30.094	40.553	188.8	10:04.146	
3	1:40.999	38.945	28.017	34.037	208.5	11:45.145	
4	1:39.756	38.270	27.586	33.900	210.5	13:24.901	
5	1:39.765	38.244	27.532	33.989	210.1	15:04.666	
6	1:39.711	38.845	27.438	33.428	211.4	16:44.377	
7	1:38.519	38.138	27.308	33.073	211.8	18:22.896	
8	1:38.592	37.854	27.507	33.231	213.9	20:01.488	
9	1:38.725	37.981	27.443	33.301	210.1	21:40.213	
10	1:38.838	37.961	27.395	33.482	210.9	23:19.051	
11	9:17.723 B	38.837	27.895	8:10.991	209.7	32:36.774	
12	1:53.071	48.184	29.257	35.630	201.1	34:29.845	
13	1:39.750	38.620	27.741	33.389	208.9	36:09.595	
14	1:39.173	38.218	27.531	33.424	208.9	37:48.768	
15	1:38.919	38.118	27.488	33.313	210.5	39:27.687	
16	1:39.006	38.103	27.436	33.467	210.5	41:06.693	
17	19:36.545 B	38.352	29.351	...	208.5	1:00:43.238	
18	1:59.345	51.651	31.357	36.337	181.5	1:02:42.583	
19	1:45.636	41.748	29.073	34.815	195.3	1:04:28.219	
20	1:38.645	38.148	27.327	33.170	209.7	1:06:06.864	
21	1:38.229	37.893	27.216	33.120	208.9	1:07:45.093	
22	1:37.980	37.788	27.083	33.109	210.5	1:09:23.073	
23	1:38.085	37.730	27.120	33.235	212.2	1:11:01.158	
24	1:51.801	43.990	31.812	35.999	191.5	1:12:52.959	
25	1:38.887	37.834	27.353	33.700	210.9	1:14:31.846	
26	1:38.388 B	37.933	27.274	...	209.3	1:25:40.234	
27	2:02.168	55.091	30.884	36.193	197.4	1:27:42.402	
28	1:49.597	42.253	31.567	35.777	201.5	1:29:31.999	
29	1:39.512	38.198	27.560	33.754	208.5	1:31:11.511	
30	1:38.240	37.913	27.199	33.128	210.1	1:32:49.751	
31	1:37.847	37.684	27.074	33.089	211.8	1:34:27.598	
32	1:38.165	37.911	27.137	33.117	210.1	1:36:05.763	
33	1:43.356	39.773	30.048	33.535	207.7	1:37:49.119	
34	1:38.109	37.860	27.114	33.135	210.5	1:39:27.228	
35	1:38.694	37.939	27.337	33.418	210.9	1:41:05.922	
36	1:38.448	37.942	27.270	33.236	209.7	1:42:44.370	
37	47:24.958 B	39.314	27.452	...	208.9	2:30:09.328	
38	2:02.770	53.681	31.935	37.154	173.9	2:32:12.098	

30	Theodor JENSEN						DNK
	Palou Motorsport						Tatuus T-318
1	2:30.024	1:15.357	34.485	40.182	198.5	2:30.024	
2	1:51.128	43.509	30.449	37.170	207.7	4:21.152	
3	1:45.454	41.745	28.804	34.905	213.0	6:06.606	
4	1:40.852	38.638	28.228	33.986	211.4	7:47.458	
5	2:18.501 B	47.102	35.712	55.687	168.5	10:05.959	
6	1:46.873	44.218	28.298	34.357	210.9	11:52.832	
7	1:40.266	38.761	27.874	33.631	209.3	13:33.098	
8	1:40.060	38.366	27.675	34.019	209.3	15:13.158	
9	1:40.084	38.526	27.747	33.811	210.1	16:53.242	
10	1:40.008	38.545	27.617	33.846	210.1	18:33.250	
11	1:39.844	38.317	27.669	33.858	209.7	20:13.094	
12	7:21.802 B	38.647	27.632	6:15.523	211.4	27:34.896	
13	1:49.085	45.336	28.067	35.682	210.1	29:23.981	
14	1:40.152	38.657	27.655	33.840	208.9	31:04.133	
15	1:39.612	38.354	27.727	33.531	208.5	32:43.745	
16	1:41.662	40.139	27.882	33.641	204.5	34:25.407	
17	1:39.578	38.486	27.496	33.596	208.9	36:04.985	
18	1:40.495	38.972	27.501	34.022	210.1	37:45.480	
19	1:40.051	38.398	27.919	33.734	210.1	39:25.531	
20	20:11.707 B	38.392	27.555	...	211.4	59:37.238	
21	2:01.268	52.729	32.012	36.527	169.3	1:01:38.506	
22	1:42.189	40.024	28.308	33.857	204.9	1:03:20.695	
23	1:39.709	38.631	27.574	33.504	205.7	1:05:00.404	
24	1:39.024	38.257	27.356	33.411	209.7	1:06:39.428	
25	1:38.850	38.102	27.317	33.431	208.9	1:08:18.278	
26	1:38.791	38.097	27.320	33.374	208.9	1:09:57.069	
27	1:53.666	44.184	34.286	35.196	163.9	1:11:50.735	
28	1:38.794	38.150	27.333	33.311	210.5	1:13:29.529	
29	1:43.903	38.140	28.262	37.501	209.3	1:15:13.432	
30	19:10.260 B	42.768	36.584	...	181.8	1:34:23.692	
31	1:57.382	48.356	33.659	35.367	208.1	1:36:21.074	
32	1:40.654	38.955	27.968	33.731	204.2	1:38:01.728	
33	1:43.816	38.580	27.632	37.604	207.7	1:39:45.544	
34	1:39.211	38.372	27.372	33.467	208.9	1:41:24.755	
35	1:39.004	38.352	27.332	33.320	209.3	1:43:03.759	
36	1:39.133	38.136	27.331	33.666	210.1	1:44:42.892	
37	1:50.299	46.182	30.554	33.563	180.9	1:46:33.191	
38	1:38.973	38.289	27.288	33.396	209.3	1:48:12.164	
39	1:39.162	38.257	27.302	33.603	208.9	1:49:51.326	
40	9:01.271 B	38.642	27.696	7:54.933	207.7	1:58:52.597	
41	1:56.478	49.036	31.696	35.746	201.9	2:00:49.075	
42	1:41.029	39.252	27.884	33.893	208.1	2:02:30.104	
43	1:39.336	38.363	27.485	33.488	207.3	2:04:09.440	
44	1:39.022	38.356	27.263	33.403	209.7	2:05:48.462	



Eurocup3

ROUND 7 - JEREZ

PREVIOUS TEST

Sector Analysis

— Invalidated Lap


■ Personal Best

■ Session Best

B Crossing the pit lane

Lap	Time	Sector 1	Sector 2	Sector 3	T.Sp	Elapsed	Lap	Time	Sector 1	Sector 2	Sector 3	T.Sp	Elapsed
45	1:38.693	38.127	27.248	33.318	209.7	2:07:27.155	46	1:39.292	38.181	27.531	33.580	208.9	2:51:22.247
46	1:38.472	37.963	27.124	33.385	209.3	2:09:05.627	47	1:39.449	38.224	27.528	33.697	208.1	2:53:01.696
47	1:39.192	38.287	27.286	33.619	209.7	2:10:44.819	43 Linus HELLBERG SWE						
48	1:51.347	45.263	32.318	33.766	186.2	2:12:36.166	DXR Tatuus T-318						
49	1:38.693	38.223	27.154	33.316	209.3	2:14:14.859	1	10:11.574 B	1:44.277	35.098	7:52.199	185.6	10:11.574
50	1:39.286	38.133	27.544	33.609	209.7	2:15:54.145	2	2:04.895	52.409	34.016	38.470	202.6	12:16.469
51	<u>31:06.207 B</u>	<u>38.324</u>	27.271	...	210.1	2:47:00.352	3	1:52.450	43.323	32.595	36.532	206.5	14:08.919
52	1:49.007	46.322	28.750	33.935	168.2	2:48:49.359	4	3:27.323 B	43.077	30.538	2:13.708	201.1	17:36.242
53	<u>1:41.454</u>	<u>38.611</u>	27.781	35.062	208.9	2:50:30.813	5	2:01.046	48.887	36.031	36.128	150.8	19:37.288
54	1:40.095	38.417	27.934	33.744	207.7	2:52:10.908	6	1:44.395	40.017	29.152	35.226	209.3	21:21.683
34 Georgi ZHURAVSKIY KGZ							7	<u>1:43.267</u>	<u>39.459</u>	28.908	34.900	210.9	23:04.950
MP Motorsport Tatuus T-318							8	1:47.247	42.193	29.210	35.844	189.1	24:52.197
1	5:44.590 B	1:59.124	34.782	3:10.684	196.4	5:44.590	9	<u>1:43.952</u>	<u>38.989</u>	29.964	34.999	209.3	26:36.149
2	1:58.367	49.934	32.629	35.804	192.9	7:42.957	10	1:47.163	42.677	29.075	35.411	195.7	28:23.312
3	1:46.531	41.905	29.759	34.867	193.5	9:29.488	11	1:42.322	38.850	28.334	35.138	212.2	30:05.634
4	1:41.984	39.352	28.524	34.108	210.1	11:11.472	12	1:41.459	39.004	28.144	34.311	210.9	31:47.093
5	1:40.611	38.767	28.088	33.756	211.4	12:52.083	13	<u>1:43.676</u>	<u>39.638</u>	29.464	34.574	193.9	33:30.769
6	1:39.985	38.446	27.823	33.716	211.4	14:32.068	14	1:41.271	38.954	28.285	34.032	210.1	35:12.040
7	1:40.417	38.750	27.804	33.863	211.4	16:12.485	15	1:41.368	38.715	28.539	34.114	209.3	36:53.408
8	1:39.969	38.477	27.818	33.674	209.7	17:52.454	16	7:59.890 B	40.453	28.584	6:50.853	210.1	44:53.298
9	1:40.096	38.432	27.790	33.874	209.7	19:32.550	17	1:55.166	50.186	30.142	34.838	134.5	46:48.464
10	1:39.505	38.204	27.671	33.630	209.7	21:12.055	18	1:41.292	38.805	27.980	34.507	208.9	48:29.756
11	15:21.882 B	38.231	27.718	...	207.7	36:33.937	19	1:40.918	38.822	27.820	34.276	211.8	50:10.674
12	1:51.817	48.424	28.682	34.711	207.3	38:25.754	20	1:40.835	38.624	27.860	34.351	212.2	51:51.509
13	1:43.221	41.288	27.842	34.091	209.3	40:08.975	21	47:01.663 B	38.529	211.8	1:38:53.172
14	1:40.118	38.523	27.733	33.862	209.3	41:49.093	22	2:03.808	53.267	33.852	36.689	180.3	1:40:56.980
15	1:40.041	38.591	27.642	33.808	209.3	43:29.134	23	1:45.367	42.382	28.675	34.310	207.7	1:42:42.347
16	1:40.183	38.326	27.749	34.108	211.4	45:09.317	24	1:44.751	41.072	29.685	33.994	128.0	1:44:27.098
17	1:48.594	39.339	30.976	38.279	209.3	46:57.911	25	1:40.753	38.489	27.910	34.354	210.5	1:46:07.851
18	1:39.486	38.297	27.655	33.534	209.3	48:37.397	26	1:40.518	38.620	27.800	34.098	210.5	1:47:48.369
19	1:39.210	38.275	27.501	33.434	210.5	50:16.607	27	<u>1:44.616</u>	<u>41.206</u>	29.399	34.011	168.0	1:49:32.985
20	<u>1:39.434</u>	<u>38.125</u>	27.294	34.015	210.9	51:56.041	28	1:41.065	<u>38.908</u>	28.004	34.153	212.2	1:51:14.050
21	33:05.811 B	38.543	28.412	...	209.3	1:25:01.852	29	2:11.432	1:04.826	31.492	35.114	114.4	1:53:25.482
22	1:58.836	50.645	30.041	38.150	203.4	1:27:00.688	30	<u>1:43.107</u>	<u>39.548</u>	29.135	34.424	173.1	1:55:08.589
23	1:46.312	40.195	30.611	35.506	180.9	1:28:47.000	31	1:40.401	<u>38.349</u>	27.643	34.409	212.2	1:56:48.990
24	1:39.475	38.126	27.734	33.615	211.4	1:30:26.475	32	1:40.230	38.418	27.768	34.044	213.4	1:58:29.220
25	1:38.665	37.943	27.434	33.288	210.9	1:32:05.140	33	12:44.137 B	41.255	29.239	...	185.6	2:11:13.357
26	<u>1:38.913</u>	<u>37.918</u>	27.671	33.324	210.5	1:33:44.053	34	1:49.270	46.404	28.515	34.351	201.5	2:13:02.627
27	1:38.928	38.094	27.392	33.442	210.5	1:35:22.981	35	<u>1:40.807</u>	<u>38.788</u>	27.882	34.137	206.1	2:14:43.434
28	<u>1:38.920</u>	<u>38.089</u>	27.505	33.326	211.8	1:37:01.901	36	1:40.601	<u>38.584</u>	27.993	34.024	208.9	2:16:24.035
29	1:38.552	37.918	27.394	33.240	209.7	1:38:40.453	37	23:01.731 B	38.607	28.858	...	210.5	2:39:25.766
30	9:24.232 B	38.379	27.604	8:18.249	209.3	1:48:04.685	38	2:04.859	56.142	31.724	36.993	190.1	2:41:30.625
31	2:00.643	51.804	32.765	36.074	191.8	1:50:05.328	39	<u>1:43.313</u>	<u>39.336</u>	28.642	35.335	205.7	2:43:13.938
32	1:42.344	39.842	28.469	34.033	200.0	1:51:47.672	40	1:40.891	38.982	27.962	33.947	208.9	2:44:54.829
33	1:38.761	38.131	27.312	33.318	208.1	1:53:26.433	41	<u>1:40.759</u>	<u>38.807</u>	27.884	34.068	207.7	2:46:35.588
34	1:41.106	38.486	28.063	34.557	208.5	1:55:07.539	42	<u>1:40.717</u>	<u>38.696</u>	27.833	34.188	206.9	2:48:16.305
35	1:39.256	37.999	27.319	33.938	211.4	1:56:46.795	43	1:50.576	47.446	29.045	34.085	191.5	2:50:06.881
36	1:38.796	38.038	27.252	33.506	209.3	1:58:25.591	44	<u>1:45.509</u>	<u>38.484</u>	28.146	38.879	209.3	2:51:52.390
37	1:39.234	37.877	27.245	34.112	210.1	2:00:04.825	45	<u>1:40.479</u>	<u>38.475</u>	27.909	34.095	211.4	2:53:32.869
38	1:38.925	38.054	27.293	33.578	208.5	2:01:43.750	44 Diego DE LA TORRE MEX						
39	1:42.600	39.380	28.099	35.121	208.5	2:03:26.350	Saintéloc Racing Tatuus T-318						
40	1:38.855	38.155	27.206	33.494	209.7	2:05:05.205	1	6:21.249	5:09.005	34.371	37.873	158.6	6:21.249
41	37:32.600 B	41.803	29.694	...	208.5	2:42:37.805	2	1:49.651	41.114	31.435	37.102	212.2	8:10.900
42	1:59.917	52.880	31.433	35.604	183.1	2:44:37.722	3	1:43.460	39.026	29.467	34.967	214.3	9:54.360
43	1:46.083	42.612	28.875	34.596	202.6	2:46:23.805	4	1:44.691	38.604	28.687	37.400	216.0	11:39.051
44	1:39.899	38.523	27.658	33.718	208.1	2:48:03.704							
45	1:39.251	38.160	27.566	33.525	208.5	2:49:42.955							





Eurocup3

ROUND 7 - JEREZ

PREVIOUS TEST


Sector Analysis

— Invalidated Lap ■ Personal Best ■ Session Best ■ Crossing the pit lane

Lap	Time	Sector 1	Sector 2	Sector 3	T.Sp	Elapsed	Lap	Time	Sector 1	Sector 2	Sector 3	T.Sp	Elapsed
5	1:47.563	38.377	31.860	37.326	216.9	13:26.614	10	1:41.724	39.028	28.293	34.403	210.9	23:34.560
6	1:39.882	38.488	27.931	33.463	213.4	15:06.496	11	1:41.968	39.012	28.126	34.830	210.5	25:16.528
7	1:40.915	38.396	28.073	34.446	216.4	16:47.411	12	1:41.432	38.824	28.311	34.297	211.8	26:57.960
8	1:39.439	38.285	27.732	33.422	214.7	18:26.850	13	1:26.458 B	38.789	28.172	...	211.4	39:34.418
9	1:39.112	37.993	27.673	33.446	213.9	20:05.962	14	2:01.378	52.475	31.852	37.051	201.1	41:35.796
10	8:59.978 B	38.483	28.139	7:53.356	216.0	29:05.940	15	1:51.140	42.566	31.243	37.331	207.3	43:26.936
11	2:01.155	48.604	34.122	38.429	203.4	31:07.095	16	1:42.102	39.147	28.268	34.687	209.3	45:09.038
12	1:45.415	41.309	29.919	34.187	121.9	32:52.510	17	1:41.958	39.012	28.328	34.618	210.5	46:50.996
13	1:40.709	39.017	27.859	33.833	211.4	34:33.219	18	1:41.021	38.649	28.123	34.249	211.8	48:32.017
14	1:39.473	38.321	27.749	33.403	213.4	36:12.692	19	1:40.955	38.617	27.959	34.379	215.1	50:12.972
15	1:39.011	38.067	27.526	33.418	214.7	37:51.703	20	1:41.342	38.694	28.020	34.628	211.4	51:54.314
16	1:38.931	38.053	27.452	33.426	213.9	39:30.634	21	1:41.682	38.970	28.339	34.373	212.2	53:35.996
17	1:39.022	38.015	27.477	33.530	212.6	41:09.656	22	8:04.098 B	38.593	32.397	6:53.108	212.2	1:01:40.094
18	1:44.951	40.244	30.810	33.897	203.4	42:54.607	23	1:50.818	47.135	28.840	34.843	206.9	1:03:30.912
19	<u>1:39.407</u>	<u>38.215</u>	27.524	33.668	212.2	44:34.014	24	1:41.415	38.745	28.095	34.575	211.4	1:05:12.327
20	37:53.180 B	41.428	33.145	...	159.1	1:22:27.194	25	1:40.676	38.522	28.017	34.137	212.6	1:06:53.003
21	1:57.858	50.638	31.135	36.085	178.8	1:24:25.052	26	1:41.014	38.504	28.165	34.345	210.9	1:08:34.017
22	1:43.530	39.930	29.632	33.968	150.4	1:26:08.582	27	1:41.361	38.657	28.036	34.668	212.2	1:10:15.378
23	1:40.117	38.817	27.713	33.587	213.9	1:27:48.699	28	1:40.902	38.651	27.954	34.297	212.2	1:11:56.280
24	1:39.486	38.495	27.632	33.359	210.5	1:29:28.185	29	1:40.919	38.653	28.025	34.241	213.4	1:13:37.199
25	1:39.126	38.176	27.536	33.414	213.0	1:31:07.311	30	31:56.223 B	38.657	28.117	...	210.9	1:45:33.422
26	1:43.922	38.311	27.621	37.990	214.3	1:32:51.233	31	1:51.361	47.903	28.998	34.460	206.9	1:47:24.783
27	1:39.478	38.406	27.620	33.452	213.4	1:34:30.711	32	1:41.220	38.850	27.984	34.386	210.1	1:49:06.003
28	1:45.601	39.633	31.864	34.104	202.2	1:36:16.312	33	1:41.524	38.987	28.157	34.380	206.9	1:50:47.527
29	1:39.162	38.417	27.367	33.378	211.8	1:37:55.474	34	1:41.764	38.996	28.242	34.526	206.9	1:52:29.291
30	1:44.821	41.304	29.682	33.835	208.5	1:39:40.295	35	1:41.647	39.032	28.192	34.423	207.7	1:54:10.938
31	1:39.188	38.465	27.372	33.351	212.2	1:41:19.483	36	8:39.580 B	38.787	27.992	7:32.801	209.3	2:02:50.518
32	1:39.073	38.114	27.618	33.341	211.8	1:42:58.556	37	2:02.300	52.232	32.208	37.860	155.2	2:04:52.818
33	1:38.975	38.189	27.330	33.456	213.9	1:44:37.531	38	1:42.374	39.534	28.531	34.309	206.9	2:06:35.192
34	38:40.451 B	38.844	28.088	...	213.4	2:23:17.982	39	1:40.652	38.593	28.069	33.990	210.9	2:08:15.844
35	1:51.623	46.721	30.711	34.191	201.9	2:25:09.605	40	1:41.465	38.528	28.390	34.547	211.8	2:09:57.309
36	1:40.453	38.819	28.121	33.513	205.7	2:26:50.058	41	1:40.676	38.627	27.913	34.136	211.4	2:11:37.985
37	<u>1:39.378</u>	38.404	27.666	33.308	208.1	2:28:29.436	42	1:41.227	38.797	28.085	34.345	208.9	2:13:19.212
38	1:43.687	42.145	27.933	33.609	210.1	2:30:13.123	43	1:40.576	38.580	27.969	34.027	207.7	2:14:59.788
39	<u>1:39.381</u>	38.407	27.688	33.286	207.7	2:31:52.504	44	1:40.543	38.608	27.930	34.005	209.7	2:16:40.331
40	<u>1:39.286</u>	38.337	27.522	33.427	210.1	2:33:31.790	45	9:41.358 B	38.591	28.358	8:34.409	210.1	2:26:21.689
41	1:38.926	38.279	27.346	33.301	210.9	2:35:10.716	46	1:50.647	47.087	28.823	34.737	205.7	2:28:12.336
42	6:41.131 B	38.896	28.346	5:33.889	207.3	2:41:51.847	47	1:40.826	38.772	27.833	34.221	208.9	2:29:53.162
43	1:54.690	48.918	30.113	35.659	201.5	2:43:46.537	48	1:42.563	38.855	28.225	35.483	205.3	2:31:35.725
44	1:44.475	39.115	30.628	34.732	208.1	2:45:31.012	49	1:40.926	38.755	27.822	34.349	210.9	2:33:16.651
45	1:39.368	38.346	27.603	33.419	210.1	2:47:10.380	50	1:40.593	38.523	27.852	34.218	210.5	2:34:57.244
46	<u>1:39.251</u>	38.134	27.542	33.575	210.5	2:48:49.631	51	1:40.751	38.527	28.152	34.072	209.7	2:36:37.995
47	1:47.870	45.691	28.278	33.901	207.7	2:50:37.501	52	1:40.404	38.440	27.814	34.150	210.1	2:38:18.399
48	1:38.896	38.175	27.361	33.360	210.1	2:52:16.397	53	7:37.086 B	38.821	27.854	6:30.411	210.5	2:45:55.485
49	6:34.215 B	38.251	27.399	5:28.565	208.1	2:58:50.612	54	2:01.093	54.998	30.387	35.708	200.0	2:47:56.578
50	1:46.761	44.142	28.612	34.007	201.5	3:00:37.373	55	1:41.263	39.122	27.771	34.370	208.5	2:49:37.841
							56	1:40.129	38.376	27.906	33.847	209.3	2:51:17.970
							57	1:40.215	38.402	27.951	33.862	207.7	2:52:58.185

48	Emil HELLBERG	SWE					
	DXR	Tatuus T-318					
	1	7:44.866 B	1:32.100	34.851	5:37.915	201.9	7:44.866
	2	2:05.831	54.191	32.448	39.192	202.6	9:50.697
	3	1:46.398	41.461	29.334	35.603	210.5	11:37.095
	4	1:44.409	39.946	29.083	35.380	210.9	13:21.504
	5	1:42.944	39.548	28.564	34.832	212.6	15:04.448
	6	1:43.283	39.885	28.370	35.028	213.0	16:47.731
	7	1:41.714	39.269	28.168	34.277	213.9	18:29.445
	8	1:41.497	38.888	28.164	34.445	212.2	20:10.942
9	1:41.894	38.965	28.518	34.411	212.2	21:52.836	

52	Jesse CARRASQUEDO	MEX					
	Campos Racing	Tatuus T-318					
	1	2:27.281	1:10.757	36.066	40.458	184.0	2:27.281
	2	1:54.360	44.793	31.403	38.164	204.9	4:21.641
	3	1:49.852	43.386	30.367	36.099	207.3	6:11.493
	4	1:52.042	44.810	29.990	37.242	197.4	8:03.535
	5	1:44.425	39.510	28.677	36.238	206.9	9:47.960
	6	1:40.898	38.898	28.049	33.951	207.3	11:28.858
	7	6:14.633 B	43.246	33.110	4:58.277	203.8	17:43.491



Eurocup3

ROUND 7 - JEREZ

PREVIOUS TEST

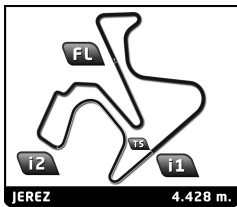
Sector Analysis

Lap	Time	Sector 1	Sector 2	Sector 3	T.Spud	Elapsed	Lap	Time	Sector 1	Sector 2	Sector 3	T.Spud	Elapsed
8	1:58.463	51.521	30.964	35.978	201.9	19:41.954	2	1:45.670	40.514	29.373	35.783	201.9	8:32.843
9	1:45.981	39.251	30.738	35.992	207.7	21:27.935	3	1:42.314	39.281	28.537	34.496	213.9	10:15.157
10	1:40.096	38.646	27.674	33.776	206.9	23:08.031	4	1:40.882	38.676	28.090	34.116	213.4	11:56.039
11	1:40.078	38.697	27.748	33.633	206.5	24:48.109	5	1:40.123	38.427	27.812	33.884	214.7	13:36.162
12	1:39.311	38.306	27.427	33.578	208.9	26:27.420	6	1:39.731	38.269	27.729	33.733	214.7	15:15.893
13	<u>1:39.120</u>	<u>38.200</u>	27.446	33.474	208.1	28:06.540	7	1:39.580	38.242	27.502	33.836	214.7	16:55.473
14	<u>1:38.976</u>	<u>38.045</u>	27.472	33.459	208.1	29:45.516	8	1:39.376	38.264	27.590	33.522	214.3	18:34.849
15	1:38.877	38.122	27.350	33.405	208.9	31:24.393	9	1:39.428	38.202	27.552	33.674	214.7	20:14.277
16	1:55.793	<u>40.712</u>	36.077	39.004	182.4	33:20.186	10	8:59.942 B	38.295	27.854	7:53.793	216.0	29:14.219
17	<u>1:38.959</u>	38.299	27.304	<u>33.356</u>	209.3	34:59.145	11	1:58.412	50.222	31.503	36.687	192.9	31:12.631
18	<u>1:38.555</u>	38.067	27.229	<u>33.259</u>	210.5	36:37.700	12	1:43.423	40.086	28.632	34.705	196.7	32:56.054
19	<u>45:10.899 B</u>	38.118	27.129	...	209.3	1:21:48.599	13	<u>1:39.537</u>	38.311	27.615	<u>33.611</u>	213.9	34:35.591
20	1:59.344	50.577	31.975	36.792	192.9	1:23:47.943	14	1:39.890	38.351	27.790	33.749	212.2	36:15.481
21	1:46.466	41.784	29.891	34.791	203.8	1:25:34.409	15	1:46.025	41.529	29.367	35.129	200.7	38:01.506
22	1:39.091	38.192	27.478	33.421	209.3	1:27:13.500	16	1:39.838	38.455	27.600	33.783	212.6	39:41.344
23	<u>1:38.617</u>	<u>37.960</u>	27.257	33.400	208.5	1:28:52.117	17	1:39.572	38.420	27.429	33.723	211.8	41:20.916
24	1:38.249	37.866	27.173	33.210	208.9	1:30:30.366	18	<u>1:39.540</u>	<u>38.221</u>	27.570	<u>33.749</u>	214.3	43:00.456
25	<u>1:38.103</u>	<u>37.793</u>	27.126	33.184	209.7	1:32:08.469	19	1:39.516	<u>38.213</u>	27.681	33.622	213.4	44:49.972
26	1:38.489	37.873	27.343	33.273	209.3	1:33:46.958	20	<u>37:06.483 B</u>	<u>38.392</u>	27.730	...	214.3	1:21:46.455
27	1:54.811	49.758	29.667	35.386	175.0	1:35:41.769	21	2:02.942	52.130	33.377	37.435	190.8	1:23:49.397
28	1:38.687	38.111	27.334	33.242	208.5	1:37:20.456	22	1:47.266	41.383	29.894	35.989	194.9	1:25:36.663
29	16:19.587 B	38.027	27.325	...	208.1	1:53:40.043	23	<u>1:39.596</u>	<u>38.399</u>	27.617	<u>33.580</u>	212.2	1:27:16.259
30	2:00.898	52.689	32.162	36.047	158.6	1:55:40.941	24	<u>1:38.787</u>	<u>37.986</u>	27.334	<u>33.467</u>	213.4	1:28:55.046
31	1:43.887	40.075	28.868	34.944	204.5	1:57:24.828	25	<u>1:38.598</u>	37.856	27.352	<u>33.390</u>	214.3	1:30:33.644
32	<u>1:40.601</u>	<u>39.023</u>	28.058	33.520	198.2	1:59:05.429	26	1:38.805	37.936	27.358	33.511	213.0	1:32:12.449
33	1:39.079	38.268	27.444	33.367	208.5	2:00:44.508	27	1:39.004	37.996	27.386	33.622	214.3	1:33:51.453
34	1:38.496	37.975	27.246	33.275	209.3	2:02:23.004	28	1:52.575	43.480	30.987	38.108	184.9	1:35:44.028
35	1:38.390	37.992	27.241	33.157	208.5	2:04:01.394	29	1:39.005	38.211	27.320	33.474	213.9	1:37:23.033
36	1:38.444	37.995	27.102	33.347	209.3	2:05:39.838	30	1:46.965	38.104	31.511	37.350	213.0	1:39:09.998
37	<u>1:38.354</u>	37.977	27.161	<u>33.216</u>	208.5	2:07:18.192	31	1:42.247	38.332	28.902	35.013	211.8	1:40:52.245
38	38:06.459 B	46.229	34.725	...	141.5	2:45:24.651	32	33:21.179 B	38.276	27.590	...	210.1	2:14:13.424
39	1:59.575	50.804	33.342	35.429	201.5	2:47:24.226	33	1:52.582	46.700	30.156	35.726	192.5	2:16:06.006
40	1:39.919	38.674	27.515	33.730	207.7	2:49:04.145	34	<u>5:17.865 B</u>	40.039	2:27.741	2:10.085	172.5	2:21:23.871
41	1:39.159	38.256	27.328	33.575	207.7	2:50:43.304	35	1:44.025	42.529	27.834	33.662	209.3	2:23:07.896
42	1:38.902	38.201	27.362	33.339	207.7	2:52:22.206	36	1:39.528	38.420	27.594	33.514	209.3	2:24:47.424

64	Joao DIAZ	COL				
	Drivex	Tatuus T-318				
1	25:53.908 B	1:19.312	33.185	...	142.3	25:53.908
2	33:48.321 B	48.052	30.067	...	168.5	59:42.229
3	1:25:12.551 B	46.740	30.761	...	203.0	2:24:54.780
4	4:37.127 B	45.151	28.937	3:23.039	201.5	2:29:31.907
5	1:46.565	43.613	28.408	34.544	204.2	2:31:18.472
6	1:41.106	38.922	28.003	34.181	206.5	2:32:59.578
7	1:40.518	38.539	27.866	34.113	208.5	2:34:40.096
8	1:40.614	38.677	27.912	34.025	208.5	2:36:20.710
9	1:40.806	38.530	27.697	34.579	209.7	2:38:01.516
10	1:40.439	38.414	27.916	34.109	209.3	2:39:41.955
11	1:40.551	38.652	27.868	34.031	207.3	2:41:22.506
12	5:55.888 B	38.807	27.832	4:49.249	209.3	2:47:18.394
13	1:50.215	46.964	28.603	34.648	203.0	2:49:08.609
14	1:40.863	38.946	27.932	33.985	206.9	2:50:49.472
15	1:40.144	38.547	27.772	33.825	208.1	2:52:29.616

69	James HEDLEY	GBR				
	Saintéloc Racing	Tatuus T-318				
1	6:47.173	5:37.259	32.257	37.657	192.9	6:47.173

77	Isaac BARASHI	GBR				
	GRS Team USA	Tatuus T-318				
1	2:11.064	1:02.226	31.721	37.117	199.6	2:11.064
2	6:28.669 B	40.074	29.689	5:18.906	206.9	8:39.733
3	1:47.604	44.869	28.680	34.055	203.0	10:27.337
4	1:41.489	38.888	28.871	33.730	209.3	12:08.826
5	1:39.806	38.460	27.754	33.592	208.9	13:48.632
6	1:39.621	38.329	27.741	33.551	209.3	15:28.253
7	1:39.086	38.140	27.473	33.473	209.3	17:07.339
8	1:38.918	38.163	27.468	33.287	211.4	18:46.257
9	1:39.165	38.173	27.529	33.463	208.1	20:25.422
10	1:39.174	38.141	27.375	33.658	210.5	22:04.596




Eurocup3 ROUND 7 - JEREZ PREVIOUS TEST

Sector Analysis

— Invalidated Lap **■** Personal Best **■** Session Best **B** Crossing the pit lane

Lap	Time	Sector 1	Sector 2	Sector 3	T.Sp	Elapsed	Lap	Time	Sector 1	Sector 2	Sector 3	T.Sp	Elapsed							
11	1:39.043	38.183	27.442	33.418	210.5	23:43.639	12	1:54.665	48.757	29.992	35.916	204.2	34:49.661							
12	11:38.059 B	39.062	28.824	...	211.8	35:21.698	13	1:46.202	43.210	29.146	33.846	200.4	36:35.863							
13	1:54.451	48.447	30.485	35.519	195.7	37:16.149	14	1:43.536	40.356	28.953	34.227	184.3	38:19.399							
14	1:41.520	39.329	28.298	33.893	205.7	38:57.669	15	1:39.733	38.554	27.412	33.767	208.9	39:59.132							
15	1:41.986	38.280	27.512	36.194	210.1	40:39.655	16	1:38.818	38.035	27.199	33.584	208.1	41:37.950							
16	<u>1:39.921</u>	<u>38.265</u>	27.465	<u>34.191</u>	208.9	42:19.576	17	1:38.598	38.060	27.277	33.261	210.9	43:16.548							
17	<u>1:39.106</u>	38.194	27.393	<u>33.519</u>	210.5	43:58.682	18	1:38.726	38.141	27.213	33.372	208.9	44:55.274							
18	1:47.135	44.782	28.777	33.576	147.3	45:45.817	19	<u>1:38.800</u>	<u>38.180</u>	27.188	33.432	210.1	46:34.074							
19	1:39.443	38.285	27.342	33.816	207.7	47:25.260	20	36:28.157 B	38.455	27.704	...	210.5	1:23:02.231							
20	1:39.315	38.103	27.680	33.532	208.5	49:04.575	21	2:10.639	56.001	32.618	42.020	197.8	1:25:12.870							
21	<u>1:38.955</u>	38.064	27.497	<u>33.394</u>	209.7	50:43.530	22	1:45.516	41.700	29.127	34.689	207.7	1:26:58.386							
22	1:38.926	38.204	27.365	33.357	209.3	52:22.456	23	<u>1:38.545</u>	<u>38.152</u>	27.176	33.217	211.4	1:28:36.931							
23	<u>1:39.022</u>	38.105	27.369	<u>33.548</u>	209.3	54:01.478	24	<u>1:38.329</u>	<u>37.923</u>	27.109	33.297	210.5	1:30:15.260							
24	31:55.699 B	40.595	31.966	...	206.9	1:25:57.177	25	1:38.408	37.933	27.273	33.202	210.9	1:31:53.668							
25	1:57.894	50.292	30.785	36.817	183.1	1:27:55.071	26	<u>1:38.259</u>	<u>38.012</u>	27.100	33.147	208.9	1:33:31.927							
26	1:43.739	39.559	29.690	34.490	204.9	1:29:38.810	27	1:38.131	37.916	27.113	33.102	210.9	1:35:10.058							
27	1:43.519	38.771	27.734	37.014	206.9	1:31:22.329	28	1:38.607	37.920	27.191	33.496	209.3	1:36:48.665							
28	1:39.669	38.371	27.611	33.687	206.1	1:33:01.998	29	29:39.862 B	38.174	27.314	...	210.1	2:06:28.527							
29	<u>1:39.765</u>	38.112	27.804	<u>33.849</u>	210.9	1:34:41.763	30	1:56.515	49.284	30.020	37.211	204.5	2:08:25.042							
30	12:16.581 B	39.086	29.688	...	210.1	1:46:58.344	31	1:41.909	39.898	28.046	33.965	210.1	2:10:06.951							
31	1:55.834	49.652	30.844	35.338	202.6	1:48:54.178	32	1:38.946	38.396	27.167	33.383	210.9	2:11:45.897							
32	1:40.980	38.871	28.141	33.968	204.5	1:50:35.158	33	1:38.779	38.053	27.178	33.548	212.2	2:13:24.676							
33	1:38.438	37.985	27.239	33.214	209.7	1:52:13.596	34	1:39.402	38.239	27.406	33.757	211.4	2:15:04.078							
34	1:38.569	37.965	27.295	33.309	210.1	1:53:52.165	35	1:41.943	39.765	27.989	34.189	206.5	2:16:46.021							
35	<u>1:38.536</u>	37.970	27.270	<u>33.296</u>	209.7	1:55:30.701	36	20:19.649 B	38.044	34.208	...	208.1	2:37:05.670							
36	1:38.620	37.819	27.407	33.394	210.1	1:57:09.321	37	2:10.277	53.557	34.233	42.487	198.2	2:39:15.947							
37	1:40.851	39.746	27.473	33.632	210.5	1:58:50.172	38	1:52.664	41.258	34.142	37.264	202.2	2:41:08.611							
38	1:38.539	37.987	27.328	33.224	209.3	2:00:28.711	39	1:38.887	38.365	27.282	33.240	209.3	2:42:47.498							
39	1:38.669	38.043	27.284	33.342	209.3	2:02:07.380	40	1:38.586	38.092	27.117	33.377	208.9	2:44:26.084							
40	1:42.925	39.403	29.694	33.828	207.7	2:03:50.305	41	<u>1:38.537</u>	<u>38.034</u>	27.251	33.252	208.9	2:46:04.621							
41	1:38.940	38.219	27.299	33.422	208.1	2:05:29.245	42	1:38.779	37.996	27.086	33.697	209.3	2:47:43.400							
42	28:48.918 B	39.706	29.001	...	207.7	2:34:18.163	43	1:39.071	38.303	27.280	33.488	209.7	2:49:22.471							
43	1:56.084	50.014	30.472	35.598	190.8	2:36:14.247	44	1:38.619	38.072	27.100	33.447	208.9	2:51:01.090							
44	1:40.438	38.873	27.941	33.624	207.7	2:37:54.685	45	<u>1:38.887</u>	<u>38.185</u>	27.197	33.505	209.3	2:52:39.977							
45	<u>1:38.725</u>	38.163	27.327	<u>33.235</u>	208.5	2:39:33.410	99 Daniel NOGALES ESP Saintéloc Racing Tatuus T-318 1 7:11.690 5:56.172 35.679 39.839 198.9 7:11.690 2 1:47.444 41.381 30.050 36.013 209.3 8:59.134 3 1:43.693 39.814 29.026 34.853 208.5 10:42.827 4 1:41.147 38.968 28.091 34.088 210.9 12:23.974 5 1:53.968 41.915 33.772 38.281 194.6 14:17.942 6 1:41.077 39.095 28.051 33.931 210.9 15:59.019 7 1:40.859 38.989 27.956 33.914 207.7 17:39.878 8 1:40.253 38.594 27.832 33.827 210.5 19:20.131 9 1:40.512 38.574 27.909 34.029 209.3 21:00.643 10 16:00.437 B 39.619 28.342 ... 212.6 37:01.080 11 1:54.635 48.227 30.607 35.801 204.9 38:55.715 12 1:41.055 39.168 28.096 33.791 208.9 40:36.770 13 1:41.290 39.095 28.161 34.034 204.2 42:18.060 14 1:40.169 38.604 27.765 33.800 210.5 43:58.229 15 <u>1:40.163</u> 38.548 27.779 <u>33.836</u> 210.1 45:38.392 16 1:40.139 38.444 27.755 33.940 209.7 47:18.531 17 37:48.056 B 39.252 30.530 ... 193.5 1:25:06.587 18 1:52.555 48.661 29.091 34.803 211.4 1:26:59.142 19 1:41.957 39.260 28.430 34.267 204.9 1:28:41.099 20 <u>1:41.269</u> 38.938 28.045 <u>34.286</u> 209.7 1:30:22.368 21 <u>45:55.097 B</u> 38.685 28.073 ... 209.3 2:16:17.465													
46	1:39.418	38.197	27.850	33.371	208.1	2:41:12.828														
47	<u>1:38.684</u>	38.031	27.336	<u>33.317</u>	209.7	2:42:51.512														
48	1:38.999	38.306	27.370	33.323	207.7	2:44:30.511														
49	1:38.807	38.016	27.350	33.441	208.1	2:46:09.318														
50	1:38.910	38.135	27.411	33.364	209.3	2:47:48.228														
51	1:45.625	41.400	30.516	33.709	207.3	2:49:33.853														
52	<u>1:38.931</u>	38.139	27.544	<u>33.248</u>	208.9	2:51:12.784														
53	1:41.490	38.761	28.703	34.026	202.2	2:52:54.274														
54	5:47.506 B	38.437	30.829	4:38.240	208.1	2:58:41.780														

84 Owen TANGAVELOU	VNM
MP Motorsport	Tatuus T-318
1 4:15.533 3:01.270 35.983 38.280 161.7 4:15.533	
2 1:46.981 41.866 29.837 35.278 198.2 6:02.514	
3 1:41.565 39.382 28.094 34.089 208.5 7:44.079	
4 1:39.431 38.361 27.611 33.459 211.4 9:23.510	
5 1:39.367 38.097 27.372 33.898 211.4 11:02.877	
6 1:38.605 37.929 27.274 33.402 210.9 12:41.482	
7 1:38.639 37.807 27.169 33.663 212.6 14:20.121	
8 1:40.832 37.975 27.484 35.373 212.6 16:00.953	
9 1:45.955 37.930 27.515 40.510 211.8 17:46.908	
10 1:39.140 38.261 27.380 33.499 210.1 19:26.048	
11 13:28.948 B 38.756 28.318 ... 210.1 32:54.996	



Eurocup3

ROUND 7 - JEREZ

PREVIOUS TEST

Sector Analysis

— Invalidated Lap ■ Personal Best ■ Session Best B Crossing the pit lane

Lap	Time	Sector 1	Sector 2	Sector 3	T.Spd	Elapsed	Lap	Time	Sector 1	Sector 2	Sector 3	T.Spd	Elapsed
22	5:43.524 B	47.365	28.486	4:27.673	208.5	2:22:00.989							
23	1:45.733	43.563	28.300	33.870	210.1	2:23:46.722							
24	1:40.713	38.781	28.022	33.910	209.3	2:25:27.435							
25	1:40.279	38.585	27.801	33.893	210.5	2:27:07.714							
26	8:12.895 B	38.767	28.071	7:06.057	209.7	2:35:20.609							
27	2:05.577	54.955	33.876	36.746	153.8	2:37:26.186							
28	1:45.366	41.809	29.670	33.887	180.6	2:39:11.552							
29	1:39.693	38.187	27.551	33.955	213.9	2:40:51.245							
30	1:39.998	38.587	27.626	33.785	211.4	2:42:31.243							
31	1:40.104	38.660	27.669	33.775	209.3	2:44:11.347							
32	1:40.751	38.715	27.779	34.257	208.5	2:45:52.098							
33	1:53.296	43.746	30.587	38.963	189.1	2:47:45.394							
34	1:40.294	38.728	27.598	33.968	209.7	2:49:25.688							
35	1:40.230	38.597	27.733	33.900	209.3	2:51:05.918							