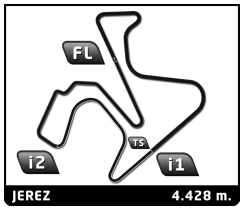

Eurocup3
ROUND 7 - JEREZ
FREE PRACTICE

Sector Analysis

__ Invalidated Lap Personal Best Session Best **B** Crossing the pit lane

2 Noah LISLE — GBR
Campos Racing — Tatuus T-318

Lap	Time	Sector 1	Sector 2	Sector 3	T.Spd	Elapsed
1	2:25.763	1:13.935	33.093	38.735	156.7	2:25.763
2	1:49.710	42.385	31.154	36.171	156.5	4:15.473
3	1:46.116	40.541	30.172	35.403	135.2	6:01.589
4	1:41.425	39.024	28.290	34.111	208.5	7:43.014
5	1:49.680	43.254	30.872	35.554	205.3	9:32.694
6	6:55.984 **B**	38.597	30.155	5:47.232	208.9	16:28.678
7	1:56.690	49.475	30.907	36.308	205.7	18:25.368
8	1:41.745	39.068	28.013	34.664	210.1	20:07.113
9	1:39.035	38.142	27.385	33.508	211.4	21:46.148
10	1:38.738	38.019	27.252	33.467	210.1	23:24.886
11	1:38.481	37.917	27.171	33.393	211.8	25:03.367
12	1:38.818	37.992	27.243	33.583	211.4	26:42.185
13	1:38.689	38.027	27.303	33.359	212.2	28:20.874
14	7:00.066 **B**	43.262	40.545	5:36.259	171.2	35:20.940
15	1:54.583	45.592	28.533	40.458	210.5	37:15.523
16	1:41.348	38.894	27.476	34.978	212.2	38:56.871
17	1:38.660	38.014	27.233	33.413	210.9	40:35.531

3 Javier SAGRERA — ESP
MP Motorsport — Tatuus T-318

Lap	Time	Sector 1	Sector 2	Sector 3	T.Spd	Elapsed
1	2:15.066	1:05.498	32.343	37.225	180.9	2:15.066
2	2:03.093 **B**	42.190	30.521	50.382	164.4	4:18.159
3	1:59.182	57.666	27.934	33.582	210.1	6:17.341
4	1:38.411	37.921	27.183	33.307	213.0	7:55.752
5	1:41.333	38.631	28.838	33.864	201.5	9:37.085
6	9:10.800 **B**	37.870	31.363	8:01.567	212.2	18:47.885
7	2:01.134	53.533	31.307	36.294	203.4	20:49.019
8	1:45.367	40.691	30.208	34.468	209.7	22:34.386
9	1:44.405	38.227	28.678	37.500	213.0	24:18.791
10	1:37.898	37.742	27.042	33.114	213.0	25:56.689
11	1:41.292	37.602	27.115	36.575	216.0	27:37.981
12	7:34.242 **B**	37.588	27.092	6:29.562	213.9	35:12.223
13	1:54.003	44.762	30.086	39.155	206.9	37:06.226
14	1:38.354	37.901	27.062	33.391	212.6	38:44.580
15	1:38.040	37.678	27.187	33.175	213.0	40:22.620

5 Valentin KLUSS — DEU
Campos Racing — Tatuus T-318

Lap	Time	Sector 1	Sector 2	Sector 3	T.Spd	Elapsed
1	2:32.687 **B**	1:06.012	30.975	55.700	201.1	2:32.687
2	2:15.296	59.321	37.146	38.829	158.8	4:47.983
3	1:55.531	45.056	32.102	38.373	160.2	6:43.514
4	1:55.728	45.029	33.817	36.882	183.7	8:39.242
5	1:51.033	42.799	32.479	35.755	164.1	10:30.275
6	8:57.037 **B**	50.499	36.497	7:30.041	160.5	19:27.312
7	1:58.905	49.494	32.334	37.077	199.3	21:26.217
8	1:43.989	40.701	28.808	34.480	204.5	23:10.206
9	1:38.694	38.142	27.294	33.258	210.5	24:48.900
10	1:38.441	37.921	27.222	33.298	211.4	26:27.341
11	1:38.344	37.866	27.214	33.264	212.2	28:05.685
12	7:11.517 **B**	37.853	30.289	6:03.375	211.4	35:17.202
13	1:54.778	44.746	29.122	40.910	212.2	37:11.980
14	1:38.511	37.958	27.204	33.349	212.2	38:50.491
15	1:38.430	37.875	27.092	33.463	211.8	40:28.921

6 Bruno DEL PINO — ESP
MP Motorsport — Tatuus T-318

Lap	Time	Sector 1	Sector 2	Sector 3	T.Spd	Elapsed
1	2:50.910	1:40.333	32.797	37.780	177.9	2:50.910
2	2:08.408 **B**	43.045	31.476	53.887	198.5	4:59.318
3	2:22.163 **B**	1:02.924	30.184	49.055	189.8	7:21.481
4	1:58.642	54.624	29.398	34.620	209.7	9:20.123
5	6:53.848 **B**	37.948	28.069	5:47.831	211.4	16:13.971
6	1:47.863	46.125	28.219	33.519	187.5	18:01.834
7	1:38.795	38.128	27.288	33.379	209.7	19:40.629
8	1:37.976	37.891	27.122	32.963	212.2	21:18.605
9	4:56.351 **B**	37.697	27.304	3:51.350	213.4	26:14.956
10	2:00.712	52.568	31.581	36.563	174.2	28:15.668
11	6:55.807 **B**	40.532	36.869	5:38.406	177.3	35:11.475
12	1:51.764	44.528	28.854	38.382	205.3	37:03.239
13	1:38.464	38.017	27.246	33.201	212.2	38:41.703
14	1:37.747	37.699	26.972	33.076	211.4	40:19.450

7 Michael BELOV
Drivex — Tatuus T-318

Lap	Time	Sector 1	Sector 2	Sector 3	T.Spd	Elapsed
1	2:47.622	1:36.408	32.913	38.301	183.7	2:47.622
2	1:47.651	42.774	30.082	34.795	196.7	4:35.273
3	1:38.943	38.185	27.397	33.361	209.7	6:14.216
4	1:38.473	37.853	27.122	33.498	210.9	7:52.689
5	1:54.328	44.473	34.187	35.668	180.9	9:47.017
6	11:57.229 **B**	38.050	32.189	...	211.8	21:44.246
7	2:10.227	55.147	33.827	41.253	186.2	23:54.473
8	2:00.673	46.830	35.542	38.301	197.4	25:55.146
9	1:38.732	38.151	27.372	33.209	212.2	27:33.878
10	8:06.183 **B**	37.878	27.310	7:00.995	211.4	35:40.061
11	1:54.011	45.290	28.630	40.091	206.9	37:34.072
12	1:38.427	37.830	27.266	33.331	209.3	39:12.499
13	1:38.053	37.786	27.124	33.143	209.7	40:50.552

9 Nikola TSOLOV — BGR
GRS Team USA — Tatuus T-318

Lap	Time	Sector 1	Sector 2	Sector 3	T.Spd	Elapsed
1	2:54.918	1:45.310	31.440	38.168	197.8	2:54.918
2	1:49.471	41.979	30.836	36.656	170.3	4:44.389
3	1:39.685	38.522	27.571	33.592	208.9	6:24.074
4	1:38.938	38.235	27.358	33.345	208.5	8:03.012
5	1:38.646	38.056	27.295	33.295	211.4	9:41.658
6	6:28.256 **B**	38.397	31.688	5:18.171	210.5	16:09.914
7	2:02.061	53.664	31.733	36.664	178.8	18:11.975
8	1:48.176	42.364	30.014	35.798	182.4	20:00.151
9	1:38.018	37.891	27.107	33.020	211.4	21:38.169
10	1:43.328	37.676	27.118	38.534	212.6	23:21.497
11	1:37.529	37.587	26.963	32.979	212.2	24:59.026
12	1:46.214	37.691	28.666	39.857	213.4	26:45.240
13	1:37.744	37.644	27.141	32.959	211.8	28:22.984
14	6:42.449 **B**	37.641	43.510	5:21.298	210.1	35:05.433
15	1:51.884	47.488	29.112	35.284	204.2	36:57.317
16	1:37.823	37.659	27.056	33.108	211.8	38:35.140
17	1:37.849	37.671	27.144	33.034	212.2	40:12.989

10 Luciano MORANO — FRA
Palou Motorsport — Tatuus T-318

Lap	Time	Sector 1	Sector 2	Sector 3	T.Spd	Elapsed
1	2:23.887	1:16.026	31.495	36.366	202.2	2:23.887

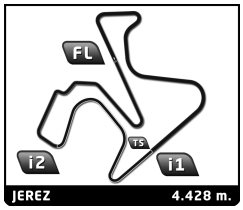

Eurocup3
ROUND 7 - JEREZ
FREE PRACTICE

Sector Analysis

__ Invalidated Lap Personal Best Session Best **B** Crossing the pit lane

Lap	Time	Sector 1	Sector 2	Sector 3	T.Spd	Elapsed
2	1:44.833	39.255	28.386	37.192	211.8	4:08.720
3	1:40.162	38.511	27.607	34.044	211.8	5:48.882
4	1:41.624	39.358	27.698	34.568	209.3	7:30.506
5	1:39.226	38.013	27.571	33.642	211.8	9:09.732
6	8:11.176 **B**	37.834	27.408	7:05.934	213.4	17:20.908
7	1:50.587	46.273	29.413	34.901	204.9	19:11.495
8	1:40.833	38.794	27.900	34.139	210.1	20:52.328
9	1:39.690	38.606	27.608	33.476	210.5	22:32.018
10	1:38.689	38.002	27.224	33.463	211.8	24:10.707
11	1:38.332	37.818	27.223	33.291	212.2	25:49.039
12	1:38.405	37.972	27.260	33.173	211.8	27:27.444

12 Alexander ABKHAZAVA — KAZ
Saintéloc Racing — Tatuus T-318

Lap	Time	Sector 1	Sector 2	Sector 3	T.Spd	Elapsed
1	2:21.329	1:14.704	30.030	36.595	194.9	2:21.329
2	1:45.015	39.462	29.045	36.508	210.9	4:06.344
3	1:39.756	38.498	27.785	33.473	208.5	5:46.100
4	1:39.123	38.165	27.574	33.384	210.9	7:25.223
5	1:39.171	38.247	27.489	33.435	211.8	9:04.394
6	11:36.742 **B**	38.133	27.531	...	211.4	20:41.136
7	1:51.290	46.574	28.733	35.983	201.9	22:32.426
8	1:41.024	38.951	27.712	34.361	210.1	24:13.450
9	1:38.281	37.895	27.159	33.227	212.2	25:51.731
10	1:38.395	37.841	27.246	33.308	212.2	27:30.126
11	1:39.680	37.923	27.346	34.411	211.8	29:09.806
12	6:13.779 **B**	51.228	36.219	4:46.332	158.1	35:23.585
13	1:56.929	45.989	27.687	43.253	206.1	37:20.514
14	1:39.112	38.029	27.210	33.873	211.4	38:59.626

16 Michael SHIN — KOR
Campos Racing — Tatuus T-318

Lap	Time	Sector 1	Sector 2	Sector 3	T.Spd	Elapsed
1	2:38.467 **B**	1:07.499	31.942	59.026	194.2	2:38.467
2	2:06.596	1:00.269	29.626	36.701	203.8	4:45.063
3	1:42.372	39.306	28.051	35.015	210.5	6:27.435
4	1:39.122	38.240	27.361	33.521	210.9	8:06.557
5	2:02.778	46.439	36.196	40.143	149.2	10:09.335
6	8:43.945 **B**	41.848	37.474	7:24.623	168.2	18:53.280
7	1:58.951	52.796	30.308	35.847	194.2	20:52.231
8	1:43.757	40.108	28.611	35.038	209.3	22:35.988
9	1:45.837	38.488	27.958	39.391	212.2	24:21.825
10	1:38.331	37.974	27.138	33.219	211.8	26:00.156
11	1:38.280	37.819	27.108	33.353	211.8	27:38.436
12	7:39.378 **B**	39.811	28.424	6:31.143	210.5	35:17.814
13	1:57.773	44.689	29.549	43.535	206.9	37:15.587
14	1:39.293	38.088	27.265	33.940	210.1	38:54.880
15	1:38.095	37.758	27.114	33.223	210.9	40:32.975

18 Garrett BERRY — GBR
Palou Motorsport — Tatuus T-318

Lap	Time	Sector 1	Sector 2	Sector 3	T.Spd	Elapsed
1	2:22.317	1:14.257	32.404	35.656	159.5	2:22.317
2	1:45.288	39.360	28.691	37.237	208.1	4:07.605
3	1:41.156	38.827	27.851	34.478	210.1	5:48.761
4	1:47.429	39.439	31.591	36.399	209.7	7:36.190
5	1:39.816	38.601	27.533	33.682	207.7	9:16.006
6	7:02.139 **B**	38.356	27.642	5:56.141	210.9	16:18.145
7	1:55.009	47.431	30.203	37.375	203.0	18:13.154
8	1:41.672	39.757	27.851	34.064	209.3	19:54.826
9	1:41.695	38.317	29.289	34.089	208.9	21:36.521
10	1:39.149	38.184	27.418	33.547	208.9	23:15.670
11	1:39.667	38.288	27.736	33.643	206.9	24:55.337
12	1:39.010	38.202	27.327	33.481	209.3	26:34.347
13	1:39.262	38.121	27.482	33.659	210.1	28:13.609
14	7:19.016 **B**	38.164	33.548	6:07.304	210.5	35:32.625
15	1:52.750	43.413	29.323	40.014	203.0	37:25.375
16	1:39.536	38.282	27.544	33.710	208.5	39:04.911
17	1:39.708	38.624	27.444	33.640	205.7	40:44.619

20 Gaspard LE GALLAIS — CHE
Drivex — Tatuus T-318

Lap	Time	Sector 1	Sector 2	Sector 3	T.Spd	Elapsed
1	3:08.764	1:59.526	32.288	36.950	193.9	3:08.764
2	1:47.730	41.308	30.622	35.800	197.4	4:56.494
3	1:41.432	39.133	28.325	33.974	207.7	6:37.926
4	1:40.058	38.688	27.728	33.642	208.9	8:17.984
5	1:39.608	38.249	27.692	33.667	210.1	9:57.592
6	8:30.804 **B**	39.908	33.794	7:17.102	180.9	18:28.396
7	2:02.394	53.434	32.734	36.226	166.2	20:30.790
8	1:42.968	39.165	28.689	35.114	205.3	22:13.758
9	1:38.968	38.192	27.448	33.328	209.7	23:52.726
10	11:09.005 **B**	39.365	28.454	...	208.9	35:01.731
11	1:48.591	45.029	28.590	34.972	204.5	36:50.322
12	1:39.136	38.156	27.460	33.520	209.7	38:29.458
13	1:39.046	38.057	27.491	33.498	209.3	40:08.504

21 Victoria BLOKHINA — KGZ
Drivex — Tatuus T-318

Lap	Time	Sector 1	Sector 2	Sector 3	T.Spd	Elapsed
1	2:55.420	1:39.182	35.512	40.726	200.0	2:55.420
2	1:54.132	44.432	31.566	38.134	195.3	4:49.552
3	1:43.369	40.244	28.600	34.525	210.5	6:32.921
4	1:40.931	38.894	28.104	33.933	210.9	8:13.852
5	1:40.570	38.699	27.900	33.971	210.5	9:54.422
6	6:46.676 **B**	41.589	34.100	5:30.987	204.2	16:41.098
7	1:48.249	44.309	28.972	34.968	206.1	18:29.347
8	1:40.799	38.766	28.093	33.940	208.5	20:10.146
9	1:40.298	38.497	27.942	33.859	212.2	21:50.444
10	5:12.430 **B**	38.501	27.909	4:06.020	210.1	27:02.874
11	2:08.994	55.788	32.380	40.826	202.2	29:11.868
12	6:29.190 **B**	49.836	36.117	5:03.237	159.1	35:41.058
13	1:55.221	46.650	29.046	39.525	206.9	37:36.279
14	1:40.767	38.934	27.935	33.898	208.9	39:17.046
15	1:40.144	38.446	27.843	33.855	206.5	40:57.190

23 Christian HO — SGP
Campos Racing — Tatuus T-318

Lap	Time	Sector 1	Sector 2	Sector 3	T.Spd	Elapsed
1	2:46.242 **B**	1:12.350	31.470	1:02.422	191.5	2:46.242
2	2:31.304 **B**	1:01.767	31.137	58.400	190.5	5:17.546
3	2:21.126	1:09.488	36.362	35.276	157.7	7:38.672
4	1:38.970	38.132	27.489	33.349	212.6	9:17.642
5	10:08.030 **B**	48.185	33.776	8:46.069	198.9	19:25.672
6	1:59.837	50.113	32.592	37.132	190.8	21:25.509
7	1:43.001	40.727	28.385	33.889	196.7	23:08.510
8	1:38.085	37.891	27.039	33.155	211.4	24:46.595
9	1:37.417	37.569	26.903	32.945	211.8	26:24.012
10	1:37.608	37.665	26.898	33.045	212.2	28:01.620
11	8:06.450 **B**	37.548	29.269	6:59.633	213.4	36:08.070

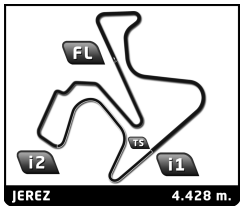

Eurocup3
ROUND 7 - JEREZ
FREE PRACTICE

Sector Analysis

__ Invalidated Lap Personal Best Session Best **B** Crossing the pit lane

24 Emerson FITTIPALDI — BRA
MP Motorsport — Tatuus T-318

Lap	Time	Sector 1	Sector 2	Sector 3	T.Spd	Elapsed
1	2:49.867	1:37.863	33.330	38.674	191.2	2:49.867
2	2:06.937 B	43.016	31.352	52.569	205.7	4:56.804
3	2:17.535 B	56.516	29.700	51.319	206.5	7:14.339
4	1:58.890	52.958	28.540	37.392	208.1	9:13.229
5	7:38.239 B	38.627	28.129	6:31.483	208.5	16:51.468
6	2:05.810	56.393	32.986	36.431	181.5	18:57.278
7	1:45.343	41.429	29.352	34.562	184.9	20:42.621
8	1:40.130	38.231	27.493	34.406	210.9	22:22.751
9	1:38.247	37.686	27.190	33.371	211.4	24:00.998
10	1:38.224	37.880	27.106	33.238	211.4	25:39.222
11	1:38.033	37.716	27.177	33.140	213.0	27:17.255
12	1:38.058	37.782	27.198	33.078	211.8	28:55.313
13	6:19.997 B	44.880	31.525	5:03.592	191.2	35:15.310
14	1:55.478	45.944	28.383	41.151	209.3	37:10.788
15	1:38.242	37.835	27.211	33.196	213.4	38:49.030
16	1:38.132	37.736	27.109	33.287	213.0	40:27.162

30 Theodor JENSEN — DNK
Palou Motorsport — Tatuus T-318

Lap	Time	Sector 1	Sector 2	Sector 3	T.Spd	Elapsed
1	2:21.029	1:13.914	30.473	36.642	198.5	2:21.029
2	1:43.338	39.377	28.059	35.902	208.9	4:04.367
3	1:39.380	38.420	27.438	33.522	209.7	5:43.747
4	1:39.383	38.305	27.532	33.546	210.1	7:23.130
5	1:38.961	38.181	27.331	33.449	211.4	9:02.091
6	7:14.755 B	38.127	27.406	6:09.222	212.6	16:16.846
7	2:12.472 B	52.100	27.801	52.571	210.9	18:29.318
8	3:55.770 B	52.126	27.562	2:36.082	209.7	22:25.088
9	1:58.055	53.561	29.057	35.437	203.8	24:23.143
10	1:43.160	39.484	28.374	35.302	193.9	26:06.303
11	1:38.928	38.173	27.432	33.323	210.5	27:45.231
12	7:37.426 B	37.937	27.219	6:32.270	211.8	35:22.657
13	1:53.986	45.771	27.450	40.765	212.6	37:16.643
14	1:42.637	39.052	27.959	35.626	211.8	38:59.280
15	1:38.563	38.025	27.204	33.334	211.8	40:37.843

34 Georgi ZHURAVSKIY — KGZ
MP Motorsport — Tatuus T-318

Lap	Time	Sector 1	Sector 2	Sector 3	T.Spd	Elapsed
1	2:53.657	1:42.318	32.911	38.428	176.8	2:53.657
2	2:08.313 B	41.941	30.789	55.583	200.0	5:01.970
3	2:31.564	1:21.405	31.887	38.272	172.2	7:33.534
4	1:40.757	38.747	27.985	34.025	208.5	9:14.291
5	8:13.296 B	38.458	27.991	7:06.847	211.4	17:27.587
6	2:00.347	52.123	32.748	35.476	170.6	19:27.934
7	1:47.808	39.772	30.255	37.781	165.4	21:15.742
8	1:39.554	38.461	27.412	33.681	211.8	22:55.296
9	1:38.927	38.070	27.349	33.508	213.0	24:34.223
10	1:39.062	38.049	27.356	33.657	211.8	26:13.285
11	1:38.830	37.831	27.409	33.590	212.6	27:52.115
12	7:24.014 B	38.038	27.693	6:18.283	212.6	35:16.129
13	1:56.989	45.580	28.332	43.077	212.2	37:13.118
14	1:39.299	38.291	27.291	33.717	211.4	38:52.417
15	1:38.921	37.950	27.300	33.671	211.8	40:31.338

43 Linus HELLBERG — SWE
DXR — Tatuus T-318

Lap	Time	Sector 1	Sector 2	Sector 3	T.Spd	Elapsed
1	2:41.003	1:31.338	31.973	37.692	146.1	2:41.003
2	1:43.749	40.295	28.890	34.564	207.3	4:24.752
3	1:41.208	38.826	27.897	34.485	210.1	6:05.960
4	1:40.443	38.551	27.742	34.150	210.1	7:46.403
5	10:57.663 B	43.673	29.821	9:44.169	197.8	18:44.066
6	2:09.732	55.163	34.089	40.480	155.6	20:53.798
7	1:42.562	39.146	28.435	34.981	210.5	22:36.360
8	1:45.470	39.107	27.644	38.719	213.0	24:21.830
9	1:40.631	39.001	27.714	33.916	211.4	26:02.461
10	1:39.611	38.322	27.622	33.667	212.2	27:42.072
11	7:57.289 B	38.247	27.982	6:51.060	212.2	35:39.361
12	2:14.156 B	51.539	31.667	50.950	188.5	37:53.517
13	1:55.000	53.392	27.740	33.868	210.5	39:48.517
14	1:39.846	38.412	27.573	33.861	210.5	41:28.363

44 Diego DE LA TORRE — MEX
Saintéloc Racing — Tatuus T-318

Lap	Time	Sector 1	Sector 2	Sector 3	T.Spd	Elapsed
1	2:47.791 B	1:16.834	31.412	59.545	202.6	2:47.791
2	2:15.452	1:08.412	30.055	36.985	178.5	5:03.243
3	1:40.866	39.040	28.042	33.784	205.7	6:44.109
4	1:39.622	38.473	27.597	33.552	208.5	8:23.731
5	1:39.399	38.219	27.715	33.465	208.9	10:03.130
6	8:52.862 B	39.552	30.503	7:42.807	181.8	18:55.992
7	2:00.331	51.225	32.780	36.326	167.2	20:56.323
8	1:46.538	40.667	30.421	35.450	175.0	22:42.861
9	1:45.409	38.540	27.773	39.096	209.7	24:28.270
10	1:38.869	38.035	27.484	33.350	210.1	26:07.139
11	1:38.950	38.112	27.544	33.294	211.4	27:46.089
12	7:41.649 B	39.160	29.532	6:32.957	210.1	35:27.738
13	1:59.989	45.798	28.295	45.896	204.2	37:27.727
14	1:38.746	38.083	27.365	33.298	209.3	39:06.473

48 Emil HELLBERG — SWE
DXR — Tatuus T-318

Lap	Time	Sector 1	Sector 2	Sector 3	T.Spd	Elapsed
1	2:32.056	1:24.309	31.181	36.566	201.5	2:32.056
2	1:44.523	39.769	29.942	34.812	209.7	4:16.579
3	1:41.535	39.232	28.205	34.098	210.5	5:58.114
4	1:41.310	38.628	28.292	34.390	208.1	7:39.424
5	1:41.480	38.824	28.273	34.383	211.8	9:20.904
6	7:18.529 B	38.557	28.277	6:11.695	210.9	16:39.433
7	1:47.667	44.331	28.614	34.722	206.1	18:27.100
8	1:40.929	38.765	28.045	34.119	210.1	20:08.029
9	1:40.639	38.492	27.996	34.151	211.8	21:48.668
10	4:17.323 B	38.711	28.395	3:10.217	208.1	26:05.991
11	2:11.724	54.611	35.281	41.832	140.8	28:17.715
12	7:12.452 B	39.752	36.682	5:56.018	204.2	35:30.167
13	1:58.710	44.911	28.726	45.073	206.5	37:28.877
14	1:40.754	38.735	28.004	34.015	209.3	39:09.631
15	1:40.752	38.239	28.129	34.384	211.8	40:50.383

52 Jesse CARRASQUEDO — MEX
Campos Racing — Tatuus T-318

Lap	Time	Sector 1	Sector 2	Sector 3	T.Spd	Elapsed
1	3:14.023	2:05.586	31.510	36.927	203.8	3:14.023

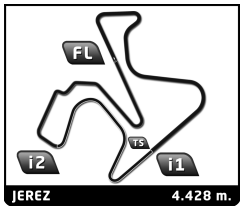

Eurocup3
ROUND 7 - JEREZ
FREE PRACTICE

Sector Analysis

__ Invalidated Lap Personal Best Session Best **B** Crossing the pit lane

Lap	Time	Sector 1	Sector 2	Sector 3	T.Spd	Elapsed
2	1:46.582	40.286	30.618	35.678	206.1	5:00.605
3	1:40.658	38.794	27.766	34.098	208.9	6:41.263
4	2:05.529	50.236	37.009	38.284	173.9	8:46.792
5	1:39.717	38.590	27.586	33.541	208.9	10:26.509
6	6:04.157 **B**	50.390	38.468	4:35.299	186.2	16:30.666
7	2:09.200 **B**	47.567	29.138	52.495	204.9	18:39.866
8	3:56.645 **B**	59.688	29.630	2:27.327	204.2	22:36.511
9	1:57.164	50.284	30.538	36.342	201.9	24:33.675
10	1:44.636	41.492	28.953	34.191	191.2	26:18.311
11	1:38.599	38.157	27.213	33.229	209.7	27:56.910
12	7:21.861 **B**	37.945	27.345	6:16.571	210.5	35:18.771
13	1:57.556	45.465	29.060	43.031	207.7	37:16.327
14	1:41.867	38.518	27.885	35.464	210.1	38:58.194
15	1:38.344	37.928	27.087	33.329	211.4	40:36.538

64 Joao DIAZ — COL
Drivex — Tatuus T-318

Lap	Time	Sector 1	Sector 2	Sector 3	T.Spd	Elapsed
1	2:27.265	1:18.662	31.230	37.373	203.0	2:27.265
2	1:42.887	40.619	28.110	34.158	206.5	4:10.152
3	1:40.249	38.876	27.697	33.676	206.5	5:50.401
4	1:40.569	38.568	27.674	34.327	210.9	7:30.970
5	1:39.901	38.585	27.673	33.643	210.9	9:10.871

69 James HEDLEY — GBR
Saintéloc Racing — Tatuus T-318

Lap	Time	Sector 1	Sector 2	Sector 3	T.Spd	Elapsed
1	2:58.527 **B**	1:17.998	31.363	1:09.166	196.7	2:58.527
2	2:14.188	1:10.133	29.804	34.251	197.1	5:12.715
3	1:39.925	38.603	27.652	33.670	209.7	6:52.640
4	1:39.367	38.194	27.605	33.568	210.5	8:32.007
5	1:38.901	38.141	27.357	33.403	210.5	10:10.908
6	9:00.577 **B**	41.630	38.003	7:40.944	164.1	19:11.485
7	1:59.274	50.553	31.913	36.808	184.9	21:10.759
8	1:49.292	41.498	30.820	36.974	198.9	23:00.051
9	1:42.620	39.915	28.639	34.066	199.3	24:42.671
10	1:38.692	38.032	27.357	33.303	211.4	26:21.363
11	1:38.597	38.036	27.275	33.286	211.4	27:59.960
12	7:25.754 **B**	37.924	29.311	6:18.519	211.8	35:25.714
13	1:57.633	45.377	29.265	42.991	201.1	37:23.347
14	1:38.715	37.963	27.378	33.374	212.2	39:02.062
15	1:38.210	37.750	27.244	33.216	211.8	40:40.272

77 Isaac BARASHI — GBR
GRS Team USA — Tatuus T-318

Lap	Time	Sector 1	Sector 2	Sector 3	T.Spd	Elapsed
1	1:59.215	54.383	30.175	34.657	201.5	1:59.215
2	1:40.803	38.950	27.978	33.875	206.5	3:40.018
3	1:39.897	38.450	27.720	33.727	208.9	5:19.915
4	1:39.817	38.563	27.664	33.590	208.1	6:59.732
5	1:40.112	38.544	27.742	33.826	207.7	8:39.844
6	1:40.197	38.362	27.672	34.163	209.3	10:20.041
7	5:52.158 **B**	39.154	32.039	4:40.965	209.3	16:12.199
8	1:58.145	50.906	31.394	35.845	186.9	18:10.344
9	1:41.456	39.677	27.940	33.839	203.8	19:51.800
10	1:38.891	38.170	27.352	33.369	209.3	21:30.691
11	1:42.185	38.189	28.660	35.336	209.7	23:12.876
12	1:38.593	37.993	27.364	33.236	212.2	24:51.469
13	1:39.567	38.046	28.091	33.430	209.7	26:31.036
14	1:38.796	38.014	27.459	33.323	212.2	28:09.832
15	6:56.535 **B**	38.146	29.761	5:48.628	209.3	35:06.367
16	1:52.890	46.846	29.437	36.607	197.1	36:59.257
17	1:39.157	38.134	27.485	33.538	210.9	38:38.414
18	1:39.065	38.046	27.471	33.548	211.4	40:17.479

84 Owen TANGAVELOU — VNM
MP Motorsport — Tatuus T-318

Lap	Time	Sector 1	Sector 2	Sector 3	T.Spd	Elapsed
1	2:16.642	1:04.656	33.801	38.185	167.2	2:16.642
2	2:11.893 **B**	45.169	32.849	53.875	170.1	4:28.535
3	2:33.520 **B**	1:10.950	32.928	49.642	130.6	7:02.055
4	1:58.358	56.659	27.862	33.837	208.1	9:00.413
5	1:44.129	38.273	27.198	38.658	208.9	10:44.542
6	9:20.481 **B**	55.521	47.984	7:36.976	131.9	20:05.023
7	2:03.153	53.998	31.996	37.159	202.2	22:08.176
8	1:58.648	44.238	32.621	41.789	157.0	24:06.824
9	1:39.560	38.691	27.386	33.483	211.4	25:46.384
10	1:38.064	37.774	27.137	33.153	211.8	27:24.448
11	1:43.475	37.679	29.364	36.432	212.2	29:07.923
12	6:05.248 **B**	52.203	36.465	4:36.580	155.6	35:13.171
13	1:55.860	46.554	29.436	39.870	207.3	37:09.031
14	1:38.683	38.003	27.248	33.432	210.9	38:47.714
15	1:37.986	37.761	26.981	33.244	210.9	40:25.700

99 Daniel NOGALES — ESP
Saintéloc Racing — Tatuus T-318

Lap	Time	Sector 1	Sector 2	Sector 3	T.Spd	Elapsed
1	2:23.036	1:15.584	31.670	35.782	202.6	2:23.036
2	1:43.828	39.540	28.382	35.906	206.1	4:06.864
3	1:40.347	38.714	27.855	33.778	208.9	5:47.211
4	1:39.985	38.664	27.702	33.619	209.3	7:27.196
5	1:40.259	38.622	27.918	33.719	203.0	9:07.455
6	9:24.903 **B**	38.270	27.595	8:19.038	209.7	18:32.358
7	2:01.511	51.378	32.842	37.291	195.7	20:33.869
8	1:44.003	40.800	29.089	34.114	206.1	22:17.872
9	1:39.022	38.210	27.468	33.344	210.1	23:56.894
10	1:38.847	38.138	27.381	33.328	209.7	25:35.741
11	1:39.009	38.066	27.409	33.534	208.9	27:14.750
12	1:38.898	38.013	27.441	33.444	210.9	28:53.648
13	6:31.097 **B**	40.194	30.579	5:20.324	206.5	35:24.745
14	1:56.757	45.493	27.902	43.362	209.7	37:21.502
15	1:38.818	38.109	27.279	33.430	210.1	39:00.320