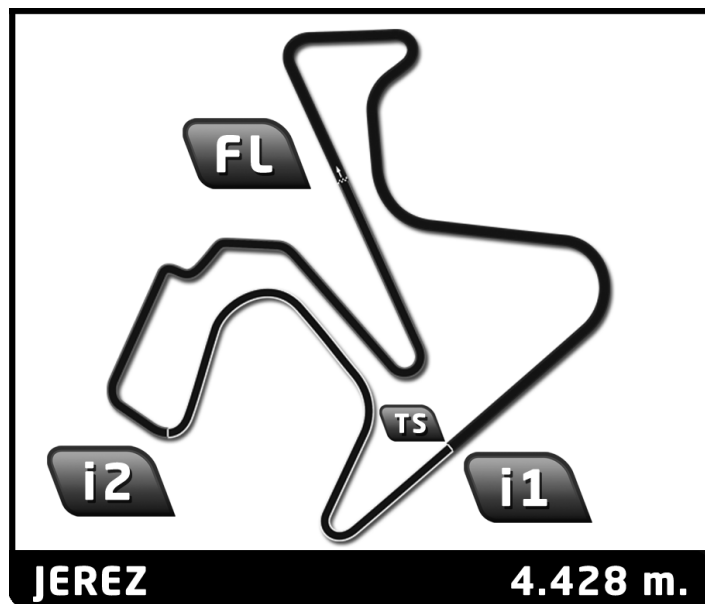
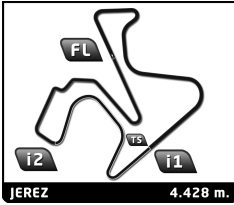


ROUND 3 - JEREZ

Toyota GR Cup Spain
Results Booklet





Toyota GR Cup Spain ROUND 3 - JEREZ COLLECTIVE TEST

Classification


No	Driver	Nat	Team	Car	Cl.	Time	Lap Total	Gap	Kph
1	19 Adrian FERRER	ESP	RX PRORACING	Toyota GR86		2:06.672	14 17	- -	125.7
2	41 Ivan RIERA	ESP	EFICAR TEAM	Toyota GR86		2:06.791	13 18	+0.119 +0.119	125.6
3	42 Mariano ALONSO	ESP	MOTORISMO RACING TEAM	Toyota GR86		2:07.217	20 20	+0.545 +0.426	125.2
4	4 Jose Antonio CHICO	ESP	VSR MOTORSPORT	Toyota GR86		2:07.289	7 15	+0.617 +0.072	125.1
5	12 Luis Carlos PEREZ	MEX	RX PRORACING	Toyota GR86		2:07.338	15 22	+0.666 +0.049	125.0
6	23 Antonio ALBACETE	ESP	ME-PRE	Toyota GR86		2:07.348	13 20	+0.676 +0.010	125.0
7	30 Marcos DE DIEGO	ESP	EFICAR TEAM	Toyota GR86		2:07.495	6 22	+0.823 +0.147	124.9
8	14 Ignacio RODRIGUEZ	ESP	AVIASTEC_RACING	Toyota GR86		2:09.017	2 2	+2.345 +1.522	123.4
9	80 Óscar CANALES	ESP	ME-PRE	Toyota GR86		2:09.252	14 17	+2.580 +0.235	123.2
10	86 Ignacio CROCICCHIA	ESP	RX PRORACING	Toyota GR86		2:09.370	16 20	+2.698 +0.118	123.1
11	70 Santiago CASTILLA	ESP	EFICAR TEAM	Toyota GR86		2:15.439	2 3	+8.767 +6.069	117.6

Fastest Lap: Lap 14 | Adrian FERRER | **2:06.672** | 125.7 Kph

Published at:

Track Status: **DRY**


Race Director: Xavi Boné	Timekeeper: Alberto Estébanez	
------------------------------------	---	--



Toyota GR Cup Spain ROUND 3 - JEREZ COLLECTIVE TEST

Best Top Speed


No Driver	Team	Class	Top 1		Top 2		Top 3		Top 4		Top 5		
			Kph	Lap	Kph	Lap	Kph	Lap	Kph	Lap	Kph	Lap	Avg
41 Ivan RIERA	EFICAR TEAM		174.5	8	174.5	6	173.9	9	173.4	5	173.1	4	173,9
19 Adrian FERRER	RX PRORACING		173.9	7	173.6	8	173.6	5	173.4	12	173.1	6	173,5
42 Mariano ALONSO	MOTORISMO RACING TEAM		173.9	9	173.6	3	173.1	14	173.1	7	172.8	20	173,3
12 Luis Carlos PEREZ	RX PRORACING		173.6	9	172.8	7	172.8	6	172.8	4	171.7	3	172,7
4 Jose Antonio CHICO	VSR MOTORSPORT		172.8	7	171.7	3	171.4	15	171.2	2	170.9	6	171,6
23 Antonio ALBACETE	ME-PRE		172.8	2	172.0	4	171.4	16	171.4	15	171.4	7	171,8
30 Marcos DE DIEGO	EFICAR TEAM		172.8	5	172.2	4	171.4	10	170.9	16	170.3	3	171,5
80 Óscar CANALES	ME-PRE		172.0	8	172.0	4	171.4	7	171.4	5	170.9	3	171,5
86 Ignacio CROCICCHIA	RX PRORACING		169.8	17	169.5	16	169.5	14	169.3	11	169.3	10	169,5
14 Ignacio RODRIGUEZ	AVIASTEC_RACING		168.2	1	166.7	2							167,5
70 Santiago CASTILLA	EFICAR TEAM		166.4	2	145.7	3	121.6	1					144,6



Toyota GR Cup Spain ROUND 3 - JEREZ COLLECTIVE TEST

Best Sector Times

Pos	Sector 1			Sector 2			Sector 3			Ideal Lap	Best Lap	
	No Driver	Time	No Driver	Time	No Driver	Time	Pos	No Driver	Time			
1	19 A.FERRER	48.368	19 A.FERRER	35.301	41 I.RIERA	42.515	1	19 A.FERRER	2:06.190	2:06.672	(1)	
2	41 I.RIERA	48.598	41 I.RIERA	35.332	19 A.FERRER	42.521	2	41 I.RIERA	2:06.445	2:06.791	(2)	
3	4 J.CHICO	48.681	12 L.PEREZ	35.434	42 M.ALONSO	42.667	3	4 J.CHICO	2:06.915	2:07.289	(4)	
4	30 M.DE DIEGO	48.782	4 J.CHICO	35.516	12 L.PEREZ	42.689	4	30 M.DE DIEGO	2:07.034	2:07.495	(7)	
5	23 A.ALBACETE	48.847	30 M.DE DIEGO	35.537	30 M.DE DIEGO	42.715	5	12 L.PEREZ	2:07.113	2:07.338	(5)	
6	42 M.ALONSO	48.872	23 A.ALBACETE	35.587	4 J.CHICO	42.718	6	23 A.ALBACETE	2:07.157	2:07.348	(6)	
7	12 L.PEREZ	48.990	42 M.ALONSO	35.620	23 A.ALBACETE	42.723	7	42 M.ALONSO	2:07.159	2:07.217	(3)	
8	80 Ó.CANALES	49.517	86 I.CROCICCHIA	35.730	14 I.RODRIGUEZ	42.953	8	86 I.CROCICCHIA	2:08.745	2:09.370	(10)	
9	86 I.CROCICCHIA	49.665	80 Ó.CANALES	36.210	86 I.CROCICCHIA	43.350	9	14 I.RODRIGUEZ	2:09.017	2:09.017	(8)	
10	14 I.RODRIGUEZ	49.794	14 I.RODRIGUEZ	36.270	80 Ó.CANALES	43.525	10	80 Ó.CANALES	2:09.252	2:09.252	(9)	
11	70 S.CASTILLA	50.389	70 S.CASTILLA	36.704	70 S.CASTILLA	46.596	11	70 S.CASTILLA	2:13.689	2:15.439	(11)	




Toyota GR Cup Spain ROUND 3 - JEREZ COLLECTIVE TEST

Fastest Lap Sequence

Elapsed	No Driver	Team	Car	Class	Time	Kph	Lap
4:32.611	14 Ignacio RODRIGUEZ	AVIASTEC_RACING	Toyota GR86		2:09.017	123.4	2
6:55.623	23 Antonio ALBACETE	ME-PRE	Toyota GR86		2:07.957	124.4	3
9:03.454	23 Antonio ALBACETE	ME-PRE	Toyota GR86		2:07.831	124.6	4
9:17.215	30 Marcos DE DIEGO	EFICAR TEAM	Toyota GR86		2:07.540	124.8	4
13:33.582	30 Marcos DE DIEGO	EFICAR TEAM	Toyota GR86		2:07.495	124.9	6
17:51.766	41 Ivan RIERA	EFICAR TEAM	Toyota GR86		2:07.022	125.4	8
20:03.597	19 Adrian FERRER	RX PRORACING	Toyota GR86		2:06.781	125.6	8
36:46.204	19 Adrian FERRER	RX PRORACING	Toyota GR86		2:06.672	125.7	14





5 y 6 de octubre

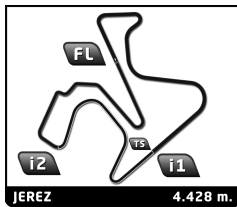


Toyota GR Cup Spain ROUND 3 - JEREZ COLLECTIVE TEST

Flag Analysis

Flag	Time
 GREEN FLAG	14:30:00.000
 CHEQUERED FLAG	15:30:00.000

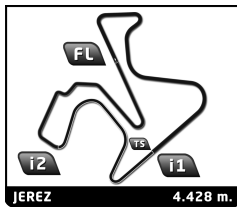




Toyota GR Cup Spain ROUND 3 - JEREZ COLLECTIVE TEST

Sector Analysis


— Invalidated Lap							■ Personal Best							■ Session Best							■ B Crossing the pit lane																																																																																																																													
Lap	Time	Sector 1	Sector 2	Sector 3	T.Sp	Elapsed	Lap	Time	Sector 1	Sector 2	Sector 3	T.Sp	Elapsed	Lap	Time	Sector 1	Sector 2	Sector 3	T.Sp	Elapsed	Lap	Time	Sector 1	Sector 2	Sector 3	T.Sp	Elapsed																																																																																																																							
4 Jose Antonio CHICO ESP VSR MOTORSPORT Toyota GR86							7	2:07.037	48.795	35.713	42.529	173.9	17:56.816	8	2:06.781	48.596	35.664	42.521	173.6	20:03.597	9	2:07.414	48.946	35.510	42.958	170.6	22:11.011	10	5:46.055B	53.604	39.669	4:12.782	140.8	27:57.066	11	2:22.369	58.179	39.862	44.328	143.2	30:19.435	12	<u>2:06.728</u>	48.716	35.367	<u>42.645</u>	173.4	32:26.163	13	2:13.369	51.917	37.884	43.568	151.9	34:39.532	14	2:06.672	48.368	35.301	43.003	172.8	36:46.204	15	5:20.038B	52.217	40.103	3:47.718	149.6	42:06.242	16	2:27.906	59.952	41.917	46.037	143.0	44:34.148	17	<u>2:10.367</u>	50.473	35.765	<u>44.129</u>	170.6	46:44.515																																																															
12 Luis Carlos PEREZ MEX RX PRORACING Toyota GR86							23	2:38.135	1:15.549	37.810	44.776	163.4	2:38.135	2	2:09.531	49.362	36.858	43.311	172.8	4:47.666	3	2:07.957	49.042	35.932	42.983	170.6	6:55.623	4	2:07.831	48.917	35.808	43.106	172.0	9:03.454	5	2:07.719	48.847	36.013	42.859	170.9	11:11.173	6	2:07.954	49.013	35.934	43.007	169.0	13:19.127	7	<u>2:08.393</u>	49.085	36.082	<u>43.226</u>	171.4	15:27.520	8	2:07.998	49.105	36.026	42.867	169.0	17:35.518	9	2:07.757	49.080	35.847	42.830	170.1	19:43.275	10	<u>2:07.604</u>	48.946	35.618	<u>43.040</u>	170.6	21:50.879	11	<u>7:31.733B</u>	<u>57.200</u>	42.482	5:52.051	137.8	29:22.612	12	2:19.204	58.795	37.062	43.347	165.9	31:41.816	13	2:07.348	48.964	35.661	42.723	170.3	33:49.164	14	<u>2:07.188</u>	49.012	35.587	<u>42.589</u>	170.1	35:56.352	15	<u>2:07.010</u>	48.891	35.599	<u>42.520</u>	171.4	38:03.362	16	2:14.082	48.921	35.782	49.379	171.4	40:17.444	17	5:28.661B	58.786	41.551	3:48.324	131.2	45:46.105	18	2:17.279	56.389	37.728	43.162	155.6	48:03.384	19	2:07.935	49.107	35.711	43.117	170.1	50:11.319	20	<u>2:07.790</u>	49.025	35.647	<u>43.118</u>	171.2	52:19.109
14 Ignacio RODRIGUEZ ESP AVIASTEC_RACING Toyota GR86							30	2:48.449	1:24.807	38.493	45.149	161.9	2:48.449	2	2:12.153	50.511	36.948	44.694	169.5	5:00.602	3	2:09.073	49.222	35.728	44.123	170.3	7:09.675	4	2:07.540	48.782	35.950	42.808	172.2	9:17.215	5	2:08.872	49.019	35.749	44.104	172.8	11:26.087	6	2:07.495	49.125	35.655	42.715	169.5	13:33.582	7	2:07.777	49.260	35.537	42.980	169.5	15:41.359	8	5:05.385B	49.054	41.750	3:34.581	168.0	20:46.744	9	2:16.370	56.882	36.060	43.428	167.4	23:03.114	10	2:08.258	49.244	35.871	43.143	171.4	25:11.372	11	2:08.128	49.054	35.893	43.181	168.7	27:19.500	12	2:07.994	49.111	35.674	43.209	169.5	29:27.494	13	6:04.589B	55.897	38.167	4:30.525	152.5	35:32.083	14	<u>2:14.249</u>	55.715	35.577	<u>42.957</u>	169.0	37:46.332	15	<u>2:08.109</u>	49.323	35.964	<u>42.822</u>	170.3	39:54.441	16	4:39.397B	49.047	36.734	3:13.616	170.9	44:33.838	17	2:14.597	55.073	35.980	43.544	167.4	46:48.435	18	<u>2:08.497</u>	49.481	35.953	<u>43.063</u>	169.5	48:56.932	19	2:07.769	49.173	35.598	42.998	170.3	51:04.701	20	4:49.106B	49.560	35.897	3:23.649	168.7	55:53.807
19 Adrian FERRER ESP RX PRORACING Toyota GR86							1	2:23.594	1:03.034	36.876	43.684	168.2	2:23.594	2	2:09.017	49.794	36.270	42.953	166.7	4:32.611	1	2:46.948	1:18.160	41.086	47.702	138.5	2:46.948	2	2:18.751	53.631	38.759	46.361	142.7	5:05.699	3	<u>2:14.735</u>	51.899	37.977	<u>44.859</u>	159.8	7:20.434	4	<u>2:08.889</u>	50.382	35.754	<u>42.753</u>	172.5	9:29.323	5	4:07.430B	48.754	36.391	2:42.285	173.6	13:36.753	6	2:13.026	54.490	35.453	43.083	173.1	15:49.779																																																																																				



Toyota GR Cup Spain ROUND 3 - JEREZ COLLECTIVE TEST

Sector Analysis

— Invalidated Lap							■ Personal Best							■ Session Best							■ B Crossing the pit lane						
Lap	Time	Sector 1	Sector 2	Sector 3	T.Sp	Elapsed	Lap	Time	Sector 1	Sector 2	Sector 3	T.Sp	Elapsed	Lap	Time	Sector 1	Sector 2	Sector 3	T.Sp	Elapsed	Lap	Time	Sector 1	Sector 2	Sector 3	T.Sp	Elapsed
41 Ivan RIERA ESP																											
EFICAR TEAM														Toyota GR86													
1	2:47.771	1:19.220	43.082	45.469	147.1	2:47.771	3	2:16.583	50.823	37.305	48.455	170.9	7:12.568	5	2:11.882	50.268	36.626	44.988	171.4	11:35.693	7	2:16.706	50.929	37.595	48.182	171.4	16:06.541
2	2:11.474	50.423	36.808	44.243	171.4	4:59.245	4	2:11.243	49.774	36.899	44.570	172.0	9:23.811	6	2:14.142	51.541	37.669	44.932	165.1	13:49.835	8	2:10.051	49.672	36.500	43.879	172.0	18:16.592
3	2:09.801	49.549	36.029	44.223	173.1	7:09.046	5	2:11.882	50.268	36.626	44.988	171.4	11:35.693	7	2:16.706	50.929	37.595	48.182	171.4	16:06.541	9	6:29.314B	49.813	36.809	5:02.692	169.0	24:45.906
4	2:07.737	49.159	35.532	43.046	173.1	9:16.783	6	2:14.142	51.541	37.669	44.932	165.1	13:49.835	8	2:10.051	49.672	36.500	43.879	172.0	18:16.592	10	5:01.558B	1:07.407	46.678	3:07.473	135.5	29:47.464
5	2:10.937	49.257	36.669	45.011	173.4	11:27.720	7	2:16.706	50.929	37.595	48.182	171.4	16:06.541	9	6:29.314B	49.813	36.809	5:02.692	169.0	24:45.906	11	10:01.719B	1:15.974	48.549	7:57.196	125.9	39:49.183
6	2:09.404	48.850	37.081	43.473	174.5	13:37.124	8	2:10.051	49.672	36.500	43.879	172.0	18:16.592	10	5:01.558B	1:07.407	46.678	3:07.473	135.5	29:47.464	12	2:22.630	59.417	38.212	45.001	161.7	42:11.813
7	2:07.620	48.895	35.802	42.923	170.3	15:44.744	9	6:29.314B	49.813	36.809	5:02.692	169.0	24:45.906	11	10:01.719B	1:15.974	48.549	7:57.196	125.9	39:49.183	13	2:11.664	50.405	37.128	44.131	168.2	44:23.477
8	2:07.022	48.598	35.722	42.702	174.5	17:51.766	10	5:01.558B	1:07.407	46.678	3:07.473	135.5	29:47.464	12	2:22.630	59.417	38.212	45.001	161.7	42:11.813	14	2:09.252	49.517	36.210	43.525	168.5	46:32.729
9	5:33.695B	49.172	35.755	4:08.768	173.9	23:25.461	11	10:01.719B	1:15.974	48.549	7:57.196	125.9	39:49.183	13	2:11.664	50.405	37.128	44.131	168.2	44:23.477	15	2:09.796	49.555	36.269	43.972	168.5	48:42.525
10	2:14.236	55.371	36.038	42.827	171.2	25:39.697	12	2:22.630	59.417	38.212	45.001	161.7	42:11.813	14	2:09.252	49.517	36.210	43.525	168.5	46:32.729	16	2:11.340	51.030	36.499	43.811	167.7	50:53.865
11	2:09.804	49.203	36.853	43.748	171.2	27:49.501	13	2:11.664	50.405	37.128	44.131	168.2	44:23.477	15	2:09.796	49.555	36.269	43.972	168.5	48:42.525	17	2:10.935	50.593	36.575	43.767	165.9	53:04.800
12	2:07.232	48.863	35.610	42.759	172.5	29:56.733	14	2:09.252	49.517	36.210	43.525	168.5	46:32.729	16	2:11.340	51.030	36.499	43.811	167.7	50:53.865	17	2:10.935	50.593	36.575	43.767	165.9	53:04.800
13	2:06.791	48.853	35.423	42.515	171.7	32:03.524	15	2:09.796	49.555	36.269	43.972	168.5	48:42.525	17	2:10.935	50.593	36.575	43.767	165.9	53:04.800							
14	2:07.769	48.729	35.332	43.708	171.2	34:11.293	16	2:11.340	51.030	36.499	43.811	167.7	50:53.865														
15	5:52.689B	50.774	37.092	4:24.823	167.2	40:03.982	17	2:10.935	50.593	36.575	43.767	165.9	53:04.800														
16	2:15.419	55.190	37.170	43.059	165.6	42:19.401																					
17	2:08.369	48.918	35.597	43.854	172.2	44:27.770																					
18	2:07.037	48.939	35.528	42.570	168.2	46:34.807																					
42 Mariano ALONSO ESP																											
MOTORISMO RACING TEAM														Toyota GR86													
1	2:36.330	1:10.923	40.178	45.229	161.0	2:36.330	1	3:13.584	1:37.873	45.412	50.299	139.4	3:13.584	1	2:45.722	1:17.212	40.922	47.588	121.6	2:45.722	1	2:38.633	1:10.515	39.645	48.473	166.2	2:38.633
2	2:12.301	50.717	37.852	43.732	171.7	4:48.631	2	2:20.640	54.566	39.752	46.322	162.7	5:34.224	2	2:15.439	50.894	37.949	46.596	166.4	5:01.161	2	2:17.352	52.385	38.999	45.968	167.2	4:55.985
3	2:09.407	49.648	36.599	43.160	173.6	6:58.038	3	2:15.649	51.777	38.716	45.156	166.4	7:49.873	3	2:09.859	49.874	36.110	43.875	169.0	37:05.061	3	2:17.352	52.385	38.999	45.968	167.2	4:55.985
4	2:12.081	51.706	37.191	43.184	167.2	9:10.119	4	5:14.463B	56.137	43.963	3:34.363	145.2	13:04.336	4	2:12.081	51.706	37.191	43.184	167.2	9:10.119	4	2:17.352	52.385	38.999	45.968	167.2	4:55.985
5	4:06.310B	49.145	36.988	2:40.177	172.5	13:16.429	5	2:33.082	1:02.915	43.308	46.859	122.0	15:37.418	5	4:06.310B	49.145	36.988	2:40.177	172.5	13:16.429	5	2:17.352	52.385	38.999	45.968	167.2	4:55.985
6	2:14.008	54.433	36.369	43.206	166.9	15:30.437	6	2:18.372	53.595	40.089	44.688	124.3	17:55.790	6	2:14.008	54.433	36.369	43.206	166.9	15:30.437	6	2:17.352	52.385	38.999	45.968	167.2	4:55.985
7	2:08.524	48.952	36.028	43.544	173.1	17:38.961	7	2:13.163	51.669	37.283	44.211	168.7	20:08.953	7	2:08.524	48.952	36.028	43.544	173.1	17:38.961	7	2:17.352	52.385	38.999	45.968	167.2	4:55.985
8	2:08.631	49.308	36.072	43.251	170.6	19:47.592	8	2:11.300	50.648	36.767	43.885	168.5	22:20.253	8	2:08.631	49.308	36.072	43.251	170.6	19:47.592	8	2:17.352	52.385	38.999	45.968	167.2	4:55.985
9	2:08.452	49.078	35.875	43.499	173.9	21:56.044	9	5:50.510B	50.887	42.998	4:16.625	150.8	28:10.763	9	2:08.452	49.078	35.875	43.499	173.9	21:56.044	9	2:17.352	52.385	38.999	45.968	167.2	4:55.985
10	7:04.704B	49.526	41.811	5:33.367	172.0	29:00.748	10	2:23.977	1:02.569	37.073	44.335	169.3	30:34.740	10	7:04.704B	49.526	41.811	5:33.367	172.0	29:00.748	10	2:17.352	52.385	38.999	45.968	167.2	4:55.985
11	2:16.688	55.912	37.477	43.299	169.8	31:17.436	11	2:10.052	49.900	36.515	43.637	169.3	32:44.792	11	2:16.688	55.912	37.477	43.299	169.8	31:17.436	11	2:17.352	52.385	38.999	45.968	167.2	4:55.985
12	2:08.542	49.112	36.627	42.803	172.0	33:25.978	12	2:10.410	50.403	36.521	43.486	165.4	34:55.202	12	2:08.542	49.112	36.627	42.803	172.0	33:25.978	12	2:17.352	52.385	38.999	45.968	167.2	4:55.985
13	2:08.164	49.283	36.100	42.781	169.8	35:34.142	13	2:09.859	49.874	36.110	43.875	169.0	37:05.061	13	2:08.164	49.283	36.100	42.781	169.8	35:34.142	13	2:17.352	52.385	38.999	45.968	167.2	4:55.985
14	2:07.659	49.125	35.867	42.667	173.1	37:41.801	14	5:43.082B	49.758	36.143	4:17.181	169.5	42:48.143	14	2:07.659	49.125	35.867	42.667	173.1	37:41.801	14	2:17.352	52.385	38.999	45.968	167.2	4:55.985
15	4:43.951B	50.378	37.711	3:15.862	161.9	42:25.752	15	2:26.119	1:04.710	37.188	44.221	161.2	45:14.262	15	4:43.951B	50.378	37.711	3:15.862	161.9	42:25.752	15	2:17.352	52.385	38.999	45.968	167.2	4:55.985
16	7:30.467B	56.048	36.712	5:57.707	159.5	49:56.219	16	2:09.370	49.665	35.730	43.975	169.5	47:23.632	16	7:30.467B	56.048	36.712	5:57.707	159.5	49:56.219	16	2:17.352	52.385	38.999	45.968	167.2	4:55.985
17	2:14.653	55.058	35.956	43.639	170.1	52:10.872	17	2:11.661	49.787	36.341	45.533	169.8	49:35.293	17	2:14.653	55.058	35.956	43.639	170.1	52:10.872	17	2:17.352	52.385	38.999	45.968	167.2	4:55.985
18	2:08.151	49.313	35.736	43.102	171.7	54:19.023	18	7:06.546B	1:04.153	42.739	5:19.654	122.4	56:41.839	18	2:08.151	49.313	35.736	43.102	171.7	54:19.023	18	2:17.352	52.385	38.999	45.968	167.2	4:55.985
19	2:09.183	49.413	36.229	43.541	172.0	56:28.206	19	2:16.231	55.428	37.030	43.773	165.6	58:58.070	19	2:09.183	49.413	36.229	43.541	172.0	56:28.206	19	2:17.352	52.385	38.999	45.968	167.2	4:55.985
20	2:07.217	48.872	35.620	42.725	172.8	58:35.423	20	2:09.408	49.877	36.181	43.350	167.7	1:01:07.478	20	2:07.217	48.872	35.620	42.725	172.8	58:35.423	20	2:17.352	52.385	38.999	45.968	167.2	4:55.985
70 Santiago CASTILLA ESP																											
EFICAR TEAM														Toyota GR86													
1	2:45.722	1:17.212	40.922	47.588	121.6	2:45.722	1	2:16.583	50.823	37.305	48.455	170.9	7:12.568	1	2:45.722	1:17.212	40.922	47.588	121.6	2:45.722	1	2:38.633	1:10.515	39.645	48.473	166.2	2:38



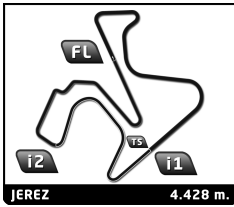
Toyota GR Cup Spain

ROUND 3 - JEREZ

COLLECTIVE TEST

Track Limits Analysis

No	Driver	Team	T.L. Nr	Camera	Lap	Time
4	Jose Antonio CHICO	VSR MOTORSPORT	1	Turn 10	12	15:20:44.117
4	Jose Antonio CHICO	VSR MOTORSPORT	2	Turn 10	15	15:31:28.904
						Total Infractions: 2
12	Luis Carlos PEREZ	RX PRORACING	1	Turn 3	9	14:50:18.697
12	Luis Carlos PEREZ	RX PRORACING	2	Turn 10	11	14:59:52.968
12	Luis Carlos PEREZ	RX PRORACING	3	Turn 10	14	15:06:17.972
12	Luis Carlos PEREZ	RX PRORACING	4	Turn 5	17	15:16:05.807
12	Luis Carlos PEREZ	RX PRORACING	5	Turn 10	18	15:19:10.570
12	Luis Carlos PEREZ	RX PRORACING	6	Turn 10	20	15:23:27.119
12	Luis Carlos PEREZ	RX PRORACING	7	Turn 3	23	15:28:49.707
						Total Infractions: 7
19	Adrian FERRER	RX PRORACING	1	Turn 10	3	14:36:40.638
19	Adrian FERRER	RX PRORACING	2	Turn 10	4	14:38:51.561
19	Adrian FERRER	RX PRORACING	3	Turn 10	12	15:01:48.437
19	Adrian FERRER	RX PRORACING	4	Turn 10	17	15:16:05.302
						Total Infractions: 4
23	Antonio ALBACETE	ME-PRE	1	Turn 10	7	14:44:49.231
23	Antonio ALBACETE	ME-PRE	2	Turn 10	10	14:51:12.973
23	Antonio ALBACETE	ME-PRE	3	Turn 5	11	14:52:28.335
23	Antonio ALBACETE	ME-PRE	4	Turn 10	14	15:05:18.776
23	Antonio ALBACETE	ME-PRE	5	Turn 10	15	15:07:25.786
23	Antonio ALBACETE	ME-PRE	6	Turn 10	20	15:21:41.106
						Total Infractions: 6
30	Marcos DE DIEGO	EFICAR TEAM	1	Turn 10	14	15:07:08.508
30	Marcos DE DIEGO	EFICAR TEAM	2	Turn 10	15	15:09:16.708
30	Marcos DE DIEGO	EFICAR TEAM	3	Turn 10	18	15:18:18.911
						Total Infractions: 3
41	Ivan RIERA	EFICAR TEAM	1	Turn 10	4	14:38:38.904
41	Ivan RIERA	EFICAR TEAM	2	Turn 10	5	14:40:47.971
41	Ivan RIERA	EFICAR TEAM	3	Turn 3	11	14:55:59.163
41	Ivan RIERA	EFICAR TEAM	4	Turn 3	17	15:12:39.024
41	Ivan RIERA	EFICAR TEAM	5	Turn 3	19	15:16:54.146
						Total Infractions: 5
42	Mariano ALONSO	MOTORISMO RACING TEAM	1	Turn 10	5	14:40:41.309
42	Mariano ALONSO	MOTORISMO RACING TEAM	2	Turn 3	18	15:22:31.824
						Total Infractions: 2



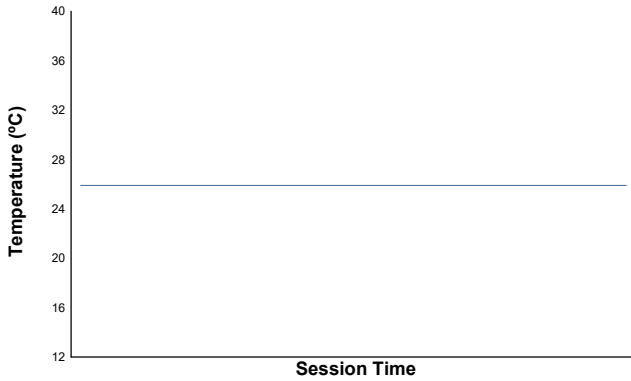
ROUND 3 - JEREZ

Toyota GR Cup Spain

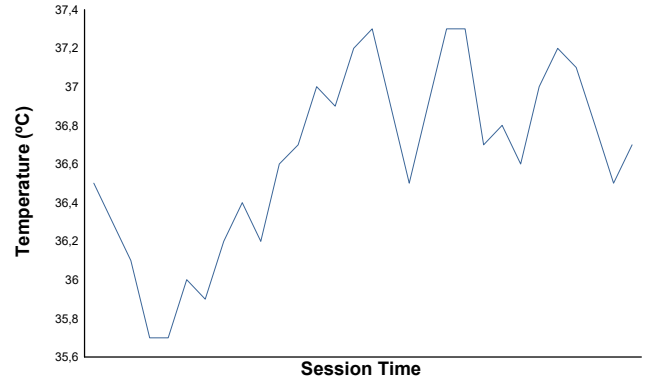
COLLECTIVE TEST

Weather Report

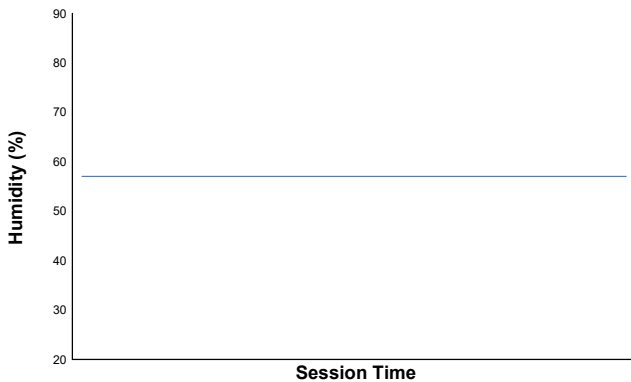
Air Temperature



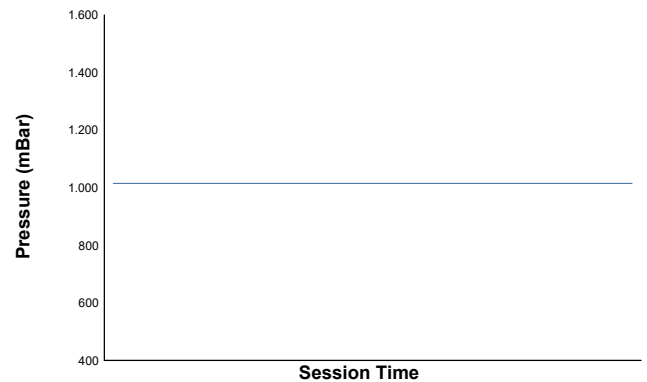
Track Temperature



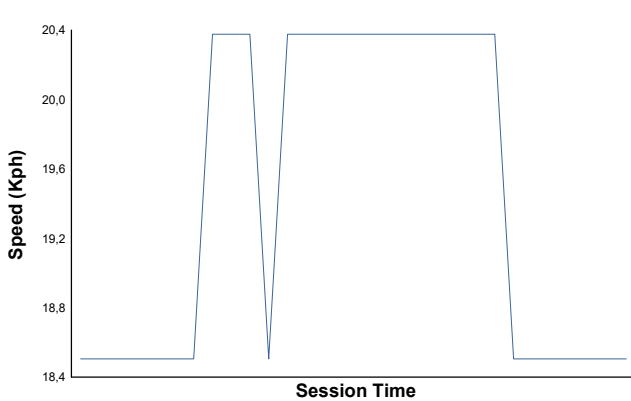
Humidity



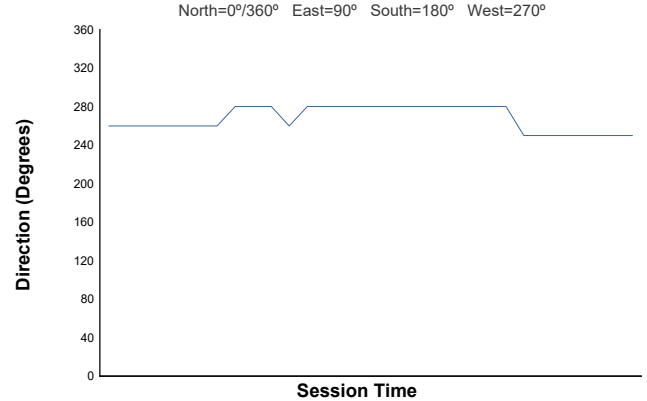
Pressure



Wind Speed




Wind Direction



Track Status: **DRY**



5 y 6 de octubre




Toyota GR Cup Spain ROUND 3 - JEREZ COLLECTIVE TEST

Race Director Report

Hour	Flag	Message
14:30:00		PIT LANE OPEN
14:33:46		CAR 4 CHECK TRANSPONDER.


Published at:

Race Director: Xavi Boné	Timekeeper: Alberto Estébanez	
------------------------------------	---	---





5 y 6 de octubre



Toyota GR Cup Spain ROUND 3 - JEREZ FREE PRACTICE

Classification

No	Driver	Nat	Team	Car	Cl.	Time	Lap Total	Gap	Kph
1	19 Adrian FERRER	ESP	RX PRORACING	Toyota GR86		2:05.607	8 14	- -	126.8
2	12 Luis Carlos PEREZ	MEX	RX PRORACING	Toyota GR86		2:05.715	6 15	+0.108 +0.108	126.7
3	41 Ivan RIERA	ESP	EFICAR TEAM	Toyota GR86		2:05.977	4 9	+0.370 +0.262	126.4
4	14 Ignacio RODRIGUEZ	ESP	AVIASTEC_RACING	Toyota GR86		2:06.191	6 12	+0.584 +0.214	126.2
5	23 Antonio ALBACETE	ESP	ME-PRE	Toyota GR86		2:06.549	2 10	+0.942 +0.358	125.8
6	70 Santiago CASTILLA	ESP	EFICAR TEAM	Toyota GR86		2:06.663	5 14	+1.056 +0.114	125.7
7	30 Marcos DE DIEGO	ESP	EFICAR TEAM	Toyota GR86		2:07.137	10 12	+1.530 +0.474	125.2
8	4 Jose Antonio CHICO	ESP	VSR MOTORSPORT	Toyota GR86		2:07.144	10 14	+1.537 +0.007	125.2
9	42 Mariano ALONSO	ESP	MOTORISMO RACING TEAM	Toyota GR86		2:08.608	14 14	+3.001 +1.464	123.8
10	86 Ignacio CROCICCHIA	ESP	RX PRORACING	Toyota GR86		2:08.724	14 14	+3.117 +0.116	123.7
11	80 Óscar CANALES	ESP	ME-PRE	Toyota GR86		2:09.779	7 11	+4.172 +1.055	122.7


Fastest Lap:	Lap 8	Adrian FERRER	2:05.607	126.8 Kph
---------------------	-------	---------------	-----------------	-----------

Published at:

Track Status: **DRY**

Race Director: Xavi Boné	Timekeeper: Alberto Estébanez	
------------------------------------	---	--






Toyota GR Cup Spain ROUND 3 - JEREZ FREE PRACTICE

Best Top Speed

No Driver	Team	Class	Top 1		Top 2		Top 3		Top 4		Top 5		
			Kph	Lap	Kph	Lap	Kph	Lap	Kph	Lap	Kph	Lap	Avg
41 Ivan RIERA	EFICAR TEAM		177.6	3	177.0	4	175.6	5	175.0	9	174.8	7	176,0
12 Luis Carlos PEREZ	RX PRORACING		175.9	7	175.0	6	175.0	3	174.5	4	174.2	12	174,9
19 Adrian FERRER	RX PRORACING		175.9	11	175.3	8	173.9	14	173.6	7	169.8	5	173,7
70 Santiago CASTILLA	EFICAR TEAM		175.9	14	175.9	3	175.0	5	174.5	9	174.2	12	175,1
14 Ignacio RODRIGUEZ	AVIASTEC_RACING		175.0	6	174.8	2	174.5	11	174.2	4	173.9	7	174,5
23 Antonio ALBACETE	ME-PRE		174.8	4	174.5	5	173.9	10	173.9	6	173.6	2	174,1
4 Jose Antonio CHICO	VSR MOTORSPORT		173.4	13	171.4	7	171.4	5	170.9	6	170.6	4	171,5
86 Ignacio CROCICCHIA	RX PRORACING		173.4	12	172.8	7	172.5	10	172.2	11	172.0	6	172,6
42 Mariano ALONSO	MOTORISMO RACING TEAM		172.8	14	170.9	9	170.9	5	170.6	7	170.6	6	171,2
80 Óscar CANALES	ME-PRE		171.4	8	171.4	4	170.9	11	170.3	6	170.1	7	170,8
30 Marcos DE DIEGO	EFICAR TEAM		171.2	6	170.6	12	170.6	4	170.3	5	170.3	3	170,6




Toyota GR Cup Spain ROUND 3 - JEREZ FREE PRACTICE

Best Sector Times

Sector 1			Sector 2			Sector 3			Ideal Lap	Best Lap
Pos	No Driver	Time	No Driver	Time	No Driver	Time	Pos	No Driver		
1	19 A.FERRER	48.177	12 L.PEREZ	35.028	12 L.PEREZ	42.193	1	12 L.PEREZ	2:05.415	2:05.715 (2)
2	12 L.PEREZ	48.194	19 A.FERRER	35.032	19 A.FERRER	42.261	2	19 A.FERRER	2:05.470	2:05.607 (1)
3	41 I.RIERA	48.268	14 I.RODRIGUEZ	35.079	23 A.ALBACETE	42.483	3	41 I.RIERA	2:05.977	2:05.977 (3)
4	14 I.RODRIGUEZ	48.348	70 S.CASTILLA	35.139	41 I.RIERA	42.483	4	14 I.RODRIGUEZ	2:06.064	2:06.191 (4)
5	23 A.ALBACETE	48.553	41 I.RIERA	35.226	4 J.CHICO	42.583	5	70 S.CASTILLA	2:06.309	2:06.663 (6)
6	70 S.CASTILLA	48.567	23 A.ALBACETE	35.363	70 S.CASTILLA	42.603	6	23 A.ALBACETE	2:06.399	2:06.549 (5)
7	30 M.DE DIEGO	48.764	30 M.DE DIEGO	35.425	14 I.RODRIGUEZ	42.637	7	30 M.DE DIEGO	2:06.842	2:07.137 (7)
8	4 J.CHICO	48.803	4 J.CHICO	35.681	30 M.DE DIEGO	42.653	8	4 J.CHICO	2:07.067	2:07.144 (8)
9	42 M.ALONSO	49.008	42 M.ALONSO	35.911	86 I.CROCICCHIA	42.842	9	42 M.ALONSO	2:08.267	2:08.608 (9)
10	80 Ó.CANALES	49.362	86 I.CROCICCHIA	36.113	42 M.ALONSO	43.348	10	86 I.CROCICCHIA	2:08.565	2:08.724 (10)
11	86 I.CROCICCHIA	49.610	80 Ó.CANALES	36.382	80 Ó.CANALES	43.568	11	80 Ó.CANALES	2:09.312	2:09.779 (11)



5 y 6 de octubre



Toyota GR Cup Spain ROUND 3 - JEREZ FREE PRACTICE


Fastest Lap Sequence

Elapsed	No Driver	Team	Car	Class	Time	Kph	Lap
4:38.299	14 Ignacio RODRIGUEZ	AVIASTEC_RACING	Toyota GR86		2:07.822	124.6	2
4:45.572	23 Antonio ALBACETE	ME-PRE	Toyota GR86		2:06.549	125.8	2
9:15.676	41 Ivan RIERA	EFICAR TEAM	Toyota GR86		2:05.977	126.4	4
16:54.503	12 Luis Carlos PEREZ	RX PRORACING	Toyota GR86		2:05.715	126.7	6
19:36.584	19 Adrian FERRER	RX PRORACING	Toyota GR86		2:05.702	126.7	7
21:42.191	19 Adrian FERRER	RX PRORACING	Toyota GR86		2:05.607	126.8	8





5 y 6 de octubre

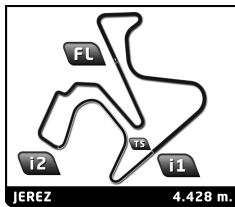


Toyota GR Cup Spain ROUND 3 - JEREZ FREE PRACTICE

Flag Analysis

Flag	Time
	GREEN FLAG 10:40:00.000
	YELLOW FLAG AT SECTOR 1 10:50:24.542
	GREEN FLAG AT SECTOR 1 10:50:30.854
	RED FLAG 11:09:49.520
	GREEN FLAG 11:15:00.933
	CHEQUERED FLAG 11:20:00.000





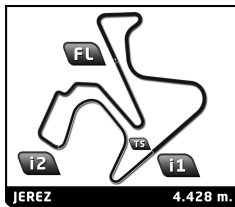
Toyota GR Cup Spain

ROUND 3 - JEREZ

FREE PRACTICE

Sector Analysis

Lap	Time	Sector 1	Sector 2	Sector 3	T.Spud	Elapsed	Lap	Time	Sector 1	Sector 2	Sector 3	T.Spud	Elapsed
4 Jose Antonio CHICO ESP VSR MOTORSPORT Toyota GR86							5 5:15.677 B 54.800 36.603 3:44.274 169.8 15:06.323 6 2:24.559 1:02.214 39.358 42.987 133.0 17:30.882 7 2:05.702 48.409 35.032 42.261 173.6 19:36.584 8 2:05.607 48.177 35.134 42.296 175.3 21:42.191 9 3:41.563 B 52.433 38.674 2:10.456 147.5 25:23.754 10 2:21.194 56.410 38.305 46.479 153.6 27:44.948 11 2:11.560 48.463 35.389 47.708 175.9 29:56.508 12 5:38.763 B 1:05.570 46.973 3:46.220 98.8 35:35.271 13 2:19.362 56.227 39.314 43.821 169.0 37:54.633 14 2:07.487 48.440 35.899 43.148 173.9 40:02.120						
12 Luis Carlos PEREZ MEX RX PRORACING Toyota GR86							23 Antonio ALBACETE ESP ME-PRE Toyota GR86 1 2:39.023 1:17.266 37.636 44.121 159.5 2:39.023 2 2:06.549 48.703 35.363 42.483 173.6 4:45.572 3 2:22.679 56.556 42.808 43.315 125.3 7:08.251 4 2:06.744 48.625 35.460 42.659 174.8 9:14.995 5 2:06.757 48.553 35.586 42.618 174.5 11:21.752 6 7:48.821 B 48.771 35.650 6:24.400 173.9 19:10.573 7 2:19.317 58.976 37.159 43.182 152.1 21:29.890 8 2:12.840 48.853 40.219 43.768 172.5 23:42.730 9 2:06.823 48.675 35.448 42.700 173.4 25:49.553 10 2:16.701 48.724 35.593 52.384 173.9 28:06.254						
14 Ignacio RODRIGUEZ ESP AVIASTEC_RACING Toyota GR86							30 Marcos DE DIEGO ESP EFICAR TEAM Toyota GR86 1 2:29.355 1:07.028 37.960 44.367 162.9 2:29.355 2 2:11.443 49.966 38.085 43.392 137.6 4:40.798 3 2:07.672 48.992 35.632 43.048 170.3 6:48.470 4 2:07.429 48.855 35.622 42.952 170.6 8:55.899 5 2:07.146 48.764 35.576 42.806 170.3 11:03.045 6 2:07.862 49.163 35.564 43.135 171.2 13:10.907 7 2:07.256 48.951 35.652 42.653 169.5 15:18.163 8 5:40.497 B 54.625 39.673 4:06.199 153.2 20:58.660 9 2:23.104 1:03.045 35.587 44.472 169.5 23:21.764 10 2:07.137 49.024 35.425 42.688 170.1 25:28.901 11 2:07.152 48.783 35.523 42.846 170.1 27:36.053 12 2:07.180 48.907 35.503 42.770 170.6 29:43.233						
19 Adrian FERRER ESP RX PRORACING Toyota GR86							41 Ivan RIERA ESP EFICAR TEAM Toyota GR86 1 2:44.204 1:11.995 44.488 47.721 132.4 2:44.204 2 2:14.702 55.461 36.561 42.680 163.6 4:58.906 3 2:10.793 48.359 35.471 46.963 177.6 7:09.699 4 2:05.977 48.268 35.226 42.483 177.0 9:15.676 5 4:40.169 B 48.351 35.767 3:16.051 175.6 13:55.845 6 2:22.354 1:01.981 37.620 42.753 151.9 16:18.199 7 2:06.492 48.494 35.362 42.636 174.8 18:24.691 8 2:09.347 50.684 35.874 42.789 171.2 20:34.038 9 2:06.555 48.274 35.490 42.791 175.0 22:40.593						
12 Luis Carlos PEREZ MEX RX PRORACING Toyota GR86							42 Mariano ALONSO ESP MOTORISMO RACING TEAM Toyota GR86 1 2:50.629 1:19.663 43.026 47.940 129.8 2:50.629 2 2:16.159 52.537 38.061 45.561 167.7 5:06.788 3 2:12.786 51.051 37.086 44.649 168.2 7:19.574 4 2:10.145 50.200 36.157 43.788 169.8 9:29.719						



Toyota GR Cup Spain

ROUND 3 - JEREZ

FREE PRACTICE

Sector Analysis

Lap	Time	Sector 1	Sector 2	Sector 3	T.Sp	Elapsed	Lap	Time	Sector 1	Sector 2	Sector 3	T.Sp	Elapsed
5	2:09.501	49.728	35.987	43.786	170.9	11:39.220	14	2:08.724	49.769	36.113	42.842	170.1	40:13.415
6	2:09.237	49.568	35.911	43.758	170.6	13:48.457							
7	2:09.154	49.574	35.998	43.582	170.6	15:57.611							
8	6:22.650 B	49.472	36.255	4:56.923	170.3	22:20.261							
9	2:31.592	1:11.296	36.228	44.068	170.9	24:51.853							
10	2:09.261	49.495	36.119	43.647	169.8	27:01.114							
11	2:12.417	49.379	35.971	47.067	169.8	29:13.531							
12	6:18.087 B	55.017	50.526	4:32.544	113.4	35:31.618							
13	2:35.539	1:14.315	37.967	43.257	150.0	38:07.157							
14	2:08.608	49.008	36.252	43.348	172.8	40:15.765							


70 Santiago CASTILLA ESP						
EFICAR TEAM Toyota GR86						
1	2:34.245	1:11.271	38.368	44.606	166.7	2:34.245
2	2:08.090	49.573	35.719	42.798	174.2	4:42.335
3	2:06.664	48.679	35.139	42.846	175.9	6:48.999
4	2:09.397	49.871	36.279	43.247	170.9	8:58.396
5	2:06.663	48.662	35.398	42.603	175.0	11:05.059
6	6:32.099 B	50.234	36.831	5:05.034	172.8	17:37.158
7	2:13.414	54.790	35.736	42.888	171.7	19:50.572
8	2:06.846	48.800	35.401	42.645	172.8	21:57.418
9	2:07.769	48.823	35.424	43.522	174.5	24:05.187
10	2:07.187	48.990	35.434	42.763	173.9	26:12.374
11	2:06.828	48.737	35.251	42.840	173.4	28:19.202
12	7:13.745 B	48.748	35.462	5:49.535	174.2	35:32.947
13	2:14.231	55.627	35.480	43.124	173.6	37:47.178
14	2:06.584	48.567	35.354	42.663	175.9	39:53.762

80 Óscar CANALES ESP						
ME-PRE Toyota GR86						
1	2:51.502	1:20.076	43.257	48.169	134.2	2:51.502
2	2:16.115	52.386	38.479	45.250	168.5	5:07.617
3	2:18.676	50.754	41.755	46.167	168.5	7:26.293
4	2:10.212	49.934	36.382	43.896	171.4	9:36.505
5	2:41.201	1:13.878	40.584	46.739	164.9	12:17.706
6	2:10.945	50.178	36.991	43.776	170.3	14:28.651
7	2:09.779	49.802	36.409	43.568	170.1	16:38.430
8	5:44.334 B	49.362	36.683	4:18.289	171.4	22:22.764
9	2:17.561	56.758	36.862	43.941	167.2	24:40.325
10	2:10.846	49.596	37.154	44.096	169.8	26:51.171
11	2:10.396	49.907	36.913	43.576	170.9	29:01.567

86 Ignacio CROCICCHIA ESP						
RX PRORACING Toyota GR86						
1	2:57.408	1:30.518	40.989	45.901	154.7	2:57.408
2	2:20.807	52.953	40.164	47.690	158.6	5:18.215
3	4:06.074 B	1:05.082	42.836	2:18.156	133.3	9:24.289
4	2:21.293	58.731	37.960	44.602	169.3	11:45.582
5	2:12.558	50.634	37.737	44.187	171.4	13:58.140
6	2:13.102	50.686	37.642	44.774	172.0	16:11.242
7	2:10.429	49.635	36.960	43.834	172.8	18:21.671
8	3:29.942 B	59.115	38.843	1:51.984	159.3	21:51.613
9	2:21.280	59.025	37.902	44.353	169.5	24:12.893
10	2:11.200	50.383	37.160	43.657	172.5	26:24.093
11	2:10.693	50.246	36.890	43.557	172.2	28:34.786
12	7:05.762 B	49.610	37.138	5:39.014	173.4	35:40.548
13	2:24.143	1:01.079	38.389	44.675	166.4	38:04.691



5 y 6 de octubre



Toyota GR Cup Spain ROUND 3 - JEREZ FREE PRACTICE

Track Limits Analysis


No	Driver	Team	T.L. Nr	Camera	Lap	Time	
4	Jose Antonio CHICO	VSR MOTORSPORT	1	Turn 10	5	10:51:16.660	
4	Jose Antonio CHICO	VSR MOTORSPORT	2	Turn 5	8	10:56:43.513	
4	Jose Antonio CHICO	VSR MOTORSPORT	3	Turn 10	14	11:19:26.925	
						Total Infractions:	3
12	Luis Carlos PEREZ	RX PRORACING	1	Turn 10	10	11:05:54.525	
12	Luis Carlos PEREZ	RX PRORACING	2	Turn 3	12	11:08:58.245	
						Total Infractions:	2
14	Ignacio RODRIGUEZ	AVIASTEC_RACING	1	Turn 10	1	10:41:52.579	
						Total Infractions:	1
23	Antonio ALBACETE	ME-PRE	1	Turn 10	9	11:05:11.865	
						Total Infractions:	1
41	Ivan RIERA	EFICAR TEAM	1	Turn 10	8	10:59:56.315	
						Total Infractions:	1
42	Mariano ALONSO	MOTORISMO RACING TEAM	1	Turn 10	13	11:17:28.932	
						Total Infractions:	1
70	Santiago CASTILLA	EFICAR TEAM	1	Turn 10	2	10:44:04.656	
70	Santiago CASTILLA	EFICAR TEAM	2	Turn 10	14	11:19:16.329	
						Total Infractions:	2

Published at:

TOTAL TRACK LIMITS: 11

05/10/2024 Page 1 / 1



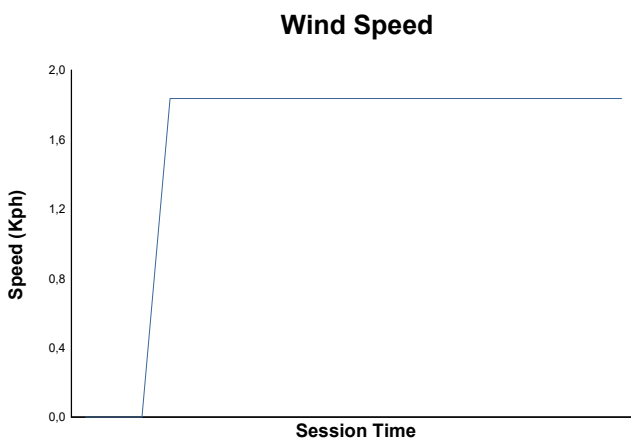
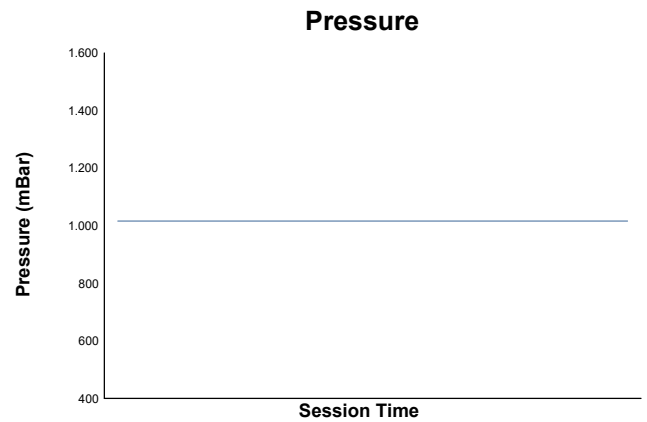
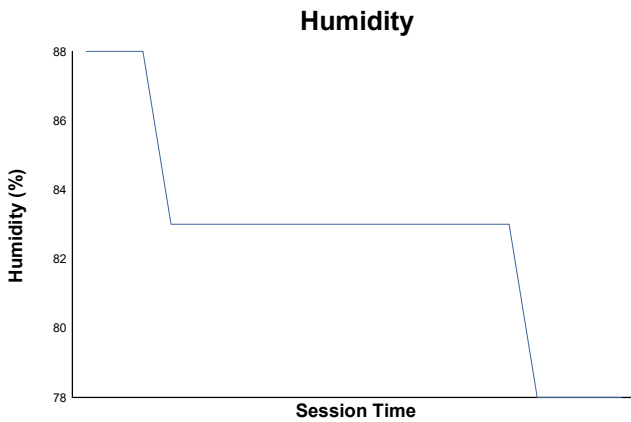
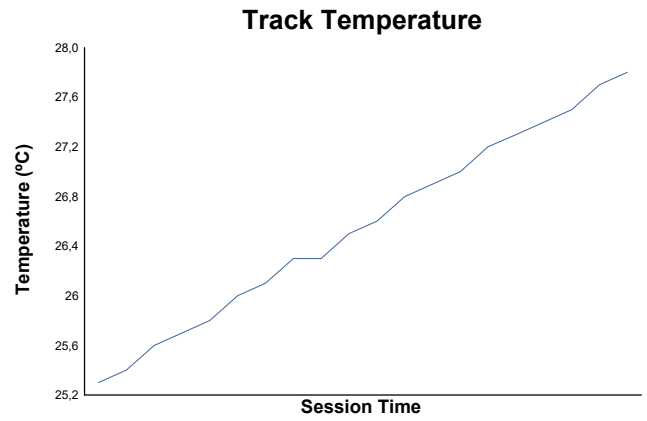
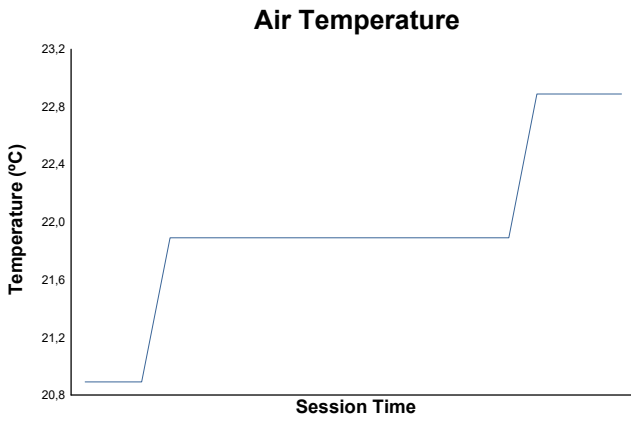


ROUND 3 - JEREZ


Toyota GR Cup Spain

FREE PRACTICE

Weather Report



Track Status: **DRY**




Toyota GR Cup Spain
ROUND 3 - JEREZ
FREE PRACTICE


Race Director Report

Hour	Flag	Message
10:40:00		PIT LANE OPEN
10:50:24	YF	YELLOW FLAG AT TURN 4
10:50:30	GF	GREEN FLAG
10:50:36		TRACK CLEAR
11:09:49	RF	RED FLAG
11:14:33		PIT LANE SERÁ ABIERTO A LAS 11:15
11:15:00	GF	GREEN FLAG
11:20:01		CHEQUERED FLAG

Published at:

<p>Race Director: Xavi Boné</p>	<p>Timekeeper: Alberto Estébanez</p>	
--	---	---





Toyota GR Cup Spain

ROUND 3 - JEREZ

QUALIFYING 1

Final Classification

No	Driver	Nat	Team	Car	Cl.	Time	Lap Total	Gap	Kph
1	41 Ivan RIERA	ESP	EFICAR TEAM	Toyota GR86		2:05.555	3 4	-	126.8
2	14 Ignacio RODRIGUEZ	ESP	AVIASTEC_RACING	Toyota GR86		2:05.953	4 4	+0.398	126.4
3	19 Adrian FERRER	ESP	RX PRORACING	Toyota GR86		2:05.987	2 6	+0.432	126.4
4	23 Antonio ALBACETE	ESP	ME-PRE	Toyota GR86		2:06.053	2 6	+0.498	126.3
5	12 Luis Carlos PEREZ	MEX	RX PRORACING	Toyota GR86		2:06.209	3 4	+0.654	126.2
6	70 Santiago CASTILLA	ESP	EFICAR TEAM	Toyota GR86		2:06.231	2 6	+0.676	126.1
7	30 Marcos DE DIEGO	ESP	EFICAR TEAM	Toyota GR86		2:06.298	4 6	+0.743	126.1
8	4 Jose Antonio CHICO	ESP	VSR MOTORSPORT	Toyota GR86		2:07.610	2 6	+2.055	124.8
9	42 Mariano ALONSO	ESP	MOTORISMO RACING TEAM	Toyota GR86		2:07.993	4 7	+2.438	124.4
10	80 Óscar CANALES	ESP	ME-PRE	Toyota GR86		2:09.265	2 5	+3.710	123.2
11	86 Daniel CUADRADO	ESP	RX PRORACING	Toyota GR86		2:09.751	6 7	+4.196	122.7


Fastest Lap:	Lap 3	Ivan RIERA	2:05.555	126.8 Kph
---------------------	-------	------------	----------	-----------

COCHE #19 - ANULACIÓN MEJOR VUELTA - DECISIÓN N°4 - INCUMPLIMIENTO Art.10.4 ERT TOYOTA GR SPAIN

Published at:

Track Status: **DRY**


Stewards: Wladimir PASTUSCHUK Dorotea BOQUOI Alfonso BELLO	Timekeeper: Alberto Estébanez	
--	---	--



Toyota GR Cup Spain ROUND 3 - JEREZ QUALIFYING 1

Best Top Speed

No Driver	Team	Class	Top 1		Top 2		Top 3		Top 4		Top 5		
			Kph	Lap	Kph	Lap	Kph	Lap	Kph	Lap	Kph	Lap	Avg
70	Santiago CASTILLA	EFICAR TEAM	174.8	3	174.8	6	174.5	2	173.4	5	173.1	4	174,1
19	Adrian FERRER	RX PRORACING	174.2	6	173.9	3	173.4	2	155.2	5	152.5	1	165,8
41	Ivan RIERA	EFICAR TEAM	174.2	4	173.9	3	169.5	1	127.8	2			161,4
12	Luis Carlos PEREZ	RX PRORACING	173.9	4	173.4	2	173.1	3	128.6	1			162,3
23	Antonio ALBACETE	ME-PRE	173.9	4	173.9	6	172.8	2	168.2	1	163.1	5	170,4
14	Ignacio RODRIGUEZ	AVIASTEC_RACING	173.1	4	172.5	2	170.1	3	130.8	1			161,6
86	Daniel CUADRADO	RX PRORACING	173.1	2	173.1	3	172.5	5	172.5	7	171.4	4	172,5
4	Jose Antonio CHICO	VSR MOTORSPORT	172.8	4	172.2	5	171.2	2	170.6	6	170.1	3	171,4
30	Marcos DE DIEGO	EFICAR TEAM	172.2	4	172.2	5	170.9	3	170.6	6	165.6	1	170,3
42	Mariano ALONSO	MOTORISMO RACING TEAM	172.0	2	171.4	6	171.2	3	171.2	7	170.1	4	171,2
80	Óscar CANALES	ME-PRE	170.3	2	170.3	3	169.0	5	151.5	1	130.1	4	158,2



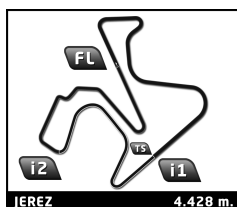
Toyota GR Cup Spain ROUND 3 - JEREZ QUALIFYING 1

Best Sector Times

Pos	Sector 1			Sector 2			Sector 3			Ideal Lap	Best Lap
	No Driver	Time	No Driver	Time	No Driver	Time	Pos	No Driver			
1	41 I.RIERA	48.218	14 I.RODRIGUEZ	35.061	41 I.RIERA	42.222	1	41 I.RIERA	2:05.520	2:05.555 (1)	
2	19 A.FERRER	48.243	41 I.RIERA	35.080	70 S.CASTILLA	42.288	2	19 A.FERRER	2:05.841	2:05.861 (2)	
3	23 A.ALBACETE	48.266	70 S.CASTILLA	35.108	19 A.FERRER	42.378	3	14 I.RODRIGUEZ	2:05.906	2:05.953 (3)	
4	12 L.PEREZ	48.311	12 L.PEREZ	35.144	23 A.ALBACETE	42.429	4	70 S.CASTILLA	2:05.937	2:06.231 (6)	
5	14 I.RODRIGUEZ	48.409	30 M.DE DIEGO	35.151	14 I.RODRIGUEZ	42.436	5	23 A.ALBACETE	2:06.053	2:06.053 (4)	
6	70 S.CASTILLA	48.541	19 A.FERRER	35.220	30 M.DE DIEGO	42.566	6	12 L.PEREZ	2:06.166	2:06.209 (5)	
7	30 M.DE DIEGO	48.581	23 A.ALBACETE	35.358	12 L.PEREZ	42.711	7	30 M.DE DIEGO	2:06.298	2:06.298 (7)	
8	4 J.CHICO	48.799	42 M.ALONSO	35.590	4 J.CHICO	42.918	8	4 J.CHICO	2:07.488	2:07.610 (8)	
9	42 M.ALONSO	48.992	4 J.CHICO	35.771	42 M.ALONSO	43.189	9	42 M.ALONSO	2:07.771	2:07.993 (9)	
10	86 D.CUADRADO	49.395	80 Ó.CANALES	36.358	80 Ó.CANALES	43.247	10	80 Ó.CANALES	2:09.051	2:09.265 (10)	
11	80 Ó.CANALES	49.446	86 D.CUADRADO	36.359	86 D.CUADRADO	43.649	11	86 D.CUADRADO	2:09.403	2:09.751 (11)	



5 y 6 de octubre

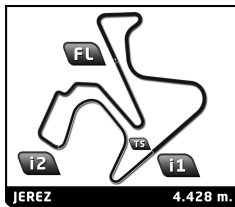


Toyota GR Cup Spain ROUND 3 - JEREZ QUALIFYING 1

Fastest Lap Sequence

Elapsed	No Driver	Team	Car	Class	Time	Kph	Lap
4:26.990	23 Antonio ALBACETE	ME-PRE	Toyota GR86		2:06.053	126.3	2
6:14.729	19 Adrian FERRER	RX PRORACING	Toyota GR86		2:05.987	126.4	2
8:09.753	41 Ivan RIERA	EFICAR TEAM	Toyota GR86		2:05.555	126.8	3





Toyota GR Cup Spain ROUND 3 - JEREZ QUALIFYING 1

Sector Analysis

— Invalidated Lap

■ Personal Best


■ Session Best

B Crossing the pit lane

Lap	Time	Sector 1	Sector 2	Sector 3	T.Spd	Elapsed	Lap	Time	Sector 1	Sector 2	Sector 3	T.Spd	Elapsed	
4	Jose Antonio CHICO ESP VSR MOTORSPORT Toyota GR86						4	2:05.622	48.218	35.153	42.251	174.2	10:15.375	
1	2:32.988	1:11.119	37.740	44.129	169.8	2:32.988								
2	2:07.610	48.799	35.893	42.918	171.2	4:40.598								
3	2:10.571	49.007	38.268	43.296	170.1	6:51.169								
4	2:07.561	48.819	35.771	42.971	172.8	8:58.730								
5	2:07.768	48.801	35.917	43.050	172.2	11:06.498								
6	2:11.581	48.816	36.147	46.618	170.6	13:18.079								
12	Luis Carlos PEREZ MEX RX PRORACING Toyota GR86													
1	2:46.288	1:21.366	38.567	46.355	128.6	2:46.288								
2	2:07.305	48.800	35.489	43.016	173.4	4:53.593								
3	2:06.209	48.342	35.156	42.711	173.1	6:59.802								
4	2:06.509	48.311	35.144	43.054	173.9	9:06.311								
14	Ignacio RODRIGUEZ ESP AVIASTEC_RACING Toyota GR86													
1	2:42.455	1:19.416	38.478	44.561	130.8	2:42.455								
2	2:06.217	48.572	35.061	42.584	172.5	4:48.672								
3	2:16.372	48.719	39.162	48.491	170.1	7:05.044								
4	2:05.953	48.409	35.108	42.436	173.1	9:10.997								
19	Adrian FERRER ESP RX PRORACING Toyota GR86													
1	4:08.742	2:47.157	37.777	43.808	152.5	4:08.742								
2	2:05.987	48.243	35.366	42.378	173.4	6:14.729								
3	2:05.861	48.258	35.220	42.383	173.9	8:20.590								
4	3:05.579B	50.385	39.832	1:35.362	129.5	11:26.169								
5	2:14.608	55.063	36.535	43.010	155.2	13:40.777								
6	2:06.270	48.450	35.249	42.571	174.2	15:47.047								
23	Antonio ALBACETE ESP ME-PRE Toyota GR86													
1	2:20.937	1:02.322	35.912	42.703	168.2	2:20.937								
2	2:06.053	48.266	35.358	42.429	172.8	4:26.990								
3	2:31.560	56.457	40.429	54.674	121.8	6:58.550								
4	3:47.765B	48.391	35.827	2:23.547	173.9	10:46.315								
5	2:14.095	54.146	36.824	43.125	163.1	13:00.410								
6	2:06.643	48.425	35.590	42.628	173.9	15:07.053								
30	Marcos DE DIEGO ESP EFICAR TEAM Toyota GR86													
1	3:55.558	2:35.980	36.290	43.288	165.6	3:55.558								
2	2:10.495	49.823	37.649	43.023	121.9	6:06.053								
3	2:06.695	48.705	35.401	42.589	170.9	8:12.748								
4	2:06.298	48.581	35.151	42.566	172.2	10:19.046								
5	2:10.827	48.707	37.149	44.971	172.2	12:29.873								
6	2:10.218	48.799	37.215	44.204	170.6	14:40.091								
41	Ivan RIERA ESP EFICAR TEAM Toyota GR86													
1	3:53.245	2:33.580	36.777	42.888	169.5	3:53.245								
2	2:10.953	51.054	37.260	42.639	127.8	6:04.198								
3	2:05.555	48.253	35.080	42.222	173.9	8:09.753								
42	Mariano ALONSO ESP MOTORISMO RACING TEAM Toyota GR86						1	2:37.653	1:12.778	41.293	43.582	168.7	2:37.653	
2	2:08.469	49.547	35.684	43.238	172.0	4:46.122								
3	2:08.761	49.876	35.590	43.295	171.2	6:54.883								
4	2:07.993	49.192	35.612	43.189	170.1	9:02.876								
5	2:34.521	1:10.518	40.098	43.905	133.2	11:37.397								
6	2:21.200	48.992	35.891	56.317	171.4	13:58.597								
7	2:08.582	49.361	35.814	43.407	171.2	16:07.179								
70	Santiago CASTILLA ESP EFICAR TEAM Toyota GR86						1	2:36.581	1:13.986	39.136	43.459	129.7	2:36.581	
2	2:06.231	48.835	35.108	42.288	174.5	4:42.812								
3	2:08.080	48.729	35.331	44.020	174.8	6:50.892								
4	2:06.922	48.667	35.359	42.896	173.1	8:57.814								
5	2:11.033	48.767	38.677	43.589	173.4	11:08.847								
6	2:07.525	48.541	35.453	43.531	174.8	13:16.372								
80	Óscar CANALES ESP ME-PRE Toyota GR86						1	2:24.142	1:02.591	37.234	44.317	151.5	2:24.142	
2	2:09.265	49.660	36.358	43.247	170.3	4:33.407								
3	5:28.107B	49.446	38.713	3:59.948	170.3	10:01.514								
4	2:29.783	1:05.912	38.814	45.057	130.1	12:31.297								
5	2:10.024	49.621	36.689	43.714	169.0	14:41.321								
86	Daniel CUADRADO ESP RX PRORACING Toyota GR86						1	2:47.166	1:22.069	40.054	45.043	140.1	2:47.166	
2	2:10.166	49.830	36.687	43.649	173.1	4:57.332								
3	2:55.911B	50.743	37.005	1:28.163	173.1	7:53.243								
4	2:16.777	55.277	37.249	44.251	171.4	10:10.020								
5	2:09.975	49.439	36.776	43.760	172.5	12:19.995								
6	2:09.751	49.395	36.359	43.997	171.4	14:29.746								
7	2:09.943	49.623	36.667	43.653	172.5	16:39.689								





5 y 6 de octubre



Toyota GR Cup Spain ROUND 3 - JEREZ QUALIFYING 1


Flag Analysis

Flag	Time
 GREEN FLAG	13:20:00.000
 CHEQUERED FLAG	13:35:00.000





5 y 6 de octubre



Toyota GR Cup Spain ROUND 3 - JEREZ QUALIFYING 1

Track Limits Analysis

No	Driver	Team	T.L. Nr	Camera	Lap	Time	
4	Jose Antonio CHICO	VSR MOTORSPORT	1	Turn 10	4	13:28:20.693	
4	Jose Antonio CHICO	VSR MOTORSPORT	2	Turn 10	6	13:32:36.427	
4	Jose Antonio CHICO	VSR MOTORSPORT	3	Turn 5	7	13:33:49.931	
							Total Infractions: <input type="text" value="3"/>
19	Adrian FERRER	RX PRORACING	1	Turn 10	5	13:33:02.830	
							Total Infractions: <input type="text" value="1"/>
41	Ivan RIERA	EFICAR TEAM	1	Turn 3	2	13:24:12.731	
41	Ivan RIERA	EFICAR TEAM	2	Turn 10	4	13:29:38.088	
							Total Infractions: <input type="text" value="2"/>
80	Óscar CANALES	ME-PRE	1	Turn 5	4	13:30:47.587	
							Total Infractions: <input type="text" value="1"/>


Published at:

TOTAL TRACK LIMITS: 7





5 y 6 de octubre




Toyota GR Cup Spain ROUND 3 - JEREZ QUALIFYING 1


Provisional Race Director Report

Hour	Flag	Message
13:20:00		PIT LANE OPEN
13:35:02		CHEQUERED FLAG

Published at:

Race Director: Xavi Boné	Timekeeper: Alberto Estébanez	
------------------------------------	---	---





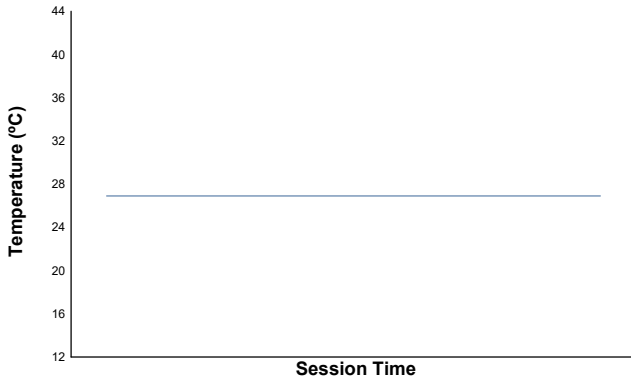
ROUND 3 - JEREZ

Toyota GR Cup Spain

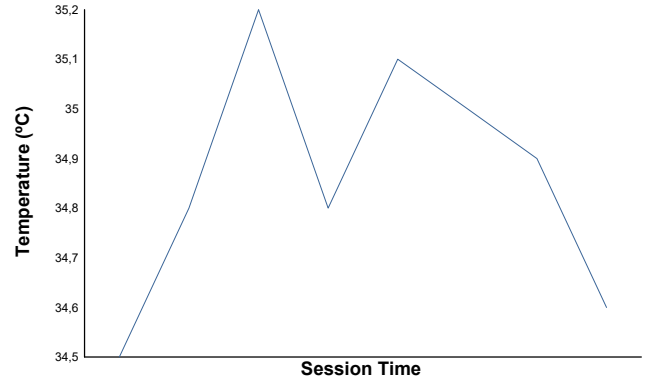
QUALIFYING 1

Weather Report

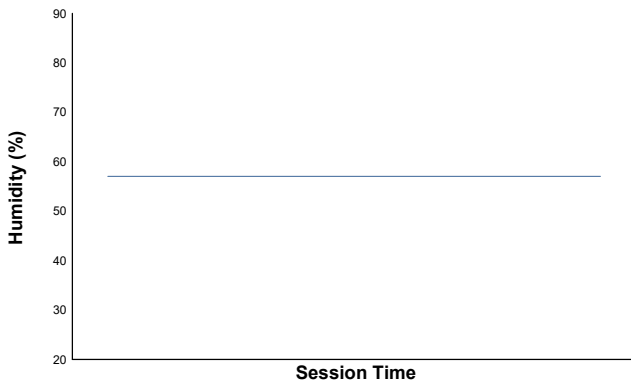
Air Temperature



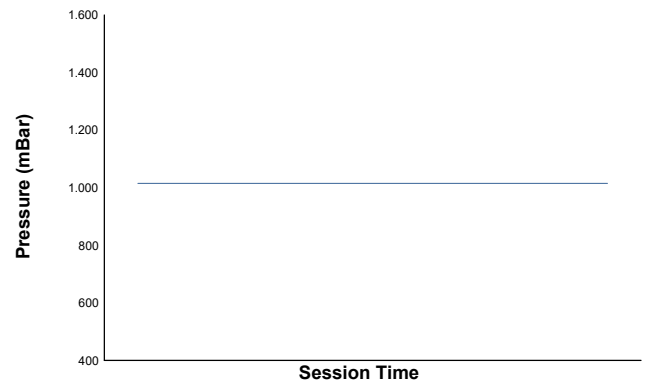
Track Temperature



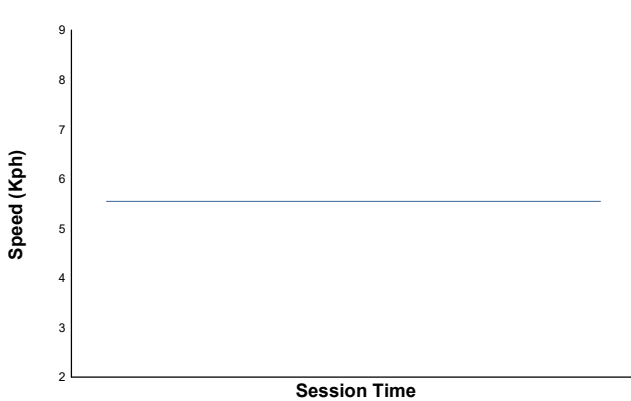
Humidity



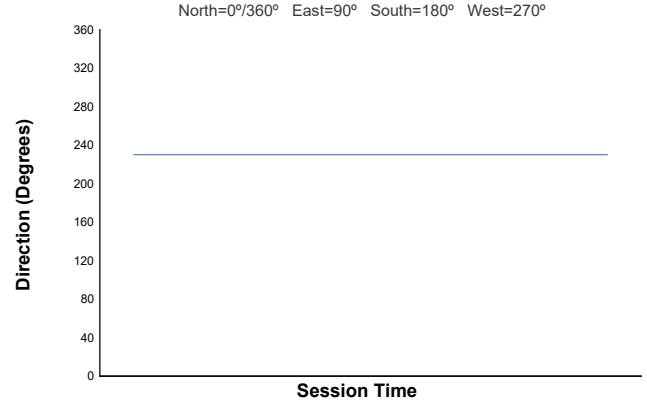
Pressure



Wind Speed




Wind Direction



Track Status: **DRY**



5 y 6 de octubre



Toyota GR Cup Spain ROUND 3 - JEREZ RACE 1 (25 Minutes +1 Lap)

Final Starting Grid

2:09.751	Daniel CUADRADO	RX PRORACING	86	- 6 -		
					80	ME-PRE Óscar CANALES 2:09.265
2:07.993	Mariano ALONSO	MOTORISMO RACING TEAM	42	- 5 -		
					4	VSR MOTORSPORT Jose Antonio CHICO 2:07.610
2:06.298	Marcos DE DIEGO	EFICAR TEAM	30	- 4 -		
					70	EFICAR TEAM Santiago CASTILLA 2:06.231
2:06.209	Luis Carlos PEREZ	RX PRORACING	12	- 3 -		
					23	ME-PRE Antonio ALBACETE 2:06.053
2:05.987	Adrian FERRER	RX PRORACING	19	- 2 -		
					14	AVIASTEC_RACING Ignacio RODRIGUEZ 2:05.953
2:05.555	Ivan RIERA	EFICAR TEAM	41	- 1 -		




Published at:

Stewards: Wladimir PASTUSCHUK Dorotea BOQUOI Alfonso BELLO	Timekeeper: Alberto Estébanez	
--	---	--





5 y 6 de octubre



Toyota GR Cup Spain ROUND 3 - JEREZ RACE 1 (25 Minutes +1 Lap)

Final Classification

No	Driver	Nat	Team	Car	Cl.	Laps	Total Time	Gap	Kph	Best Lap		
										Lap	Time	Kph
1	41 Ivan RIERA	ESP	EFICAR TEAM	Toyota GR86		12	27:30.659	-	115.8	3	2:06.635	125.7
2	19 Adrian FERRER	ESP	RX PRORACING	Toyota GR86		12	27:31.934	+1.275	115.7	11	2:06.752	125.6
3	14 Ignacio RODRIGUEZ	ESP	AVIASTEC_RACING	Toyota GR86		12	27:33.195	+2.536	115.6	4	2:06.932	125.4
4	23 Antonio ALBACETE	ESP	ME-PRE	Toyota GR86		12	27:34.165	+3.506	115.5	2	2:07.209	125.2
5	12 Luis Carlos PEREZ	MEX	RX PRORACING	Toyota GR86		12	27:35.334	+4.675	115.4	5	2:07.346	125.0
6	30 Marcos DE DIEGO	ESP	EFICAR TEAM	Toyota GR86		12	27:35.797	+5.138	115.4	4	2:07.437	124.9
7	70 Santiago CASTILLA	ESP	EFICAR TEAM	Toyota GR86		12	27:36.610	+5.951	115.3	6	2:07.997	124.4
8	86 Daniel CUADRADO	ESP	RX PRORACING	Toyota GR86		12	27:47.256	+16.597	114.6	2	2:10.015	122.5
9	42 Mariano ALONSO	ESP	MOTORISMO RACING TEAM	Toyota GR86		12	27:49.752	+19.093	114.4	2	2:08.511	123.9
Not classified												
4	Jose Antonio CHICO	ESP	VSR MOTORSPORT	Toyota GR86		7	15:09.228			7	2:07.878	124.5
80	Óscar CANALES	ESP	ME-PRE	Toyota GR86		3	6:43.115			2	2:10.532	122.0


Pole Position:	Ivan RIERA	2:05.555	126.8 Kph
Fastest Lap:	Lap3 Ivan RIERA	2:06.635	125.7 Kph

Published at:

Track Status: **DRY**

Stewards: Wladimir PASTUSCHUK Dorothea BOQUOI Alfonso BELLO	Timekeeper: Alberto Estébanez	
---	---	--






Toyota GR Cup Spain ROUND 3 - JEREZ RACE 1

Best Sector Times

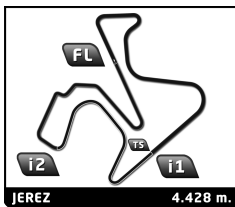
Pos	Sector 1		Sector 2		Sector 3		Pos	No Driver	Ideal Lap	Best Lap	
	No Driver	Time	No Driver	Time	No Driver	Time					
1	41 I.RIERA	48.612	19 A.FERRER	35.251	41 I.RIERA	42.394	1	41 I.RIERA	2:06.292	2:06.635	(1)
2	19 A.FERRER	48.658	41 I.RIERA	35.286	14 I.RODRIGUEZ	42.550	2	19 A.FERRER	2:06.505	2:06.752	(2)
3	23 A.ALBACETE	48.678	14 I.RODRIGUEZ	35.347	19 A.FERRER	42.596	3	14 I.RODRIGUEZ	2:06.594	2:06.932	(3)
4	14 I.RODRIGUEZ	48.697	23 A.ALBACETE	35.565	30 M.DE DIEGO	42.618	4	23 A.ALBACETE	2:07.012	2:07.209	(4)
5	12 L.PEREZ	48.729	12 L.PEREZ	35.646	23 A.ALBACETE	42.769	5	12 L.PEREZ	2:07.155	2:07.346	(5)
6	30 M.DE DIEGO	48.923	30 M.DE DIEGO	35.712	12 L.PEREZ	42.780	6	30 M.DE DIEGO	2:07.253	2:07.437	(6)
7	70 S.CASTILLA	48.975	70 S.CASTILLA	35.747	70 S.CASTILLA	42.927	7	70 S.CASTILLA	2:07.649	2:07.997	(8)
8	4 J.CHICO	48.988	42 M.ALONSO	35.747	42 M.ALONSO	42.931	8	4 J.CHICO	2:07.850	2:07.878	(7)
9	42 M.ALONSO	49.309	4 J.CHICO	35.866	4 J.CHICO	42.996	9	42 M.ALONSO	2:07.987	2:08.511	(9)
10	86 D.CUADRADO	49.653	86 D.CUADRADO	36.360	86 D.CUADRADO	43.515	10	86 D.CUADRADO	2:09.528	2:10.015	(10)
11	80 Ó.CANALES	49.848	80 Ó.CANALES	36.764	80 Ó.CANALES	43.647	11	80 Ó.CANALES	2:10.259	2:10.532	(11)



Toyota GR Cup Spain ROUND 3 - JEREZ RACE 1

Best Top Speed

No Driver	Team	Class	Top 1		Top 2		Top 3		Top 4		Top 5		
			Kph	Lap	Kph	Lap	Kph	Lap	Kph	Lap	Kph	Lap	Avg
14	Ignacio RODRIGUEZ	AVIASTEC_RACING	176.2	7	175.9	12	175.0	4	175.0	11	173.6	8	175,1
19	Adrian FERRER	RX PRORACING	176.2	4	174.8	2	174.5	1	174.5	3	173.9	5	174,8
70	Santiago CASTILLA	EFICAR TEAM	176.2	11	175.9	8	175.6	12	173.4	5	173.4	1	174,9
23	Antonio ALBACETE	ME-PRE	175.9	3	175.6	8	175.3	11	175.0	12	174.8	5	175,3
30	Marcos DE DIEGO	EFICAR TEAM	174.8	11	173.6	5	172.8	12	171.2	4	170.9	2	172,7
12	Luis Carlos PEREZ	RX PRORACING	174.2	5	173.9	7	173.9	11	173.4	3	173.1	1	173,7
41	Ivan RIERA	EFICAR TEAM	173.4	12	173.1	11	172.2	2	172.0	5	172.0	3	172,5
4	Jose Antonio CHICO	VSR MOTORSPORT	172.2	3	171.4	2	171.2	7	170.9	6	170.6	5	171,3
86	Daniel CUADRADO	RX PRORACING	172.2	3	172.0	12	171.7	11	170.9	7	170.1	6	171,4
42	Mariano ALONSO	MOTORISMO RACING TEAM	171.7	2	170.9	12	170.9	1	170.6	4	170.1	5	170,8
80	Óscar CANALES	ME-PRE	170.3	1	169.5	2	168.2	3					169,3



Toyota GR Cup Spain

ROUND 3 - JEREZ

RACE 1

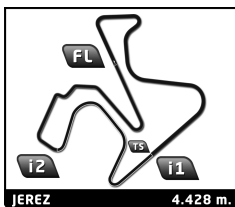
Lap Chart

No	Pos	Grid	Lap											
			1	2	3	4	5	6	7	8	9	10	11	12
41	1	41	41	41	41	41	41	41	41	41	41	41	41	41
14	2	14	14	14	14	14	14	14	19	19	19	19	19	19
19	3	19	19	19	19	19	19	19	14	14	14	14	14	14
23	4	23	12	12	12	12	12	12	12	12	12	12	23	23
12	5	12	23	23	23	23	23	23	23	23	23	23	12	12
70	6	70	4	4	4	4	30	30	30	30	30	30	30	30
30	7	30	42	42	30	30	4	4	4	70	70	70	70	70
4	8	4	70	70	42	70	70	70	42	42	42	86	86	86
42	9	42	30	30	70	42	42	42	42	86	86	86	42	42
80	10	80	80	80	80	86	86	86	86					
86	11	86	86	86	86									





5 y 6 de octubre

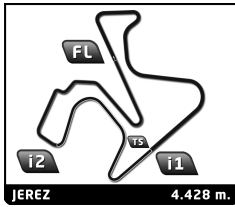


Toyota GR Cup Spain ROUND 3 - JEREZ RACE 1

Fastest Lap Sequence

Elapsed	No Driver	Team	Car	Class	Time	Kph	Lap
4:21.005	41 Ivan RIERA	EFICAR TEAM	Toyota GR86		2:06.640	125.7	2
6:27.640	41 Ivan RIERA	EFICAR TEAM	Toyota GR86		2:06.635	125.7	3





Toyota GR Cup Spain

ROUND 3 - JEREZ

RACE 1


Analysis by lap

Lapped ■

No	Lap Time	Gap	No	Lap Time	Gap	No	Lap Time	Gap	No	Lap Time	Gap	No	Lap Time	Gap								
Lap 1																						
41	2:14.365	0.000	12	2:07.346	5.302	19	3:13.109	0.698	14	3:12.680	1.493	23	2:07.443	6.024	30	2:07.451	10.386	12	3:12.877	2.082		
14	2:15.825	1.460	4	2:08.820	11.254	70	2:08.065	12.315	23	3:12.191	2.195	70	2:09.101	14.135	42	2:09.101	14.135	30	3:12.034	2.570		
19	2:16.014	1.649	86	2:11.427	24.048	42	3:13.494	5.289	70	3:11.992	3.098	86	3:14.311	6.978	42	3:13.494	5.289					
12	2:17.070	2.705	Lap 6																			
23	2:18.075	3.710	41	2:07.496	Lap 11																	
4	2:18.381	4.016	14	2:07.900	4.487	41	2:06.764	Lap 12														
42	2:19.362	4.997	19	2:07.726	4.509	19	2:06.752	0.686	19	2:07.462	1.275											
70	2:19.945	5.580	12	2:07.488	5.294	14	2:07.031	1.760	14	2:07.649	2.536											
30	2:20.271	5.906	23	2:07.350	5.878	23	2:07.383	2.814	23	2:07.565	3.506											
80	2:21.451	7.086	30	2:07.754	10.644	12	2:08.415	3.733	12	2:07.815	4.675											
86	2:22.387	8.022	4	2:08.274	12.032	30	2:08.271	4.077	30	2:07.934	5.138											
Lap 2																						
41	2:06.640	Lap 7																				
14	2:08.126	2.946	19	2:07.489	4.668	41	2:06.873	Lap 8														
19	2:08.477	3.486	14	2:08.135	5.292	19	2:06.956	4.180	19	2:06.956	4.180											
12	2:07.706	3.771	12	2:08.052	6.016	14	2:07.734	5.582	14	2:07.734	5.582											
23	2:07.209	4.279	23	2:07.828	6.376	12	2:08.375	6.947	12	2:08.375	6.947											
4	2:08.513	5.889	30	2:08.001	11.315	23	2:08.481	7.413	23	2:08.481	7.413											
42	2:08.511	6.868	4	2:07.878	12.580	30	2:07.951	11.822	30	2:07.951	11.822											
70	2:08.049	6.989	70	2:08.237	13.723	70	2:08.084	14.363	70	2:08.084	14.363											
30	2:08.045	7.311	42	2:09.320	18.344	42	2:10.039	20.939	42	2:10.039	20.939											
80	2:10.532	10.978	86	2:11.189	31.072	86	2:13.331	36.959	86	2:13.331	36.959											
86	2:10.015	11.397	Lap 9																			
Lap 3																						
41	2:06.635	Lap 10																				
14	2:07.696	4.007	41	2:59.788	Lap 5																	
19	2:07.405	4.256	19	2:56.339	0.731	41	2:07.358	Lap 4														
12	2:07.507	4.643	14	2:56.161	1.955	14	2:06.932	4.115	Lap 1													
23	2:07.527	5.171	12	2:55.188	2.347	19	2:07.217	4.649	Lap 2													
4	2:08.449	7.703	23	2:55.521	3.146	12	2:07.495	5.314	Lap 3													
30	2:09.004	9.680	30	2:51.644	3.678	23	2:07.592	5.939	Lap 4													
42	2:09.983	10.216	70	2:49.673	4.248	4	2:08.913	9.792	Lap 5													
70	2:09.893	10.247	42	2:43.786	4.937	30	2:07.437	10.293	Lap 6													
80	2:11.132	15.475	86	2:28.638	5.809	70	2:08.185	11.608	Lap 7													
86	2:10.900	15.662	Lap 8																			
Lap 4																						
41	2:06.824	Lap 9																				
14	2:06.932	4.115	41	3:13.142	Lap 10																	
19	2:07.217	4.649	Lap 11																			
12	2:07.495	5.314	Lap 12																			
23	2:07.592	5.939	Lap 13																			
4	2:08.913	9.792	Lap 14																			
30	2:07.437	10.293	Lap 15																			
70	2:08.185	11.608	Lap 16																			
42	2:09.000	12.392	Lap 17																			
86	2:11.141	19.979	Lap 18																			
Lap 5																						
41	2:07.358	Lap 19																				
14	2:07.326	4.083	Lap 20																			
19	2:06.988	4.279	Lap 21																			



5 y 6 de octubre



Toyota GR Cup Spain ROUND 3 - JEREZ RACE 1

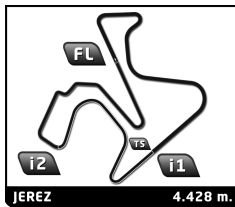
Flag Analysis

Flag	Time
	GREEN FLAG 16:33:16.364
	YELLOW FLAG AT SECTOR 1 16:40:56.567
	GREEN FLAG AT SECTOR 1 16:45:07.253
	YELLOW FLAG AT SECTOR 2 16:50:03.383
	SAFETY CAR 16:50:21.029
	GREEN FLAG 16:56:23.227
	CHEQUERED FLAG 17:00:47.023





5 y 6 de octubre



Toyota GR Cup Spain ROUND 3 - JEREZ RACE 1

Sector Analysis

— Invalidated Lap

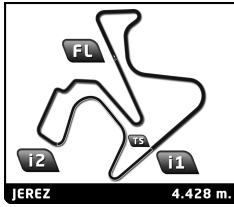
■ Personal Best

■ Session Best

B Crossing the pit lane

Lap	Time	Sector 1	Sector 2	Sector 3	T.Sp	Elapsed	Lap	Time	Sector 1	Sector 2	Sector 3	T.Sp	Elapsed
4 Jose Antonio CHICO ESP VSR MOTORSPORT Toyota GR86													
1	2:18.381	58.975	36.003	43.403	170.1	2:18.381							
2	2:08.513	49.317	36.006	43.190	171.4	4:26.894							
3	2:08.449	49.238	36.013	43.198	172.2	6:35.343							
4	2:08.913	49.401	36.307	43.205	169.8	8:44.256							
5	2:08.820	49.174	36.512	43.134	170.6	10:53.076							
6	2:08.274	49.326	35.866	43.082	170.9	13:01.350							
7	2:07.878	48.988	35.894	42.996	171.2	15:09.228							
12 Luis Carlos PEREZ MEX RX PRORACING Toyota GR86													
1	2:17.070	57.799	36.034	43.237	173.1	2:17.070							
2	2:07.706	48.729	35.647	43.330	172.2	4:24.776							
3	2:07.507	48.841	35.787	42.879	173.4	6:32.283							
4	2:07.495	48.866	35.682	42.947	172.5	8:39.778							
5	2:07.346	48.783	35.713	42.850	174.2	10:47.124							
6	2:07.488	48.914	35.794	42.780	173.1	12:54.612							
7	2:08.052	48.945	35.833	43.274	173.9	15:02.664							
8	2:08.375	49.091	36.125	43.159	172.5	17:11.039							
9	2:55.188	1:01.575	53.633	59.980	91.5	20:06.227							
10	3:12.877	1:19.945	55.696	57.236	92.6	23:19.104							
11	2:08.415	49.804	35.646	42.965	173.9	25:27.519							
12	2:07.815	49.052	35.658	43.105	172.8	27:35.334							
14 Ignacio RODRIGUEZ ESP AVIASTEC_RACING Toyota GR86													
1	2:15.825	57.306	35.874	42.645	172.0	2:15.825							
2	2:08.126	48.697	35.702	43.727	173.1	4:23.951							
3	2:07.696	49.046	35.541	43.109	173.1	6:31.647							
4	2:06.932	48.860	35.522	42.550	175.0	8:38.579							
5	2:07.326	49.083	35.347	42.896	172.2	10:45.905							
6	2:07.900	49.212	35.587	43.101	171.7	12:53.805							
7	2:08.135	49.391	35.892	42.852	176.2	15:01.940							
8	2:07.734	49.066	35.565	43.103	173.6	17:09.674							
9	2:56.161	1:02.323	53.668	1:00.170	92.8	20:05.835							
10	3:12.680	1:19.655	55.952	57.073	94.7	23:18.515							
11	2:07.031	48.804	35.448	42.779	175.0	25:25.546							
12	2:07.649	48.716	35.465	43.468	175.9	27:33.195							
19 Adrian FERRER ESP RX PRORACING Toyota GR86													
1	2:16.014	57.522	35.869	42.623	174.5	2:16.014							
2	2:08.477	48.713	35.733	44.031	174.8	4:24.491							
3	2:07.405	48.658	35.829	42.918	174.5	6:31.896							
4	2:07.217	48.743	35.878	42.596	176.2	8:39.113							
5	2:06.988	48.798	35.438	42.752	173.9	10:46.101							
6	2:07.726	49.300	35.588	42.838	171.7	12:53.827							
7	2:07.489	49.214	35.649	42.626	173.6	15:01.316							
8	2:06.956	48.816	35.511	42.629	172.2	17:08.272							
9	2:56.339	1:02.281	54.126	59.932	85.6	20:04.611							
10	3:13.109	1:19.254	56.671	57.184	93.7	23:17.720							
11	2:06.752	48.800	35.251	42.701	172.5	25:24.472							
12	2:07.462	49.273	35.517	42.672	173.6	27:31.934							
23 Antonio ALBACETE ESP ME-PRE Toyota GR86													
1	2:18.075	57.691	36.452	43.932	173.1	2:18.075							
2	2:07.209	48.678	35.693	42.838	174.5	4:25.284							
3	2:07.527	48.696	35.760	43.071	175.9	6:32.811							
4	2:07.592	48.871	35.737	42.984	172.8	8:40.403							
5	2:07.443	48.853	35.822	42.768	174.8	10:47.846							
6	2:07.350	48.750	35.795	42.805	174.5	12:55.196							
7	2:07.828	49.021	35.690	43.117	171.4	15:03.024							
8	2:08.481	48.960	36.087	43.434	175.6	17:11.505							
9	2:55.521	1:02.134	53.600	59.787	94.8	20:07.026							
10	3:12.191	1:20.206	55.412	56.573	89.6	23:19.217							
11	2:07.383	49.049	35.565	42.769	175.3	25:26.600							
12	2:07.565	48.840	35.684	43.041	175.0	27:34.165							
30 Marcos DE DIEGO ESP EFICAR TEAM Toyota GR86													
1	2:20.271	1:01.253	36.175	42.843	170.1	2:20.271							
2	2:08.045	49.234	35.775	43.036	170.9	4:28.316							
3	2:09.004	49.774	35.958	43.272	170.9	6:37.320							
4	2:07.437	48.994	35.825	42.618	171.2	8:44.757							
5	2:07.451	48.923	35.743	42.785	173.6	10:52.208							
6	2:07.754	49.179	35.776	42.799	169.5	12:59.962							
7	2:08.001	49.235	35.887	42.879	169.8	15:07.963							
8	2:07.951	49.280	35.712	42.959	168.5	17:15.914							
9	2:51.644	59.375	52.732	59.537	95.1	20:07.558							
10	3:12.034	1:20.143	55.681	56.210	88.1	23:19.592							
11	2:08.271	49.618	35.950	42.703	174.8	25:27.863							
12	2:07.934	49.012	35.720	43.202	172.8	27:35.797							
41 Ivan RIERA ESP EFICAR TEAM Toyota GR86													
1	2:14.365	56.622	35.349	42.394	171.2	2:14.365							
2	2:06.640	48.626	35.403	42.611	172.2	4:21.005							
3	2:06.635	48.645	35.403	42.587	172.0	6:27.640							
4	2:06.824	48.644	35.430	42.750	171.7	8:34.464							
5	2:07.358	48.911	35.626	42.821	172.0	10:41.822							
6	2:07.496	48.868	35.712	42.916	171.2	12:49.318							
7	2:07.330	48.797	35.649	42.884	171.4	14:56.648							
8	2:07.444	49.022	35.584	42.838	170.9	17:04.092							
9	2:59.788	1:05.872	54.097	59.819	85.2	20:03.880							
10	3:13.142	1:19.495	56.691	56.956	88.5	23:17.022							
11	2:06.764	48.863	35.340	42.561	173.1	25:23.786							
12	2:06.873	48.612	35.286	42.975	173.4	27:30.659							
42 Mariano ALONSO ESP MOTORISMO RACING TEAM Toyota GR86													
1	2:19.362	1:00.211	35.747	43.404	170.9	2:19.362							
2	2:08.511	49.309	35.900	43.302	171.7	4:27.873							
3	2:09.983	50.805	36.247	42.931	168.5	6:37.856							
4	2:09.000	49.957	36.181	42.862	170.6	8:46.856							
5	2:09.101	49.805	36.177	43.119	170.1	10:55.957							
6	2:09.715	49.772	36.207	43.736	169.0	13:05.672							
7	2:09.320	49.723	36.312	43.285	169.8	15:14.992							
8	2:10.039	49.837	36.138	44.064	170.1	17:25.031							
9	2:43.786	53.244	51.440	59.102	113.1	20:08.817							





Toyota GR Cup Spain

ROUND 3 - JEREZ

RACE 1

Sector Analysis


— Invalidated Lap ■ Personal Best ■ Session Best B Crossing the pit lane

Lap	Time	Sector 1	Sector 2	Sector 3	T.Sp	Elapsed	Lap	Time	Sector 1	Sector 2	Sector 3	T.Sp	Elapsed
10	3:13.494	1:20.429	55.168	57.897	84.0	23:22.311							
11	2:17.953	58.106	36.338	43.509	167.4	25:40.264							
12	2:09.488	49.775	36.283	43.430	170.9	27:49.752							

70 Santiago CASTILLA		ESP				
EFICAR TEAM		Toyota GR86				
1	2:19.945	1:00.304	36.057	43.584	173.4	2:19.945
2	2:08.049	49.230	35.747	43.072	173.4	4:27.994
3	2:09.893	49.857	35.925	<u>44.111</u>	171.2	6:37.887
4	2:08.185	49.325	35.873	42.987	173.1	8:46.072
5	2:08.065	49.113	35.898	43.054	173.4	10:54.137
6	2:07.997	49.206	35.810	42.981	172.8	13:02.134
7	<u>2:08.237</u>	49.458	35.755	<u>43.024</u>	173.1	15:10.371
8	2:08.084	48.975	35.935	43.174	175.9	17:18.455
9	2:49.673	57.794	52.269	59.610	91.1	20:08.128
10	3:11.992	1:20.196	55.479	56.317	82.9	23:20.120
11	2:08.415	49.573	35.915	42.927	176.2	25:28.535
12	2:08.075	49.019	35.903	43.153	175.6	27:36.610

80 Óscar CANALES		ESP				
ME-PRE		Toyota GR86				
1	2:21.451	1:00.862	36.875	43.714	170.3	2:21.451
2	2:10.532	49.848	36.764	43.920	169.5	4:31.983
3	2:11.132	50.594	36.891	43.647	168.2	6:43.115

86 Daniel CUADRADO		ESP				
RX PRORACING		Toyota GR86				
1	2:22.387	1:01.819	36.582	43.986	169.0	2:22.387
2	2:10.015	49.924	36.360	43.731	169.5	4:32.402
3	2:10.900	50.422	36.963	43.515	172.2	6:43.302
4	2:11.141	50.188	36.924	44.029	167.2	8:54.443
5	2:11.427	50.373	36.963	44.091	170.1	11:05.870
6	2:10.661	49.653	36.529	44.479	170.1	13:16.531
7	2:11.189	50.066	36.946	44.177	170.9	15:27.720
8	2:13.331	50.039	36.597	46.695	170.1	17:41.051
9	2:28.638	51.300	38.741	58.597	165.4	20:09.689
10	3:14.311	1:20.536	55.955	57.820	88.7	23:24.000
11	2:11.833	50.407	36.415	45.011	171.7	25:35.833
12	2:11.423	50.168	36.850	44.405	172.0	27:47.256



Toyota GR Cup Spain

ROUND 3 - JEREZ

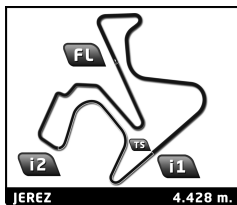
RACE 1

Track Limits Analysis

No	Driver	Team	T.L. Nr	Camera	Lap	Time	
4	Jose Antonio CHICO	VSR MOTORSPORT	1	Turn 10	2	16:37:05.082	
							Total Infractions: <input type="text" value="1"/>
12	Luis Carlos PEREZ	RX PRORACING	1	Turn 3	7	16:46:29.799	
12	Luis Carlos PEREZ	RX PRORACING	2	Turn 3	11	16:56:55.285	
							Total Infractions: <input type="text" value="2"/>
14	Ignacio RODRIGUEZ	AVIASTEC_RACING	1	Turn 10	11	16:58:04.150	
							Total Infractions: <input type="text" value="1"/>
19	Adrian FERRER	RX PRORACING	1	Turn 10	3	16:39:10.079	
19	Adrian FERRER	RX PRORACING	2	Turn 10	7	16:47:40.086	
							Total Infractions: <input type="text" value="2"/>
23	Antonio ALBACETE	ME-PRE	1	Turn 10	5	16:43:25.874	
23	Antonio ALBACETE	ME-PRE	2	Turn 5	7	16:46:44.565	
23	Antonio ALBACETE	ME-PRE	3	Turn 3	11	16:56:55.285	
							Total Infractions: <input type="text" value="3"/>
42	Mariano ALONSO	MOTORISMO RACING TEAM	1	Turn 10	4	16:41:25.480	
42	Mariano ALONSO	MOTORISMO RACING TEAM	2	Turn 3	5	16:42:23.078	
42	Mariano ALONSO	MOTORISMO RACING TEAM	3	Turn 10	5	16:43:34.137	
42	Mariano ALONSO	MOTORISMO RACING TEAM	4	Turn 10	6	16:45:43.340	
							Total Infractions: <input type="text" value="4"/>
70	Santiago CASTILLA	EFICAR TEAM	1	Turn 10	3	16:39:15.138	
70	Santiago CASTILLA	EFICAR TEAM	2	Turn 10	7	16:47:48.750	
							Total Infractions: <input type="text" value="2"/>



5 y 6 de octubre




Toyota GR Cup Spain ROUND 3 - JEREZ RACE 1


Provisional Race Director Report

Hour	Flag	Message
16:20:00		PIT LANE OPEN
16:25:09		5 MINUTOS - PIT LANE CERRADO
16:27:01		3 MINUTOS
16:29:01		1 MINUTO
16:29:46		15 SEGUNDOS
16:30:01		VUELTA FORMACION
16:40:56	YF	YELLOW FLAG AT TURN 5
16:41:58		COCHE 80 PARADO CURVA 5 - PILOTO OK
16:44:53	YF	DOUBLE YELLOW AT TURN 5
16:45:07	GF	GREEN FLAG
16:45:39		WARNING FLAG COCHE 42 - TRACK LIMITS
16:50:03	YF	YELLOW FLAG AT TURN 9
16:50:21	SF	SAFETY CAR
16:51:03		SC ON TRACK
16:56:19		SC EN ESTA VUELTA
16:56:23	GF	GREEN FLAG
16:57:57		WARNING FLAG COCHE 23 - TRACK LIMITS
16:59:00		ULTIMA VUELTA
17:00:41		CHEQUERED FLAG

Published at:

Race Director: Xavi Boné	Timekeeper: Alberto Estébanez	
------------------------------------	---	---





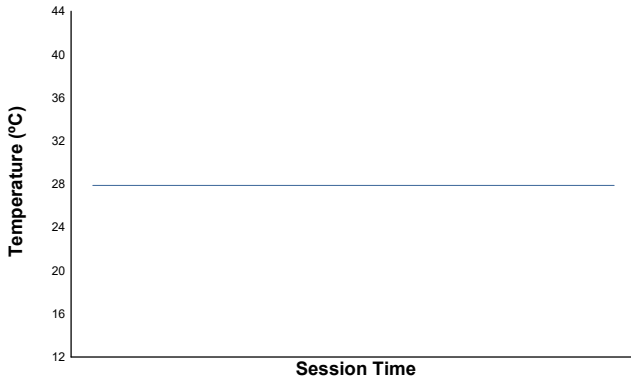
ROUND 3 - JEREZ

Toyota GR Cup Spain

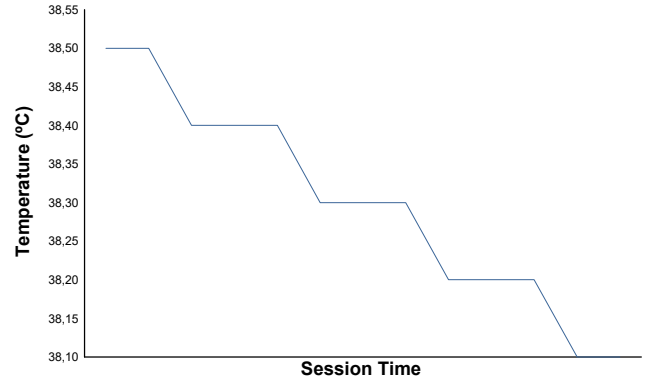
RACE 1

Weather Report

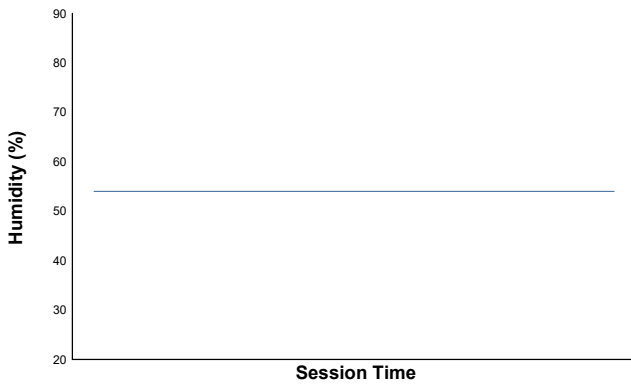
Air Temperature



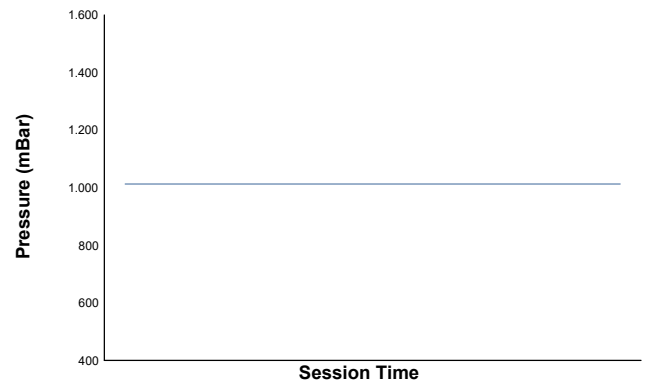
Track Temperature



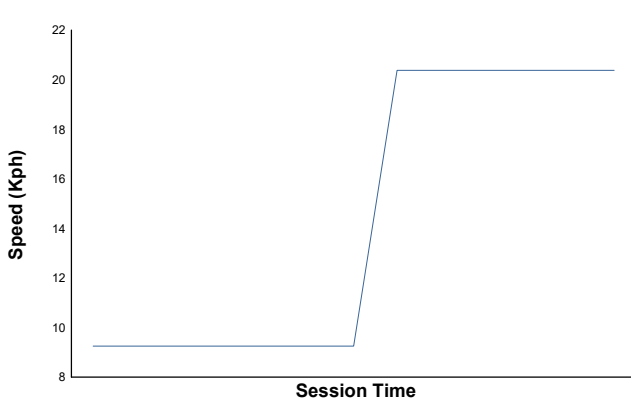
Humidity



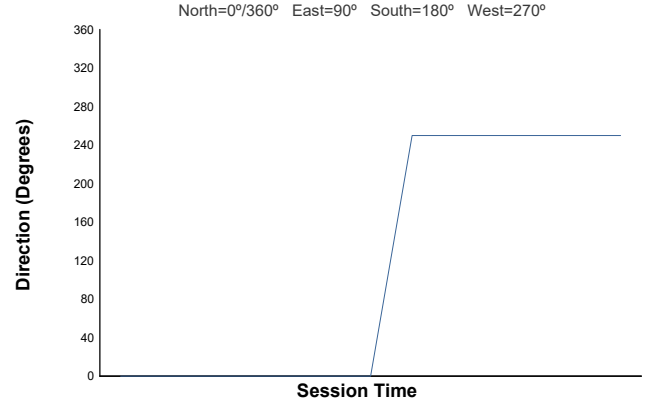
Pressure



Wind Speed




Wind Direction



Track Status: **DRY**



5 y 6 de octubre



Toyota GR Cup Spain ROUND 3 - JEREZ QUALIFYING 2

Final Classification

No	Driver	Nat	Team	Car	Cl.	Time	Lap Total	Gap	Kph
1	41 Ivan RIERA	ESP	EFICAR TEAM	Toyota GR86		2:04.912	4 6	-	127.5
2	14 Ignacio RODRIGUEZ	ESP	AVIASTEC_RACING	Toyota GR86		2:05.109	5 5	+0.197	127.3
3	23 Antonio ALBACETE	ESP	ME-PRE	Toyota GR86		2:05.246	3 5	+0.334	127.1
4	19 Adrian FERRER	ESP	RX PRORACING	Toyota GR86		2:05.464	2 6	+0.552	126.9
5	30 Marcos DE DIEGO	ESP	EFICAR TEAM	Toyota GR86		2:05.603	4 4	+0.691	126.8
6	12 Luis Carlos PEREZ	MEX	RX PRORACING	Toyota GR86		2:06.482	7 7	+1.570	125.9
7	70 Santiago CASTILLA	ESP	EFICAR TEAM	Toyota GR86		2:06.573	7 7	+1.661	125.8
8	86 Ignacio CROCICCHIA	ESP	RX PRORACING	Toyota GR86		2:06.898	6 7	+1.986	125.5
9	4 Jose Antonio CHICO	ESP	VSR MOTORSPORT	Toyota GR86		2:07.173	5 7	+2.261	125.2
10	42 Mariano ALONSO	ESP	MOTORISMO RACING TEAM	Toyota GR86		2:07.725	5 6	+2.813	124.7
11	80 Óscar CANALES	ESP	ME-PRE	Toyota GR86					


Fastest Lap:	Lap 4	Ivan RIERA	2:04.912	127.5 Kph
---------------------	-------	------------	----------	-----------

Track Status: **DRY**

Published at:

Stewards: Wladimir PASTUSCHUK Dorotea BOQUOI Alfonso BELLO	Timekeeper: Alberto Estébanez	
--	---	--






Toyota GR Cup Spain ROUND 3 - JEREZ QUALIFYING 2

Best Top Speed

No Driver	Team	Class	Top 1		Top 2		Top 3		Top 4		Top 5		
			Kph	Lap	Kph	Lap	Kph	Lap	Kph	Lap	Kph	Lap	Avg
70	Santiago CASTILLA	EFICAR TEAM	176.2	5	174.8	7	173.6	4	173.6	6	172.8	2	174.2
41	Ivan RIERA	EFICAR TEAM	175.9	3	175.6	4	175.3	2	169.8	5	169.3	1	173.2
86	Ignacio CROCICCHIA	RX PRORACING	175.9	2	175.3	3	175.0	6	174.8	7	174.5	4	175.1
14	Ignacio RODRIGUEZ	AVIASTEC_RACING	175.6	2	175.6	5	154.9	4	136.0	1	132.0	3	154.8
23	Antonio ALBACETE	ME-PRE	175.3	5	174.2	2	174.2	3	158.6	1	77.5	4	152.0
19	Adrian FERRER	RX PRORACING	174.5	6	173.9	3	173.4	2	173.1	5	165.4	1	172.1
30	Marcos DE DIEGO	EFICAR TEAM	174.5	4	174.2	3	173.4	2	166.2	1			172.1
12	Luis Carlos PEREZ	RX PRORACING	173.6	2	173.4	3	173.1	5	173.1	6	173.1	7	173.3
42	Mariano ALONSO	MOTORISMO RACING TEAM	173.4	6	173.1	4	173.1	5	171.7	3	171.4	2	172.5
4	Jose Antonio CHICO	VSR MOTORSPORT	170.9	2	170.9	4	170.6	5	169.5	6	169.0	7	170.2
80	Óscar CANALES	ME-PRE											




Toyota GR Cup Spain ROUND 3 - JEREZ QUALIFYING 2

Best Sector Times

Pos	Sector 1		Sector 2		Sector 3		Pos	No Driver	Ideal Lap	Best Lap	
	No Driver	Time	No Driver	Time	No Driver	Time					
1	41 I.RIERA	47.868	14 I.RODRIGUEZ	34.817	23 A.ALBACETE	41.999	1	41 I.RIERA	2:04.814	2:04.912	(1)
2	14 I.RODRIGUEZ	47.950	41 I.RIERA	34.846	41 I.RIERA	42.100	2	14 I.RODRIGUEZ	2:04.929	2:05.109	(2)
3	19 A.FERRER	47.952	30 M.DE DIEGO	34.996	14 I.RODRIGUEZ	42.162	3	23 A.ALBACETE	2:05.094	2:05.246	(3)
4	23 A.ALBACETE	48.096	23 A.ALBACETE	34.999	30 M.DE DIEGO	42.243	4	19 A.FERRER	2:05.291	2:05.464	(4)
5	30 M.DE DIEGO	48.244	19 A.FERRER	35.063	19 A.FERRER	42.276	5	30 M.DE DIEGO	2:05.483	2:05.603	(5)
6	70 S.CASTILLA	48.351	70 S.CASTILLA	35.194	70 S.CASTILLA	42.597	6	70 S.CASTILLA	2:06.142	2:06.573	(7)
7	12 L.PEREZ	48.456	12 L.PEREZ	35.387	12 L.PEREZ	42.639	7	12 L.PEREZ	2:06.482	2:06.482	(6)
8	86 I.CROCICCHIA	48.569	86 I.CROCICCHIA	35.399	86 I.CROCICCHIA	42.669	8	86 I.CROCICCHIA	2:06.637	2:06.898	(8)
9	4 J.CHICO	48.727	42 M.ALONSO	35.502	4 J.CHICO	42.725	9	4 J.CHICO	2:07.084	2:07.173	(9)
10	42 M.ALONSO	48.949	4 J.CHICO	35.632	42 M.ALONSO	43.133	10	42 M.ALONSO	2:07.584	2:07.725	(10)



5 y 6 de octubre

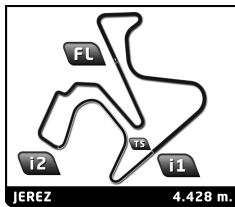


Toyota GR Cup Spain ROUND 3 - JEREZ QUALIFYING 2

Fastest Lap Sequence

Elapsed	No	Driver	Team	Car	Class	Time	Kph	Lap
4:35.247	70	Santiago CASTILLA	EFICAR TEAM	Toyota GR86		2:07.221	125.2	2
4:37.790	23	Antonio ALBACETE	ME-PRE	Toyota GR86		2:05.407	127.0	2
4:43.475	14	Ignacio RODRIGUEZ	AVIASTEC_RACING	Toyota GR86		2:05.386	127.0	2
5:38.353	41	Ivan RIERA	EFICAR TEAM	Toyota GR86		2:05.384	127.0	2
6:43.036	23	Antonio ALBACETE	ME-PRE	Toyota GR86		2:05.246	127.1	3
9:48.554	41	Ivan RIERA	EFICAR TEAM	Toyota GR86		2:04.912	127.5	4





Toyota GR Cup Spain

ROUND 3 - JEREZ

QUALIFYING 2


Sector Analysis

— Invalidated Lap ■ Personal Best ■ Session Best B Crossing the pit lane

Lap	Time	Sector 1	Sector 2	Sector 3	T.Spd	Elapsed	Lap	Time	Sector 1	Sector 2	Sector 3	T.Spd	Elapsed
4 Jose Antonio CHICO ESP VSR MOTORSPORT Toyota GR86							2	2:05.384	48.249	35.013	42.122	175.3	5:38.353
1	2:38.717	1:12.785	39.517	46.415	157.0	2:38.717	3	2:05.289	47.915	34.846	42.528	175.9	7:43.642
2	2:07.258	48.866	35.665	42.727	170.9	4:45.975	4	2:04.912	47.868	34.944	42.100	175.6	9:48.554
3	2:15.287	49.824	40.721	44.742	107.7	7:01.262	5	2:12.006	48.098	38.249	45.659	169.8	12:00.560
4	2:07.255	48.815	35.632	42.808	170.9	9:08.517	6	2:17.550	50.554	43.912	43.084	136.7	14:18.110
5	2:07.173	48.727	35.721	42.725	170.6	11:15.690							
6	2:17.970	48.890	41.393	47.687	169.5	13:33.660							
7	2:07.369	48.818	35.732	42.819	169.0	15:41.029							
12 Luis Carlos PEREZ MEX RX PRORACING Toyota GR86													
1	3:50.896 B	1:50.035	39.241	1:21.620	145.6	3:50.896							
2	2:20.121	59.830	36.644	43.647	173.6	6:11.017							
3	2:08.381	49.488	35.796	43.097	173.4	8:19.398							
4	2:11.725	50.150	38.285	43.290	150.2	10:31.123							
5	2:07.682	48.801	35.806	43.075	173.1	12:38.805							
6	2:07.122	48.751	35.572	42.799	173.1	14:45.927							
7	2:06.482	48.456	35.387	42.639	173.1	16:52.409							
14 Ignacio RODRIGUEZ ESP AVIASTEC_RACING Toyota GR86													
1	2:38.089	1:11.852	39.363	46.874	136.0	2:38.089							
2	2:05.386	47.950	34.817	42.619	175.6	4:43.475							
3	2:23.794	57.297	42.206	44.291	132.0	7:07.269							
4	2:16.507	48.338	42.352	45.817	154.9	9:23.776							
5	2:05.109	48.103	34.844	42.162	175.6	11:28.885							
19 Adrian FERRER ESP RX PRORACING Toyota GR86													
1	3:58.203	2:37.579	37.379	43.245	165.4	3:58.203							
2	2:05.464	48.125	35.063	42.276	173.4	6:03.667							
3	2:49.703 B	47.952	36.841	1:24.910	173.9	8:53.370							
4	2:30.059	55.002	41.686	53.371	156.1	11:23.429							
5	2:06.446	48.194	35.690	42.562	173.1	13:29.875							
6	2:05.803	47.969	35.149	42.685	174.5	15:35.678							
23 Antonio ALBACETE ESP ME-PRE Toyota GR86													
1	2:32.383	1:11.669	37.302	43.412	158.6	2:32.383							
2	2:05.407	48.185	35.049	42.173	174.2	4:37.790							
3	2:05.246	48.248	34.999	41.999	174.2	6:43.036							
4	2:32.175	1:03.349	46.241	42.585	77.5	9:15.211							
5	2:10.095	48.096	35.125	46.874	175.3	11:25.306							
30 Marcos DE DIEGO ESP EFICAR TEAM Toyota GR86													
1	3:36.786	2:16.483	36.951	43.352	166.2	3:36.786							
2	2:05.881	48.487	35.151	42.243	173.4	5:42.667							
3	2:05.783	48.315	35.223	42.245	174.2	7:48.450							
4	2:05.603	48.244	34.996	42.363	174.5	9:54.053							
41 Ivan RIERA ESP EFICAR TEAM Toyota GR86													
1	3:32.969	2:13.848	36.389	42.732	169.3	3:32.969							
42 Mariano ALONSO ESP MOTORISMO RACING TEAM Toyota GR86													
1	2:34.561	1:11.005	38.735	44.821	148.6	2:34.561							
2	2:37.250 B	49.885	35.655	1:11.710	171.4	5:11.811							
3	2:13.838	54.063	35.874	43.901	171.7	7:25.649							
4	2:08.144	49.282	35.729	43.133	173.1	9:33.793							
5	2:07.725	48.949	35.502	43.274	173.1	11:41.518							
6	<u>2:08.151</u>	49.178	35.650	43.323	173.4	13:49.669							
70 Santiago CASTILLA ESP EFICAR TEAM Toyota GR86													
1	2:28.026	1:05.083	39.294	43.649	146.1	2:28.026							
2	2:07.221	49.162	35.462	42.597	172.8	4:35.247							
3	2:21.500	1:01.595	35.790	44.115	165.1	6:56.747							
4	2:06.700	48.835	35.240	42.625	173.6	9:03.447							
5	<u>2:06.282</u>	48.351	35.194	42.737	176.2	11:09.729							
6	<u>2:08.825</u>	49.760	35.737	43.328	173.6	13:18.554							
7	2:06.573	48.668	35.210	42.695	174.8	15:25.127							
86 Ignacio CROCICCHIA ESP RX PRORACING Toyota GR86													
1	2:39.581	1:13.547	39.231	46.803	163.9	2:39.581							
2	2:07.559	48.569	35.778	43.212	175.9	4:47.140							
3	2:07.246	48.623	35.575	43.048	175.3	6:54.386							
4	2:57.939 B	49.040	36.046	1:32.853	174.5	9:52.325							
5	2:12.774	54.050	35.741	42.983	174.2	12:05.099							
6	2:06.898	48.830	35.399	42.669	175.0	14:11.997							
7	2:20.266	48.776	35.990	55.500	174.8	16:32.263							





5 y 6 de octubre




Toyota GR Cup Spain ROUND 3 - JEREZ QUALIFYING 2

Flag Analysis

Flag	Time
 GREEN FLAG	10:30:00.000
 CHEQUERED FLAG	10:45:00.000





Toyota GR Cup Spain
ROUND 3 - JEREZ
QUALIFYING 2

Track Limits Analysis

No	Driver	Team	T.L. Nr	Camera	Lap	Time
41	Ivan RIERA	EFICAR TEAM	1	Turn 3	7	10:44:37.463
						Total Infractions: <input type="text" value="1"/>
42	Mariano ALONSO	MOTORISMO RACING TEAM	1	Turn 10	6	10:43:11.441
						Total Infractions: <input type="text" value="1"/>
70	Santiago CASTILLA	EFICAR TEAM	1	Turn 10	5	10:40:31.910
70	Santiago CASTILLA	EFICAR TEAM	2	Turn 10	6	10:42:40.302
						Total Infractions: <input type="text" value="2"/>


Published at:

TOTAL TRACK LIMITS: 4





5 y 6 de octubre




Toyota GR Cup Spain ROUND 3 - JEREZ QUALIFYING 2


Provisional Race Director Report

Hour	Flag	Message
10:26:16		PIT LANE ABIERTO A LAS 10:30 - GR CUP ENT. CRONOMETRADO 2
10:30:01		PIT LANE OPEN

Published at:

Race Director: Xavi Boné	Timekeeper: Alberto Estébanez	
------------------------------------	---	---





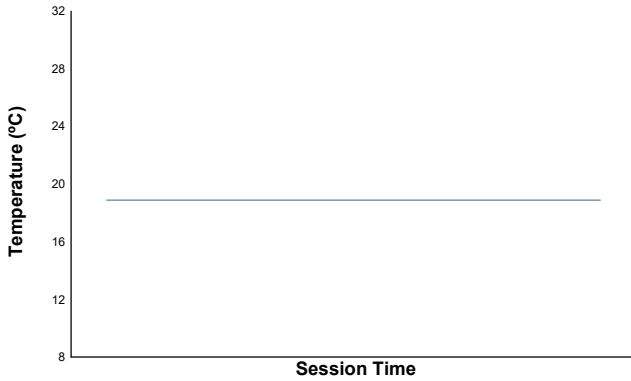
ROUND 3 - JEREZ

Toyota GR Cup Spain

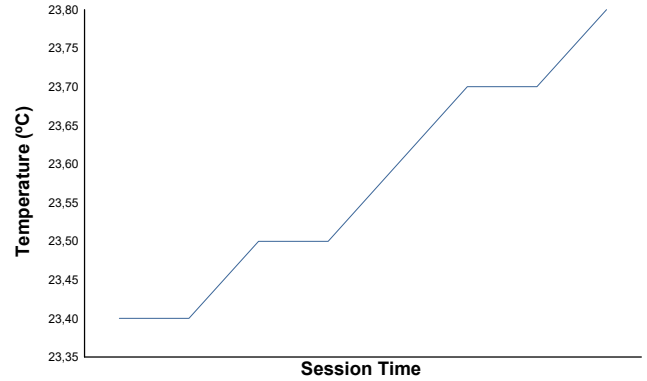
QUALIFYING 2

Weather Report

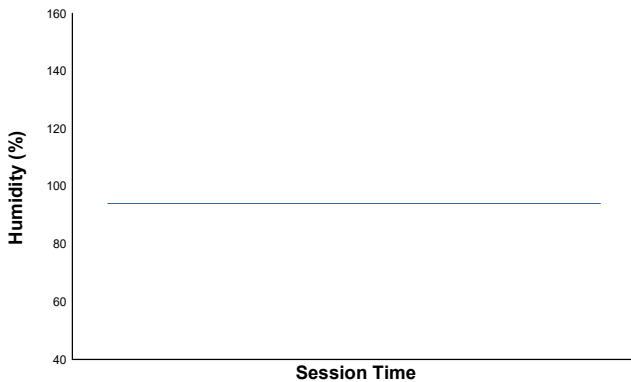
Air Temperature



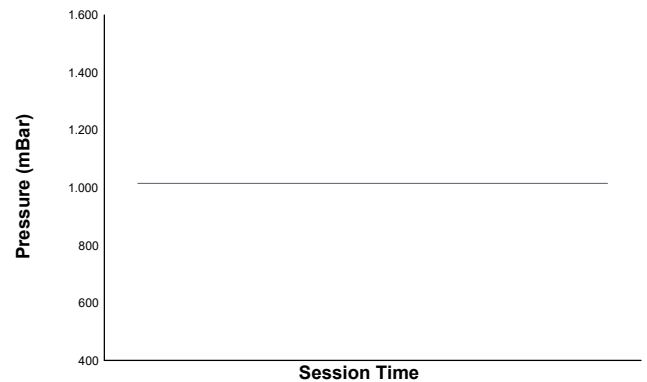
Track Temperature



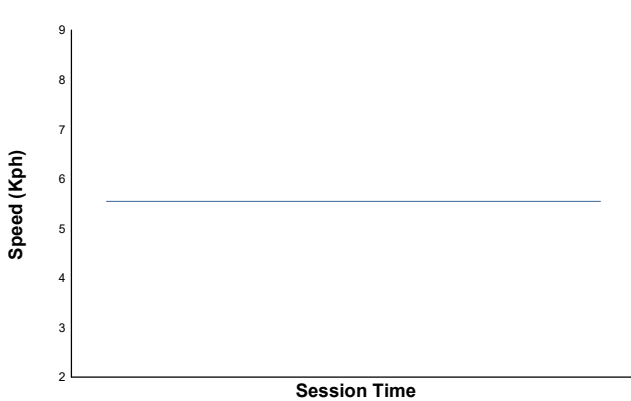
Humidity



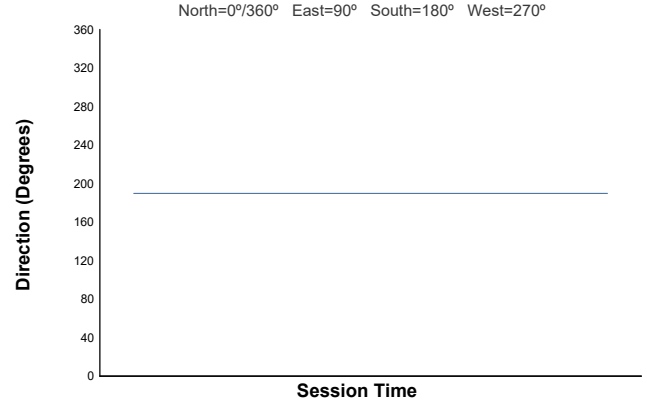
Pressure



Wind Speed




Wind Direction



Track Status: **DRY**



5 y 6 de octubre



Toyota GR Cup Spain ROUND 3 - JEREZ RACE 2 (25 Minutes +1 Lap)

Final Starting Grid


				42	MOTORISMO RACING TEAM		2:07.725	Mariano ALONSO
2:07.173	Jose Antonio CHICO	VSR MOTORSPORT	4	- 5 -				
				86	RX PRORACING		2:06.898	Ignacio CROCICCHIA
2:06.573	Santiago CASTILLA	EFICAR TEAM	70	- 4 -				
				12	RX PRORACING		2:06.482	Luis Carlos PEREZ
2:05.603	Marcos DE DIEGO	EFICAR TEAM	30	- 3 -				
				19	RX PRORACING		2:05.464	Adrian FERRER
2:05.246	Antonio ALBACETE	ME-PRE	23	- 2 -				
				14	AVIASTEC_RACING		2:05.109	Ignacio RODRIGUEZ
2:04.912	Ivan RIERA	EFICAR TEAM	41	- 1 -				



Published at:

Stewards: Wladimir PASTUSCHUK Dorotea BOQUOI Alfonso BELLO			Timekeeper: Alberto Estébanez	
--	--	--	---	--





Toyota GR Cup Spain

ROUND 3 - JEREZ

RACE 2 (25 Minutes +1 Lap)

Final Classification

No	Driver	Nat	Team	Car	Cl.	Laps	Total Time	Gap	Kph	Best Lap		
										Lap	Time	Kph
1	41 Ivan RIERA	ESP	EFICAR TEAM	Toyota GR86		13	27:46.634	-	124.2	2	2:06.498	125.9
2	23 Antonio ALBACETE	ESP	ME-PRE	Toyota GR86		13	27:47.689	+1.055	124.1	11	2:07.345	125.0
3	19 Adrian FERRER	ESP	RX PRORACING	Toyota GR86		13	27:48.676	+2.042	124.0	2	2:06.394	126.0
4	30 Marcos DE DIEGO	ESP	EFICAR TEAM	Toyota GR86		13	27:56.781	+10.147	123.4	3	2:07.111	125.3
5	70 Santiago CASTILLA	ESP	EFICAR TEAM	Toyota GR86		13	27:57.849	+11.215	123.4	7	2:07.060	125.3
6	12 Luis Carlos PEREZ	MEX	RX PRORACING	Toyota GR86		13	28:01.424	+14.790	123.1	5	2:07.927	124.5
7	4 Jose Antonio CHICO	ESP	VSR MOTORSPORT	Toyota GR86		13	28:08.061	+21.427	122.6	5	2:08.615	123.8
8	42 Mariano ALONSO	ESP	MOTORISMO RACING TEAM	Toyota GR86		13	28:09.117	+22.483	122.5	7	2:08.274	124.1
9	14 Ignacio RODRIGUEZ	ESP	AVIASTEC_RACING	Toyota GR86		13	28:10.795	+24.161	122.4	5	2:06.727	125.6
10	86 Ignacio CROCICCHIA	ESP	RX PRORACING	Toyota GR86		11	28:51.476	2 Laps	101.2	5	2:08.653	123.8

Pole Position:	Ivan RIERA	2:04.912	127.5 Kph
Fastest Lap:	Lap2 Adrian FERRER	2:06.394	126.0 Kph


COCHE #14 - DRIVE THROUGH CONVERTIDO A TIEMPO - PENALIZACIÓN DE 25 SEGUNDOS - DECISION N°7
 COCHE #41- PENALIZACIÓN DE 5 SEGUNDOS - DECISION N°8

Published at:

Track Status: **DRY**

Stewards: Wladimir PASTUSCHUK Dorotea BOQUOI Alfonso BELLO	Timekeeper: Alberto Estébanez	
--	---	---






Toyota GR Cup Spain ROUND 3 - JEREZ RACE 2

Best Sector Times

Pos	Sector 1		Sector 2		Sector 3		Pos	No Driver	Ideal Lap	Best Lap
	No Driver	Time	No Driver	Time	No Driver	Time				
1	19 A.FERRER	48.399	14 I.RODRIGUEZ	35.251	41 I.RIERA	42.597	1	19 A.FERRER	2:06.350	2:06.394 (1)
2	41 I.RIERA	48.491	41 I.RIERA	35.286	19 A.FERRER	42.642	2	41 I.RIERA	2:06.374	2:06.498 (2)
3	23 A.ALBACETE	48.506	19 A.FERRER	35.309	30 M.DE DIEGO	42.669	3	14 I.RODRIGUEZ	2:06.546	2:06.727 (3)
4	14 I.RODRIGUEZ	48.564	70 S.CASTILLA	35.392	23 A.ALBACETE	42.726	4	23 A.ALBACETE	2:06.694	2:07.345 (6)
5	30 M.DE DIEGO	48.732	23 A.ALBACETE	35.462	14 I.RODRIGUEZ	42.731	5	30 M.DE DIEGO	2:07.008	2:07.111 (5)
6	70 S.CASTILLA	48.920	30 M.DE DIEGO	35.607	70 S.CASTILLA	42.748	6	70 S.CASTILLA	2:07.060	2:07.060 (4)
7	12 L.PEREZ	48.972	12 L.PEREZ	35.643	42 M.ALONSO	42.987	7	12 L.PEREZ	2:07.658	2:07.927 (7)
8	4 J.CHICO	49.325	42 M.ALONSO	35.789	12 L.PEREZ	43.043	8	42 M.ALONSO	2:08.139	2:08.274 (8)
9	86 I.CROCICCHIA	49.342	4 J.CHICO	35.987	4 J.CHICO	43.175	9	4 J.CHICO	2:08.487	2:08.615 (9)
10	42 M.ALONSO	49.363	86 I.CROCICCHIA	36.007	86 I.CROCICCHIA	43.213	10	86 I.CROCICCHIA	2:08.562	2:08.653 (10)




Toyota GR Cup Spain ROUND 3 - JEREZ RACE 2

Best Top Speed

No Driver	Team	Class	Top 1		Top 2		Top 3		Top 4		Top 5		
			Kph	Lap	Kph	Lap	Kph	Lap	Kph	Lap	Kph	Lap	Avg
70	Santiago CASTILLA	EFICAR TEAM	177.0	12	175.9	1	174.8	10	174.5	11	174.5	2	175,3
23	Antonio ALBACETE	ME-PRE	175.9	5	175.6	4	175.6	3	175.0	1	174.8	2	175,4
19	Adrian FERRER	RX PRORACING	175.3	2	174.8	5	174.8	3	173.9	13	173.9	10	174,5
14	Ignacio RODRIGUEZ	AVIASTEC_RACING	175.0	5	174.8	6	174.5	11	174.5	1	174.2	10	174,6
41	Ivan RIERA	EFICAR TEAM	173.9	5	173.6	6	173.4	7	173.4	2	173.4	1	173,5
12	Luis Carlos PEREZ	RX PRORACING	173.4	11	173.4	1	172.8	5	172.5	3	172.2	6	172,9
30	Marcos DE DIEGO	EFICAR TEAM	173.4	1	172.5	5	172.2	4	172.2	3	172.2	2	172,5
42	Mariano ALONSO	MOTORISMO RACING TEAM	172.5	1	172.0	10	171.7	4	171.7	2	170.9	6	171,8
86	Ignacio CROCICCHIA	RX PRORACING	171.7	4	170.3	7	170.3	10	170.1	8	170.1	3	170,5
4	Jose Antonio CHICO	VSR MOTORSPORT	171.2	6	171.2	2	170.6	3	170.6	1	170.3	8	170,8



5 y 6 de octubre



Toyota GR Cup Spain ROUND 3 - JEREZ RACE 2

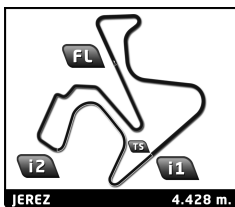
Lap Chart

No	Pos	Grid	Lap													
			1	2	3	4	5	6	7	8	9	10	11	12	13	
41	1	41	41	41	41	41	41	41	41	41	41	41	41	41	41	41
14	2	14	14	14	14	14	14	14	14	14	14	14	14	14	14	14
23	3	23	23	23	19	19	19	19	19	19	19	19	19	23	23	
19	4	19	30	19	23	23	23	23	23	23	23	23	23	19	19	
30	5	30	19	30	30	30	30	30	30	30	30	30	30	30	30	30
12	6	12	70	70	70	70	70	70	70	70	70	70	70	70	70	70
70	7	70	12	12	12	12	12	12	12	12	12	12	12	12	12	12
86	8	86	4	4	4	4	4	42	42	42	4	4	4	4	4	4
4	9	4	42	42	42	42	42	4	4	4	42	42	42	42	42	42
42	10	42	86	86	86	86	86	86	86	86	86	86	86	86	86	86





5 y 6 de octubre

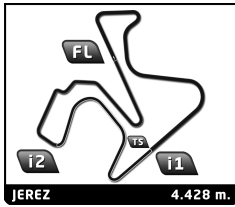


Toyota GR Cup Spain ROUND 3 - JEREZ RACE 2

Fastest Lap Sequence

Elapsed	No	Driver	Team	Car	Class	Time	Kph	Lap
4:21.302	41	Ivan RIERA	EFICAR TEAM	Toyota GR86		2:06.498	125.9	2
4:23.754	19	Adrian FERRER	RX PRORACING	Toyota GR86		2:06.394	126.0	2





Toyota GR Cup Spain

ROUND 3 - JEREZ

RACE 2

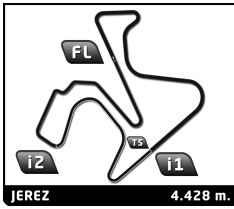
Analysis by lap

Lapped ■

No	Lap Time	Gap	No	Lap Time	Gap	No	Lap Time	Gap	No	Lap Time	Gap	No	Lap Time	Gap						
Lap 1																				
41	2:14.804	0.000	42	2:08.512	13.754	30	2:08.498	10.013	70	2:07.984	10.742	12	2:08.728	15.530	4	2:08.624	22.494	42	2:09.427	23.932
14	2:15.132	0.328	86	2:12.439	2 Laps	86	2:09.702	2 Laps	42	2:09.427	23.932	42	2:09.427	23.932	42	2:09.427	23.932	42	2:09.427	23.932
23	2:16.596	1.792	Lap 6																	
30	2:16.987	2.183	41	2:06.715	41	2:07.626	3.749	14	2:08.866	3.749	19	2:09.471	4.603	19	2:09.471	4.603	23	2:07.345	6.742	
19	2:17.360	2.556	14	2:07.168	1.315	19	2:09.471	4.603	19	2:09.471	4.603	30	2:09.143	11.530	30	2:09.143	11.530	70	2:08.639	11.755
70	2:18.478	3.674	19	2:06.869	2.734	70	2:08.639	11.755	12	2:08.265	16.169	12	2:08.265	16.169	12	2:08.265	16.169	12	2:08.265	16.169
12	2:19.125	4.321	23	2:07.643	4.651	12	2:08.265	16.169	4	2:09.198	24.066	4	2:09.198	24.066	4	2:09.198	24.066	4	2:09.198	24.066
4	2:19.646	4.842	30	2:07.657	5.424	4	2:09.198	24.066	42	2:09.605	25.911	42	2:09.605	25.911	42	2:09.605	25.911	42	2:09.605	25.911
42	2:20.058	5.254	70	2:07.749	8.416	86	2:09.394	2 Laps	86	2:09.394	2 Laps	86	2:09.394	2 Laps	86	2:09.394	2 Laps	86	2:09.394	2 Laps
86	3:49.434	1:34.630	12	2:07.982	11.014	Lap 11														
Lap 2																				
41	2:06.498	41	2:07.982	11.014	41	2:07.626	3.749	14	2:08.866	3.749	19	2:09.471	4.603	19	2:09.471	4.603	23	2:07.345	6.742	
14	2:07.206	1.036	42	2:08.763	15.802	19	2:09.471	4.603	19	2:09.471	4.603	30	2:09.143	11.530	30	2:09.143	11.530	70	2:08.639	11.755
23	2:06.722	2.016	4	2:09.499	16.293	70	2:08.639	11.755	12	2:08.265	16.169	12	2:08.265	16.169	12	2:08.265	16.169	12	2:08.265	16.169
19	2:06.394	2.452	86	2:08.765	2 Laps	12	2:08.265	16.169	4	2:09.198	24.066	4	2:09.198	24.066	4	2:09.198	24.066	4	2:09.198	24.066
30	2:07.247	2.932	Lap 7																	
70	2:07.116	4.292	41	2:07.211	41	2:07.626	3.749	14	2:08.866	3.749	19	2:09.471	4.603	19	2:09.471	4.603	23	2:07.345	6.742	
12	2:08.036	5.859	14	2:07.241	1.345	19	2:09.471	4.603	19	2:09.471	4.603	30	2:09.143	11.530	30	2:09.143	11.530	70	2:08.639	11.755
4	2:08.731	7.075	19	2:07.076	2.599	70	2:08.639	11.755	12	2:08.265	16.169	12	2:08.265	16.169	12	2:08.265	16.169	12	2:08.265	16.169
42	2:08.892	7.648	23	2:07.781	5.221	12	2:08.265	16.169	4	2:09.198	24.066	4	2:09.198	24.066	4	2:09.198	24.066	4	2:09.198	24.066
Lap 3																				
41	2:06.613	42	2:08.763	15.802	41	2:07.626	3.749	14	2:08.866	3.749	19	2:09.471	4.603	19	2:09.471	4.603	23	2:07.345	6.742	
14	2:06.701	1.124	4	2:09.499	16.293	19	2:09.471	4.603	19	2:09.471	4.603	30	2:09.143	11.530	30	2:09.143	11.530	70	2:08.639	11.755
19	2:06.696	2.535	86	2:08.653	2 Laps	70	2:08.639	11.755	12	2:08.265	16.169	12	2:08.265	16.169	12	2:08.265	16.169	12	2:08.265	16.169
23	2:07.438	2.841	Lap 8																	
30	2:07.111	3.430	41	2:07.346	41	2:07.626	3.749	14	2:08.866	3.749	19	2:09.471	4.603	19	2:09.471	4.603	23	2:07.345	6.742	
70	2:07.705	5.384	14	2:07.318	1.317	19	2:09.471	4.603	19	2:09.471	4.603	30	2:09.143	11.530	30	2:09.143	11.530	70	2:08.639	11.755
12	2:07.971	7.217	19	2:07.001	2.254	70	2:08.639	11.755	12	2:08.265	16.169	12	2:08.265	16.169	12	2:08.265	16.169	12	2:08.265	16.169
4	2:08.870	9.332	23	2:07.767	5.642	12	2:08.265	16.169	4	2:09.198	24.066	4	2:09.198	24.066	4	2:09.198	24.066	4	2:09.198	24.066
42	2:08.812	9.847	30	2:09.002	7.841	4	2:09.198	24.066	42	2:09.433	27.207	42	2:09.433	27.207	42	2:09.433	27.207	42	2:09.433	27.207
Lap 4																				
41	2:06.904	42	2:08.763	15.802	41	2:07.626	3.749	14	2:08.866	3.749	19	2:09.471	4.603	19	2:09.471	4.603	23	2:07.345	6.742	
14	2:06.591	0.811	4	2:09.499	16.293	19	2:09.471	4.603	19	2:09.471	4.603	30	2:09.143	11.530	30	2:09.143	11.530	70	2:08.639	11.755
19	2:06.965	2.596	86	2:09.944	2 Laps	70	2:08.639	11.755	12	2:08.265	16.169	12	2:08.265	16.169	12	2:08.265	16.169	12	2:08.265	16.169
23	2:06.940	2.877	Lap 9																	
30	2:07.073	3.599	41	2:06.915	41	2:07.626	3.749	14	2:08.866	3.749	19	2:09.471	4.603	19	2:09.471	4.603	23	2:07.345	6.742	
70	2:07.517	5.997	14	2:07.382	1.784	19	2:09.471	4.603	19	2:09.471	4.603	30	2:09.143	11.530	30	2:09.143	11.530	70	2:08.639	11.755
12	2:08.183	8.496	19	2:07.662	3.001	70	2:08.639	11.755	12	2:08.265	16.169	12	2:08.265	16.169	12	2:08.265	16.169	12	2:08.265	16.169
4	2:09.142	11.570	23	2:07.851	6.578	12	2:08.265	16.169	4	2:09.198	24.066	4	2:09.198	24.066	4	2:09.198	24.066	4	2:09.198	24.066
42	2:08.975	11.918	30	2:07.835	8.761	4	2:09.198	24.066	42	2:09.219	27.483	42	2:09.219	27.483	42	2:09.219	27.483	42	2:09.219	27.483
86	5:27.640	2 Laps	70	2:07.712	10.004	86	2:13.684	2 Laps	86	2:13.684	2 Laps	86	2:13.684	2 Laps	86	2:13.684	2 Laps	86	2:13.684	2 Laps
Lap 5																				
41	2:06.676	42	2:08.763	15.802	41	2:07.626	3.749	14	2:08.866	3.749	19	2:09.471	4.603	19	2:09.471	4.603	23	2:07.345	6.742	
14	2:06.727	0.862	4	2:09.499	16.293	19	2:09.471	4.603	19	2:09.471	4.603	30	2:09.143	11.530	30	2:09.143	11.530	70	2:08.639	11.755
19	2:06.660	2.580	86	2:10.201	2 Laps	70	2:08.639	11.755	12	2:08.265	16.169	12	2:08.265	16.169	12	2:08.265	16.169	12	2:08.265	16.169
23	2:07.522	3.723	Lap 10																	
30	2:07.559	4.482	41	2:07.246	41	2:07.626	3.749	14	2:08.866	3.749	19	2:09.471	4.603	19	2:09.471	4.603	23	2:07.345	6.742	
70	2:08.061	7.382	14	2:07.971	2.509	19	2:09.471	4.603	19	2:09.471	4.603	30	2:09.143	11.530	30	2:09.143	11.530	70	2:08.639	11.755
12	2:07.927	9.747	19	2:07.003	2.758	70	2:08.639	11.755	12	2:08.265	16.169	12	2:08.265	16.169	12	2:08.265	16.169	12	2:08.265	16.169
4	2:08.615	13.509	23	2:07.691	7.023	12	2:08.265	16.169	4	2:09.198	24.066	4	2:09.198	24.066	4	2:09.198	24.066	4	2:09.198	24.066





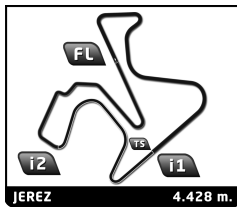
5 y 6 de octubre



Toyota GR Cup Spain ROUND 3 - JEREZ RACE 2

Flag Analysis

Flag	Time
 GREEN FLAG	14:24:12.171
 CHEQUERED FLAG	14:51:53.805




Toyota GR Cup Spain

ROUND 3 - JEREZ

RACE 2

Sector Analysis

— Invalidated Lap							■ Personal Best							■ Session Best							■ Crossing the pit lane																																																																					
Lap	Time	Sector 1	Sector 2	Sector 3	T.Sp	Elapsed	Lap	Time	Sector 1	Sector 2	Sector 3	T.Sp	Elapsed	Lap	Time	Sector 1	Sector 2	Sector 3	T.Sp	Elapsed	Lap	Time	Sector 1	Sector 2	Sector 3	T.Sp	Elapsed																																																															
4 Jose Antonio CHICO ESP							VSR MOTORSPORT Toyota GR86							7 2:07.076 48.785 35.556 42.735 170.6 14:58.020							8 2:07.001 48.739 35.517 42.745 173.9 17:05.021																																																																					
1	2:19.646	59.789	36.125	43.732	170.6	2:19.646	9	2:07.662	48.734	35.853	43.075	173.4	19:12.683	10	2:07.003	48.683	35.508	42.812	173.9	21:19.686	11	2:09.471	49.135	35.748	44.588	173.1	23:29.157	12	2:11.868	52.484	36.432	42.952	173.4	25:41.025	13	2:07.651	48.929	35.838	42.884	173.9	27:48.676																																																	
2	2:08.731	49.400	36.027	43.304	171.2	4:28.377	23 Antonio ALBACETE ESP							ME-PRE Toyota GR86							1 2:16.596 58.400 35.470 42.726 175.0 2:16.596																																																																					
3	2:08.870	49.388	36.011	43.471	170.6	6:37.247	2	2:06.722	48.506	35.462	42.754	174.8	4:23.318	3	2:07.438	48.604	35.982	42.852	175.6	6:30.756	4	2:06.940	48.636	35.628	42.676	175.6	8:37.696	5	2:07.522	48.817	35.621	43.084	175.9	10:45.218	6	2:07.643	49.204	35.623	42.816	173.9	12:52.861	7	2:07.781	49.029	35.772	42.980	173.1	15:00.642	8	2:07.767	49.127	35.697	42.943	171.4	17:08.409	9	2:07.851	49.015	35.756	43.080	173.4	19:16.260	10	2:07.691	48.872	35.592	43.227	174.2	21:23.951	11	2:07.345	48.840	35.600	42.905	174.5	23:31.296	12	2:08.111	49.085	35.764	43.262	173.4	25:39.407	13	2:08.282	49.353	35.759	43.170	171.7	27:47.689
4	2:09.142	49.546	36.190	43.406	169.8	8:46.389	30 Marcos DE DIEGO ESP							EFICAR TEAM Toyota GR86							1 2:16.987 58.704 35.614 42.669 173.4 2:16.987																																																																					
5	2:08.615	49.325	36.114	43.176	170.1	10:55.004	2	2:07.247	48.743	35.650	42.854	172.2	4:24.234	3	2:07.111	48.732	35.608	42.771	172.2	6:31.345	4	2:07.073	48.760	35.607	42.706	172.2	8:38.418	5	2:07.559	48.844	35.644	43.071	172.5	10:45.977	6	2:07.657	49.105	35.623	42.929	170.9	12:53.634	7	2:07.972	49.152	35.754	43.066	171.2	15:01.606	8	2:09.002	49.271	35.977	43.754	170.1	17:10.608	9	2:07.835	49.162	35.746	42.927	172.0	19:18.443	10	2:08.498	49.131	36.179	43.188	171.7	21:26.941	11	2:09.143	49.264	36.021	43.858	171.2	23:36.084	12	2:09.481	49.694	36.232	43.555	170.9	25:45.565	13	2:11.216	49.290	36.460	45.466	171.2	27:56.781
6	2:09.499	50.169	36.121	43.209	171.2	13:04.503	41 Ivan RIERA ESP							EFICAR TEAM Toyota GR86							1 2:14.804 56.767 35.402 42.635 173.4 2:14.804																																																																					
7	2:08.878	49.456	36.137	43.285	170.3	15:13.381	2	2:06.498	48.491	35.286	42.721	173.4	4:21.302	3	2:06.613	48.545	35.381	42.687	173.1	6:27.915	4	2:06.904	48.665	35.462	42.777	172.5	8:34.819	5	2:06.676	48.539	35.446	42.691	173.9	10:41.495	6	2:06.715	48.737	35.381	42.597	173.6	12:48.210	7	2:07.211	48.764	35.523	42.924	173.4	14:55.421	8	2:07.346	48.827	35.532	42.987	173.1	17:02.767	9	2:06.915	48.680	35.523	42.712	172.8	19:09.682	10	2:07.246	48.722	35.605	42.919	172.8	21:16.928	11	2:07.626	48.964	35.645	43.017	172.0	23:24.554	12	2:08.137	49.208	35.783	43.146	172.0	25:32.691	13	2:08.943	49.536	35.929	43.478	170.3	27:41.634
8	2:08.727	49.367	36.068	43.292	170.3	17:22.108	12 Luis Carlos PEREZ MEX							RX PRORACING Toyota GR86							1 2:19.125 59.168 36.522 43.435 173.4 2:19.125																																																																					
9	2:08.690	49.454	36.061	43.175	170.1	19:30.798	2	2:08.036	49.170	35.850	43.016	172.2	4:27.161	3	2:07.971	49.121	35.732	43.118	172.5	6:35.132	4	2:08.183	49.091	35.835	43.257	172.0	8:43.315	5	2:07.927	49.241	35.643	43.043	172.8	10:51.242	6	2:07.982	49.083	35.695	43.204	172.2	12:59.224	7	2:08.031	49.018	35.826	43.187	172.0	15:07.255	8	2:08.239	48.972	35.881	43.386	172.0	17:15.494	9	2:08.236	49.108	35.922	43.206	171.7	19:23.730	10	2:08.728	49.130	35.977	43.621	171.2	21:32.458	11	2:08.265	49.016	35.867	43.382	173.4	23:40.723	12	2:08.546	49.105	36.080	43.361	171.2	25:49.269	13	2:12.155	49.048	35.864	47.243	170.1	28:01.424
10	2:08.624	49.419	35.987	43.218	170.1	21:39.422	14 Ignacio RODRIGUEZ ESP							AVIASTEC_RACING Toyota GR86							1 2:15.132 57.078 35.323 42.731 174.5 2:15.132																																																																					
11	2:09.198	49.495	36.142	43.561	169.8	23:48.620	2	2:07.206	48.613	35.251	43.342	174.2	4:22.338	3	2:06.701	48.564	35.371	42.766	173.9	6:29.039	4	2:06.591	48.571	35.254	42.766	174.2	8:35.630	5	2:06.727	48.592	35.348	42.787	175.0	10:42.357	6	2:07.168	48.667	35.511	42.990	174.8	12:49.525	7	2:07.241	48.850	35.437	42.954	173.1	14:56.766	8	2:07.318	48.902	35.491	42.925	173.9	17:04.084	9	2:07.382	48.720	35.698	42.964	174.2	19:11.466	10	2:07.971	48.684	35.551	43.736	174.2	21:19.437	11	2:08.866	49.078	35.801	43.987	174.5	23:28.303	12	2:07.865	48.919	35.811	43.135	173.1	25:36.168	13	2:09.627	49.297	35.741	44.589	171.2	27:45.795
12	2:09.458	49.729	36.139	43.590	169.5	25:58.078	19 Adrian FERRER ESP							RX PRORACING Toyota GR86							1 2:17.360 58.708 35.814 42.838 173.6 2:17.360																																																																					
13	2:09.983	49.760	36.506	43.717	170.1	28:08.061	2	2:06.394	48.443	35.309	42.642	175.3	4:23.754	3	2:06.696	48.399	35.324	42.973	174.8	6:30.450	4	2:06.965	48.513	35.562	42.890	173.9	8:37.415	5	2:06.660	48.504	35.417	42.739	174.8	10:44.075	6	2:06.869	48.643	35.483	42.743	173.9	12:50.944																																																	



Toyota GR Cup Spain


ROUND 3 - JEREZ

RACE 2

Sector Analysis

— Invalidated Lap ■ Personal Best ■ Session Best B Crossing the pit lane

Lap	Time	Sector 1	Sector 2	Sector 3	T.Spd	Elapsed	Lap	Time	Sector 1	Sector 2	Sector 3	T.Spd	Elapsed
42	Mariano ALONSO ESP												
	MOTORISMO RACING TEAM						Toyota GR86						
1	2:20.058	1:00.302	36.518	43.238	172.5	2:20.058							
2	2:08.892	49.602	35.822	43.468	171.7	4:28.950							
3	2:08.812	49.753	35.901	43.158	169.5	6:37.762							
4	2:08.975	49.704	35.879	43.392	171.7	8:46.737							
5	2:08.512	49.696	35.829	42.987	170.3	10:55.249							
6	2:08.763	49.782	35.929	43.052	170.9	13:04.012							
7	2:08.274	49.363	35.789	43.122	168.7	15:12.286							
8	<u>2:08.895</u>	49.749	35.940	<u>43.206</u>	169.3	17:21.181							
9	2:10.252	50.865	36.207	43.180	167.7	19:31.433							
10	2:09.427	49.487	36.063	43.877	172.0	21:40.860							
11	2:09.605	50.007	36.238	43.360	169.8	23:50.465							
12	2:09.433	50.032	36.087	43.314	168.2	25:59.898							
13	<u>2:09.219</u>	<u>49.819</u>	35.963	43.437	169.8	28:09.117							
70	Santiago CASTILLA ESP												
	EFICAR TEAM						Toyota GR86						
1	2:18.478	59.534	35.895	43.049	175.9	2:18.478							
2	<u>2:07.116</u>	48.991	35.421	<u>42.704</u>	174.5	4:25.594							
3	<u>2:07.705</u>	48.990	35.540	<u>43.175</u>	172.8	6:33.299							
4	2:07.517	49.114	35.637	42.766	173.6	8:40.816							
5	2:08.061	49.251	35.827	42.983	173.9	10:48.877							
6	2:07.749	49.152	35.607	42.990	172.8	12:56.626							
7	2:07.060	48.920	35.392	42.748	173.9	15:03.686							
8	2:08.288	49.688	35.731	42.869	172.5	17:11.974							
9	2:07.712	49.068	35.587	43.057	174.2	19:19.686							
10	2:07.984	49.143	35.735	43.106	174.8	21:27.670							
11	2:08.639	49.253	35.656	43.730	174.5	23:36.309							
12	2:09.521	49.681	36.106	43.734	177.0	25:45.830							
13	2:12.019	48.982	36.305	46.732	173.4	27:57.849							
86	Ignacio CROCICCHIA ESP												
	RX PRORACING						Toyota GR86						
1	3:49.434 B			1:51.525		3:49.434							
2	5:27.640 B	1:26.396	1:13.323	2:47.921	62.2	9:17.074							
3	2:12.439	53.123	36.103	43.213	170.1	11:29.513							
4	2:08.765	49.515	36.007	43.243	171.7	13:38.278							
5	2:08.653	49.342	36.022	43.289	170.1	15:46.931							
6	2:09.944	49.786	36.396	43.762	168.2	17:56.875							
7	2:10.201	49.676	36.672	43.853	170.3	20:07.076							
8	2:09.702	49.736	36.421	43.545	170.1	22:16.778							
9	2:09.394	49.649	36.198	43.547	170.1	24:26.172							
10	2:11.620	49.738	37.079	44.803	170.3	26:37.792							
11	2:13.684	50.818	37.601	45.265	169.5	28:51.476							




Toyota GR Cup Spain

ROUND 3 - JEREZ

RACE 2

Track Limits Analysis

No	Driver	Team	T.L. Nr	Camera	Lap	Time
4	Jose Antonio CHICO	VSR MOTORSPORT	1	Turn 10	2	14:28:01.225
4	Jose Antonio CHICO	VSR MOTORSPORT	2	Turn 10	7	14:38:47.217
						Total Infractions: <input type="text" value="2"/>
12	Luis Carlos PEREZ	RX PRORACING	1	Turn 10	2	14:28:01.225
12	Luis Carlos PEREZ	RX PRORACING	2	Turn 3	3	14:28:59.073
						Total Infractions: <input type="text" value="2"/>
14	Ignacio RODRIGUEZ	AVIASTEC_RACING	1	Turn 10	3	14:30:03.433
14	Ignacio RODRIGUEZ	AVIASTEC_RACING	2	Turn 10	4	14:32:09.427
14	Ignacio RODRIGUEZ	AVIASTEC_RACING	3	Turn 10	6	14:36:23.618
						Total Infractions: <input type="text" value="3"/>
19	Adrian FERRER	RX PRORACING	1	Turn 10	12	14:49:15.293
						Total Infractions: <input type="text" value="1"/>
23	Antonio ALBACETE	ME-PRE	1	Turn 10	2	14:27:57.689
23	Antonio ALBACETE	ME-PRE	2	Turn 10	4	14:32:12.019
23	Antonio ALBACETE	ME-PRE	3	Turn 10	5	14:34:19.230
23	Antonio ALBACETE	ME-PRE	4	Turn 10	6	14:36:27.287
						Total Infractions: <input type="text" value="4"/>
30	Marcos DE DIEGO	EFICAR TEAM	1	Turn 10	4	14:32:12.019
						Total Infractions: <input type="text" value="1"/>
42	Mariano ALONSO	MOTORISMO RACING TEAM	1	Turn 10	8	14:40:54.693
42	Mariano ALONSO	MOTORISMO RACING TEAM	2	Turn 5	13	14:50:45.254
						Total Infractions: <input type="text" value="2"/>
70	Santiago CASTILLA	EFICAR TEAM	1	Turn 10	2	14:27:59.883
70	Santiago CASTILLA	EFICAR TEAM	2	Turn 10	3	14:30:07.293
						Total Infractions: <input type="text" value="2"/>




Toyota GR Cup Spain
ROUND 3 - JEREZ
RACE 2


Provisional Race Director Report

Hour	Flag	Message
14:03:42		PIT LANE ABIERTO A LAS 14:10 GR CUP CARRERA 2
14:10:00		PIT LANE OPEN
14:15:01		5 MINUTES BOARD - PIT LANE CLOSED
14:17:03		3 MINUTES BOARD
14:19:03		1 MINUTE BOARD
14:19:47		15 SECONDS BOARD
14:19:53		GREEN FLAG - FORMATION LAP
14:37:55		WARNING FLAG CAR 23 Y 14
14:49:41		ULTIMA VUELTA
14:51:42		CHEQUERED FLAG

Published at:

Race Director: Xavi Boné	Timekeeper: Alberto Estébanez	
------------------------------------	---	---



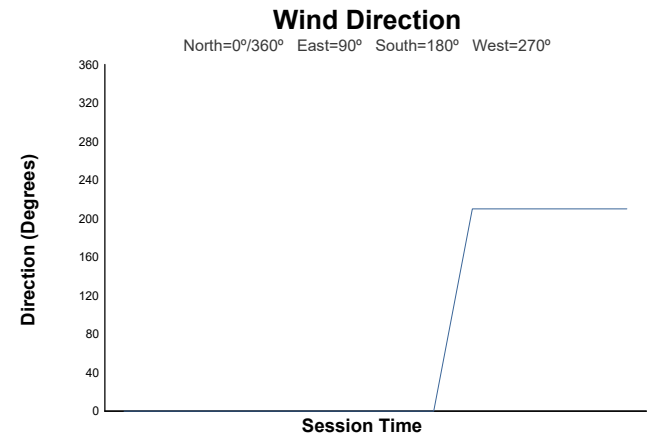
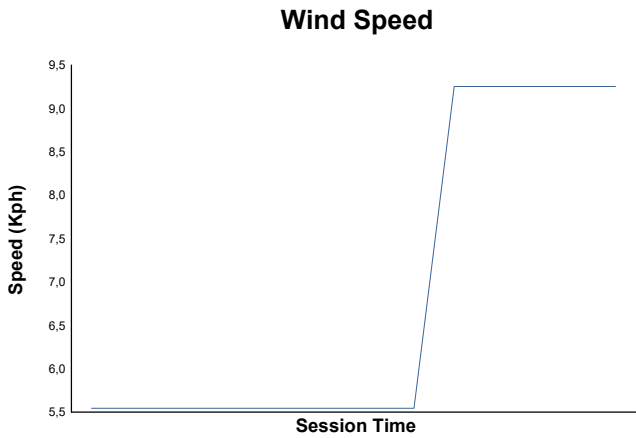
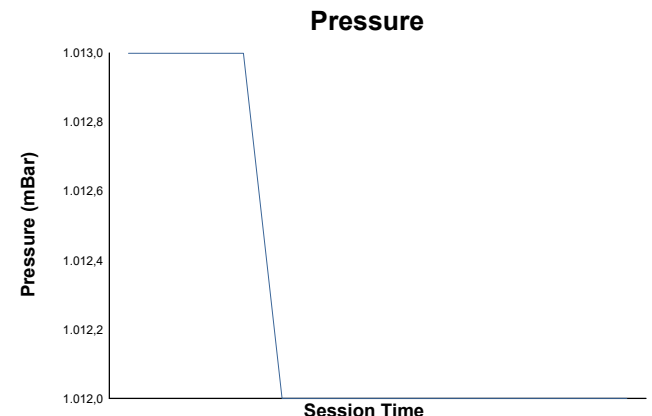
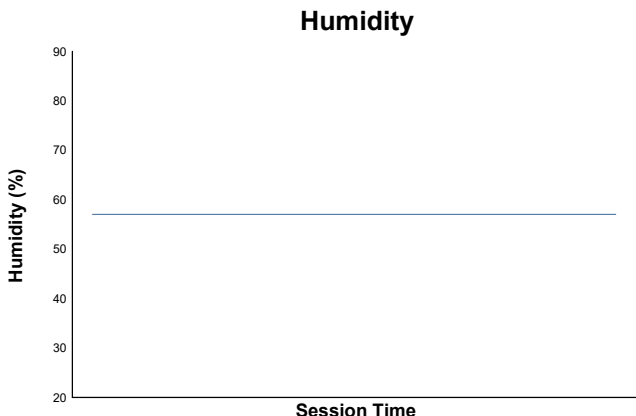
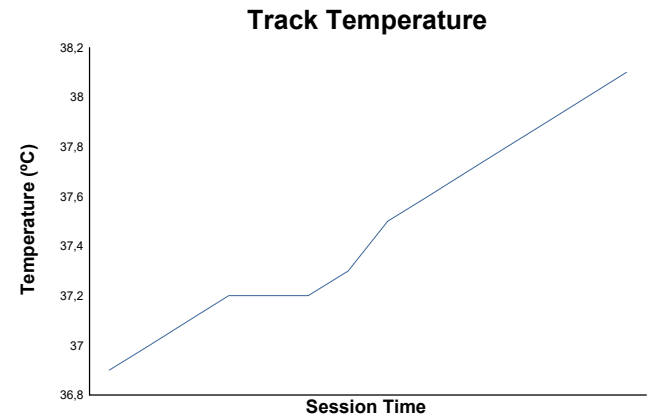
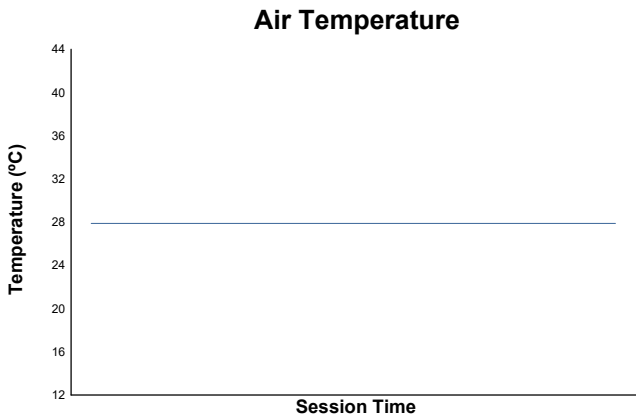


ROUND 3 - JEREZ

Toyota GR Cup Spain

RACE 2

Weather Report



Track Status: **DRY**