

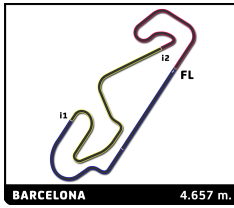
F4Spain

ROUND 7 - BARCELONA

PREVIOUS TEST

Track Limits Analysis

No	Driver	Team	T.L. Nr	Camera	Lap	Time
3	Griffin PEEBLES	MP Motorsport	1	Turn 14	3	11:10:45.626
3	Griffin PEEBLES	MP Motorsport	2	Turn 7	4	11:11:47.365
3	Griffin PEEBLES	MP Motorsport	3	Turn 14	4	11:12:29.689
3	Griffin PEEBLES	MP Motorsport	4	Turn 7	7	11:16:59.112
3	Griffin PEEBLES	MP Motorsport	5	Turn 14	7	11:17:41.753
3	Griffin PEEBLES	MP Motorsport	6	Turn 14	8	11:19:25.694
3	Griffin PEEBLES	MP Motorsport	7	Turn 9	8	11:18:52.533
3	Griffin PEEBLES	MP Motorsport	8	Turn 14	16	11:41:47.231
3	Griffin PEEBLES	MP Motorsport	9	Turn 14	17	11:43:30.287
3	Griffin PEEBLES	MP Motorsport	10	Turn 7	27	12:41:44.859
3	Griffin PEEBLES	MP Motorsport	11	Turn 14	27	12:42:26.558
3	Griffin PEEBLES	MP Motorsport	12	Turn 9	33	13:04:23.001
3	Griffin PEEBLES	MP Motorsport	13	Turn 14	33	13:04:56.109
3	Griffin PEEBLES	MP Motorsport	14	Turn 14	34	13:06:39.634
3	Griffin PEEBLES	MP Motorsport	15	Turn 9	38	13:13:01.681
3	Griffin PEEBLES	MP Motorsport	16	Turn 14	40	13:17:03.306
Total Infractions:						11
4	Juan COTA	Drivex	1	Turn 14	9	11:22:25.559
4	Juan COTA	Drivex	2	Turn 9	38	13:16:14.267
4	Juan COTA	Drivex	3	Turn 9	39	13:17:56.679
4	Juan COTA	Drivex	4	Turn 7	40	13:19:30.914
Total Infractions:						4
5	Rafael TERAN	GRS Team USA	1	Turn 13	26	12:36:20.384
Total Infractions:						1
7	Maciej GLADYSZ	KCL MP Motorsport	1	Turn 7	4	11:13:10.981
7	Maciej GLADYSZ	KCL MP Motorsport	2	Turn 7	9	11:21:49.431
7	Maciej GLADYSZ	KCL MP Motorsport	3	Turn 14	16	11:41:27.161
7	Maciej GLADYSZ	KCL MP Motorsport	4	Turn 7	28	12:18:07.973
Total Infractions:						4
8	Enzo TARNVANICHKUL	Campos Racing	1	Turn 7	23	12:17:58.222
8	Enzo TARNVANICHKUL	Campos Racing	2	Turn 14	34	13:11:03.250
Total Infractions:						2
9	René LAMMERS	MP Motorsport	1	Turn 13	5	11:15:53.749
9	René LAMMERS	MP Motorsport	2	Turn 13	6	11:17:37.947
9	René LAMMERS	MP Motorsport	3	Turn 14	7	11:19:27.158
9	René LAMMERS	MP Motorsport	4	Turn 13	7	11:19:22.210
9	René LAMMERS	MP Motorsport	5	Turn 9	7	11:18:53.669
9	René LAMMERS	MP Motorsport	6	Turn 14	8	11:21:11.145
9	René LAMMERS	MP Motorsport	7	Turn 14	9	11:22:55.555
9	René LAMMERS	MP Motorsport	8	Turn 14	10	11:24:39.828
9	René LAMMERS	MP Motorsport	9	Turn 14	15	12:08:18.762
9	René LAMMERS	MP Motorsport	10	Turn 9	17	12:11:10.995
9	René LAMMERS	MP Motorsport	11	Turn 14	17	12:11:44.429
9	René LAMMERS	MP Motorsport	12	Turn 14	18	12:13:27.884
9	René LAMMERS	MP Motorsport	13	Turn 14	25	13:02:39.365
9	René LAMMERS	MP Motorsport	14	Turn 14	26	13:04:22.767
9	René LAMMERS	MP Motorsport	15	Turn 14	29	13:09:39.167
9	René LAMMERS	MP Motorsport	16	Turn 9	30	13:10:58.210
Total Infractions:						13
10	Teodor BORENSTEIN	Tecnicar	1	Turn 13	3	11:12:41.552
10	Teodor BORENSTEIN	Tecnicar	2	Turn 14	5	11:16:22.292
10	Teodor BORENSTEIN	Tecnicar	3	Turn 14	6	11:18:08.962
10	Teodor BORENSTEIN	Tecnicar	4	Turn 7	7	11:19:12.701
10	Teodor BORENSTEIN	Tecnicar	5	Turn 7	8	11:20:59.784
10	Teodor BORENSTEIN	Tecnicar	6	Turn 13	8	11:21:39.888
10	Teodor BORENSTEIN	Tecnicar	7	Turn 13	9	11:23:26.627
10	Teodor BORENSTEIN	Tecnicar	8	Turn 9	9	11:22:57.931
10	Teodor BORENSTEIN	Tecnicar	9	Turn 9	15	11:38:54.593
10	Teodor BORENSTEIN	Tecnicar	10	Turn 13	17	11:42:52.970
10	Teodor BORENSTEIN	Tecnicar	11	Turn 9	19	11:45:55.727
10	Teodor BORENSTEIN	Tecnicar	12	Turn 7	19	11:45:46.165



F4Spain

ROUND 7 - BARCELONA

PREVIOUS TEST

Track Limits Analysis

No	Driver	Team	T.L. Nr	Camera	Lap	Time
10	Teodor BORENSTEIN	Tecnicar	13	Turn 13	20	11:48:08.975
10	Teodor BORENSTEIN	Tecnicar	14	Turn 7	23	12:36:24.033
10	Teodor BORENSTEIN	Tecnicar	15	Turn 7	25	12:40:42.804
10	Teodor BORENSTEIN	Tecnicar	16	Turn 9	25	12:40:52.075
10	Teodor BORENSTEIN	Tecnicar	17	Turn 7	28	12:45:58.981
10	Teodor BORENSTEIN	Tecnicar	18	Turn 9	28	12:46:08.532
10	Teodor BORENSTEIN	Tecnicar	19	Turn 9	29	12:47:55.203
10	Teodor BORENSTEIN	Tecnicar	20	Turn 7	31	12:51:20.129
10	Teodor BORENSTEIN	Tecnicar	21	Turn 9	31	12:51:29.396
10	Teodor BORENSTEIN	Tecnicar	22	Turn 14	36	13:09:10.844
10	Teodor BORENSTEIN	Tecnicar	23	Turn 13	38	13:12:46.614
10	Teodor BORENSTEIN	Tecnicar	24	Turn 14	38	13:12:52.646
10	Teodor BORENSTEIN	Tecnicar	25	Turn 9	40	13:15:48.534
10	Teodor BORENSTEIN	Tecnicar	26	Turn 13	41	13:18:01.215
10	Teodor BORENSTEIN	Tecnicar	27	Turn 7	42	13:19:08.257
10	Teodor BORENSTEIN	Tecnicar	28	Turn 14	40	13:16:22.236
10	Teodor BORENSTEIN	Tecnicar	29	Turn 13	42	13:19:46.358
10	Teodor BORENSTEIN	Tecnicar	30	Turn 7	43	13:20:53.735
10	Teodor BORENSTEIN	Tecnicar	31	Turn 14	43	13:21:38.039

 Total Infractions: **21**

11	Alexander JACOBY	GRS Team USA	1	Turn 14	3	11:10:49.748
11	Alexander JACOBY	GRS Team USA	2	Turn 14	4	11:12:36.145
11	Alexander JACOBY	GRS Team USA	3	Turn 13	7	11:17:48.408
11	Alexander JACOBY	GRS Team USA	4	Turn 7	19	11:59:10.430
11	Alexander JACOBY	GRS Team USA	5	Turn 7	29	12:47:02.576
11	Alexander JACOBY	GRS Team USA	6	Turn 9	32	12:52:25.594
11	Alexander JACOBY	GRS Team USA	7	Turn 9	37	13:10:56.478

 Total Infractions: **7**

12	Adam AL AZHARI	Tecnicar	1	Turn 13	3	11:11:07.485
12	Adam AL AZHARI	Tecnicar	2	Turn 9	6	11:15:54.257
12	Adam AL AZHARI	Tecnicar	3	Turn 13	8	11:19:50.878
12	Adam AL AZHARI	Tecnicar	4	Turn 9	8	11:19:21.730
12	Adam AL AZHARI	Tecnicar	5	Turn 7	10	11:22:48.552
12	Adam AL AZHARI	Tecnicar	6	Turn 13	16	11:40:55.560
12	Adam AL AZHARI	Tecnicar	7	Turn 9	20	11:47:21.326
12	Adam AL AZHARI	Tecnicar	8	Turn 13	23	11:52:59.769
12	Adam AL AZHARI	Tecnicar	9	Turn 9	30	12:40:55.741
12	Adam AL AZHARI	Tecnicar	10	Turn 13	43	13:11:47.220
12	Adam AL AZHARI	Tecnicar	11	Turn 13	44	13:13:30.617
12	Adam AL AZHARI	Tecnicar	12	Turn 13	46	13:16:58.954
12	Adam AL AZHARI	Tecnicar	13	Turn 13	47	13:18:43.291
12	Adam AL AZHARI	Tecnicar	14	Turn 13	48	13:20:27.889

 Total Infractions: **13**

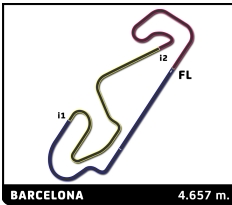
14	Keanu AL AZHARI	MP Motorsport	1	Turn 9	2	11:10:23.528
14	Keanu AL AZHARI	MP Motorsport	2	Turn 7	6	11:18:17.891
14	Keanu AL AZHARI	MP Motorsport	3	Turn 9	7	11:20:10.390
14	Keanu AL AZHARI	MP Motorsport	4	Turn 7	15	11:45:02.091
14	Keanu AL AZHARI	MP Motorsport	5	Turn 14	27	12:38:40.031

 Total Infractions: **5**

18	Andrés CÁRDENAS	Griffin Core by Campos	1	Turn 7	8	11:25:46.440
18	Andrés CÁRDENAS	Griffin Core by Campos	2	Turn 13	8	11:26:23.233
18	Andrés CÁRDENAS	Griffin Core by Campos	3	Turn 9	22	12:19:42.330
18	Andrés CÁRDENAS	Griffin Core by Campos	4	Turn 7	33	13:08:13.767

 Total Infractions: **3**

19	Matus RYBA	Drivex	1	Turn 13	2	11:14:45.746
19	Matus RYBA	Drivex	2	Turn 13	3	11:16:33.227
19	Matus RYBA	Drivex	3	Turn 14	3	11:16:39.215
19	Matus RYBA	Drivex	4	Turn 7	4	11:17:41.742
19	Matus RYBA	Drivex	5	Turn 7	6	11:21:11.221
19	Matus RYBA	Drivex	6	Turn 9	5	11:19:35.656
19	Matus RYBA	Drivex	7	Turn 9	6	11:21:19.859
19	Matus RYBA	Drivex	8	Turn 14	5	11:20:09.825



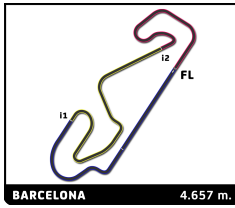
F4Spain

ROUND 7 - BARCELONA

PREVIOUS TEST

Track Limits Analysis

No	Driver	Team	T.L. Nr	Camera	Lap	Time
19	Matus RYBA	Drivex	9	Turn 14	6	11:21:54.349
19	Matus RYBA	Drivex	10	Turn 14	9	11:27:08.893
19	Matus RYBA	Drivex	11	Turn 14	14	11:42:37.545
19	Matus RYBA	Drivex	12	Turn 9	15	11:43:48.113
19	Matus RYBA	Drivex	13	Turn 9	19	11:50:43.387
19	Matus RYBA	Drivex	14	Turn 7	23	12:26:04.983
19	Matus RYBA	Drivex	15	Turn 9	24	12:28:08.790
19	Matus RYBA	Drivex	16	Turn 9	26	12:31:36.469
19	Matus RYBA	Drivex	17	Turn 9	27	12:33:19.930
19	Matus RYBA	Drivex	18	Turn 9	28	12:35:03.935
19	Matus RYBA	Drivex	19	Turn 14	30	12:39:05.421
19	Matus RYBA	Drivex	20	Turn 9	33	12:58:23.131
19	Matus RYBA	Drivex	21	Turn 9	36	13:03:38.798
19	Matus RYBA	Drivex	22	Turn 14	39	13:09:30.903
19	Matus RYBA	Drivex	23	Turn 9	40	13:10:42.342
Total Infractions:						19
21	Reno FRANCOT	Saintéloc Racing	1	Turn 14	7	11:26:49.964
21	Reno FRANCOT	Saintéloc Racing	2	Turn 9	23	12:07:13.336
21	Reno FRANCOT	Saintéloc Racing	3	Turn 14	32	13:03:13.834
21	Reno FRANCOT	Saintéloc Racing	4	Turn 9	32	13:02:40.533
Total Infractions:						3
22	Peter BOUZINELOS	Rodin Motorsport	1	Turn 13	22	12:00:27.576
22	Peter BOUZINELOS	Rodin Motorsport	2	Turn 9	27	12:37:24.264
22	Peter BOUZINELOS	Rodin Motorsport	3	Turn 9	31	12:44:17.133
22	Peter BOUZINELOS	Rodin Motorsport	4	Turn 7	41	13:13:31.660
Total Infractions:						4
23	Jan PRZYROWSKI	Griffin Core by Campos	1	Turn 13	10	11:30:21.287
23	Jan PRZYROWSKI	Griffin Core by Campos	2	Turn 7	12	11:33:10.517
23	Jan PRZYROWSKI	Griffin Core by Campos	3	Turn 9	12	11:33:19.196
23	Jan PRZYROWSKI	Griffin Core by Campos	4	Turn 14	12	11:33:53.220
23	Jan PRZYROWSKI	Griffin Core by Campos	5	Turn 7	13	11:34:53.979
23	Jan PRZYROWSKI	Griffin Core by Campos	6	Turn 14	13	11:35:36.636
23	Jan PRZYROWSKI	Griffin Core by Campos	7	Turn 14	21	12:21:02.619
23	Jan PRZYROWSKI	Griffin Core by Campos	8	Turn 9	31	13:05:05.741
23	Jan PRZYROWSKI	Griffin Core by Campos	9	Turn 7	34	13:10:06.786
23	Jan PRZYROWSKI	Griffin Core by Campos	10	Turn 7	36	13:13:34.132
Total Infractions:						7
24	Ernesto RIVERA	Griffin Core by Campos	1	Turn 14	20	12:18:31.032
24	Ernesto RIVERA	Griffin Core by Campos	2	Turn 9	21	12:19:39.998
24	Ernesto RIVERA	Griffin Core by Campos	3	Turn 14	21	12:20:14.165
24	Ernesto RIVERA	Griffin Core by Campos	4	Turn 7	28	13:01:26.595
24	Ernesto RIVERA	Griffin Core by Campos	5	Turn 7	31	13:06:38.514
24	Ernesto RIVERA	Griffin Core by Campos	6	Turn 9	33	13:10:17.540
24	Ernesto RIVERA	Griffin Core by Campos	7	Turn 7	34	13:11:52.394
24	Ernesto RIVERA	Griffin Core by Campos	8	Turn 14	33	13:10:50.976
Total Infractions:						6
27	Lucas FLUXÁ	KCL MP Motorsport	1	Turn 14	3	11:10:56.825
27	Lucas FLUXÁ	KCL MP Motorsport	2	Turn 7	4	11:11:59.319
27	Lucas FLUXÁ	KCL MP Motorsport	3	Turn 7	5	11:13:44.451
27	Lucas FLUXÁ	KCL MP Motorsport	4	Turn 14	5	11:14:27.691
27	Lucas FLUXÁ	KCL MP Motorsport	5	Turn 7	6	11:15:29.547
27	Lucas FLUXÁ	KCL MP Motorsport	6	Turn 9	6	11:15:38.387
27	Lucas FLUXÁ	KCL MP Motorsport	7	Turn 7	7	11:17:14.288
27	Lucas FLUXÁ	KCL MP Motorsport	8	Turn 7	8	11:18:59.160
27	Lucas FLUXÁ	KCL MP Motorsport	9	Turn 7	9	11:20:44.095
27	Lucas FLUXÁ	KCL MP Motorsport	10	Turn 7	14	11:38:44.039
27	Lucas FLUXÁ	KCL MP Motorsport	11	Turn 7	38	13:03:36.791
Total Infractions:						9
28	Ariel ELKIN	GRS Team USA	1	Turn 7	7	11:17:14.288
28	Ariel ELKIN	GRS Team USA	2	Turn 9	8	11:19:09.794
28	Ariel ELKIN	GRS Team USA	3	Turn 7	16	11:53:08.222



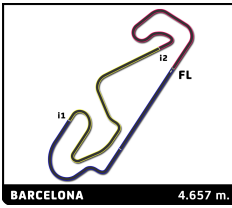
F4Spain

ROUND 7 - BARCELONA

PREVIOUS TEST

Track Limits Analysis

No	Driver	Team	T.L. Nr	Camera	Lap	Time
28	Ariel ELKIN	GRS Team USA	4	Turn 13	16	11:53:45.304
28	Ariel ELKIN	GRS Team USA	5	Turn 13	25	12:38:55.604
28	Ariel ELKIN	GRS Team USA	6	Turn 13	33	13:12:02.752
28	Ariel ELKIN	GRS Team USA	7	Turn 14	34	13:13:53.031
28	Ariel ELKIN	GRS Team USA	8	Turn 14	35	13:15:36.564
28	Ariel ELKIN	GRS Team USA	9	Turn 9	37	13:18:29.732
28	Ariel ELKIN	GRS Team USA	10	Turn 9	38	13:20:13.664
28	Ariel ELKIN	GRS Team USA	11	Turn 14	37	13:19:04.103
Total Infractions:						9
29	Joanne CICONTE	DXR	1	Turn 14	5	11:18:08.962
29	Joanne CICONTE	DXR	2	Turn 9	19	11:48:28.200
29	Joanne CICONTE	DXR	3	Turn 9	21	11:51:58.142
29	Joanne CICONTE	DXR	4	Turn 9	31	12:26:44.476
29	Joanne CICONTE	DXR	5	Turn 9	32	12:28:29.272
29	Joanne CICONTE	DXR	6	Turn 9	33	12:30:13.939
29	Joanne CICONTE	DXR	7	Turn 9	34	12:32:00.674
29	Joanne CICONTE	DXR	8	Turn 14	34	12:32:34.290
29	Joanne CICONTE	DXR	9	Turn 9	35	12:33:44.798
29	Joanne CICONTE	DXR	10	Turn 9	36	12:35:31.996
29	Joanne CICONTE	DXR	11	Turn 9	37	12:37:16.401
29	Joanne CICONTE	DXR	12	Turn 9	43	13:05:33.934
29	Joanne CICONTE	DXR	13	Turn 13	47	13:13:16.414
29	Joanne CICONTE	DXR	14	Turn 13	49	13:16:52.156
Total Infractions:						13
32	Wiktor DOBRZANSKI	Tecnicar	1	Turn 13	4	11:12:55.948
32	Wiktor DOBRZANSKI	Tecnicar	2	Turn 7	5	11:14:04.574
32	Wiktor DOBRZANSKI	Tecnicar	3	Turn 13	5	11:14:43.481
32	Wiktor DOBRZANSKI	Tecnicar	4	Turn 13	10	11:29:08.300
32	Wiktor DOBRZANSKI	Tecnicar	5	Turn 7	24	12:45:47.467
32	Wiktor DOBRZANSKI	Tecnicar	6	Turn 14	36	13:11:47.577
32	Wiktor DOBRZANSKI	Tecnicar	7	Turn 14	37	13:13:31.842
32	Wiktor DOBRZANSKI	Tecnicar	8	Turn 9	38	13:14:41.809
32	Wiktor DOBRZANSKI	Tecnicar	9	Turn 14	38	13:15:15.977
32	Wiktor DOBRZANSKI	Tecnicar	10	Turn 13	39	13:16:59.563
32	Wiktor DOBRZANSKI	Tecnicar	11	Turn 13	39	13:17:00.679
32	Wiktor DOBRZANSKI	Tecnicar	12	Turn 13	40	13:18:43.884
32	Wiktor DOBRZANSKI	Tecnicar	13	Turn 14	39	13:17:05.963
32	Wiktor DOBRZANSKI	Tecnicar	14	Turn 13	41	13:20:28.420
32	Wiktor DOBRZANSKI	Tecnicar	15	Turn 14	40	13:18:50.499
32	Wiktor DOBRZANSKI	Tecnicar	16	Turn 14	41	13:20:34.897
Total Infractions:						10
33	Christopher FEGHALI	Drivex	1	Turn 7	7	11:22:22.363
33	Christopher FEGHALI	Drivex	2	Turn 7	8	11:24:05.700
33	Christopher FEGHALI	Drivex	3	Turn 9	27	12:34:04.662
33	Christopher FEGHALI	Drivex	4	Turn 9	29	12:37:37.205
33	Christopher FEGHALI	Drivex	5	Turn 9	34	12:54:24.130
33	Christopher FEGHALI	Drivex	6	Turn 14	39	13:04:33.766
33	Christopher FEGHALI	Drivex	7	Turn 14	40	13:06:18.641
33	Christopher FEGHALI	Drivex	8	Turn 9	40	13:05:43.531
Total Infractions:						7
35	Adam HIDEG	CRAM Motorsport	1	Turn 13	5	11:17:01.417
35	Adam HIDEG	CRAM Motorsport	2	Turn 13	6	11:18:46.210
35	Adam HIDEG	CRAM Motorsport	3	Turn 13	7	11:20:31.148
35	Adam HIDEG	CRAM Motorsport	4	Turn 13	8	11:22:15.481
35	Adam HIDEG	CRAM Motorsport	5	Turn 9	13	11:35:49.798
35	Adam HIDEG	CRAM Motorsport	6	Turn 7	25	12:02:47.649
35	Adam HIDEG	CRAM Motorsport	7	Turn 7	27	12:06:14.018
35	Adam HIDEG	CRAM Motorsport	8	Turn 7	42	13:08:36.605
35	Adam HIDEG	CRAM Motorsport	9	Turn 9	45	13:13:59.531
Total Infractions:						9
46	Nathan TYE	Campos Racing	1	Turn 7	4	11:16:06.360
46	Nathan TYE	Campos Racing	2	Turn 7	11	11:32:47.424



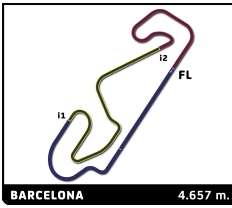
F4Spain

ROUND 7 - BARCELONA

PREVIOUS TEST

Track Limits Analysis

No	Driver	Team	T.L. Nr	Camera	Lap	Time
46	Nathan TYE	Campos Racing	3	Turn 9	19	12:20:21.395
46	Nathan TYE	Campos Racing	4	Turn 14	26	13:06:00.301
Total Infractions:						4
48	James EGOZI	Campos Racing	1	Turn 9	5	11:13:48.457
48	James EGOZI	Campos Racing	2	Turn 14	11	11:32:03.683
48	James EGOZI	Campos Racing	3	Turn 9	12	11:33:13.264
48	James EGOZI	Campos Racing	4	Turn 14	13	11:35:28.695
48	James EGOZI	Campos Racing	5	Turn 13	13	11:35:23.292
48	James EGOZI	Campos Racing	6	Turn 7	19	12:15:50.249
48	James EGOZI	Campos Racing	7	Turn 14	35	13:12:56.840
48	James EGOZI	Campos Racing	8	Turn 9	37	13:15:54.540
48	James EGOZI	Campos Racing	9	Turn 9	38	13:17:38.866
Total Infractions:						8
50	Tim GERHARDS	Monlau Motorsport	1	Turn 14	4	11:17:14.823
50	Tim GERHARDS	Monlau Motorsport	2	Turn 14	6	11:20:55.424
50	Tim GERHARDS	Monlau Motorsport	3	Turn 7	14	11:43:11.785
50	Tim GERHARDS	Monlau Motorsport	4	Turn 9	30	13:04:05.669
Total Infractions:						4
55	Ary BANSAL	Rodin Motorsport	1	Turn 13	5	11:16:54.412
55	Ary BANSAL	Rodin Motorsport	2	Turn 14	6	11:18:45.476
55	Ary BANSAL	Rodin Motorsport	3	Turn 13	7	11:20:24.282
55	Ary BANSAL	Rodin Motorsport	4	Turn 13	8	11:22:09.625
55	Ary BANSAL	Rodin Motorsport	5	Turn 13	12	11:32:17.222
55	Ary BANSAL	Rodin Motorsport	6	Turn 7	13	11:33:24.823
55	Ary BANSAL	Rodin Motorsport	7	Turn 7	23	12:19:29.116
Total Infractions:						7
66	Francisco MACEDO	DXR	1	Turn 13	3	11:15:02.551
66	Francisco MACEDO	DXR	2	Turn 14	3	11:15:07.628
66	Francisco MACEDO	DXR	3	Turn 7	5	11:17:55.229
66	Francisco MACEDO	DXR	4	Turn 13	5	11:18:33.684
66	Francisco MACEDO	DXR	5	Turn 7	8	11:23:13.109
66	Francisco MACEDO	DXR	6	Turn 14	8	11:23:55.298
66	Francisco MACEDO	DXR	7	Turn 9	16	11:44:46.125
66	Francisco MACEDO	DXR	8	Turn 14	16	11:45:19.355
66	Francisco MACEDO	DXR	9	Turn 7	17	11:46:20.372
66	Francisco MACEDO	DXR	10	Turn 9	18	11:48:12.654
66	Francisco MACEDO	DXR	11	Turn 7	20	11:51:38.854
Total Infractions:						7
69	Oscar WURZ	Saintéloc Racing	1	Turn 13	2	11:24:50.298
69	Oscar WURZ	Saintéloc Racing	2	Turn 7	3	11:26:02.225
69	Oscar WURZ	Saintéloc Racing	3	Turn 7	4	11:27:47.492
69	Oscar WURZ	Saintéloc Racing	4	Turn 7	5	11:29:31.963
69	Oscar WURZ	Saintéloc Racing	5	Turn 7	9	11:36:30.649
69	Oscar WURZ	Saintéloc Racing	6	Turn 7	10	11:38:17.249
69	Oscar WURZ	Saintéloc Racing	7	Turn 13	14	11:52:07.961
69	Oscar WURZ	Saintéloc Racing	8	Turn 13	16	11:55:35.316
69	Oscar WURZ	Saintéloc Racing	9	Turn 13	17	11:57:18.845
69	Oscar WURZ	Saintéloc Racing	10	Turn 9	34	13:15:58.069
69	Oscar WURZ	Saintéloc Racing	11	Turn 7	36	13:19:21.302
Total Infractions:						11
71	Mattia COLNAGHI	KCL MP Motorsport	1	Turn 7	2	11:08:11.891
71	Mattia COLNAGHI	KCL MP Motorsport	2	Turn 7	5	11:14:59.429
71	Mattia COLNAGHI	KCL MP Motorsport	3	Turn 7	8	11:20:09.834
71	Mattia COLNAGHI	KCL MP Motorsport	4	Turn 9	11	11:25:36.805
71	Mattia COLNAGHI	KCL MP Motorsport	5	Turn 7	22	12:17:54.521
71	Mattia COLNAGHI	KCL MP Motorsport	6	Turn 7	27	12:58:20.189
71	Mattia COLNAGHI	KCL MP Motorsport	7	Turn 7	28	13:00:06.852
71	Mattia COLNAGHI	KCL MP Motorsport	8	Turn 14	29	13:02:32.291
71	Mattia COLNAGHI	KCL MP Motorsport	9	Turn 9	29	13:01:58.996
71	Mattia COLNAGHI	KCL MP Motorsport	10	Turn 9	30	13:03:41.867



F4Spain

ROUND 7 - BARCELONA

PREVIOUS TEST

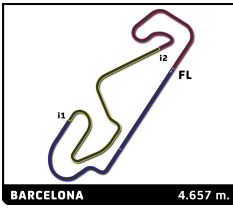
Track Limits Analysis

No	Driver	Team	T.L. Nr	Camera	Lap	Time
						Total Infractions: <input type="text" value="9"/>
74	Hudson SCHWARTZ	Monlau Motorsport	1	Turn 13	8	11:24:31.494
74	Hudson SCHWARTZ	Monlau Motorsport	2	Turn 13	31	12:59:22.283
74	Hudson SCHWARTZ	Monlau Motorsport	3	Turn 13	39	13:14:00.354
						Total Infractions: <input type="text" value="3"/>
77	Lenny RIED	Monlau Motorsport	1	Turn 13	4	11:17:13.615
77	Lenny RIED	Monlau Motorsport	2	Turn 14	4	11:17:19.485
77	Lenny RIED	Monlau Motorsport	3	Turn 9	7	11:22:12.403
77	Lenny RIED	Monlau Motorsport	4	Turn 9	11	11:43:23.726
77	Lenny RIED	Monlau Motorsport	5	Turn 7	12	11:44:59.450
77	Lenny RIED	Monlau Motorsport	6	Turn 14	13	11:47:28.084
77	Lenny RIED	Monlau Motorsport	7	Turn 14	15	11:50:56.554
77	Lenny RIED	Monlau Motorsport	8	Turn 9	21	12:38:22.808
77	Lenny RIED	Monlau Motorsport	9	Turn 7	23	12:41:41.988
77	Lenny RIED	Monlau Motorsport	10	Turn 7	27	12:48:38.559
77	Lenny RIED	Monlau Motorsport	11	Turn 9	31	13:04:10.002
77	Lenny RIED	Monlau Motorsport	12	Turn 7	32	13:05:46.121
77	Lenny RIED	Monlau Motorsport	13	Turn 9	35	13:11:07.332
						Total Infractions: <input type="text" value="12"/>
78	Gabriel GÓMEZ	TC Racing	1	Turn 13	3	11:18:53.079
78	Gabriel GÓMEZ	TC Racing	2	Turn 9	8	11:27:12.188
78	Gabriel GÓMEZ	TC Racing	3	Turn 9	15	11:44:17.195
78	Gabriel GÓMEZ	TC Racing	4	Turn 9	26	12:10:53.532
78	Gabriel GÓMEZ	TC Racing	5	Turn 14	34	12:45:29.296
78	Gabriel GÓMEZ	TC Racing	6	Turn 14	46	13:16:04.503
						Total Infractions: <input type="text" value="6"/>
88	Cristian CANTÚ	TC Racing	1	Turn 13	3	11:11:00.282
88	Cristian CANTÚ	TC Racing	2	Turn 13	7	11:18:12.608
88	Cristian CANTÚ	TC Racing	3	Turn 13	8	11:20:03.012
88	Cristian CANTÚ	TC Racing	4	Turn 13	19	11:47:55.098
88	Cristian CANTÚ	TC Racing	5	Turn 14	22	12:00:21.816
88	Cristian CANTÚ	TC Racing	6	Turn 7	26	12:06:35.237
88	Cristian CANTÚ	TC Racing	7	Turn 14	39	12:35:05.689
88	Cristian CANTÚ	TC Racing	8	Turn 14	42	13:04:53.772
88	Cristian CANTÚ	TC Racing	9	Turn 9	48	13:14:53.005
88	Cristian CANTÚ	TC Racing	10	Turn 9	49	13:16:36.474
						Total Infractions: <input type="text" value="10"/>
93	Lorenzo CASTILLO	Saintéloc Racing	1	Turn 9	7	11:33:39.000
						Total Infractions: <input type="text" value="1"/>
99	Chase FERNANDEZ	Rodin Motorsport	1	Turn 7	3	11:12:56.171
99	Chase FERNANDEZ	Rodin Motorsport	2	Turn 13	3	11:13:34.012
99	Chase FERNANDEZ	Rodin Motorsport	3	Turn 7	4	11:14:42.042
99	Chase FERNANDEZ	Rodin Motorsport	4	Turn 13	4	11:15:19.010
99	Chase FERNANDEZ	Rodin Motorsport	5	Turn 13	5	11:17:04.881
99	Chase FERNANDEZ	Rodin Motorsport	6	Turn 14	5	11:17:09.756
99	Chase FERNANDEZ	Rodin Motorsport	7	Turn 14	6	11:18:54.878
99	Chase FERNANDEZ	Rodin Motorsport	8	Turn 13	6	11:18:49.213
99	Chase FERNANDEZ	Rodin Motorsport	9	Turn 13	8	11:22:21.891
99	Chase FERNANDEZ	Rodin Motorsport	10	Turn 14	7	11:20:40.954
99	Chase FERNANDEZ	Rodin Motorsport	11	Turn 9	23	12:03:55.194
99	Chase FERNANDEZ	Rodin Motorsport	12	Turn 7	24	12:05:29.309
99	Chase FERNANDEZ	Rodin Motorsport	13	Turn 9	35	12:50:57.070
99	Chase FERNANDEZ	Rodin Motorsport	14	Turn 14	41	13:13:18.503
99	Chase FERNANDEZ	Rodin Motorsport	15	Turn 7	43	13:16:04.251
99	Chase FERNANDEZ	Rodin Motorsport	16	Turn 14	44	13:18:32.098
99	Chase FERNANDEZ	Rodin Motorsport	17	Turn 14	45	13:20:16.163
						Total Infractions: <input type="text" value="13"/>



Circuit de Barcelona CATALUNYA

9 y 10 de noviembre



F4Spain

ROUND 7 - BARCELONA

PREVIOUS TEST

Track Limits Analysis

No	Driver	Team	T.L. Nr	Camera	Lap	Time
						TOTAL TRACK LIMITS: 328

Published at:

