

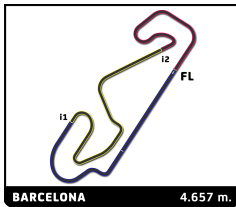
F4Spain

ROUND 7 - BARCELONA

FREE PRACTICE

Sector Analysis

_ Invalidated Lap							■ Personal Best							■ Session Best							■ Crossing the pit lane																																																							
Lap	Time	Sector 1	Sector 2	Sector 3	T.Sp	Elapsed	Lap	Time	Sector 1	Sector 2	Sector 3	T.Sp	Elapsed	Lap	Time	Sector 1	Sector 2	Sector 3	T.Sp	Elapsed	Lap	Time	Sector 1	Sector 2	Sector 3	T.Sp	Elapsed																																																	
3 Griffin PEEBLES AUS							MP Motorsport Tatuus F4 T-421							5 1:56.888 35.238 46.083 35.567 189.4 17:50.564							6 1:50.551 32.143 43.584 34.824 228.9 19:41.115																																																							
1	9:47.911	8:13.811	52.890	41.210	157.8	9:47.911	7	2:01.143 B	33.663	43.554	43.926	202.8	21:42.258	8	8:35.516	7:10.188	48.356	36.972	155.5	30:17.774	9	1:53.592	34.241	44.633	34.718	190.1	32:11.366	10	1:49.190	32.053	43.571	33.566	232.8	34:00.556	11	1:47.721	31.394	42.709	33.618	233.8	35:48.277	12	1:48.611	31.437	43.390	33.784	232.8	37:36.888	13	1:49.253	31.291	44.306	33.656	237.9	39:26.141	14	2:31.882 B	31.202	42.215	1:18.465	232.3	41:58.023														
4 Juan COTA ESP							Drivex Tatuus F4 T-421							8 2:02.456 B 31.834 44.649 45.973 228.4 23:26.764							9 7:01.456 5:30.447 51.613 39.396 123.8 30:28.220																																																							
2	2:05.298	38.791	47.839	38.668	163.2	11:53.209	10	1:58.157	36.229	46.871	35.057	184.3	32:26.377	11	1:53.140	31.898	45.483	35.759	229.4	34:19.517	12	1:47.961	31.334	43.106	33.521	231.3	36:07.478	13	1:45.762	30.982	42.569	32.211	233.8	37:53.240	14	1:45.493	31.062	42.428	32.003	233.3	39:38.733	15	1:45.278	31.491	42.189	31.598	234.3	41:24.011																												
5 Rafael TERAN ECU							GRS Team USA Tatuus F4 T-421							6 5:41.132 4:11.803 50.695 38.634 158.7 10:55.594							7 1:56.647 34.380 45.764 36.503 230.3 17:52.241																																																							
3	1:57.456	34.093	45.839	37.524	225.6	13:50.665	8	1:50.995	32.020	43.951	35.024	232.3	19:43.236	9	1:50.517	31.795	44.046	34.676	231.3	21:33.753	10	2:20.845 B	32.582	47.197	1:01.066	233.3	23:54.598	11	6:20.260	4:59.951	44.570	35.739	139.9	30:14.858	12	1:49.169	32.025	43.450	33.694	229.9	32:04.027	13	1:49.129	32.020	43.636	33.473	233.3	33:53.156	14	1:49.174	31.483	44.720	32.971	234.3	35:42.330	15	1:45.860	31.061	42.472	32.327	233.3	37:28.190	16	1:45.029	30.888	42.064	32.077	233.3	39:13.219	17	1:44.632	30.857	41.911	31.864	231.3	40:57.851
7 Maciej GLADYSZ POL							KCL MP Motorsport Tatuus F4 T-421							9 2:00.547 B 33.399 46.189 40.959 222.3 10:14.462							10 2:20.845 B 32.582 47.197 1:01.066 233.3 23:54.598																																																							
4	1:52.875	32.906	44.891	36.078	226.0	18:20.460	11	6:20.260	4:59.951	44.570	35.739	139.9	30:14.858	12	1:49.169	32.025	43.450	33.694	229.9	32:04.027	13	1:49.129	32.020	43.636	33.473	233.3	33:53.156	14	1:49.174	31.483	44.720	32.971	234.3	35:42.330	15	1:45.860	31.061	42.472	32.327	233.3	37:28.190	16	1:45.029	30.888	42.064	32.077	233.3	39:13.219	17	1:44.632	30.857	41.911	31.864	231.3	40:57.851																					
8 Enzo TARNVANICHKUL THA							Campos Racing Tatuus F4 T-421							12 1:48.611 31.437 43.390 33.784 232.8 37:36.888							13 1:49.253 31.291 44.306 33.656 237.9 39:26.141																																																							
5	1:52.676	32.739	44.211	35.726	227.9	20:13.136	14	2:31.882 B	31.202	42.215	1:18.465	232.3	41:58.023	15	1:45.244	30.919	42.391	31.934	233.3	41:40.575	16	1:45.029	30.888	42.064	32.077	233.3	39:13.219	17	1:44.632	30.857	41.911	31.864	231.3	40:57.851																																										
9 René LAMMERS NLD							MP Motorsport Tatuus F4 T-421							16 1:45.029 30.888 42.064 32.077 233.3 39:13.219							17 1:44.632 30.857 41.911 31.864 231.3 40:57.851																																																							
6	2:03.086	36.019	49.441	37.626	223.2	18:58.448	18	1:45.244	30.919	42.391	31.934	233.3	41:40.575	19	1:45.244	30.919	42.391	31.934	233.3	41:40.575	20	1:45.244	30.919	42.391	31.934	233.3	41:40.575																																																	
10 Teodor BORENSTEIN CZE							Tecnicar Tatuus F4 T-421							19 1:45.244 30.919 42.391 31.934 233.3 41:40.575							20 1:45.244 30.919 42.391 31.934 233.3 41:40.575																																																							
7	2:17.781 B	36.328	49.822	51.631	207.5	21:16.229	21	1:45.244	30.919	42.391	31.934	233.3	41:40.575	22	1:45.244	30.919	42.391	31.934	233.3	41:40.575	23	1:45.244	30.919	42.391	31.934	233.3	41:40.575																																																	
8	10:01.768	8:23.522	56.853	41.393	91.6	31:17.997	24	1:45.244	30.919	42.391	31.934	233.3	41:40.575	25	1:45.244	30.919	42.391	31.934	233.3	41:40.575	26	1:45.244	30.919	42.391	31.934	233.3	41:40.575																																																	
9	2:06.889	37.005	50.367	39.517	220.5	33:24.886	27	1:45.244	30.919	42.391	31.934	233.3	41:40.575	28	1:45.244	30.919	42.391	31.934	233.3	41:40.575	29	1:45.244	30.919	42.391	31.934	233.3	41:40.575																																																	
10	2:01.982	35.446	48.501	38.035	222.3	35:26.868	30	1:45.244	30.919	42.391	31.934	233.3	41:40.575	31	1:45.244	30.919	42.391	31.934	233.3	41:40.575	32	1:45.244	30.919	42.391	31.934	233.3	41:40.575																																																	
11	2:01.185	34.934	48.296	37.955	224.2	37:28.053	33	1:45.244	30.919	42.391	31.934	233.3	41:40.575	34	1:45.244	30.919	42.391	31.934	233.3	41:40.575	35	1:45.244	30.919	42.391	31.934	233.3	41:40.575																																																	
12	2:08.845	36.806	53.198	38.841	222.8	39:36.898	36	1:45.244	30.919	42.391	31.934	233.3	41:40.575	37	1:45.244	30.919	42.391	31.934	233.3	41:40.575	38	1:45.244	30.919	42.391	31.934	233.3	41:40.575																																																	
13	1:59.602	35.383	47.374	36.845	223.2	41:36.500	39	1:45.244	30.919	42.391	31.934	233.3	41:40.575	40	1:45.244	30.919	42.391	31.934	233.3	41:40.575	41	1:45.244	30.919	42.391	31.934	233.3	41:40.575																																																	



F4Spain

ROUND 7 - BARCELONA

FREE PRACTICE

Sector Analysis

— Invalidated Lap ■ Personal Best ■ Session Best ■ Crossing the pit lane

Lap	Time	Sector 1	Sector 2	Sector 3	T.Sp	Elapsed	Lap	Time	Sector 1	Sector 2	Sector 3	T.Sp	Elapsed
7	2:01.469	34.841	47.265	39.363	225.6	21:08.407	11	1:51.450	31.838	44.117	35.495	235.8	34:18.243
8	2:14.482 B	33.925	46.537	54.020	227.9	23:22.889	12	1:48.276	32.106	43.078	33.092	232.8	36:06.519
9	7:49.575	6:17.550	52.287	39.738	124.0	31:12.464	13	1:45.776	31.062	42.665	32.049	234.3	37:52.295
10	2:00.752	36.954	47.136	36.662	186.8	33:13.216	14	1:45.328	30.931	42.499	31.898	236.9	39:37.623
11	1:55.782	33.997	45.729	36.056	225.1	35:08.998	15	1:45.070	30.872	42.186	32.012	235.8	41:22.693
12	1:54.491	33.442	46.068	34.981	225.6	37:03.489							
13	1:52.009	32.641	44.721	34.647	226.5	38:55.498							
14	1:51.361	32.606	44.175	34.580	226.5	40:46.859							

11 **Alexander JACOBY** KGZ
GRS Team USA Tatuus F4 T-421

1	5:40.560	4:14.330	48.863	37.367	146.1	5:40.560
2	2:14.981 B	36.203	47.803	50.975	213.6	7:55.541
3	4:35.180	2:59.276	53.693	42.211	143.6	12:30.721
4	2:11.572	39.196	49.340	43.036	173.7	14:42.293
5	2:00.593	35.096	47.258	38.239	221.4	16:42.886
6	1:57.501	34.218	45.959	37.324	222.8	18:40.387
7	1:54.817	33.520	45.343	35.954	225.6	20:35.204
8	1:54.174	33.291	45.098	35.785	225.6	22:29.378
9	2:14.822 B	37.181	48.349	49.292	178.2	24:44.200
10	5:23.580	4:00.367	46.907	36.306	166.0	30:07.780
11	1:54.838	34.092	45.489	35.257	222.3	32:02.618
12	1:53.414	33.354	45.480	34.580	224.6	33:56.032
13	1:50.678	32.714	44.192	33.772	226.5	35:46.710
14	1:51.920	32.226	44.140	35.554	227.0	37:38.630
15	1:50.597	32.301	44.334	33.962	229.4	39:29.227
16	1:49.049	32.187	43.623	33.239	230.8	41:18.276

12 **Adam AL AZHARI** ARE
Tecnicar Tatuus F4 T-421

1	4:57.678	3:19.195	54.954	43.529	99.9	4:57.678
2	2:05.706	37.123	48.716	39.867	215.3	7:03.384
3	2:10.265	34.692	46.649	48.924	222.8	9:13.649
4	1:58.636	34.169	46.532	37.935	226.0	11:12.285
5	1:57.273	33.389	45.277	38.607	226.0	13:09.558
6	1:54.633	32.888	44.911	36.834	226.5	15:04.191
7	1:54.118	32.767	44.815	36.536	227.9	16:58.309
8	2:08.791 B	33.442	46.134	49.215	228.9	19:07.100
9	11:50.233	...	49.918	38.208	98.1	30:57.333
10	2:02.284	36.258	46.600	39.426	191.4	32:59.617
11	1:51.477	33.082	44.101	34.294	207.1	34:51.094
12	1:49.474	31.683	43.887	33.904	231.3	36:40.568
13	1:47.486	31.318	42.879	33.289	231.3	38:28.054
14	1:46.279	31.267	42.629	32.383	233.3	40:14.333

14 **Keanu AL AZHARI** ARE
MP Motorsport Tatuus F4 T-421

1	9:54.715	8:22.653	51.398	40.664	154.9	9:54.715
2	2:03.502	37.974	47.415	38.113	176.8	11:58.217
3	2:04.069	36.245	50.356	37.468	189.4	14:02.286
4	1:53.827	32.856	44.951	36.020	227.0	15:56.113
5	1:52.287	32.670	44.300	35.317	233.8	17:48.400
6	1:50.915	31.851	44.176	34.888	231.3	19:39.315
7	1:51.051	31.999	44.377	34.675	231.8	21:30.366
8	1:59.804 B	31.357	45.762	42.685	231.3	23:30.170
9	6:58.393	5:28.156	51.099	39.138	135.4	30:28.563
10	1:58.230	36.309	47.274	34.647	166.5	32:26.793

18 **Andrés CÁRDENAS** PER
Griffin Core by Campos Tatuus F4 T-421

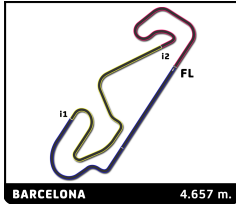
1	2:33.863	1:04.950	49.329	39.584	160.1	2:33.863
2	1:57.824	34.814	46.814	36.196	220.1	4:31.687
3	2:05.724 B	33.738	46.990	44.996	222.3	6:37.411
4	5:09.818	3:40.651	49.937	39.230	156.0	11:47.229
5	1:59.097	34.728	46.127	38.242	212.8	13:46.326
6	1:55.010	33.414	45.391	36.205	230.3	15:41.336
7	2:00.519 B	32.496	44.158	43.865	232.3	17:41.855
8	4:12.064	2:41.353	52.535	38.176	154.2	21:53.919
9	2:16.323 B	35.713	48.993	51.617	207.1	24:10.242
10	6:17.284	4:50.543	49.314	37.427	155.3	30:27.526
11	1:53.152	33.395	45.484	34.273	233.3	32:20.678
12	1:49.760	32.420	44.223	33.117	235.8	34:10.438
13	1:46.956	31.389	42.920	32.647	232.3	35:57.394
14	1:46.388	31.208	42.810	32.370	239.5	37:43.782
15	1:49.343	30.871	42.262	36.210	236.3	39:33.125
16	1:45.666	30.924	42.236	32.506	234.8	41:18.791

19 **Matus RYBA** SVK
Drivex Tatuus F4 T-421

1	2:48.846	1:16.099	51.454	41.293	141.2	2:48.846
2	2:06.960	37.697	49.067	40.196	199.1	4:55.806
3	2:02.269	35.382	47.784	39.103	222.3	6:58.075
4	1:59.193	33.840	47.006	38.347	225.6	8:57.268
5	2:02.866	33.435	50.755	38.676	226.0	11:00.134
6	1:56.066	33.197	45.576	37.293	227.0	12:56.200
7	2:12.785	32.937	45.226	54.622	228.4	15:08.985
8	2:03.318 B	32.697	44.709	45.912	227.9	17:12.303
9	6:53.199 B	5:01.663	57.341	54.195	116.8	24:05.502
10	6:48.252	5:21.747	49.212	37.293	103.2	30:53.754
11	1:58.672	34.260	47.371	37.041	211.9	32:52.426
12	1:54.317	32.220	44.060	38.037	229.4	34:46.743
13	1:48.246	31.526	43.376	33.344	232.3	36:34.989
14	1:48.317	31.398	43.545	33.374	232.3	38:23.306
15	1:48.033	32.159	43.122	32.752	232.8	40:11.339

21 **Reno FRANCO** NLD
Saintéloc Racing Tatuus F4 T-421

1	3:44.826 B	2:12.910	48.246	43.670	148.5	3:44.826
2	6:42.793	5:15.555	48.303	38.935	148.7	10:27.619
3	1:58.093	34.295	46.441	37.357	221.4	12:25.712
4	1:54.518	33.250	45.154	36.114	224.6	14:20.230
5	1:53.104	33.134	44.501	35.469	227.9	16:13.334
6	1:51.655	32.353	44.403	34.899	227.4	18:04.989
7	1:50.763	31.929	43.991	34.843	228.9	19:55.752
8	1:49.686	31.987	43.676	34.023	229.4	21:45.438
9	2:10.959 B	31.709	45.392	53.858	229.4	23:56.397
10	7:07.045	5:40.461	49.201	37.383	89.4	31:03.442
11	1:56.386	33.647	46.572	36.167	227.9	32:59.828
12	1:49.191	31.965	43.784	33.442	231.8	34:49.019



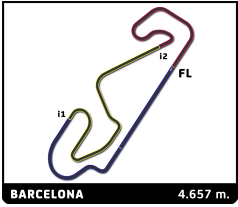
F4Spain

ROUND 7 - BARCELONA

FREE PRACTICE

Sector Analysis

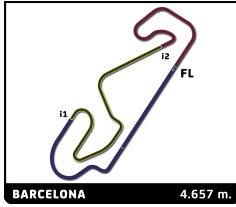
Barcelona 4.657 m.							Barcelona 4.657 m.						
Lap	Time	Sector 1	Sector 2	Sector 3	T.Spd	Elapsed	Lap	Time	Sector 1	Sector 2	Sector 3	T.Spd	Elapsed
13	1:47.665	31.347	43.214	33.104	233.3	36:36.684	27	Lucas FLUXÁ					ESP
14	1:46.879	31.257	42.664	32.958	233.3	38:23.563		KCL MP Motorsport					Tatuus F4 T-421
15	1:49.794	32.205	42.997	34.592	238.4	40:13.357	1	10:49.096	9:16.513	51.340	41.243	135.7	10:49.096
22	Peter BOUZINELOS					AUS	2	2:03.341	37.642	47.609	38.090	188.4	12:52.437
	Rodin Motorsport					Tatuus F4 T-421	3	2:01.139	34.774	47.203	39.162	216.1	14:53.576
1	2:26.062	51.461	50.981	43.620	140.3	2:26.062	4	1:56.306	34.056	45.873	36.377	226.5	16:49.882
2	5:12.287	3:36.353	54.780	41.154	144.6	7:38.349	5	1:53.791	33.056	44.844	35.891	227.0	18:43.673
3	2:24.256	39.757	54.421	50.078	183.6	10:02.605	6	1:52.338	32.587	44.455	35.296	227.9	20:36.011
4	4:14.606	2:38.935	54.944	40.727	146.5	14:17.211	7	2:02.480	32.969	45.092	44.419	228.9	22:38.491
5	2:01.345	37.592	46.457	37.296	186.5	16:18.556	8	7:45.987	6:16.141	51.563	38.283	152.5	30:24.478
6	1:54.099	33.357	44.640	36.102	227.0	18:12.655	9	1:59.513	36.991	46.743	35.779	191.4	32:23.991
7	1:51.604	32.411	43.818	35.375	227.9	20:04.259	10	1:57.475	32.524	47.713	37.238	230.8	34:21.466
8	1:58.236	32.102	44.043	42.091	228.9	22:02.495	11	1:48.921	31.973	43.428	33.520	231.8	36:10.387
9	8:41.107	7:10.317	52.822	37.968	135.7	30:43.602	12	1:47.661	31.561	42.899	33.201	232.3	37:58.048
10	2:01.676	37.497	48.008	36.171	191.1	32:45.278	13	1:46.148	31.127	42.685	32.336	233.8	39:44.196
11	1:58.096	36.304	46.385	35.407	224.6	34:43.374	14	1:46.497	31.347	42.996	32.154	231.3	41:30.693
12	1:48.962	32.291	43.369	33.302	229.9	36:32.336	28	Ariel ELKIN					ISR
13	1:46.953	31.433	42.738	32.782	231.3	38:19.289		GRS Team USA					Tatuus F4 T-421
14	1:45.863	31.237	42.378	32.248	230.8	40:05.152	1	3:40.844	2:02.162	50.564	48.118	162.5	3:40.844
23	Jan PRZYROWSKI					POL	2	7:15.568	5:43.955	51.170	40.443	127.2	10:56.412
	Griffin Core by Campos					Tatuus F4 T-421	3	2:01.932	35.832	47.345	38.755	195.9	12:58.344
1	2:29.945	1:03.107	49.444	37.394	163.5	2:29.945	4	1:58.188	34.444	46.170	37.574	226.5	14:56.532
2	1:58.911	35.141	47.850	35.920	218.3	4:28.856	5	1:57.173	33.492	46.328	37.353	225.6	16:53.705
3	2:03.571	33.586	46.519	43.466	221.0	6:32.427	6	2:00.908	32.708	44.447	43.753	227.4	18:54.613
4	8:34.826	7:03.553	50.998	40.275	149.8	15:07.253	7	11:22.035	9:54.842	49.587	37.606	140.8	30:16.648
5	2:01.415	36.171	47.216	38.028	215.7	17:08.668	8	1:53.816	33.292	45.518	35.006	223.2	32:10.464
6	1:55.693	33.544	45.476	36.673	212.3	19:04.361	9	1:49.912	32.291	43.599	34.022	228.9	34:00.376
7	1:52.726	32.215	44.934	35.577	229.4	20:57.087	10	1:48.490	32.102	43.055	33.333	230.8	35:48.866
8	2:01.376	31.896	43.668	45.812	229.4	22:58.463	11	1:47.764	31.516	42.998	33.250	234.8	37:36.630
9	7:20.120	5:59.796	45.831	34.493	165.2	30:18.583	12	1:46.489	31.403	42.747	32.339	229.4	39:23.119
10	1:50.410	31.672	44.506	34.232	233.3	32:08.993	13	1:45.743	31.095	42.412	32.236	232.3	41:08.862
11	1:47.754	31.649	42.830	33.275	232.3	33:56.747	29	Joanne CICONTE					AUS
12	1:47.884	31.897	42.771	33.216	231.8	35:44.631		DXR					Tatuus F4 T-421
13	1:45.567	31.086	42.309	32.172	232.8	37:30.198	1	5:10.565	3:29.942	56.842	43.781	136.4	5:10.565
14	1:46.301	31.186	42.168	32.947	235.3	39:16.499	2	2:18.651	42.624	54.845	41.182	152.5	7:29.216
15	1:44.746	30.852	42.204	31.690	234.3	41:01.245	3	2:08.428	37.573	50.059	40.796	219.2	9:37.644
24	Ernesto RIVERA					MEX	4	2:04.899	36.475	48.827	39.597	220.5	11:42.543
	Griffin Core by Campos					Tatuus F4 T-421	5	2:04.949	36.517	48.903	39.529	220.5	13:47.492
1	2:30.925	1:04.130	49.251	37.544	157.6	2:30.925	6	2:03.124	35.895	48.368	38.861	225.6	15:50.616
2	1:58.980	35.659	47.049	36.272	215.3	4:29.905	7	2:07.376	39.653	49.554	38.169	211.5	17:57.992
3	2:04.297	33.849	46.009	44.439	224.2	6:34.202	8	2:01.032	35.595	47.369	38.068	224.2	19:59.024
4	8:14.481	6:42.170	53.011	39.300	143.8	14:48.683	9	2:01.851	35.610	48.717	37.524	225.1	22:00.875
5	2:00.852	36.399	47.406	37.047	185.5	16:49.535	10	2:23.051	35.227	53.614	54.210	224.6	24:23.926
6	1:55.028	34.375	44.938	35.715	196.6	18:44.563	11	6:49.620	5:18.168	51.398	40.054	134.1	31:13.546
7	1:57.064	32.007	45.458	39.599	232.8	20:41.627	12	2:01.312	36.965	47.902	36.445	201.7	33:14.858
8	1:50.197	31.675	43.529	34.993	229.9	22:31.824	13	1:56.198	34.329	46.312	35.557	226.5	35:11.056
9	2:15.422	36.588	48.778	50.056	192.8	24:47.246	14	1:54.266	33.699	45.619	34.948	226.5	37:05.322
10	5:39.152	4:16.422	46.063	36.667	141.4	30:26.398	15	1:53.518	33.116	45.209	35.193	229.4	38:58.840
11	1:50.979	32.551	43.516	34.912	232.8	32:17.377	16	1:51.884	32.749	45.289	33.846	229.9	40:50.724
12	1:46.916	31.327	42.680	32.909	232.8	34:04.293	32	Wiktor DOBRZANSKI					POL
13	1:49.953	30.943	42.462	36.548	234.3	35:54.246		Tecnicar					Tatuus F4 T-421
14	1:45.466	30.853	42.133	32.480	234.8	37:39.712	1	3:03.704	1:26.640	52.921	44.143	149.1	3:03.704
15	1:48.615	31.492	43.564	33.559	236.9	39:28.327	2	2:13.698	41.508	50.785	41.405	168.0	5:17.402
16	1:44.894	30.720	41.765	32.409	235.8	41:13.221							



F4Spain ROUND 7 - BARCELONA FREE PRACTICE

Sector Analysis

_ Invalidated Lap							■ Personal Best		■ Session Best		■ Crossing the pit lane		
Lap	Time	Sector 1	Sector 2	Sector 3	T.Spd	Elapsed	Lap	Time	Sector 1	Sector 2	Sector 3	T.Spd	Elapsed
33	Christopher FEGHALI						LBN						
	Drivex						Tatuus F4 T-421						
1	4:52.343	B	3:02.523	52.967	56.853	147.9	4:52.343						
2	9:39.485	8:10.974	49.078	39.433	153.3	14:31.828							
3	1:59.349	34.708	47.084	37.557	220.1	16:31.177							
4	1:56.681	33.131	45.134	38.416	225.6	18:27.858							
5	1:52.957	32.195	45.271	35.491	232.8	20:20.815							
6	1:51.009	31.769	43.690	35.550	231.3	22:11.824							
7	2:18.327	B	33.702	51.133	53.492	231.3	24:30.151						
8	6:32.334	5:04.922	50.144	37.268	85.7	31:02.485							
9	1:58.322	33.911	45.545	38.866	227.4	33:00.807							
10	1:59.965	32.446	47.429	40.090	233.3	35:00.772							
11	1:49.097	31.325	43.840	33.932	230.8	36:49.869							
12	1:47.169	31.463	42.993	32.713	231.3	38:37.038							
13	1:46.268	31.244	42.790	32.234	232.8	40:23.306							
48	James EGOZI						USA						
	Campos Racing						Tatuus F4 T-421						
1	9:23.946	7:49.917	53.336	40.693	153.1	9:23.946							
2	2:03.259	37.228	47.702	38.329	186.8	11:27.205							
3	1:55.276	33.113	45.293	36.870	226.5	13:22.481							
4	1:54.278	32.419	44.762	37.097	227.0	15:16.759							
5	1:52.334	32.190	44.416	35.728	227.0	17:09.093							
6	2:00.639	B	31.900	44.075	44.664	234.8	19:09.732						
7	4:11.227	B	2:22.859	53.405	54.963	150.0	23:20.959						
8	7:00.739	5:35.947	48.899	35.893	145.3	30:21.698							
9	1:52.934	33.622	45.294	34.018	221.0	32:14.632							
10	1:47.684	31.632	43.124	32.928	232.8	34:02.316							
11	1:54.335	31.314	48.174	34.847	233.3	35:56.651							
12	1:45.620	31.085	42.431	32.104	233.3	37:42.271							
13	1:47.279	30.991	42.405	33.883	235.3	39:29.550							
14	1:45.061	31.008	42.263	31.790	239.5	41:14.611							
50	Tim GERHARDS						NLD						
	Monlau Motorsport						Tatuus F4 T-421						
1	6:43.065	5:11.903	50.065	41.097	153.1	6:43.065							
2	2:01.278	35.096	47.691	38.491	216.6	8:44.343							
3	1:57.755	33.783	46.104	37.868	221.0	10:42.098							
4	1:57.734	33.043	46.349	38.342	224.2	12:39.832							
5	1:55.514	33.282	45.796	36.436	224.2	14:35.346							
6	1:53.256	32.383	44.628	36.245	227.4	16:28.602							
7	1:52.125	32.019	44.153	35.953	228.4	18:20.727							
8	1:49.932	31.740	43.544	34.648	232.3	20:10.659							
9	1:56.279	B	31.517	43.305	41.457	227.9	22:06.938						
10	8:32.887	7:07.059	49.447	36.381	140.3	30:39.825							
11	1:55.754	37.779	44.388	33.587	164.0	32:35.579							
12	1:55.679	31.480	43.723	40.476	230.8	34:31.258							
13	1:46.366	31.386	42.706	32.274	230.3	36:17.624							
14	1:45.616	31.021	42.428	32.167	230.8	38:03.240							
15	1:50.601	30.909	46.895	32.797	233.3	39:53.841							
16	1:44.692	30.823	42.040	31.829	231.8	41:38.533							
55	Ary BANSAL						IND						
	Rodin Motorsport						Tatuus F4 T-421						
1	2:29.094	B	52.680	51.206	45.208	153.8	2:29.094						
2	4:44.098	3:11.024	51.929	41.145	149.1	7:13.192							
3	2:05.588	37.192	48.779	39.617	176.5	9:18.780							
4	1:58.976	34.522	46.494	37.960	224.6	11:17.756							
5	1:56.737	33.779	45.500	37.458	227.0	13:14.493							
6	1:54.899	32.716	44.795	37.388	228.4	15:09.392							
7	1:54.981	32.660	44.897	37.424	233.3	17:04.373							
8	1:54.271	32.968	44.778	36.525	231.3	18:58.644							
46	Nathan TYE						GBR						
	Campos Racing						Tatuus F4 T-421						
1	2:35.638	1:08.347	49.756	37.535	152.1	2:35.638							
2	2:07.871	B	35.332	47.306	45.233	215.7	4:43.509						
3	5:05.127	3:35.284	50.225	39.618	147.1	9:48.636							
4	2:01.308	36.032	47.283	37.993	191.1	11:49.944							
5	1:55.518	33.161	45.220	37.137	227.4	13:45.462							
6	1:53.560	33.168	44.383	36.009	229.4	15:39.022							



F4Spain ROUND 7 - BARCELONA FREE PRACTICE

Sector Analysis

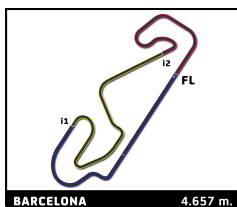
— Invalidated Lap

■ Personal Best

■ Session Best

B Crossing the pit lane

Lap	Time	Sector 1	Sector 2	Sector 3	T.Spd	Elapsed	Lap	Time	Sector 1	Sector 2	Sector 3	T.Spd	Elapsed
9	1:51.684	32.013	44.639	35.032	229.9	20:50.328	12	1:45.926	31.021	42.581	32.324	233.3	37:32.755
10	1:59.931 B	31.694	43.521	44.716	231.3	22:50.259	13	1:48.106	31.140	42.444	34.522	233.3	39:20.861
11	8:32.000	7:02.686	50.900	38.414	159.2	31:22.259	14	1:44.818	30.927	42.147	31.744	231.8	41:05.679
12	1:58.064	35.895	46.406	35.763	184.6	33:20.323	74 Hudson SCHWARTZ USA						
13	1:50.905	32.568	44.473	33.864	231.8	35:11.228	Monlau Motorsport Tatuus F4 T-421						
14	1:49.348	31.906	44.121	33.321	233.3	37:00.576	1	5:56.822	4:24.701	51.138	40.983	164.2	5:56.822
15	1:46.266	31.371	42.727	32.168	232.8	38:46.842	2	2:05.149	36.473	48.965	39.711	195.9	8:01.971
16	1:45.829	30.834	42.702	32.293	232.8	40:32.671	3	1:59.516	34.576	46.900	38.040	220.1	10:01.487
66 Francisco MACEDO PRT							4	1:58.182	33.442	46.641	38.099	224.6	11:59.669
DXR Tatuus F4 T-421							5	1:55.781	33.054	45.339	37.388	227.4	13:55.450
1	4:50.756	3:09.736	57.959	43.061	133.7	4:50.756	6	1:54.808	32.681	44.743	37.384	230.3	15:50.258
2	2:20.838 B	39.188	52.546	49.104	179.7	7:11.594	7	1:54.023	32.308	45.082	36.633	227.4	17:44.281
3	7:25.643	5:58.929	48.926	37.788	156.7	14:37.237	8	1:52.312	32.122	44.430	35.760	229.4	19:36.593
4	2:01.197	36.312	47.977	36.908	201.0	16:38.434	9	1:50.670	31.855	43.906	34.909	228.9	21:27.263
5	1:53.287	32.628	44.978	35.681	228.4	18:31.721	10	2:01.479 B	31.801	44.649	45.029	228.9	23:28.742
6	1:51.212	32.081	44.180	34.951	229.9	20:22.933	11	7:39.141	6:12.780	49.408	36.953	167.5	31:07.883
7	1:53.871	31.858	44.458	37.555	235.3	22:16.804	12	1:53.316	33.199	45.211	34.906	227.0	33:01.199
8	2:14.907 B	34.454	46.945	53.508	229.4	24:31.711	13	1:55.918	32.295	46.143	37.480	235.8	34:57.117
9	6:27.475	5:02.708	48.383	36.384	87.0	30:59.186	14	1:47.933	31.636	43.258	33.039	230.8	36:45.050
10	1:58.565	34.031	45.588	38.946	211.9	32:57.751	15	1:46.801	31.291	42.903	32.607	233.8	38:31.851
11	1:49.371	31.960	43.776	33.635	230.8	34:47.122	16	1:46.283	31.019	42.672	32.592	234.8	40:18.134
12	1:56.797	32.033	49.699	35.065	235.3	36:43.919	77 Lenny RIED DEU						
13	1:47.008	31.347	43.071	32.590	231.3	38:30.927	Monlau Motorsport Tatuus F4 T-421						
14	1:46.163	31.201	42.645	32.317	232.8	40:17.090	1	6:46.999	5:16.389	49.960	40.650	161.8	6:46.999
69 Oscar WURZ AUT							2	2:02.681	35.847	47.916	38.918	215.7	8:49.680
Saintéloc Racing Tatuus F4 T-421							3	1:58.499	34.377	46.206	37.916	222.3	10:48.179
1	3:35.916	2:10.229	49.109	36.578	154.2	3:35.916	4	1:56.543	33.253	45.673	37.617	225.6	12:44.722
2	1:58.965	35.197	47.266	36.502	219.6	5:34.881	5	1:55.248	32.912	45.406	36.930	229.4	14:39.970
3	2:05.339 B	34.556	46.787	43.996	222.3	7:40.220	6	1:54.369	33.096	44.809	36.464	228.4	16:34.339
4	5:44.725	4:16.541	49.786	38.398	151.6	13:24.945	7	1:52.514	32.380	44.054	36.080	228.4	18:26.853
5	1:57.882	34.427	46.256	37.199	201.0	15:22.827	8	1:52.632	33.052	44.442	35.138	229.9	20:19.485
6	1:55.318	32.876	45.450	36.992	227.0	17:18.145	9	9:14.727 B					29:34.212
7	1:54.321	32.895	45.310	36.116	228.9	19:12.466	10	3:44.286	2:14.491	51.541	38.254	117.5	33:18.498
8	1:55.636	32.351	44.815	38.470	229.9	21:08.102	11	1:56.714	34.840	46.247	35.627	227.9	35:15.212
9	2:02.003 B	32.167	44.244	45.592	229.4	23:10.105	12	1:50.592	32.325	44.022	34.245	229.9	37:05.804
10	7:35.860	6:07.118	50.694	38.048	133.1	30:45.965	13	1:52.072	32.138	43.480	36.454	236.3	38:57.876
11	1:59.698	35.796	47.583	36.319	195.5	32:45.663	14	1:47.679	31.440	42.981	33.258	231.3	40:45.555
12	1:52.045	32.800	44.486	34.759	234.8	34:37.708	78 Gabriel GÓMEZ ITA						
13	1:49.431	32.010	43.605	33.816	232.3	36:27.139	TC Racing Tatuus F4 T-421						
14	1:47.596	31.589	43.082	32.925	232.3	38:14.735	1	2:36.774 B	55.630	51.221	49.923	135.9	2:36.774
15	1:46.092	31.236	42.477	32.379	232.8	40:00.827	2	2:47.382	1:19.496	48.140	39.746	158.0	5:24.156
71 Mattia COLNAGHI ITA							3	2:01.998	35.531	47.538	38.929	219.2	7:26.154
KCL MP Motorsport Tatuus F4 T-421							4	1:58.133	33.777	46.218	38.138	220.1	9:24.287
1	9:55.739	8:26.108	49.637	39.994	162.0	9:55.739	5	1:56.292	33.344	45.374	37.574	222.3	11:20.579
2	2:01.931	35.821	47.928	38.182	206.7	11:57.670	6	1:55.630	32.973	45.613	37.044	222.3	13:16.209
3	1:57.214	34.025	45.906	37.283	222.8	13:54.884	7	1:59.822 B	32.604	44.674	42.544	226.5	15:16.031
4	1:55.993	32.681	45.469	37.843	225.6	15:50.877	8	5:39.027	4:08.494	51.820	38.713	137.1	20:55.058
5	1:54.862	32.279	45.936	36.647	229.4	17:45.739	9	2:08.677 B	36.785	46.389	45.503	197.3	23:03.735
6	1:52.723	31.996	44.890	35.837	229.9	19:38.462	10	7:06.801	5:43.747	47.231	35.823	164.5	30:10.536
7	1:57.728 B	31.957	43.712	42.059	233.8	21:36.190	11	1:52.430	32.623	44.827	34.980	225.6	32:02.966
8	8:38.615	7:14.084	48.074	36.457	162.5	30:14.805	12	1:49.572	32.133	43.861	33.578	227.4	33:52.538
9	1:55.225	33.948	45.279	35.998	221.4	32:10.030	13	1:47.599	31.649	43.214	32.736	227.0	35:40.137
10	1:49.270	32.155	43.791	33.324	228.9	33:59.300	14	1:47.695	31.602	42.890	33.203	227.4	37:27.832
11	1:47.529	31.338	42.988	33.203	231.3	35:46.829	15	1:47.227	32.101	42.731	32.395	209.5	39:15.059



F4Spain

ROUND 7 - BARCELONA

FREE PRACTICE

Sector Analysis

— Invalidated Lap ■ Personal Best ■ Session Best B Crossing the pit lane

Lap	Time	Sector 1	Sector 2	Sector 3	T.Sp	Elapsed	Lap	Time	Sector 1	Sector 2	Sector 3	T.Sp	Elapsed
-----	------	----------	----------	----------	------	---------	-----	------	----------	----------	----------	------	---------

16	1:45.509	31.284	42.407	31.818	231.8	41:00.568							
----	----------	--------	--------	--------	-------	-----------	--	--	--	--	--	--	--

88	Cristian CANTÚ					MEX							
	TC Racing					Tatuus F4 T-421							

1	2:46.600	1:06.462	57.147	42.991	119.3	2:46.600
2	2:11.870	39.906	51.183	40.781	186.2	4:58.470
3	2:06.500	37.247	49.557	39.696	217.0	7:04.970
4	2:07.637	35.455	48.506	43.676	220.1	9:12.607
5	2:02.131	34.827	48.316	38.988	220.5	11:14.738
6	2:01.143	34.359	47.526	39.258	223.2	13:15.881
7	2:01.741	35.839	47.191	38.711	208.3	15:17.622
8	1:57.052	33.871	46.339	36.842	225.1	17:14.674
9	1:55.220	32.993	45.943	36.284	225.6	19:09.894
10	1:55.917	33.281	45.985	36.651	227.4	21:05.811
11	1:59.971 B	32.620	45.508	41.843	225.1	23:05.782
12	7:06.288	5:42.778	47.267	36.243	161.1	30:12.070
13	1:53.083	32.891	44.724	35.468	229.9	32:05.153
14	1:51.433	32.283	44.408	34.742	227.4	33:56.586
15	1:51.603	33.006	44.010	34.587	231.8	35:48.189
16	1:50.670	33.081	43.615	33.974	230.3	37:38.859
17	1:51.055	32.342	44.667	34.046	234.3	39:29.914
18	1:48.794	31.756	43.885	33.153	236.3	41:18.708

93	Lorenzo CASTILLO					MEX							
	Saintéloc Racing					Tatuus F4 T-421							

1	3:50.691 B	2:10.557	50.906	49.228	145.0	3:50.691
2	9:49.931	8:16.442	52.195	41.294	138.5	13:40.622
3	2:06.431	39.188	48.581	38.662	185.8	15:47.053
4	1:57.064	34.468	45.746	36.850	225.1	17:44.117
5	1:54.009	33.227	44.847	35.935	227.0	19:38.126
6	1:53.258	32.992	44.911	35.355	230.3	21:31.384
7	2:16.241 B	32.323	49.682	54.236	230.8	23:47.625
8	6:48.047	5:21.038	49.598	37.411	145.0	30:35.672
9	1:56.479	34.721	46.353	35.405	206.3	32:32.151
10	1:51.877	32.871	44.466	34.540	227.0	34:24.028
11	1:49.543	32.100	43.899	33.544	229.9	36:13.571
12	1:48.249	31.864	43.292	33.093	231.3	38:01.820
13	1:47.637	31.753	43.025	32.859	230.8	39:49.457
14	1:47.213	31.447	42.820	32.946	229.4	41:36.670

99	Chase FERNANDEZ					GBR							
	Rodin Motorsport					Tatuus F4 T-421							

1	2:39.401	1:14.890	48.312	36.199	159.6	2:39.401
2	2:13.485 B	34.213	47.988	51.284	219.6	4:52.886
3	5:48.934	4:08.101	56.528	44.305	157.3	10:41.820
4	2:01.818	36.820	46.803	38.195	166.2	12:43.638
5	1:56.500	33.400	45.295	37.805	227.9	14:40.138
6	1:54.929	33.440	45.058	36.431	230.3	16:35.067
7	1:52.083	32.162	44.198	35.723	231.3	18:27.150
8	1:55.456	32.206	44.022	39.228	234.8	20:22.606
9	1:59.332 B	31.897	43.668	43.767	232.3	22:21.938
10	8:22.808	6:51.376	53.342	38.090	138.1	30:44.746
11	2:03.990	37.179	49.493	37.318	193.8	32:48.736
12	1:50.702	32.832	43.823	34.047	231.3	34:39.438
13	1:51.271	31.762	43.472	36.037	233.3	36:30.709
14	1:46.991	31.544	42.787	32.660	232.8	38:17.700
15	1:46.017	31.077	42.709	32.231	233.8	40:03.717