

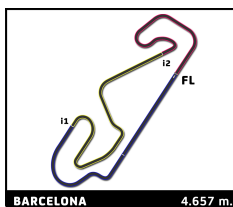
F4Spain

ROUND 7 - BARCELONA

RACE 2

Sector Analysis

_ Invalidated Lap							■ Personal Best							■ Session Best							■ Crossing the pit lane																																																																												
Lap	Time	Sector 1	Sector 2	Sector 3	T.Sp	Elapsed	Lap	Time	Sector 1	Sector 2	Sector 3	T.Sp	Elapsed	Lap	Time	Sector 1	Sector 2	Sector 3	T.Sp	Elapsed	Lap	Time	Sector 1	Sector 2	Sector 3	T.Sp	Elapsed																																																																						
3 Griffin PEEBLES AUS							MP Motorsport Tatuus F4 T-421																																																																																										
1	2:24.409	B	1:03.495	43.163	37.751	2:24.409	8	2:17.435	31.244	1:03.025	43.166	238.4	17:28.766	9	2:46.892	55.988	1:08.179	42.725	116.2	20:15.658	10	1:45.750	30.394	43.908	31.448	232.8	22:01.408	11	1:47.541	31.846	43.489	32.206	237.4	23:48.949	12	2:53.246	48.166	1:18.929	46.151	92.3	26:42.195	13	2:56.426	52.969	1:16.411	47.046	160.4	29:38.621																																																	
4 Juan COTA ESP							Drivex Tatuus F4 T-421																																																																																										
1	1:49.521		35.056	43.542	30.923	1:49.521	1	1:52.982	36.396	45.220	31.366		1:52.982	2	2:06.761	31.236	48.293	47.232	234.8	3:59.743	3	3:02.058	56.387	1:16.117	49.554	122.0	7:01.801	4	2:48.870	1:02.722	58.230	47.918	98.2	9:50.671	5	1:45.132	31.319	43.065	30.748	234.8	11:35.803	6	1:44.162	30.982	42.374	30.806	235.3	13:19.965	7	1:43.901	30.878	42.491	30.532	237.4	15:03.866	8	2:18.886	30.965	1:05.132	42.789	235.3	17:22.752	9	2:49.758	56.134	1:07.880	45.744	114.1	20:12.510	10	1:46.948	31.785	43.667	31.496	236.3	21:59.458	11	1:45.041	31.343	42.750	30.948	235.3	23:44.499	12	2:52.359	47.734	1:16.837	47.788	117.5	26:36.858	13	2:59.813	52.424	1:16.933	50.456	124.8	29:36.671
7 Maciej GLADYSZ POL							KCL MP Motorsport Tatuus F4 T-421																																																																																										
1	1:58.899		43.084	44.081	31.734	1:58.899	1	2:02.067	42.463	47.652	31.952		2:02.067	2	2:09.959	32.000	52.162	45.797	230.3	4:12.026	3	3:02.868	59.128	1:15.262	48.478	95.4	7:14.894	4	2:42.957	1:02.031	58.655	42.271	126.6	9:57.851	5	1:48.166	32.186	44.168	31.812	233.3	11:46.017	6	1:45.673	31.332	43.141	31.200	233.8	13:31.690	7	1:45.513	31.320	43.083	31.110	235.3	15:17.203	8	2:19.041	32.618	1:04.397	42.026	234.8	17:36.244	9	2:43.741	57.838	1:08.183	37.720	150.4	20:19.985	10	1:47.719	31.737	43.974	32.008	238.4	22:07.704	11	1:49.625	31.606	43.592	34.427	236.9	23:57.329	12	2:53.572	47.433	1:18.773	47.366	184.3	26:50.901	13	2:55.275	51.611	1:16.757	46.907	135.1	29:46.176
11 Alexander JACOBY KGZ							GRS Team USA Tatuus F4 T-421																																																																																										
1	1:56.391		40.586	44.031	31.774	1:56.391	1	1:56.391	40.586	44.031	31.774		1:56.391	2	2:10.955	32.534	51.504	46.917	230.3	4:07.346	3	3:03.364	55.823	1:18.000	49.541	111.5	7:10.710	4	2:44.541	1:01.042	59.187	44.312	109.6	9:55.251	5	1:46.814	31.889	43.813	31.112	228.9	11:42.065	6	1:45.834	31.765	42.842	31.227		13:27.899	7	1:46.384	31.151	42.556	32.677	233.8	15:14.283	8	2:18.460	33.050	1:02.702	42.708	234.3	17:32.743	9	2:45.590	56.673	1:07.314	41.603	97.3	20:18.333	10	1:46.310	32.306	42.940	31.064	232.3	22:04.643	11	1:50.118	31.186	43.992	34.940	233.8	23:54.761	12	2:53.691	46.956	1:19.191	47.544	158.3	26:48.452	13	2:55.266	51.260	1:17.012	46.994	119.6	29:43.718
12 Adam AL AZHARI ARE							Tecnicar Tatuus F4 T-421																																																																																										



F4Spain ROUND 7 - BARCELONA RACE 2

Sector Analysis

— Invalidated Lap ■ Personal Best ■ Session Best ■ Crossing the pit lane

Lap	Time	Sector 1	Sector 2	Sector 3	T.Spd	Elapsed	Lap	Time	Sector 1	Sector 2	Sector 3	T.Spd	Elapsed
1	1:59.453	44.512	43.593	31.348		1:59.453	1	1:56.608	39.346	45.598	31.664		1:56.608
2	2:10.986	31.558	53.355	46.073	235.8	4:10.439	2	2:10.158	31.897	51.284	46.977	236.3	4:06.766
3	3:03.332	58.992	1:15.451	48.889	105.2	7:13.771	3	3:03.574	55.790	1:17.892	49.892	108.6	7:10.340
4	2:43.281	1:01.820	58.930	42.531	126.7	9:57.052	4	2:44.503	1:00.751	59.378	44.374	99.9	9:54.843
5	1:46.634	31.889	43.399	31.346	235.3	11:43.686	5	<u>1:46.494</u>	31.672	<u>44.036</u>	30.786	234.8	11:41.337
6	1:45.206	31.292	42.724	31.190	236.9	13:28.892	6	<u>1:44.333</u>	31.031	<u>42.612</u>	30.690	234.8	13:25.670
7	1:45.107	31.184	42.621	31.302	236.3	15:13.999	7	1:46.238	31.091	43.790	31.357	236.3	15:11.908
8	2:18.345	32.538	1:02.877	42.930	235.8	17:32.344	8	2:17.916	31.477	1:02.935	43.504	233.3	17:29.824
9	2:45.601	56.467	1:07.428	41.706	116.0	20:17.945	9	2:46.232	55.608	1:08.287	42.337	123.7	20:16.056
10	<u>1:45.073</u>	30.814	43.139	<u>31.120</u>	236.3	22:03.018	10	<u>1:45.879</u>	31.393	42.896	<u>31.590</u>	234.8	22:01.935
11	1:49.069	31.261	44.888	32.920	238.4	23:52.087	11	<u>1:48.030</u>	<u>31.737</u>	44.168	32.125	240.0	23:49.965
12	2:52.866	47.147	1:19.225	46.494	133.6	26:44.953	12	2:53.964	48.447	1:19.108	46.409	115.5	26:43.929
13	2:54.921	51.984	1:17.000	45.937	141.2	29:39.874	13	2:55.106	51.951	1:16.719	46.436	161.3	29:39.035

14 **Keanu AL AZHARI** ARE
MP Motorsport Tatuus F4 T-421

1	1:49.872	35.314	43.540	31.018		1:49.872
2	2:06.257	31.290	47.597	47.370	234.3	3:56.129
3	3:01.684	56.179	1:15.825	49.680	130.0	6:57.813
4	2:51.015	1:02.966	57.120	50.929	101.0	9:48.828
5	1:44.522	31.488	42.441	30.593	233.3	11:33.350
6	<u>1:43.727</u>	30.994	42.321	<u>30.412</u>	234.8	13:17.077
7	<u>1:43.659</u>	<u>30.914</u>	<u>42.307</u>	30.438	236.3	15:00.736
8	2:19.587	31.059	1:05.256	43.272	237.4	17:20.323
9	<u>2:50.852</u>	55.963	1:05.802	<u>49.087</u>	124.0	20:11.175
10	<u>1:45.368</u>	<u>31.620</u>	<u>42.521</u>	31.227	234.8	21:56.543
11	1:44.111	31.121	42.338	30.652	234.3	23:40.654
12	2:53.790	48.174	1:15.657	49.959	126.1	26:34.444
13	3:00.378	52.098	1:16.103	52.177	129.7	29:34.822

18 **Andrés CÁRDENAS** PER
Griffin Core by Campos Tatuus F4 T-421

1	1:52.101	36.229	44.793	31.079		1:52.101
2	2:06.620	31.193	47.838	47.589	232.8	3:58.721
3	3:02.168	56.006	1:16.319	49.843	127.9	7:00.889
4	2:49.188	1:02.336	57.762	49.090	99.8	9:50.077
5	1:46.221	31.781	43.641	30.799	231.3	11:36.298
6	1:43.982	30.913	42.319	30.750	238.9	13:20.280
7	1:44.088	30.932	42.621	30.535	238.4	15:04.368
8	2:18.889	30.918	1:05.206	42.765	236.9	17:23.257
9	2:49.593	56.069	1:07.871	45.653	124.3	20:12.850
10	1:46.791	31.602	43.863	31.326	233.3	21:59.641
11	1:44.449	30.817	42.787	30.845	231.3	23:44.090
12	2:52.083	47.643	1:16.012	48.428	120.5	26:36.173
13	2:59.537	52.376	1:16.516	50.645	130.5	29:35.710

19 **Matus RYBA** SVK
Drivex Tatuus F4 T-421

1	1:53.300	37.150	44.782	31.368		1:53.300
2	2:06.990	31.330	48.269	47.391	234.8	4:00.290
3	3:01.956	56.304	1:16.129	49.523	146.9	7:02.246
4	2:48.786	1:02.669	58.239	47.878	111.4	9:51.032
5	1:45.768	31.286	43.574	30.908	237.4	11:36.800
6	<u>1:44.022</u>	31.063	42.362	<u>30.597</u>	235.3	13:20.822

21 **Reno FRANÇOT** NLD
Saintéloc Racing Tatuus F4 T-421

22 **Peter BOUZINELOS** AUS
Rodin Motorsport Tatuus F4 T-421

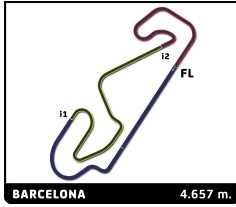
1	1:58.394	42.827	44.195	31.372		1:58.394
2	2:10.219	31.372	51.901	46.946	237.9	4:08.613
3	3:02.994	57.781	1:15.904	49.309	110.9	7:11.607
4	2:44.215	1:01.728	58.930	43.557	106.0	9:55.822
5	1:46.441	31.508	43.914	31.019	235.3	11:42.263
6	1:44.081	31.107	42.398	30.576	233.3	13:26.344
7	<u>1:46.108</u>	31.040	43.278	<u>31.790</u>	234.3	15:12.452
8	2:18.155	31.712	1:03.439	43.004	235.3	17:30.607
9	2:46.026	56.097	1:08.197	41.732	118.9	20:16.633
10	1:45.800	31.425	43.064	31.311	237.4	22:02.433

23 **Jan PRZYROWSKI** POL
Griffin Core by Campos Tatuus F4 T-421

1	1:51.091	36.159	43.903	31.029		1:51.091
2	2:06.830	31.142	47.976	47.712	234.3	3:57.921
3	3:01.991	55.912	1:16.263	49.816	130.5	6:59.912
4	2:49.589	1:02.429	57.424	49.736	96.6	9:49.501
5	1:44.867	31.403	42.697	30.767	234.3	11:34.368
6	1:43.963	31.055	42.448	30.460	237.4	13:18.331
7	1:43.602	30.780	42.222	30.600	237.4	15:01.933
8	2:19.492	30.938	1:05.476	43.078	236.3	17:21.425
9	2:50.236	56.218	1:06.686	47.332	124.7	20:11.661
10	1:45.786	32.246	42.820	30.720	234.3	21:57.447
11	1:44.045	30.887	42.415	30.743	234.8	23:41.492
12	2:53.332	47.984	1:15.832	49.516	123.3	26:34.824
13	3:00.168	52.349	1:16.193	51.626	131.3	29:34.992

24 **Ernesto RIVERA** MEX
Griffin Core by Campos Tatuus F4 T-421

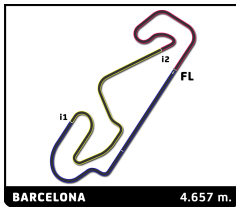
1	1:50.457	36.103	43.299	31.055		1:50.457
2	2:06.590	31.221	47.896	47.473	233.8	3:57.047
3	3:01.673	55.955	1:16.247	49.471	143.1	6:58.720
4	2:50.331	1:03.089	56.964	50.278	92.7	9:49.051
5	1:44.933	31.527	42.601	30.805	236.9	11:33.984
6	1:43.774	30.969	42.322	30.483	234.8	13:17.758
7	1:43.769	<u>30.941</u>	42.175	30.653	235.3	15:01.527
8	2:19.407	30.920	1:05.130	43.357	234.3	17:20.934
9	<u>2:50.575</u>	56.020	1:06.061	<u>48.494</u>	121.1	20:11.509
10	<u>1:46.780</u>	<u>32.218</u>	43.636	30.926	232.8	21:58.289
11	<u>1:44.120</u>	31.012	42.379	<u>30.729</u>	234.8	23:42.409
12	<u>2:52.736</u>	<u>47.745</u>	1:15.915	49.076	127.0	26:35.145



F4Spain ROUND 7 - BARCELONA RACE 2

Sector Analysis

_ Invalidated Lap							■ Personal Best		■ Session Best		■ Crossing the pit lane		
Lap	Time	Sector 1	Sector 2	Sector 3	T.Spd	Elapsed	Lap	Time	Sector 1	Sector 2	Sector 3	T.Spd	Elapsed
27	Lucas FLUXÁ ESP KCL MP Motorsport Tatuus F4 T-421						6	1:44.072	31.009	42.573	30.490	236.9	13:21.231
1	1:54.393	36.735	45.943	31.715		1:54.393	7	1:44.291	30.800	42.340	31.151	238.9	15:05.522
2	2:08.957	31.465	50.173	47.319	234.3	4:03.350	8	2:18.234	30.777	1:04.696	42.761	233.8	17:23.756
3	3:03.376	55.595	1:16.784	50.997	135.4	7:06.726	9	2:49.377	56.196	1:07.990	45.191	127.8	20:13.133
4	2:46.417	1:00.834	59.825	45.758	126.4	9:53.143	10	1:46.798	31.590	43.723	31.485	236.3	21:59.931
5	1:45.058	31.409	42.762	30.887	230.8	11:38.201	11	1:44.911	31.175	42.683	31.053	234.8	23:44.842
6	1:44.426	31.144	42.497	30.785	235.8	13:22.627	12	2:52.729	47.978	1:17.007	47.744	111.5	26:37.571
7	1:44.226	31.107	42.452	30.667	235.8	15:06.853	13	2:59.613	52.193	1:17.329	50.091	146.3	29:37.184
8	2:19.748	31.054	1:04.953	43.741	236.9	17:26.601							
9	2:47.563	55.698	1:07.988	43.877	123.7	20:14.164							
10	1:46.283	30.965	43.730	31.588	240.0	22:00.447							
11	1:44.915	31.233	42.699	30.983	234.8	23:45.362							
12	2:52.751	48.008	1:17.128	47.615	111.6	26:38.113							
13	2:59.547	52.685	1:17.117	49.745	135.2	29:37.660							
28	Ariel ELKIN ISR GRS Team USA Tatuus F4 T-421						35	Adam HIDEG HUN CRAM Motorsport Tatuus F4 T-421					
1	1:54.699	38.399	44.498	31.802		1:54.699	1	3:28.182	2:13.997	43.285	30.900		3:28.182
2	2:09.821	31.781	50.853	47.187	230.8	4:04.520	2	1:49.429	35.684	42.681	31.064	226.0	5:17.611
3	3:03.946	55.938	1:17.408	50.600	119.6	7:08.466	3	1:59.477	32.124	43.512	43.841	216.1	7:17.088
4	2:45.262	1:00.565	59.466	45.231	120.3	9:53.728	4	2:41.326	1:01.402	58.575	41.349	147.5	9:58.414
5	1:45.345	31.396	42.857	31.092	233.8	11:39.073	5	1:46.510	31.717	43.155	31.638	237.4	11:44.924
6	1:44.787	31.204	42.731	30.852	238.9	13:23.860	6	1:45.177	31.265	42.922	30.990	236.9	13:30.101
7	1:47.078	32.258	43.920	30.900	232.3	15:10.938	7	1:44.759	31.208	42.611	30.940	236.3	15:14.860
8	2:17.372	31.137	1:03.014	43.221	232.3	17:28.310	8	2:19.944	33.069	1:03.596	43.279	239.5	17:34.804
9	2:47.208	56.051	1:07.977	43.180	119.5	20:15.518	9	2:44.315	57.004	1:07.357	39.954	128.8	20:19.119
10	1:46.168	31.391	43.123	31.654	234.3	22:01.686	10	1:47.388	32.173	43.834	31.381	232.8	22:06.507
11	1:46.975	31.647	43.092	32.236	237.9	23:48.661	11	1:48.923	31.159	42.938	34.826	235.8	23:55.430
12	2:53.238	47.954	1:18.817	46.467	103.9	26:41.899	12	2:53.664	47.120	1:19.183	47.361	165.0	26:49.094
13	2:56.621	52.916	1:16.372	47.333	163.0	29:38.520	13	2:54.949	51.445	1:16.784	46.720	115.5	29:44.043
29	Joanne CICONTE AUS DXR Tatuus F4 T-421						46	Nathan TYE GBR Campos Racing Tatuus F4 T-421					
1	1:57.039	41.304	44.315	31.420		1:57.039	1	1:51.557	36.612	43.893	31.052		1:51.557
2	2:12.112	31.985	53.493	46.634	231.8	4:09.151	2	2:06.781	31.342	47.710	47.729	235.3	3:58.338
3	3:03.121	58.160	1:15.697	49.264	111.1	7:12.272	3	3:02.128	55.871	1:16.390	49.867	124.5	7:00.466
4	2:43.897	1:01.588	58.849	43.460	96.1	9:56.169	4	2:49.312	1:02.278	57.438	49.596	100.0	9:49.778
5	1:47.150	31.590	44.354	31.206	235.3	11:43.319	5	1:44.994	31.449	42.880	30.665	237.4	11:34.772
6	1:45.012	31.322	42.754	30.936	233.3	13:28.331	6	1:44.299	31.088	42.528	30.683	236.3	13:19.071
7	1:45.147	31.007	42.725	31.415	235.8	15:13.478	7	1:43.603	30.914	42.193	30.496	234.8	15:02.674
8	2:18.548	32.194	1:03.073	43.281	236.3	17:32.026	8	2:19.065	30.894	1:05.166	43.005	235.3	17:21.739
9	2:45.580	56.261	1:07.499	41.820	106.5	20:17.606	9	2:50.236	56.254	1:07.039	46.943	122.3	20:11.975
10	1:45.865	31.803	42.915	31.147	230.8	22:03.471	10	1:46.782	31.809	43.941	31.032	235.8	21:58.757
11	1:49.289	31.341	44.550	33.398	236.9	23:52.760	11	1:44.308	31.056	42.575	30.677	236.9	23:43.065
12	2:53.010	47.236	1:19.212	46.562	139.2	26:45.770	12	2:52.446	47.558	1:16.241	48.647	132.1	26:35.511
13	2:54.814	51.785	1:17.086	45.943	124.7	29:40.584	13	2:59.825	52.331	1:16.402	51.092	134.2	29:35.336
33	Christopher FEGHALI LBN Drivex Tatuus F4 T-421						48	James EGOZI USA Campos Racing Tatuus F4 T-421					
1	1:53.619	36.920	44.989	31.710		1:53.619	1	1:52.429	36.779	44.635	31.015		1:52.429
2	2:07.274	31.335	48.614	47.325	235.3	4:00.893	2	2:07.014	31.261	48.087	47.666	237.9	3:59.443
3	3:02.008	56.310	1:16.159	49.539	149.1	7:02.901	3	3:01.915	55.830	1:16.440	49.645	126.1	7:01.358
4	2:48.568	1:02.547	58.325	47.696	108.1	9:51.469	4	2:48.894	1:02.350	58.303	48.241	101.2	9:50.252
5	1:45.690	31.118	43.353	31.219	236.9	11:37.159	5	1:45.069	31.419	42.784	30.866	237.9	11:35.321
							6	1:44.249	30.954	42.398	30.897	234.8	13:19.570
							7	1:43.830	30.999	42.301	30.530	235.8	15:03.400
							8	2:18.762	30.895	1:04.966	42.901	236.3	17:22.162
							9	2:49.985	56.305	1:07.447	46.233	112.3	20:12.147
							10	1:46.975	31.904	43.733	31.338	236.3	21:59.122
							11	1:44.481	31.027	42.779	30.675	236.3	23:43.603
							12	2:52.255	47.665	1:15.963	48.627	120.8	26:35.858
							13	2:59.667	52.319	1:16.395	50.953	134.7	29:35.525



F4Spain ROUND 7 - BARCELONA RACE 2

Sector Analysis

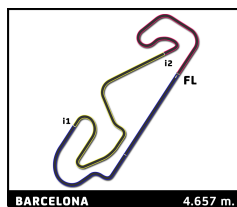
— Invalidated Lap

■ Personal Best

■ Session Best

B Crossing the pit lane

Lap	Time	Sector 1	Sector 2	Sector 3	T.Sp	Elapsed	Lap	Time	Sector 1	Sector 2	Sector 3	T.Sp	Elapsed
50 Tim GERHARDS NLD Monlau Motorsport Tatuus F4 T-421							7 1:43.717 31.121 42.130 30.466 230.3 14:59.770						
1	1:55.342	37.978	45.062	32.302		1:55.342	8	2:19.573	31.106	1:05.099	43.368	230.3	17:19.343
2	2:09.776	31.439	51.417	46.920	234.8	4:05.118	9	2:51.185	55.030	1:05.911	50.244	125.0	20:10.528
3	3:03.937	56.097	1:17.615	50.225	120.8	7:09.055	10	<u>1:44.671</u>	<u>31.672</u>	<u>42.415</u>	<u>30.584</u>	227.4	21:55.199
4	2:45.138	1:00.567	59.612	44.959	115.4	9:54.193	11	1:44.093	31.188	42.367	30.538	229.9	23:39.292
5	1:45.221	31.740	42.661	30.820	231.3	11:39.414	12	2:53.724	48.430	1:15.340	49.954	129.6	26:33.016
6	1:44.771	31.107	42.710	30.954	239.5	13:24.185	13	3:00.932	52.311	1:16.013	52.608	133.7	29:33.948
7	1:44.273	31.480	42.292	30.501	240.0	15:08.458							
8	2:19.366	30.845	1:04.771	43.750	233.8	17:27.824							
9	2:47.077	55.905	1:08.020	43.152	135.4	20:14.901							
10	1:46.295	31.441	43.393	31.461	240.0	22:01.196							
11	1:47.123	31.750	43.050	32.323	232.8	23:48.319							
12	2:51.632	47.717	1:18.097	45.818	102.6	26:39.951							
13	2:58.418	53.856	1:16.728	47.834	140.8	29:38.369							
55 Ary BANSAL IND Rodin Motorsport Tatuus F4 T-421							74 Hudson SCHWARTZ USA Monlau Motorsport Tatuus F4 T-421						
1	1:56.097	39.070	45.103	31.924		1:56.097	1	1:53.895	37.552	44.776	31.567		1:53.895
2	2:09.930	31.969	50.979	46.982	234.3	4:06.027	2	2:07.789	31.467	48.935	47.387	236.9	4:01.684
3	3:03.631	55.888	1:17.402	50.341	115.5	7:09.658	3	3:02.007	56.100	1:16.133	49.774	148.7	7:03.691
4	2:44.797	1:00.615	59.627	44.555	117.7	9:54.455	4	2:48.443	1:02.491	58.423	47.529	100.5	9:52.134
5	1:45.670	31.832	43.061	30.777	236.9	11:40.125	5	1:45.333	31.343	43.008	30.982	233.3	11:37.467
6	1:44.668	31.069	42.768	30.831	234.3	13:24.793	6	1:44.259	31.086	42.525	30.648	238.4	13:21.726
7	1:48.163	31.370	44.389	32.404	236.9	15:12.956	7	1:44.126	30.848	42.347	30.931	235.3	15:05.852
8	2:18.161	32.256	1:03.024	42.881	235.3	17:31.117	8	2:19.025	31.003	1:04.694	43.328	237.9	17:24.877
9	2:45.870	56.501	1:07.741	41.628	115.8	20:16.987	9	2:48.547	55.792	1:07.948	44.807	119.6	20:13.424
10	<u>1:45.667</u>	31.415	<u>43.083</u>	31.169	237.9	22:02.654	10	<u>1:47.469</u>	31.556	44.161	<u>31.752</u>	235.3	22:00.893
11	1:51.236	31.308	45.601	34.327	242.1	23:53.890	11	<u>1:47.108</u>	<u>31.943</u>	<u>42.952</u>	<u>32.213</u>	235.3	23:48.001
12	2:52.801	46.740	1:19.226	46.835	146.9	26:46.691	12	2:51.767	47.471	1:17.995	46.301	110.2	26:39.768
13	2:55.461	51.654	1:17.024	46.783	137.4	29:42.152	13	2:58.469	53.218	1:16.748	48.503	133.4	29:38.237
66 Francisco MACEDO PRT DXR Tatuus F4 T-421							77 Lenny RIED DEU Monlau Motorsport Tatuus F4 T-421						
1	1:54.941	38.629	44.560	31.752		1:54.941	1	1:55.695	39.170	44.166	32.359		1:55.695
2	2:07.974	30.662	49.955	47.357	236.9	4:02.915	2	2:16.225	47.219	44.760	44.246	228.9	4:11.920
3	3:03.006	55.428	1:16.618	50.960	129.3	7:05.921	3	3:09.507	1:54.540	43.557	31.410	172.0	7:21.427
4	2:46.639	1:00.821	59.999	45.819	127.2	9:52.560	4	2:37.218	57.943	58.939	40.336	133.6	9:58.645
5	1:45.268	31.294	42.635	31.339	234.3	11:37.828	5	1:46.937	31.742	43.392	31.803	238.9	11:45.582
6	1:44.483	31.096	42.588	30.799	236.3	13:22.311	6	1:45.520	31.454	42.988	31.078	237.9	13:31.102
7	1:44.132	30.973	42.404	30.755	235.3	15:06.443	7	1:44.422	31.319	42.339	30.764	232.3	15:15.524
8	2:19.369	31.230	1:04.892	43.247	234.8	17:25.812	8	2:19.647	33.035	1:03.704	42.908	237.4	17:35.171
9	<u>2:48.083</u>	55.778	1:08.139	<u>44.166</u>	131.0	20:13.895	9	2:43.993	57.373	1:07.266	39.354	122.4	20:19.164
10	1:46.740	30.930	<u>43.953</u>	<u>31.857</u>	231.8	22:00.635	10	<u>1:46.872</u>	31.916	43.847	<u>31.109</u>	235.8	22:06.036
11	<u>1:46.201</u>	<u>31.516</u>	42.719	31.966	238.9	23:46.836	11	<u>1:48.349</u>	31.212	<u>42.802</u>	34.328	231.3	23:54.385
12	2:51.625	47.318	1:17.648	46.659	110.5	26:38.461	12	2:53.563	46.861	1:19.218	47.484	170.7	26:47.948
13	2:59.409	53.257	1:17.323	48.829	138.0	29:37.870	13	2:55.373	51.214	1:17.005	47.154	120.3	29:43.321
71 Mattia COLNAGHI ITA KCL MP Motorsport Tatuus F4 T-421							78 Gabriel GÓMEZ ITA TC Racing Tatuus F4 T-421						
1	1:48.892	34.979	43.150	30.763		1:48.892	1	1:54.242	37.692	44.885	31.665		1:54.242
2	2:06.421	31.264	47.428	47.729	228.9	3:55.313	2	2:09.687	32.039	50.390	47.258	229.9	4:03.929
3	3:01.498	55.697	1:15.705	50.096	129.9	6:56.811	3	3:03.566	55.628	1:17.078	50.860	130.2	7:07.495
4	2:51.119	1:01.276	58.522	51.321	106.4	9:47.930	4	2:45.848	1:00.767	59.764	45.317	120.0	9:53.343
5	1:44.396	31.355	42.468	30.573	228.9	11:32.326	5	1:45.370	31.474	42.894	31.002	234.3	11:38.713
6	1:43.727	31.098	42.227	30.402	229.9	13:16.053	6	1:44.308	31.126	42.620	30.562	232.3	13:23.021
							7	<u>1:44.285</u>	31.115	42.530	<u>30.640</u>	234.8	15:07.306
							8	<u>2:19.919</u>	<u>31.169</u>	1:05.022	43.728	235.8	17:27.225
							9	2:47.350	55.655	1:08.408	43.287	127.8	20:14.575
							10	1:46.382	31.392	43.500	31.490	235.3	22:00.957
							11	1:46.374	31.456	43.054	31.864	228.4	23:47.331
							12	2:52.224	47.349	1:17.859	47.016	107.9	26:39.555
							13	2:58.527	52.769	1:17.017	48.741	138.3	29:38.082



F4Spain

ROUND 7 - BARCELONA

RACE 2

Sector Analysis

_ Invalidated Lap
 ■ Personal Best
 ■ Session Best
 B Crossing the pit lane

Lap	Time	Sector 1	Sector 2	Sector 3	T.Sp	Elapsed	Lap	Time	Sector 1	Sector 2	Sector 3	T.Sp	Elapsed	
88	Cristian CANTÚ MEX													
	TC Racing													
	Tatuus F4 T-421													
1	1:57.679	41.081	44.927	31.671		1:57.679								
2	2:12.081	31.942	53.598	46.541	233.3	4:09.760								
3	3:03.087	58.326	1:15.478	49.283	116.0	7:12.847								
4	2:43.764	1:01.598	59.214	42.952	111.5	9:56.611								
5	1:48.674	32.140	44.435	32.099	233.8	11:45.285								
6	1:45.716	31.480	42.996	31.240	235.8	13:31.001								
7	1:45.836	31.772	42.961	31.103	231.8	15:16.837								
8	2:18.940	32.643	1:04.167	42.130	231.3	17:35.777								
9	2:43.838	57.237	1:08.372	38.229	124.3	20:19.615								
10	1:47.785	31.911	44.107	31.767	237.4	22:07.400								
11	1:49.498	31.522	43.534	34.442	233.8	23:56.898								
12	2:53.332	47.142	1:18.922	47.268	189.7	26:50.230								
13	2:55.050	51.715	1:16.834	46.501	118.0	29:45.280								
93	Lorenzo CASTILLO MEX													
	Saintéloc Racing													
	Tatuus F4 T-421													
1	2:00.942	42.018	44.173	34.751		2:00.942								
2	2:10.136	31.661	52.805	45.670	232.3	4:11.078								
3	3:03.239	59.005	1:15.594	48.640	103.3	7:14.317								
4	2:43.062	1:01.837	58.998	42.227	130.8	9:57.379								
5	1:46.889	31.847	43.699	31.343	237.9	11:44.268								
6	1:45.118	31.290	42.751	31.077	236.3	13:29.386								
7	1:44.957	31.213	42.618	31.126	235.8	15:14.343								
8	2:19.628	33.570	1:03.183	42.875	231.8	17:33.971								
9	2:44.789	56.860	1:07.669	40.260	130.8	20:18.760								
10	1:48.158	32.188	44.140	31.830	237.4	22:06.918								
11	1:49.141	31.553	43.090	34.498	236.3	23:56.059								
12	2:53.493	47.294	1:19.050	47.149	164.7	26:49.552								
13	2:55.133	51.650	1:16.904	46.579	109.3	29:44.685								
99	Chase FERNANDEZ GBR													
	Rodin Motorsport													
	Tatuus F4 T-421													
1	1:55.858	38.346	45.625	31.887		1:55.858								