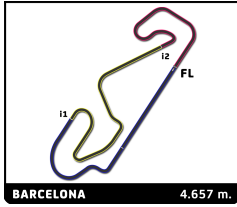


F4Spain ROUND 7 - BARCELONA RACE 3

Sector Analysis

Lap							Lap						
Time	Sector 1	Sector 2	Sector 3	T.Sp	Elapsed		Time	Sector 1	Sector 2	Sector 3	T.Sp	Elapsed	
3	Griffin PEEBLES	AUS					7	Maciej GLADYSZ	POL				
MP Motorsport Tatuus F4 T-421						KCL MP Motorsport Tatuus F4 T-421							
1	2:05.178	36.423	44.298	44.457		2	2:05.642	36.616	44.570	44.456		2:05.642	
2	3:05.061	1:05.659	1:12.816	46.586	95.4	5:10.239	2	3:05.406	1:05.691	1:12.931	46.784	92.2	5:11.048
3	2:47.416	48.232	1:11.160	48.024	160.1	7:57.655	3	2:46.931	47.930	1:11.257	47.744	153.6	7:57.979
4	1:45.258	31.451	43.055	<u>30.752</u>	237.9	9:42.913	4	1:45.501	31.733	42.837	<u>30.931</u>	234.3	9:43.480
5	1:44.145	<u>30.916</u>	42.513	30.716	234.8	11:27.058	5	1:44.119	31.006	42.442	30.671	235.8	11:27.599
6	1:43.918	30.807	42.505	30.606	234.8	13:10.976	6	1:43.709	30.886	42.371	30.452	235.3	13:11.308
7	1:43.729	30.851	42.345	30.533	234.8	14:54.705	7	1:43.811	30.956	42.335	30.520	237.4	14:55.119
8	1:44.006	30.870	42.409	30.727	234.8	16:38.711	8	1:44.036	30.957	42.357	30.722	236.9	16:39.155
9	1:44.147	30.826	42.553	<u>30.768</u>	235.3	18:22.858	9	1:44.223	30.943	42.516	30.764	236.9	18:23.378
10	1:44.546	<u>31.083</u>	42.634	30.829	234.8	20:07.404	10	1:44.444	30.976	<u>42.649</u>	<u>30.819</u>	236.9	20:07.822
11	1:44.762	31.209	42.877	30.676	234.8	21:52.166	11	<u>1:45.973</u>	<u>31.032</u>	43.995	30.946	234.8	21:53.795
12	1:44.884	31.210	42.616	31.058	234.3	23:37.050	12	1:44.224	31.151	42.361	30.712	231.8	23:38.019
13	1:44.669	31.068	42.569	31.032	234.8	25:21.719	13	1:44.553	31.037	42.631	30.885	233.8	25:22.572
14	1:45.374	31.082	43.281	31.011	234.8	27:07.093	14	1:44.863	31.153	42.641	31.069	234.8	27:07.435
15	1:44.320	31.088	42.427	30.805	233.8	28:51.413	15	1:44.333	31.035	42.649	30.649	238.4	28:51.768
16	1:45.330	31.071	43.197	31.062	232.3	30:36.743	16	1:44.544	31.005	42.495	31.044	236.9	30:36.312
4	Juan COTA	ESP					8	Enzo TARNVANICHKUL	THA				
Drivex Tatuus F4 T-421						Campos Racing Tatuus F4 T-421							
1	2:00.254	34.807	42.825	42.622		2:00.254	1	2:02.807	35.989	44.033	42.785		2:02.807
2	3:04.947	1:06.444	1:12.450	46.053	83.5	5:05.201	2	3:05.214	1:06.183	1:12.237	46.794	96.0	5:08.021
3	2:49.542	48.772	1:11.471	49.299	150.0	7:54.743	3	2:48.447	48.407	1:11.439	48.601	151.2	7:56.468
4	1:43.831	31.314	42.208	30.309	227.9	9:38.574	4	1:44.649	31.390	42.591	30.668	232.3	9:41.117
5	1:43.290	31.006	42.067	30.217	229.9	11:21.864	5	1:44.343	30.454	43.300	30.589	233.8	11:25.460
6	1:43.276	30.853	42.098	30.325	230.8	13:05.140	6	1:43.565	30.845	42.297	30.423	233.3	13:09.025
7	1:43.301	30.804	42.156	30.341	231.3	14:48.441	7	1:43.621	30.879	42.179	30.563	236.3	14:52.646
8	1:43.014	30.775	41.984	30.255	231.3	16:31.455	8	1:44.131	31.103	42.417	30.611	235.3	16:36.777
9	1:42.991	30.775	41.961	30.255	231.3	18:14.446	9	1:44.716	31.019	42.532	31.165	235.8	18:21.493
10	1:43.271	30.797	42.060	30.414	230.8	19:57.717	10	1:44.547	31.168	<u>42.720</u>	30.659	234.3	20:06.040
11	1:43.252	30.811	42.055	30.386	230.8	21:40.969	11	1:44.331	31.065	42.528	30.738	234.3	21:50.371
12	1:43.561	30.901	42.131	30.529	230.3	23:24.530	12	1:44.787	30.915	43.210	30.662	234.3	23:35.158
13	1:43.858	30.973	<u>42.365</u>	30.520	230.3	25:08.388	13	1:44.414	31.027	42.676	30.711	235.8	25:19.572
14	1:43.806	31.018	42.213	30.575	229.9	26:52.194	14	1:44.270	31.095	42.462	30.713	233.8	27:03.842
15	1:44.085	31.069	42.328	30.688	229.9	28:36.279	15	1:44.055	31.018	42.432	30.605	233.3	28:47.897
16	1:44.220	31.104	42.321	30.795	229.9	30:20.499	16	1:45.270	31.230	<u>42.692</u>	31.348	232.3	30:33.167
5	Rafael TERAN	ECU					9	René LAMMERS	NLD				
GRS Team USA Tatuus F4 T-421						MP Motorsport Tatuus F4 T-421							
1	2:21.638	43.710	47.323	50.605		2:21.638	1	2:13.723	39.034	46.465	48.224		2:13.723
2	3:05.003	1:06.592	1:11.254	47.157	65.7	5:26.641	2	3:03.883	1:05.079	1:13.423	45.381	64.3	5:17.606
3	2:41.056	49.145	1:09.074	42.837	145.9	8:07.697	3	2:43.747	49.537	1:09.976	44.234	132.4	8:01.353
4	1:51.757	33.810	45.148	32.799	211.5	9:59.454	4	1:45.823	31.606	43.028	31.189	237.9	9:47.176
5	1:48.228	32.168	44.012	32.048	225.1	11:47.682	5	1:45.529	31.146	42.801	31.582	236.3	11:32.705
6	1:47.622	31.811	43.788	32.023	227.9	13:35.304	6	<u>1:45.129</u>	31.067	<u>42.935</u>	31.127	237.4	13:17.834
7	1:47.391	31.818	43.592	31.981	227.9	15:22.695	7	<u>1:44.933</u>	31.473	<u>42.666</u>	<u>30.794</u>	235.3	15:02.767
8	1:47.097	31.799	43.594	31.704	228.9	17:09.792	8	1:44.649	31.018	42.700	30.931	236.9	16:47.416
9	1:46.613	31.607	43.366	31.640	228.9	18:56.405	9	1:44.464	31.060	42.635	30.769	235.3	18:31.880
10	1:46.436	31.523	43.391	31.522	227.4	20:42.841	10	1:44.738	31.071	42.739	30.928	235.8	20:16.618
11	1:46.678	31.469	43.672	31.537	229.4	22:29.519	11	1:44.661	31.143	42.581	30.937	235.3	22:01.279
12	1:46.527	31.665	43.280	31.582	228.9	24:16.046	12	1:44.800	31.045	42.791	30.964	240.5	23:46.079
13	1:46.885	31.669	43.412	31.804	226.5	26:02.931	13	1:45.106	31.199	42.827	31.080	237.4	25:31.185
14	1:46.227	31.526	43.267	31.434	227.4	27:49.158	14	1:45.362	31.255	42.964	31.143	239.5	27:16.547
15	1:46.695	31.725	43.352	31.618	227.0	29:35.853	15	1:45.179	30.663	43.316	31.200	241.1	29:01.726
16	1:47.121	31.764	43.674	31.683	227.4	31:22.974	16	1:45.894	31.292	43.230	31.372	236.9	30:47.620



F4Spain

ROUND 7 - BARCELONA

RACE 3

Sector Analysis

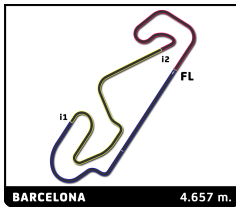
— Invalidated Lap

■ Personal Best

■ Session Best

■ Crossing the pit lane

Lap	Time	Sector 1	Sector 2	Sector 3	T.Sp	Elapsed	Lap	Time	Sector 1	Sector 2	Sector 3	T.Sp	Elapsed	
10	Teodor BORENSTEIN	CZE						14	Keanu AL AZHARI	ARE				
	Tecnicar	Tatuus F4 T-421							MP Motorsport	Tatuus F4 T-421				
1	2:21.046	41.244	48.136	51.666		2:21.046	1	2:01.742	35.942	43.008	42.792		2:01.742	
2	3:04.496	1:06.402	1:11.249	46.845	69.5	5:25.542	2	3:04.456	1:05.861	1:12.478	46.117	89.6	5:06.198	
3	2:39.936	49.537	1:08.508	41.891	152.7	8:05.478	3	2:49.541	48.762	1:11.332	49.447	138.7	7:55.739	
4	1:46.780	31.765	43.368	31.647	232.3	9:52.258	4	1:44.736	31.418	42.618	30.700	230.8	9:40.475	
5	1:45.031	31.280	42.765	30.986	230.8	11:37.289	5	1:44.049	30.935	42.546	30.568	233.8	11:24.524	
6	<u>1:44.929</u>	31.149	<u>42.934</u>	30.846	232.8	13:22.218	6	1:43.615	30.839	42.228	30.548	233.8	13:08.139	
7	1:45.384	31.787	42.757	30.840	229.9	15:07.602	7	1:43.772	30.873	42.255	30.644	232.3	14:51.911	
8	1:44.583	31.144	42.540	30.899	232.3	16:52.185	8	1:44.074	31.289	42.311	30.474	231.8	16:35.985	
9	<u>1:44.354</u>	31.147	<u>42.412</u>	30.788	232.8	18:36.539	9	1:44.886	30.937	43.037	30.912	231.8	18:20.871	
10	1:44.566	31.143	42.459	30.964	234.8	20:21.105	10	1:44.409	31.236	42.382	30.791	231.3	20:05.280	
11	1:44.571	31.007	42.584	30.980	233.8	22:05.676	11	1:44.469	31.156	42.475	30.838	230.8	21:49.749	
12	1:44.600	31.151	42.491	30.958	233.3	23:50.276	12	1:44.393	31.111	42.393	30.889	229.9	23:34.142	
13	1:46.561	30.998	43.752	31.811	233.8	25:36.837	13	1:44.469	31.183	42.414	30.872	229.9	25:18.611	
14	1:46.050	31.637	43.060	31.353	229.4	27:22.887	14	1:44.553	31.162	42.564	30.827	228.9	27:03.164	
15	1:45.764	31.466	42.927	31.371	229.9	29:08.651	15	1:44.381	31.132	42.492	30.757	228.9	28:47.545	
16	1:45.867	31.499	42.879	31.489	229.4	30:54.518	16	1:44.601	31.199	42.626	30.776	229.4	30:32.146	
11	Alexander JACOBY	KGZ						18	Andrés CÁRDENAS	PER				
	GRS Team USA	Tatuus F4 T-421							Griffin Core by Campos	Tatuus F4 T-421				
1	2:18.937	40.840	47.506	50.591		2:18.937	1	34:42.134 B					34:42.134	
2	3:04.832	1:05.741	1:12.638	46.453	74.1	5:23.769								
3	2:41.137	49.218	1:09.577	42.342	135.2	8:04.906								
4	1:49.161	31.856	43.703	33.602	234.3	9:54.067								
5	1:45.391	31.447	42.899	31.045	231.3	11:39.458								
6	<u>1:44.981</u>	31.319	<u>42.692</u>	30.970	234.8	13:24.439								
7	1:45.212	31.349	42.784	31.079	233.8	15:09.651								
8	1:45.047	31.287	42.681	31.079	233.3	16:54.698								
9	1:45.338	31.287	43.078	30.973	236.3	18:40.036								
10	<u>1:45.309</u>	31.368	<u>43.011</u>	30.930	234.3	20:25.345								
11	1:45.438	31.354	42.737	31.347	233.3	22:10.783								
12	<u>1:45.213</u>	31.285	<u>42.960</u>	30.968	232.8	23:55.996								
13	<u>1:45.592</u>	31.449	42.885	31.258	233.8	25:41.588								
14	<u>1:45.534</u>	<u>31.439</u>	42.812	<u>31.283</u>	233.3	27:27.122								
15	1:48.391	31.569			232.3	29:15.513								
16	1:47.949	32.389	43.625	31.935	229.4	31:03.462								
12	Adam AL AZHARI	ARE						21	Reno FRANCO	NLD				
	Tecnicar	Tatuus F4 T-421							Saintéloc Racing	Tatuus F4 T-421				
1	2:15.786	39.401	47.139	49.246		2:15.786	1	2:08.541	37.763	45.466	45.312		2:08.541	
2	3:04.517	1:05.112	1:13.632	45.773	72.7	5:20.303	2	3:05.526	1:05.830	1:13.365	46.331	78.6	5:14.067	
3	2:42.313	49.081	1:10.121	43.111	113.7	8:02.616	3	2:45.229	49.225	1:09.789	46.215	147.1	7:59.296	
4	1:46.443	31.513	43.450	31.480	236.3	9:49.059	4	1:46.073	31.981	43.212	30.880	237.4	9:45.369	
5	<u>1:44.838</u>	31.213	<u>42.797</u>	30.828	240.0	11:33.897	5	1:44.785	31.160	42.997	30.628	236.9	11:30.154	
6	1:44.996	31.239	42.708	31.049	236.3	13:18.893	6	<u>1:44.048</u>	30.830	<u>42.596</u>	30.622	234.8	13:14.202	
7	<u>1:45.459</u>	31.227	42.969	<u>31.263</u>	235.8	15:04.352	7	1:43.941	30.902	42.396	30.643	234.3	14:58.143	
8	1:44.319	30.974	42.539	30.806	233.8	16:48.671	8	<u>1:43.834</u>	30.866	<u>42.365</u>	30.603	234.8	16:41.977	
9	1:44.233	30.935	42.521	30.777	235.8	18:32.904	9	1:43.797	30.895	42.341	30.561	234.8	18:25.774	
10	<u>1:44.465</u>	30.966	42.499	<u>31.000</u>	236.9	20:17.369	10	1:43.935	30.914	42.325	30.696	235.3	20:09.709	
11	<u>1:45.060</u>	<u>31.047</u>	42.884	<u>31.129</u>	237.4	22:02.429	11	1:45.120	30.952	42.945	31.223	235.3	21:54.829	
12	<u>1:44.595</u>	<u>30.751</u>	42.755	31.089	233.8	23:47.024	12	1:44.925	31.155	42.740	31.030	237.4	23:39.754	
13	1:44.993	31.073	42.702	31.218	235.8	25:32.017	13	1:44.655	31.165	42.680	30.810	236.9	25:24.409	
14	1:46.049	31.262	43.507	31.280	236.3	27:18.066	14	1:44.876	31.106	42.689	31.081	234.8	27:09.285	
15	1:45.616	31.786	42.715	31.115	233.3	29:03.682	15	<u>1:45.085</u>	31.466	<u>42.741</u>	30.878	232.8	28:54.370	
16	1:45.081	31.076	42.783	31.222	235.3	30:48.763	16	<u>1:44.938</u>	31.298	42.737	<u>30.903</u>	232.3	30:39.308	
22	Peter BOUZINELOS	AUS												
	Rodin Motorsport	Tatuus F4 T-421												
1	2:06.924	36.795	45.237	44.892		2:06.924								
2	3:05.464	1:05.803	1:13.004	46.657	86.4	5:12.388								
3	2:46.172	47.955	1:11.161	47.056	145.0	7:58.560								
4	<u>1:46.167</u>	31.627	43.515	<u>31.025</u>	233.3	9:44.727								
5	1:44.632	31.324	42.614	30.694	234.8	11:29.359								
6	1:43.682	30.972	42.217	30.493	233.3	13:13.041								
7	1:43.994	31.003	42.302	30.689	233.8	14:57.035								
8	1:43.846	30.935	42.319	30.592	232.8	16:40.881								
9	1:43.921	30.953	42.276	30.692	232.8	18:24.802								
10	1:44.339	31.132	42.536	30.671	234.3	20:09.141								
11	1:45.418	31.090	43.215	31.113	232.3	21:54.559								
12	<u>1:44.864</u>	30.998	<u>42.958</u>	30.908	235.3	23:39.423								



F4Spain ROUND 7 - BARCELONA RACE 3

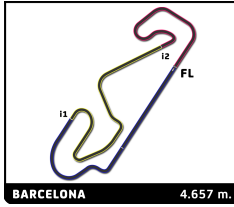
Sector Analysis

_ Invalidated Lap							■ Personal Best		■ Session Best		■ Crossing the pit lane		
Lap	Time	Sector 1	Sector 2	Sector 3	T.Spd	Elapsed	Lap	Time	Sector 1	Sector 2	Sector 3	T.Spd	Elapsed
13	1:44.396	31.097	42.490	30.809	234.3	25:23.819	13	<u>1:44.725</u>	<u>30.910</u>	42.776	31.039	230.3	25:29.494
14	1:44.664	31.262	42.518	30.884	233.3	27:08.483	14	<u>1:46.112</u>	31.251	42.897	<u>31.964</u>	233.8	27:15.606
15	<u>1:44.836</u>	31.266	42.764	<u>30.806</u>	233.8	28:53.319	15	1:45.555	31.362	42.999	31.194	235.8	29:01.161
16	1:44.658	31.167	42.692	30.799	233.3	30:37.977	16	<u>1:45.699</u>	31.315	43.031	<u>31.353</u>	233.3	30:46.860
23	Jan PRZYROWSKI	POL					28	Ariel ELKIN	ISR				
Griffin Core by Campos Tatuus F4 T-421							GRS Team USA Tatuus F4 T-421						
1	2:06.363	37.249	44.433	44.681		2:06.363	1	2:12.963 B	38.363	46.093	48.507		2:12.963
2	3:05.430	1:05.713	1:13.023	46.694	89.4	5:11.793	2	3:15.100	1:16.718	1:11.560	46.822	173.7	5:28.063
3	2:46.497	47.981	1:11.156	47.360	151.2	7:58.290	3	2:39.724	48.187	1:09.012	42.525	136.8	8:07.787
4	1:45.634	31.687	42.954	30.993	235.3	9:43.924	4	1:45.316	31.545	42.870	30.901	229.9	9:53.103
5	1:43.985	30.988	42.403	30.594	234.8	11:27.909	5	1:45.269	31.502	42.878	30.889	238.4	11:38.372
6	1:43.975	30.934	42.390	30.651	238.4	13:11.884	6	1:44.164	31.000	42.401	30.763	234.8	13:22.536
7	<u>1:43.654</u>	<u>30.846</u>	<u>42.261</u>	<u>30.547</u>	235.8	14:55.538	7	<u>1:43.802</u>	30.970	<u>42.326</u>	<u>30.506</u>	238.9	15:06.338
8	1:44.002	30.849	42.467	30.686	237.4	16:39.540	8	1:44.455	31.088	42.673	30.694	238.4	16:50.793
9	1:44.371	30.907	42.441	31.023	236.9	18:23.911	9	<u>1:44.139</u>	30.856	<u>42.423</u>	30.860	241.1	18:34.932
10	1:44.201	30.970	42.477	30.754	234.8	20:08.112	10	1:44.197	31.093	42.423	30.681	237.4	20:19.129
11	<u>1:46.049</u>	31.061	44.021	<u>30.967</u>	237.4	21:54.161	11	1:44.178	<u>30.837</u>	42.572	30.769	239.5	22:03.307
12	<u>1:44.615</u>	31.196	42.517	30.902	235.8	23:38.776	12	<u>1:44.451</u>	30.928	<u>42.630</u>	<u>30.893</u>	235.8	23:47.758
13	1:44.395	31.098	42.478	30.819	233.3	25:23.171	13	1:44.584	30.843	42.697	31.044	237.9	25:32.342
14	1:44.577	31.145	42.484	30.948	234.3	27:07.748	14	1:46.071	31.320	43.438	31.313	237.9	27:18.413
15	<u>1:44.651</u>	31.091	<u>42.664</u>	<u>30.896</u>	238.9	28:52.399	15	<u>1:45.920</u>	31.896	<u>43.083</u>	30.941	240.5	29:04.333
16	<u>1:44.715</u>	31.086	<u>42.714</u>	30.915	234.3	30:37.114	16	1:44.885	31.053	42.709	31.123	236.3	30:49.218
24	Ernesto RIVERA	MEX					29	Joanne CICONTE	AUS				
Griffin Core by Campos Tatuus F4 T-421							DXR Tatuus F4 T-421						
1	2:02.374	35.772	43.745	42.857		2:02.374	1	2:18.279	40.439	47.752	50.088		2:18.279
2	3:04.637	1:06.030	1:12.408	46.199	93.4	5:07.011	2	3:04.887	1:05.871	1:12.665	46.351	76.7	5:23.166
3	2:49.094	48.696	1:11.396	49.002	153.6	7:56.105	3	2:41.246	48.888	1:09.613	42.745	138.9	8:04.412
4	<u>1:44.812</u>	31.347	42.592	<u>30.873</u>	234.3	9:40.917	4	1:46.710	31.770	43.496	31.444	231.8	9:51.122
5	<u>1:44.062</u>	31.210	42.199	30.653	231.8	11:24.979	5	1:45.431	31.435	42.918	31.078	232.8	11:36.553
6	<u>1:43.566</u>	<u>30.756</u>	<u>42.190</u>	30.620	234.8	13:08.545	6	1:44.671	31.241	42.552	30.878	232.3	13:21.224
7	1:43.758	30.850	42.256	30.652	235.8	14:52.303	7	<u>1:44.689</u>	31.357	<u>42.451</u>	<u>30.881</u>	232.3	15:05.913
8	<u>1:44.076</u>	31.155	<u>42.359</u>	<u>30.562</u>	236.3	16:36.379	8	1:44.597	<u>31.074</u>	42.601	30.922	233.8	16:50.510
9	1:44.848	30.820	42.945	31.083	236.3	18:21.227	9	1:45.361	31.577	42.705	31.079	233.8	18:35.871
10	<u>1:44.459</u>	31.164	42.540	<u>30.755</u>	235.8	20:05.686	10	1:44.560	31.232	42.587	<u>30.741</u>	233.3	20:20.431
11	1:44.538	31.105	42.437	30.996	234.3	21:50.224	11	<u>1:44.531</u>	31.161	42.591	30.779	232.8	22:04.962
12	<u>1:44.537</u>	31.218	42.488	<u>30.831</u>	232.3	23:34.761	12	<u>1:44.695</u>	31.176	42.638	<u>30.881</u>	233.8	23:49.657
13	<u>1:44.348</u>	<u>30.994</u>	42.393	30.961	234.3	25:19.109	13	<u>1:44.865</u>	31.115	42.888	30.862	235.3	25:34.522
14	1:44.626	31.083	42.596	30.947	234.3	27:03.735	14	1:45.293	31.212	43.015	31.066	234.8	27:19.815
15	1:44.812	31.479	42.473	30.860	233.3	28:48.547	15	<u>1:45.596</u>	31.267	43.074	<u>31.255</u>	233.8	29:05.411
16	1:45.130	31.071	42.531	31.528	233.3	30:33.677	16	1:45.121	31.174	42.810	31.137	234.8	30:50.532
27	Lucas FLUXÁ	ESP					32	Wiktór DOBRZANSKI	POL				
KCL MP Motorsport Tatuus F4 T-421							Tecnicar Tatuus F4 T-421						
1	2:12.178	38.647	46.630	46.901		2:12.178	1	2:16.591	39.658	47.512	49.421		2:16.591
2	3:04.283	1:05.460	1:13.005	45.818	74.6	5:16.461	2	3:05.029	1:05.457	1:13.221	46.351	76.0	5:21.620
3	2:44.063	49.310	1:09.722	45.031	127.8	8:00.524	3	2:41.631	48.533	1:10.060	43.038	124.1	8:03.251
4	1:46.282	31.772	43.247	31.263	233.8	9:46.806	4	1:47.047	31.547	43.807	31.693	236.3	9:50.298
5	1:45.030	31.126	42.859	31.045	236.9	11:31.836	5	1:44.772	31.388	<u>42.505</u>	30.879	235.8	11:35.070
6	1:44.744	31.090	42.676	30.978	237.4	13:16.580	6	<u>1:44.695</u>	31.048	42.648	<u>30.999</u>	235.8	13:19.765
7	1:44.568	30.969	42.644	30.955	236.9	15:01.148	7	1:45.281	31.031	42.947	31.303	237.4	15:05.046
8	<u>1:44.539</u>	<u>30.931</u>	42.742	30.866	236.9	16:45.687	8	1:44.769	31.120	42.909	<u>30.740</u>	236.9	16:49.815
9	1:44.758	31.048	42.763	30.947	235.3	18:30.445	9	1:44.642	30.944	42.535	<u>31.163</u>	235.3	18:34.457
10	1:44.694	31.051	<u>42.621</u>	31.022	233.8	20:15.139	10	<u>1:44.406</u>	<u>30.937</u>	42.611	30.858	235.3	20:18.863
11	1:44.599	31.091	42.675	<u>30.833</u>	232.8	21:59.738	11	<u>1:45.289</u>	31.433	<u>42.825</u>	31.031	233.3	22:04.152
12	<u>1:45.031</u>	31.147	42.822	<u>31.062</u>	232.8	23:44.769	12	1:44.930	31.197	42.773	30.960	234.3	23:49.082



Circuit de Barcelona CATALUNYA

9 y 10 de noviembre



F4Spain ROUND 7 - BARCELONA RACE 3

Sector Analysis

— Invalidated Lap

■ Personal Best

■ Session Best

B Crossing the pit lane

Lap	Time	Sector 1	Sector 2	Sector 3	T.Spd	Elapsed
13	1:44.926	31.272	42.656	30.998	232.3	25:34.008
14	1:46.582	31.274	43.924	31.384	232.8	27:20.590
15	1:45.679	31.319	43.121	31.239	232.8	29:06.269
16	1:45.245	31.183	42.858	31.204	235.8	30:51.514

33 Christopher FEGHALI LBN						
Drivex Tatuus F4 T-421						
1	2:14.182	39.157	46.837	48.188		2:14.182
2	3:04.093	1:05.096	1:13.656	45.341	67.7	5:18.275
3	2:43.396	49.478	1:10.145	43.773	121.6	8:01.671
4	1:46.247	31.896	43.514	30.837	238.9	9:47.918
5	<u>1:44.341</u>	30.914	<u>42.511</u>	30.916	235.8	11:32.259
6	<u>1:44.737</u>	30.976	<u>42.721</u>	30.970	237.4	13:16.996
7	1:44.463	30.936	42.575	30.952	237.4	15:01.459
8	1:44.542	31.012	42.667	30.863	239.5	16:46.001
9	<u>1:44.798</u>	30.848	<u>43.003</u>	30.947	241.1	18:30.799
10	1:44.670	31.064	42.593	31.013	236.9	20:15.469
11	1:44.752	31.184	42.728	30.840	236.9	22:00.221
12	1:44.839	30.928	42.926	30.985	236.3	23:45.060
13	1:44.905	31.061	42.852	30.992	236.3	25:29.965
14	1:45.209	31.068	42.802	31.339	236.3	27:15.174
15	1:44.398	30.962	42.501	30.935	232.3	28:59.572
16	1:44.502	31.082	42.589	30.831	234.8	30:44.074

46 Nathan TYE GBR						
Campos Racing Tatuus F4 T-421						
1	2:03.626	36.200	44.155	43.271		2:03.626
2	3:04.986	1:05.930	1:12.209	46.847	96.9	5:08.612
3	2:48.387	48.410	1:11.463	48.514	172.8	7:56.999
4	1:44.773	31.540	<u>42.612</u>	30.621	232.3	9:41.772
5	1:44.097	31.008	42.470	30.619	233.8	11:25.869
6	<u>1:43.690</u>	30.968	42.278	<u>30.444</u>	235.8	13:09.559
7	<u>1:43.709</u>	<u>30.889</u>	<u>42.192</u>	30.628	235.8	14:53.268
8	1:44.066	30.982	42.393	<u>30.691</u>	234.8	16:37.334
9	<u>1:44.603</u>	<u>30.926</u>	42.591	31.086	235.3	18:21.937
10	1:44.751	31.165	42.665	30.921	234.8	20:06.688
11	<u>1:44.574</u>	31.292	42.415	<u>30.867</u>	230.8	21:51.262
12	<u>1:44.698</u>	<u>31.204</u>	42.600	<u>30.894</u>	232.8	23:35.960
13	<u>1:44.566</u>	<u>31.061</u>	42.539	30.966	233.8	25:20.526
14	1:44.507	31.184	42.446	30.877	231.8	27:05.033
15	1:44.578	31.175	42.473	30.930	233.8	28:49.611
16	1:44.855	31.259	42.575	31.021	231.3	30:34.466

48 James EGOZI USA						
Campos Racing Tatuus F4 T-421						
1	2:00.644	35.284	42.845	42.515		2:00.644
2	3:04.901	1:06.433	1:12.382	46.086	83.6	5:05.545
3	2:49.579	48.814	1:11.503	49.262	141.4	7:55.124
4	<u>1:44.296</u>	31.445	42.369	<u>30.482</u>	232.3	9:39.420
5	<u>1:43.889</u>	<u>31.086</u>	42.317	<u>30.486</u>	233.8	11:23.309
6	1:43.373	30.919	42.056	30.398	232.8	13:06.682
7	1:43.350	30.900	42.025	30.425	230.3	14:50.032
8	1:43.346	30.828	42.043	30.475	231.8	16:33.378
9	1:43.419	30.897	42.082	30.440	231.3	18:16.797
10	1:43.508	30.989	42.092	30.427	231.8	20:00.305
11	1:43.592	30.925	42.198	30.469	230.8	21:43.897
12	1:43.670	30.973	42.175	30.522	231.3	23:27.567

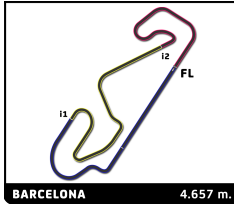
Lap	Time	Sector 1	Sector 2	Sector 3	T.Spd	Elapsed
13	1:43.822	30.997	42.283	30.542	230.8	25:11.389
14	1:43.961	31.032	42.213	30.716	227.9	26:55.350
15	1:44.057	31.155	42.214	30.688	227.4	28:39.407
16	1:44.068	31.127	42.267	30.674	227.4	30:23.475

50 Tim GERHARDS NLD						
Monlau Motorsport Tatuus F4 T-421						
1	2:07.648	36.931	45.269	45.448		2:07.648
2	3:05.401	1:05.707	1:13.227	46.467	84.2	5:13.049
3	2:45.805	48.131	1:11.079	46.595	145.3	7:58.854
4	1:45.458	31.699	42.756	31.003	234.8	9:44.312
5	1:44.078	31.122	42.396	30.560	235.8	11:28.390
6	<u>1:43.861</u>	30.900	<u>42.262</u>	30.699	236.3	13:12.251
7	1:43.737	30.871	42.292	30.574	237.9	14:55.988
8	1:43.943	30.734	42.436	30.773	236.9	16:39.931
9	1:44.298	30.880	42.364	31.054	237.4	18:24.229
10	1:44.261	30.988	42.413	30.860	238.4	20:08.490
11	1:44.468	31.068	42.793	30.607	237.9	21:52.958
12	1:44.414	30.856	42.558	31.000	234.8	23:37.372
13	1:44.663	31.108	42.616	30.939	237.4	25:22.035
14	1:44.395	31.130	42.503	30.762	236.9	27:06.430
15	1:44.240	30.907	42.430	30.903	233.8	28:50.670
16	<u>1:44.725</u>	31.098	42.707	<u>30.920</u>	235.3	30:35.395

55 Ary BANSAL IND						
Rodin Motorsport Tatuus F4 T-421						
1	2:12.968	37.827	47.725	47.416		2:12.968
2	3:04.225	1:05.256	1:13.048	45.921	70.1	5:17.193
3	2:43.868	49.327	1:09.662	44.879	124.5	8:01.061
4	1:47.317	32.289	43.569	31.459	235.3	9:48.378
5	1:44.713	31.071	42.679	30.963	237.4	11:33.091
6	1:45.398	31.627	42.662	31.109	237.9	13:18.489
7	1:44.826	31.020	42.903	30.903	238.9	15:03.315
8	1:44.581	30.992	42.776	30.813	236.9	16:47.896
9	1:44.439	31.068	42.606	30.765	236.9	18:32.335
10	1:44.652	30.882	42.706	31.064	237.9	20:16.987
11	1:44.888	31.222	42.783	30.883	236.3	22:01.875
12	1:44.619	30.878	42.754	30.987	236.9	23:46.494
13	1:44.983	31.093	42.808	31.082	235.3	25:31.477
14	1:45.352	31.300	42.881	31.171	239.5	27:16.829
15	1:45.688	31.109	43.370	31.209	239.5	29:02.517
16	1:46.057	31.118	43.079	31.860	239.5	30:48.574

66 Francisco MACEDO PRT						
DXR Tatuus F4 T-421						
1	2:15.457	39.206	47.276	48.975		2:15.457
2	3:04.501	1:04.577	1:13.895	46.029	72.5	5:19.958
3	2:42.082	48.863	1:10.146	43.073	111.1	8:02.040
4	1:46.714	31.718	43.641	31.355	237.9	9:48.754
5	<u>1:44.581</u>	31.093	<u>42.701</u>	30.787	235.8	11:33.335
6	1:44.768	30.773	42.570	31.425	239.5	13:18.103
7	1:44.001	30.793	42.574	30.634	238.9	15:02.104
8	1:44.406	30.907	42.660	30.839	236.3	16:46.510
9	1:44.699	30.911	42.796	30.992	236.9	18:31.209
10	1:44.651	31.001	42.686	30.964	237.9	20:15.860
11	<u>1:45.053</u>	31.060	<u>42.761</u>	<u>31.232</u>	235.3	22:00.913
12	<u>1:44.717</u>	<u>30.537</u>	43.106	31.074	234.3	23:45.630





F4Spain

ROUND 7 - BARCELONA

RACE 3

Sector Analysis

_ Invalidated Lap

■ Personal Best

■ Session Best

■ Crossing the pit lane

Lap	Time	Sector 1	Sector 2	Sector 3	T.Spd	Elapsed	Lap	Time	Sector 1	Sector 2	Sector 3	T.Spd	Elapsed
13	<u>1:45.216</u>	31.252	42.837	<u>31.127</u>	233.8	25:30.846	13	1:44.233	30.992	42.451	30.790	236.3	25:24.873
14	<u>1:45.415</u>	<u>31.219</u>	42.933	<u>31.263</u>	224.6	27:16.261	14	<u>1:44.698</u>	31.022	42.489	<u>31.187</u>	236.3	27:09.571
15	<u>1:46.005</u>	<u>31.364</u>	43.370	<u>31.271</u>	233.3	29:02.266	15	1:45.141	31.460	42.792	30.889	238.4	28:54.712
16	<u>1:45.975</u>	<u>30.910</u>	43.093	31.972	234.8	30:48.241	16	1:44.864	31.195	42.893	30.776	237.9	30:39.576

69 Oscar WURZ AUT						
Saintéloc Racing Tatuus F4 T-421						
1	2:17.483	40.530	47.003	49.950		2:17.483
2	3:04.928	1:05.607	1:12.964	46.357	68.4	5:22.411
3	2:41.265	48.415	1:10.140	42.710	130.7	8:03.676
4	1:46.300	31.484	43.614	31.202	235.8	9:49.976
5	<u>1:44.484</u>	31.140	42.426	<u>30.918</u>	234.3	11:34.460
6	1:44.825	31.099	42.702	31.024	236.3	13:19.285
7	<u>1:45.465</u>	31.106	<u>42.930</u>	31.429	240.0	15:04.750
8	1:44.497	31.227	42.420	30.850	237.9	16:49.247
9	1:44.230	30.947	42.353	30.930	236.9	18:33.477
10	1:44.430	30.998	42.528	30.904	236.9	20:17.907
11	1:44.884	31.047	42.846	30.991	237.4	22:02.791
12	1:44.744	30.983	42.518	31.243	238.4	23:47.535
13	1:45.282	31.458	42.714	31.110	232.8	25:32.817
14	<u>1:46.037</u>	31.252	<u>43.423</u>	31.362	236.9	27:18.854
15	1:46.030	31.591	43.243	31.196	237.9	29:04.884
16	1:45.009	31.087	42.777	31.145	237.4	30:49.893

71 Mattia COLNAGHI ITA						
KCL MP Motorsport Tatuus F4 T-421						
1	2:04.537	36.142	44.443	43.952		2:04.537
2	3:04.974	1:05.769	1:12.485	46.720	88.4	5:09.511
3	2:47.923	48.354	1:11.279	48.290	158.0	7:57.434
4	1:44.929	31.586	42.684	30.659	234.8	9:42.363
5	1:44.179	30.936	42.520	30.723	235.8	11:26.542
6	1:43.854	30.844	42.409	30.601	235.8	13:10.396
7	1:43.717	30.804	42.298	30.615	235.3	14:54.113
8	1:43.989	30.891	42.534	30.564	234.8	16:38.102
9	<u>1:44.259</u>	30.888	<u>42.760</u>	30.611	236.3	18:22.361
10	1:44.577	31.168	42.676	30.733	237.4	20:06.938
11	1:44.701	31.421	42.548	30.732	234.8	21:51.639
12	1:44.922	31.347	42.561	31.014	233.3	23:36.561
13	1:44.663	31.027	42.508	31.128	235.3	25:21.224
14	1:44.215	31.055	42.421	30.739	235.3	27:05.439
15	1:44.798	31.247	42.620	30.931	228.9	28:50.237
16	1:44.599	31.036	42.596	30.967	234.3	30:34.836

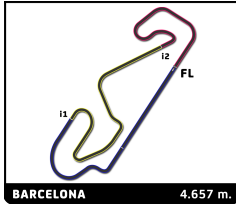
74 Hudson SCHWARTZ USA						
Monlau Motorsport Tatuus F4 T-421						
1	2:10.175	38.089	45.610	46.476		2:10.175
2	3:04.462	1:05.162	1:13.023	46.277	77.0	5:14.637
3	2:44.911	49.055	1:10.070	45.786	127.8	7:59.548
4	1:46.209	31.862	43.480	30.867	236.3	9:45.757
5	1:45.233	31.093	43.231	30.909	237.4	11:30.990
6	1:43.961	30.811	42.387	30.763	238.9	13:14.951
7	1:44.264	30.810	42.726	30.728	237.9	14:59.215
8	1:45.265	31.430	43.014	30.821	236.3	16:44.480
9	1:44.058	30.986	42.374	30.698	237.4	18:28.538
10	1:43.597	30.810	42.173	30.614	235.3	20:12.135
11	1:43.845	30.840	42.381	30.624	235.8	21:55.980
12	<u>1:44.660</u>	30.950	42.740	<u>30.970</u>	237.9	23:40.640

77 Lenny RIED DEU						
Monlau Motorsport Tatuus F4 T-421						
1	2:10.846	38.386	45.674	46.786		2:10.846
2	3:04.263	1:05.122	1:13.028	46.113	78.2	5:15.109
3	2:44.819	49.093	1:10.135	45.591	122.0	7:59.928
4	1:56.650 B	34.272	44.408	37.970	231.3	9:56.578
5	2:31.358 B	1:10.011	43.635	37.712	173.1	12:27.936

78 Gabriel GÓMEZ ITA						
TC Racing Tatuus F4 T-421						
1	2:11.467	38.940	46.144	46.383		2:11.467
2	3:04.526	1:05.358	1:12.885	46.283	81.4	5:15.993
3	2:44.042	49.100	1:09.843	45.099	125.3	8:00.035
4	1:46.313	31.761	43.434	31.118	233.3	9:46.348
5	1:45.052	31.183	42.926	30.943	234.3	11:31.400
6	1:44.646	31.110	42.747	30.789	235.8	13:16.046
7	<u>1:44.410</u>	31.117	42.485	<u>30.808</u>	234.3	15:00.456
8	1:44.553	31.128	42.590	30.835	233.3	16:45.009
9	1:44.317	31.049	<u>42.456</u>	30.812	235.3	18:29.326
10	1:44.529	31.091	42.518	30.920	234.3	20:13.855
11	<u>1:44.413</u>	31.133	42.456	<u>30.824</u>	231.8	21:58.268
12	<u>1:44.789</u>	<u>31.156</u>	42.609	31.024	233.3	23:43.057
13	1:44.694	31.243	42.496	30.955	232.8	25:27.751
14	1:45.204	31.434	42.665	31.105	230.8	27:12.955
15	1:44.913	31.214	42.679	31.020	231.3	28:57.868
16	1:44.939	31.267	42.674	30.998	231.8	30:42.807

88 Cristian CANTÚ MEX						
TC Racing Tatuus F4 T-421						
1	2:20.415	41.080	47.750	51.585		2:20.415
2	3:04.157	1:06.121	1:11.511	46.525	70.7	5:24.572
3	2:40.706	49.758	1:08.921	42.027	141.2	8:05.278
4	1:47.455	32.437	43.398	31.620	228.9	9:52.733
5	1:46.249	31.684	42.841	31.724	232.8	11:38.982
6	1:44.805	31.317	42.648	30.840	234.3	13:23.787
7	1:45.061	31.168	42.776	31.117	235.8	15:08.848
8	1:45.445	31.400	42.965	31.080	232.8	16:54.293
9	<u>1:45.224</u>	31.323	<u>42.802</u>	31.092	233.8	18:39.517
10	1:44.978	31.309	42.718	30.951	234.3	20:24.495
11	<u>1:45.170</u>	31.210	<u>42.783</u>	31.177	232.3	22:09.665
12	1:45.815	31.477	42.950	31.388	231.8	23:55.480
13	1:45.647	31.519	42.869	31.259	229.9	25:41.127
14	1:45.414	31.456	42.857	31.101	231.3	27:26.541
15	1:45.619	31.410	42.907	31.302	230.3	29:12.160
16	<u>1:46.107</u>	31.463	<u>43.155</u>	31.489	231.8	30:58.267

99 Chase FERNANDEZ GBR						
Rodin Motorsport Tatuus F4 T-421						
1	2:07.988	37.293	45.303	45.392		2:07.988
2	3:05.437	1:05.820	1:13.147	46.470	82.4	5:13.425
3	2:45.719	48.227	1:11.017	46.475	142.1	7:59.144
4	1:45.869	31.774	43.034	31.061	237.4	9:45.013



F4Spain

ROUND 7 - BARCELONA

RACE 3

Sector Analysis

_ Invalidated Lap
 ■ Personal Best
 ■ Session Best
 B Crossing the pit lane

Lap	Time	Sector 1	Sector 2	Sector 3	T.Spd	Elapsed	Lap	Time	Sector 1	Sector 2	Sector 3	T.Spd	Elapsed
5	1:45.675	31.440	43.403	30.832	240.0	11:30.688							
6	<u>1:43.927</u>	30.836	42.313	<u>30.778</u>	238.4	13:14.615							
7	<u>1:44.412</u>	30.985	<u>42.616</u>	30.811	238.9	14:59.027							
8	1:45.049	31.464	42.774	30.811	232.3	16:44.076							
9	<u>1:43.668</u>	30.878	<u>42.236</u>	30.554	234.3	18:27.744							
10	1:43.666	30.876	42.241	30.549	235.3	20:11.410							
11	1:44.234	30.862	42.484	30.888	234.8	21:55.644							
12	<u>1:44.822</u>	31.005	42.656	<u>31.161</u>	235.3	23:40.466							
13	1:45.306	31.130	43.104	31.072	236.3	25:25.772							
14	<u>1:44.469</u>	31.093	42.414	<u>30.962</u>	234.8	27:10.241							
15	1:45.073	31.116	42.784	31.173	236.3	28:55.314							
16	1:45.044	31.237	42.723	31.084	236.3	30:40.358							