

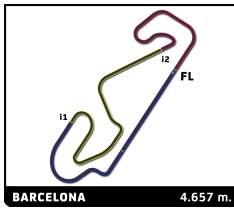
Eurocup3

ROUND 8 - BARCELONA

PREVIOUS TEST

Sector Analysis

_ Invalidated Lap							■ Personal Best							■ Session Best							■ Crossing the pit lane						
Lap	Time	Sector 1	Sector 2	Sector 3	T.Sp	Elapsed	Lap	Time	Sector 1	Sector 2	Sector 3	T.Sp	Elapsed	Lap	Time	Sector 1	Sector 2	Sector 3	T.Sp	Elapsed	Lap	Time	Sector 1	Sector 2	Sector 3	T.Sp	Elapsed
2	Noah LISLE GBR																										
	Campos Racing						Tatuus T-318																				
1	2:52.482	1:24.141	51.618	36.723	123.3	2:52.482	22	1:37.412	29.232	39.688	28.492	236.3	1:31:35.309														
2	1:51.976	36.088	45.202	30.686	160.4	4:44.458	23	1:50.262	29.257	39.586	41.419	234.3	1:33:25.571														
3	1:44.661	32.171	42.785	29.705	210.7	6:29.119	24	11:32.032	...	44.894	31.690		1:44:57.603														
4	1:39.729	29.669	40.951	29.109	236.9	8:08.848	25	1:42.586	32.197	41.423	28.966	179.7	1:46:40.189														
5	2:00.479	38.138	49.193	33.148	163.2	10:09.327	26	1:37.264	29.434	39.447	28.383	235.3	1:48:17.453														
6	1:45.226	29.562	40.003	35.661	236.9	11:54.553	27	1:37.212	29.120	39.635	28.457	234.8	1:49:54.665														
7	1:37.646	29.216	39.972	28.458	238.9	13:32.199	28	2:17.212	36.100	52.806	48.306	236.3	1:52:11.877														
8	1:45.840	29.209	39.751	36.880	238.9	15:18.039	29	6:51.354	5:41.529	40.690	29.135	185.5	1:59:03.231														
9	8:28.610	7:11.972	45.881	30.757	145.9	23:46.649	30	1:37.063	29.301	39.472	28.290	235.8	2:00:40.294														
10	1:40.371	30.699	40.885	28.787	229.4	25:27.020																					
11	1:37.057	29.197	39.491	28.369	237.4	27:04.077																					
12	1:37.606	29.139	40.046	28.421	238.9	28:41.683																					
13	1:36.620	29.012	39.362	28.246	237.9	30:18.303																					
14	1:36.558	29.046	39.281	28.231	237.9	31:54.861																					
15	1:36.580	28.978	39.345	28.257	238.9	33:31.441																					
16	1:36.778	28.861	39.239	28.678	238.4	35:08.219																					
17	1:46.318	29.668	40.271	36.379	236.3	36:54.537																					
18	39:54.933	...	45.496	31.118	174.2	1:16:49.470																					
19	1:44.189	31.044	41.537	31.608	225.1	1:18:33.659																					
20	1:38.970	29.572	40.562	28.836	234.8	1:20:12.629																					
21	1:46.646	29.374	46.298	30.974	235.8	1:21:59.275																					
22	1:38.264	29.438	40.044	28.782	236.3	1:23:37.539																					
23	1:38.056	29.302	39.854	28.900	236.9	1:25:15.595																					
24	1:37.891	29.309	39.822	28.760	236.3	1:26:53.486																					
25	1:37.762	29.277	39.787	28.698	237.4	1:28:31.248																					
26	1:47.960	29.320	40.348	38.292	238.4	1:30:19.208																					
27	15:25.658	...	47.168	31.327	164.7	1:45:44.866																					
28	1:47.242	30.883	43.244	33.115	226.5	1:47:32.108																					
29	1:42.515	29.567	39.995	32.953	233.3	1:49:14.623																					
30	2:01.529	29.298	45.371	46.860	234.3	1:51:16.152																					
3	Javier SAGRERA ESP																										
	MP Motorsport						Tatuus T-318																				
1	2:16.394	55.495	46.709	34.190	156.7	2:16.394																					
2	1:48.800	34.473	43.910	30.417	192.1	4:05.194																					
3	1:42.809	30.295	42.541	29.973	234.8	5:48.003																					
4	1:37.704	29.434	39.729	28.541	237.4	7:25.707																					
5	1:36.980	29.172	39.348	28.460	237.9	9:02.687																					
6	1:39.673	31.071	39.878	28.724	237.4	10:42.360																					
7	1:37.038	29.240	39.321	28.477	238.9	12:19.398																					
8	1:36.988	29.095	39.400	28.493	238.4	13:56.386																					
9	1:54.696	31.965	44.501	38.230	239.5	15:51.082																					
10	11:43.487	...	49.044	32.584	152.3	27:34.569																					
11	1:47.389	33.077	44.580	29.732	185.2	29:21.958																					
12	1:37.438	29.546	39.574	28.318	238.4	30:59.396																					
13	1:36.563	29.133	39.252	28.178	238.4	32:35.959																					
14	1:36.363	29.057	39.177	28.129	237.9	34:12.322																					
15	1:37.963	29.044	39.091	29.828	237.4	35:50.285																					
16	1:36.538	29.037	39.272	28.229	238.9	37:26.823																					
17	1:52.999	30.706	43.480	38.813	239.5	39:19.822																					
18	45:31.737	...	44.668	31.414		1:24:51.559																					
19	1:51.412	35.129	45.244	31.039	190.7	1:26:42.971																					
20	1:37.563	29.417	39.654	28.492	234.8	1:28:20.534																					
21	1:37.363	29.225	39.702	28.436	236.9	1:29:57.897																					
4	Everett STACK USA																										
	Palou Motorsport						Tatuus T-318																				
1	3:17.595	1:38.765	48.546	50.284	123.1	3:17.595																					
2	6:36.456	5:17.363	47.338	31.755	137.1	9:54.051																					
3	1:46.230	33.071	43.100	30.059	208.3	11:40.281																					
4	1:40.667	30.232	40.917	29.518	234.3	13:20.948																					
5	1:42.215	30.544	40.968	30.703	232.8	15:03.163																					
6	1:49.265	30.500	40.838	37.927	234.3	16:52.428																					
7	4:12.107	3:01.472	41.377	29.258	185.5	21:04.535																					
8	1:38.654	29.604	40.163	28.887	234.3	22:43.189																					
9	1:38.433	29.455	40.022	28.956	235.3	24:21.622																					
10	1:38.138	29.385	39.975	28.778	235.3	25:59.760																					
11	1:38.856	29.777	39.996	29.083	234.3	27:38.616																					
12	1:38.768	29.474	40.283	29.011	236.3	29:17.384																					
13	1:38.515	29.418	40.008	29.089	235.8	30:55.899																					
14	1:45.834	29.453	40.282	36.099	236.3	32:41.733																					
15	20:45.621	...	45.322	31.312	169.6	53:27.354																					
16	1:40.884	30.680	41.219	28.985	230.3	55:08.238																					
17	1:38.068	29.679	40.019	28.370	233.3	56:46.306																					
18	1:37.292	29.515	39.528	28.249	236.3	58:23.598																					
19	1:37.034	29.283	39.413	28.338	236.3	1:00:00.632																					
20	1:37.033	29.323	39.317	28.393	234.3	1:01:37.665																					
21	1:43.901	32.251	42.927	28.723	231.3	1:03:21.566																					
22	1:44.757	29.292	39.486	35.979	232.8	1:05:06.323																					
23	28:45.871	...	42.119	29.431	179.1	1:33:52.194																					
24	1:38.589	29.646	39.948	28.995	232.3	1:35:30.783																					
25	1:38.271	29.592	39.898	28.781	232.8	1:37:09.054																					
26	1:37.831	29.424	39.699	28.708	233.3	1:38:46.885																					
27	1:37.827	29.363	39.752	28.712	233.8	1:40:24.712																					
28	1:38.342	29.654	39.841	28.847	233.3	1:42:03.054																					
29	1:38.157	29.377	40.045	28.735	233.8	1:43:41.211																					
30	1:45.337	29.557	40.019	35.761	232.3	1:45:26.548																					
5	Valentin KLUSS DEU																										
	Campos Racing						Tatuus T-318																				
1	2:50.914	1:22.572	51.676	36.666	106.1	2:50.914																					
2	2:03.526	38.505	49.934	35.087	182.1	4:54.440																					
3	1:55.310	38.690	46.524	30.096	193.5	6:49.750																					
4	1:59.517	36.118	51.041	32.358	236.3	8:49.267																					
5	1:43.520	30.081	41.366	32.073	238.4	10:32.787																					
6	1:37.687	29.380	39.669	28.638	237.4	12:10.474																					
7	1:36.920	29.148	39.352	28.420	237.9	13:47.394																					
8	1:45.627	29.291	39.577	36.759	238.4	15:33.021																					
9	7:44.501	6:10.208	47.413	46.880	172.3	23:17.522																					
10	2:27.782	1:06.538	42.431	38.813	177.4	25:45.304																					
11	2:08.797	57.427	42.390	28.980	179.1	27:54.101																					
12	1:37.636	29.301	39.700	28.635	237.9	29:31.737																					



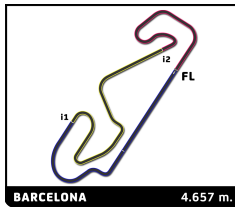
Eurocup3

ROUND 8 - BARCELONA

PREVIOUS TEST

Sector Analysis

_ Invalidated Lap							■ Personal Best							■ Session Best							■ Crossing the pit lane														
Lap	Time	Sector 1	Sector 2	Sector 3	T.Spd	Elapsed	Lap	Time	Sector 1	Sector 2	Sector 3	T.Spd	Elapsed	Lap	Time	Sector 1	Sector 2	Sector 3	T.Spd	Elapsed	Lap	Time	Sector 1	Sector 2	Sector 3	T.Spd	Elapsed								
10 Luciano MORANO FRA																																			
Palou Motorsport														Tatuus T-318																					
1	2:55.867	B	1:26.370	48.308	41.189	118.9	2:55.867	18	9:27.753	8:15.761	41.117	30.875	121.7	50:48.675																					
2	3:40.505	2:27.558	42.866	30.081	178.5	6:36.372	19	1:37.358	29.286	39.533	28.539	236.9	52:26.033																						
3	1:43.416	30.910	42.394	30.112	234.3	8:19.788	20	1:42.453	29.487	40.882	32.084	237.9	54:08.486																						
4	1:40.906	30.150	41.150	29.606	236.3	10:00.694	21	1:37.070	29.117	39.405	28.548	236.9	55:45.556																						
5	1:42.286	31.599	40.934	29.753	207.1	11:42.980	22	1:41.834	28.931	39.562	33.341	237.9	57:27.390																						
6	1:46.448	33.024	44.211	29.213	182.4	13:29.428	23	1:37.036	29.095	39.394	28.547	237.9	59:04.426																						
7	1:38.491	29.608	40.067	28.816	236.3	15:07.919	24	1:43.069	B	29.157	39.506	34.406	237.4	1:00:47.495																					
8	1:38.194	29.467	39.961	28.766	235.8	16:46.113	25	42:15.186	...	46.934	31.485	163.7	1:43:02.681																						
9	1:38.019	29.526	39.724	28.769	237.4	18:24.132	26	1:41.155	30.995	41.147	29.013	233.3	1:44:43.836																						
10	1:44.410	B	29.753	39.870	34.787	236.3	20:08.542	27	1:37.537	29.343	39.618	28.576	234.3	1:46:21.373																					
11	8:08.770	6:58.172	41.191	29.407	183.0	28:17.312	28	1:40.766	29.103	39.768	31.895	236.3	1:48:02.139																						
12	1:38.825	29.762	40.121	28.942	235.8	29:56.137	29	1:36.776	29.111	39.399	28.266	235.3	1:49:38.915																						
13	1:38.235	29.539	39.877	28.819	235.8	31:34.372	30	1:50.669	B	29.011	43.568	38.090	236.9	1:51:29.584																					
14	1:44.429	B	29.500	40.020	34.909	235.3	33:18.801	31	7:49.313	6:31.792	41.652	35.869	185.5	1:59:18.897																					
15	12:26.539	...	46.102	31.063	162.3	45:45.340	32	1:36.940	29.279	39.415	28.246	235.3	2:00:55.837																						
16	1:41.344	31.102	40.976	29.266	232.3	47:26.684																													
17	1:37.924	29.667	39.636	28.621	235.3	49:04.608																													
18	1:37.676	29.325	39.758	28.593	237.9	50:42.284																													
19	1:36.867	29.151	39.396	28.320	236.9	52:19.151																													
20	1:37.248	29.111	39.601	28.536	240.0	53:56.399																													
21	1:46.548	B	30.733	41.028	34.787	234.8	55:42.947																												
22	23:07.210	...	45.511	31.539	167.0	1:18:50.157																													
23	1:40.967	30.988	40.761	29.218	232.3	1:20:31.124																													
24	1:37.634	29.491	39.547	28.596	234.8	1:22:08.758																													
25	1:36.808	29.184	39.310	28.314	235.3	1:23:45.566																													
26	1:36.765	29.086	39.254	28.425	237.4	1:25:22.331																													
27	1:36.960	29.076	39.450	28.434	241.1	1:26:59.291																													
28	1:37.142	29.025	39.439	28.678	240.5	1:28:36.433																													
29	1:37.487	29.188	39.696	28.603	237.9	1:30:13.920																													
30	1:42.025	B	29.192	39.324	33.509	233.8	1:31:55.945																												
31	15:46.702	...	41.602	31.532	96.5	1:47:42.647																													
32	1:39.229	29.801	40.307	29.121	233.8	1:49:21.876																													
33	1:58.341	B	29.551	43.812	44.978	235.8	1:51:20.217																												
12 Alexander ABKHAZAVA KAZ																																			
Saintéloc Racing														Tatuus T-318																					
1	2:50.710	1:28.060	47.511	35.139	125.4	2:50.710																													
2	1:45.806	31.724	42.514	31.568	215.7	4:36.516																													
3	1:44.296	30.553	40.623	33.120	235.3	6:20.812																													
4	1:38.646	29.647	40.066	28.933	236.9	7:59.458																													
5	1:40.215	30.237	40.002	29.976	236.9	9:39.673																													
6	1:42.139	29.530	40.193	32.416	237.9	11:21.812																													
7	1:37.507	29.285	39.638	28.584	237.9	12:59.319																													
8	1:37.476	29.117	39.670	28.689	236.9	14:36.795																													
9	1:45.187	B	29.241	40.160	35.786	239.5	16:21.982																												
10	12:57.438	...	50.762	33.263	164.7	29:19.420																													
11	1:45.581	32.339	41.897	31.345	214.0	31:05.001																													
12	1:37.864	29.547	39.710	28.607	237.4	32:42.865																													
13	1:36.925	29.117	39.477	28.331	237.4	34:19.790																													
14	1:36.697	28.938	39.479	28.280	237.9	35:56.487																													
15	1:36.582	28.946	39.384	28.252	237.4	37:33.069																													
16	1:37.183	28.857	39.452	28.874	238.9	39:10.252																													
17	2:10.670	B	33.148	53.497	44.025	218.3	41:20.922																												
16 Michael SHIN KOR																																			
Campos Racing														Tatuus T-318																					
1	2:41.734	1:18.407	49.665	33.662	115.3	2:41.734																													
2	1:50.608	32.868	44.493	33.247	205.9	4:32.342																													
3	1:45.343	31.213	43.230	30.900	231.3	6:17.685																													
4	1:38.638	29.756	40.133	28.749	237.4	7:56.323																													
5	1:54.001	37.059	47.477	29.465	189.7	9:50.324																													
6	1:37.254	29.296	39.594	28.364	237.9	11:27.578																													
7	1:45.041	B	29.201	40.167	35.673	238.9	13:12.619																												
8	3:41.395	B	2:22.239	40.079	39.077	152.3	16:54.014																												
9	9:39.416	8:16.643	48.889	33.884	156.2	26:33.430																													
10	1:42.060	31.762	41.062	29.236	215.7	28:15.490																													
11	1:37.418	29.389	39.687	28.342	237.4	29:52.908																													
12	1:36.546	28.993	39.362	28.191	237.4	31:29.454																													
13	1:38.720	30.348	39.733	28.639	240.0	33:08.174																													
14	1:36.614	28.973	39.318	28.323	238.4	34:44.788																													
15	1:36.514	28.928	39.261	28.325	238.4	36:21.302																													
16	1:36.540	28.889	39.343	28.308	240.0	37:57.842																													
17	1:47.767	B	29.174	39.680	38.913	239.5	39:45.609																												
18	38:43.024	...	55.694	33.331	151.4	1:18:28.633																													
19	1:47.521	32.010	41.537	33.974	216.1	1:20:16.154																													
20	1:37.784	29.457	39.835	28.492	235.3	1:21:53.938																													
21	1:37.071	29.104	39.448	28.519	236.3	1:23:31.009																													
22	1:36.981	29.158	39.368	28.455	235.3	1:25:07.990																													
23	1:36.734	28.950	39.373	28.411	237.4	1:26:44.724																													
24	1:40.663	28.981	41.427	30.255	240.5	1:28:25.387																													
25	1:47.294	B	30.893	40.300	36.101	236.9	1:30:12.681																												
26	3:53.521	B	2:38.081	39.914	35.526	177.1	1:34:06.202																												
27	14:09.745	...	48.218	33.108	158.5	1:48:15.947																													
28	1:46.589	32.745	43.231	30.613	204.0	1:50:02.536																													
29	2:14.532	B	34.837	51.151	48.544	209.1	1:52:17.068																												
18 Garrett BERRY GBR																																			
Palou Motorsport														Tatuus T-318																					
1	2:53.670	1:29.497	49.907	34.266	116.0	2:53.670																													
2	1:51.708	35.752	45.093	30.863	173.7	4:45.378																													
3	1:41.079	30.381	41.326	29.372	233.3	6:26.457																													
4	1:39.553	29.956	40.661	28.936	231.8	8:06.010																													
5	1:38.646	29.710	40.135	28.801	232.8	9:44.656																													
6	1:39.931	30.773	40.011	29.147	232.8	11:24.587																													
7	1:51.539	B	30.454	40.696	40.389	233.8	13:16.126																												



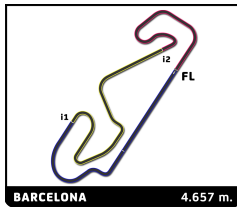
Eurocup3

ROUND 8 - BARCELONA

PREVIOUS TEST

Sector Analysis

_ Invalidated Lap							■ Personal Best							■ Session Best							■ Crossing the pit lane													
Lap	Time	Sector 1	Sector 2	Sector 3	T.Spd	Elapsed	Lap	Time	Sector 1	Sector 2	Sector 3	T.Spd	Elapsed	Lap	Time	Sector 1	Sector 2	Sector 3	T.Spd	Elapsed	Lap	Time	Sector 1	Sector 2	Sector 3	T.Spd	Elapsed							
8	20:20.175	...	44.350	29.801	171.5	33:36.301	33	1:55.187B	29.488	43.806	41.893	233.3	1:38:02.642	34	10:57.625	9:42.237	45.183	30.205	171.2	1:49:00.267	35	1:55.764B	29.994	41.945	43.825	232.8	1:50:56.031							
9	1:39.304	30.042	40.317	28.945	230.3	35:15.605	21 Victoria BLOKHINA KGZ																											
10	1:38.666	29.641	40.288	28.737	232.3	36:54.271	Drivex Tatuus T-318																											
11	1:38.228	29.498	39.856	28.874	232.8	38:32.499	1	3:05.713	1:40.078	50.290	35.345	136.9	3:05.713	2	1:48.937	32.578	44.427	31.932	229.9	4:54.650	3	1:42.036	30.735	41.188	30.113	228.9	6:36.686							
12	1:55.968B	29.556	45.712	40.700	230.8	40:28.467	4	1:40.183	30.839	40.299	29.045	238.9	8:16.869	5	1:37.931	29.499	39.683	28.749	235.8	9:54.800	6	1:37.983	29.371	39.714	28.898	234.3	11:32.783							
13	9:53.692	8:33.858	46.496	33.338	133.9	50:22.159	7	1:53.684B	32.102	44.678	36.904	235.3	13:26.467	8	7:55.711	6:36.615	46.869	32.227	169.6	21:22.178	9	1:42.586	31.383	41.519	29.684	220.1	23:04.764							
14	1:41.735	30.889	41.539	29.307	229.4	52:03.894	10	1:38.485	29.607	40.062	28.816	234.3	24:43.249	11	1:37.555	29.386	39.394	28.775	234.3	26:20.804	12	1:37.006	29.241	39.400	28.365	235.8	27:57.810							
15	1:38.325	29.758	39.935	28.632	232.3	53:42.219	13	1:36.431	29.018	39.232	28.181	236.3	29:34.241	14	1:36.817	29.180	39.355	28.282	237.4	31:11.058	15	1:42.945B	28.980	39.395	34.570	238.4	32:54.003							
16	1:39.030	29.449	40.954	28.627	232.3	55:21.249	16	21:12.881	...	53.204	35.569	150.8	54:06.884	17	1:48.260	33.682	44.837	29.741	182.1	55:55.144	18	1:37.462	29.455	39.654	28.353	235.8	57:32.606							
17	1:38.075	29.452	39.891	28.732	231.8	56:59.324	19	1:36.566	29.129	39.223	28.214	237.4	59:09.172	20	1:36.384	29.037	39.045	28.302	235.8	1:00:45.556	21	1:36.660	29.079	39.053	28.528	237.4	1:02:22.216							
18	1:37.803	29.420	39.751	28.632	231.8	58:37.127	22	1:46.556B	29.115	39.724	37.717	236.9	1:04:08.772	23	25:40.355B	...	41.982	38.252	176.8	1:29:49.127	24	2:10.803	1:00.299	41.339	29.165	174.8	1:31:59.930							
19	1:37.716	29.375	39.694	28.647	231.8	1:00:14.843	25	1:37.741	29.422	39.652	28.667	233.3	1:33:37.671	26	1:37.659	29.423	39.640	28.596	234.3	1:35:15.330	27	1:37.702	29.376	39.544	28.782	233.8	1:36:53.032							
20	1:37.898	29.393	39.717	28.788	232.3	1:01:52.741	28	1:37.762	29.440	39.671	28.651	231.3	1:38:30.794	29	1:38.279	29.463	39.918	28.898	236.3	27:30.443	30	1:37.690	29.311	39.612	28.767	231.8	1:40:08.484							
21	1:45.853B	29.599	39.813	36.441	232.3	1:03:38.594	31	1:38.423	29.575	39.611	29.237	231.8	1:41:46.907	32	1:37.559	29.230	39.672	28.657	237.9	29:08.002	33	1:38.423	29.575	39.611	29.237	231.8	1:41:46.907							
22	28:02.496	...	46.543	32.042	176.5	1:31:41.090	34	1:37.887	29.404	39.656	28.827	231.8	1:43:24.794	35	1:37.731	29.229	39.850	28.652	236.9	32:25.492	36	1:38.694	29.488	40.098	29.108	233.8	1:46:42.038							
23	1:39.276	30.092	40.227	28.957	229.4	1:33:20.366	37	1:37.408	29.145	39.592	28.671	237.9	34:02.900	38	1:48.583B	29.866	41.207	37.510	237.9	35:51.483	39	1:37.694	29.496	40.153	29.082	234.8	1:48:20.769							
24	1:39.173	29.905	40.239	29.029	230.8	1:34:59.539	39	1:48.583B	29.866	41.207	37.510	237.9	35:51.483	40	12:26.360	...	49.188	32.396	150.8	48:17.843	41	1:38.694	29.550	40.166	28.975	234.3	1:49:59.460							
25	1:46.228B	29.555	40.172	36.501	230.8	1:36:45.767	42	1:42.664	31.144	41.815	29.705	231.8	50:00.507	43	1:42.664	31.144	41.815	29.705	231.8	50:00.507	44	1:38.196	29.701	39.816	28.679	234.8	51:38.703							
26	11:22.215	9:57.673	51.280	33.262	150.2	1:48:07.982	44	1:38.196	29.701	39.816	28.679	234.8	51:38.703	45	1:37.209	29.548	39.336	28.325	235.8	53:15.912	46	1:37.209	29.548	39.336	28.325	235.8	53:15.912							
27	1:48.835	33.265	42.472	33.098	193.5	1:49:56.817	47	1:36.813	29.150	39.308	28.355	235.3	54:52.725	48	1:36.813	29.150	39.308	28.355	235.3	54:52.725	49	1:36.813	29.150	39.308	28.355	235.3	54:52.725							
28	2:16.624B	35.662	52.694	48.268	185.2	1:52:13.441	50	1:36.831	29.127	39.294	28.410	235.8	56:29.556	51	1:36.831	29.127	39.294	28.410	235.8	56:29.556	52	1:36.831	29.127	39.294	28.410	235.8	56:29.556							
29	7:08.288	5:47.818	42.597	37.873	178.8	1:59:21.729	53	1:36.829	29.172	39.185	28.472	236.9	58:06.385	54	1:36.829	29.172	39.185	28.472	236.9	58:06.385	55	1:39.360	29.170	39.504	30.686	238.4	59:45.745							
30	1:38.399	29.728	39.908	28.763	231.8	2:01:00.128	56	1:39.360	29.170	39.504	30.686	238.4	59:45.745	57	1:39.360	29.170	39.504	30.686	238.4	59:45.745	58	1:37.020	29.198	39.390	28.432	237.4	1:01:22.765							
20 Gaspard LE GALLAIS CHE																																		
Drivex Tatuus T-318																																		
1	3:12.930	1:43.779	53.402	35.749	120.1	3:12.930	59	1:37.020	29.198	39.390	28.432	237.4	1:01:22.765	60	2:02.723B	34.565	46.011	42.147	233.8	1:03:25.488	61	2:02.723B	34.565	46.011	42.147	233.8	1:03:25.488							
2	1:55.340	35.280	47.428	32.632	217.9	5:08.270	62	21:06.291	...	48.416	34.677	148.3	1:24:31.779	63	1:42.531	30.987	41.943	29.601	232.8	1:26:14.310	64	1:42.531	30.987	41.943	29.601	232.8	1:26:14.310							
3	1:45.412	31.239	43.045	31.128	232.8	6:53.682	65	1:36.888	29.278	39.304	28.306	234.8	1:27:51.198	66	1:36.888	29.278	39.304	28.306	234.8	1:27:51.198	67	1:36.888	29.278	39.304	28.306	234.8	1:27:51.198							
4	1:59.073B	32.000	45.077	41.996	222.3	8:52.755	68	1:36.665	29.137	39.212	28.316	235.8	1:29:27.863	69	1:36.665	29.137	39.212	28.316	235.8	1:29:27.863	70	1:40.291	29.153	40.968	30.170	235.3	1:31:08.154							
5	11:42.185	...	46.586	34.486	163.2	20:34.940	71	1:40.291	29.153	40.968	30.170	235.3	1:31:08.154	72	1:36.980	29.143	39.348	28.489	235.3	1:32:45.134	73	1:36.980	29.143	39.348	28.489	235.3	1:32:45.134							
6	1:48.042	32.232	43.628	32.182	227.9	22:22.982	74	1:45.268	32.568	42.771	29.929	234.8	1:34:30.402	75	1:45.268	32.568	42.771	29.929	234.8	1:34:30.402	76	1:45.268	32.568	42.771	29.929	234.8	1:34:30.402							
7	1:49.692	34.125	45.239	30.328	234.3	24:12.674	77	1:37.053	29.105	39.355	28.593	234.3	1:36:07.455	78	1:37.053	29.105	39.355	28.593	234.3	1:36:07.455	79	1:37.053	29.105	39.355	28.593	234.3	1:36:07.455							
8	1:39.490	29.922	40.617	28.951	236.3	25:52.164	23 Christian HO SGF																											
9	1:38.279	29.463	39.918	28.898	236.3	27:30.443	Campos Racing Tatuus T-318																											
10	1:37.559	29.230	39.672	28.657	237.9	29:08.002	1	2:39.759	1:17.046	49.475	33.238	124.7	2:39.759	2	1:51.675	33.710	45.191	32.774	220.1	4:31.434	3	1:43.693	31.732	42.519	29.442	225.6	6:15.127							
11	1:39.759	29.176	39.633	30.950	237.9	30:47.761	4	1:38.687	30.147	39.964	28.576	237.4	7:53.814	5	2:03.836	38.688	51.070	34.078	180.6	9:57.650	6	1:39.982	29.313	42.057	28.612	239.5	11:37.632							
12	1:37.731	29.229	39.850	28.652	236.9	32:25.492	7	1:37.010	29.160	39.437	28.413	238.4	13:14.642	8	1:36.565	28.956	39.268	28.341	240.0	14:51.207	9	1:50.273B	29.027	39.176	42.070	237.4	16:41.480							
13	1:37.408	29.145	39.592	28.671	237.9	34:02.900	10	2:28.350B	1:07.661	42.584	38.105	180.0	19:09.830	11	2:27.071B	1:08.109	40.179	38.783	181.2	21:36.901	12	12:30.629	...	50.082	32.903	174.8	34:07.530							
14	1:48.583B	29.866	41.207	37.510	237.9	35:51.483																												
15	12:26.360	...	49.188	32.396	150.8	48:17.843																												
16	1:42.664	31.144	41.815	29.705	231.8	50:00.507																												
17	1:38.196	29.701	39.816	28.679	234.8	51:38.703																												
18	1:37.209	29.548	39.336	28.325	235.8	53:15.912																												
19	1:36.813	29.150	39.308	28.355	235.3	54:52.725																												
20	1:36.831	29.127	39.294	28.410	235.8	56:29.556																												
21	1:36.829	29.172	39.185	28.472	236.9	58:06.385																												
22	1:39.360	29.170	39.504	30.686	238.4	59:45.745																												
23	1:37.020	29.198	39.390	28.432	237.4	1:01:22.765																												
24	2:02.723B	34.565	46.011	42.147	233.8	1:03:25.488																												
25	21:06.291	...	48.416	34.677	148.3	1:24:31.779																												
26	1:42.531																																	



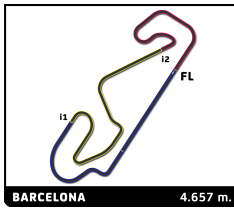
Eurocup3

ROUND 8 - BARCELONA

PREVIOUS TEST

Sector Analysis

_ Invalidated Lap							■ Personal Best		■ Session Best		■ Crossing the pit lane			
Lap	Time	Sector 1	Sector 2	Sector 3	T.Spd	Elapsed	Lap	Time	Sector 1	Sector 2	Sector 3	T.Spd	Elapsed	
13	1:40.667	31.297	40.805	28.565	217.9	35:48.197	3	1:42.756	31.066	41.897	29.793	231.8	8:44.603	
14	1:36.421	29.214	39.168	28.039	237.9	37:24.618	4	<u>1:40.459</u>	30.332	40.893	<u>29.234</u>	235.3	10:25.062	
15	1:36.202	28.948	39.192	28.062	237.9	39:00.820	5	<u>1:38.591</u>	29.858	39.971	<u>28.762</u>	234.8	12:03.653	
16	2:18.614B	41.020	54.181	43.413	240.0	41:19.434	6	<u>1:54.632</u>	36.251	47.258	<u>31.123</u>	183.6	13:58.285	
17	34:42.402	...	48.126	32.534	95.0	1:16:01.836	7	<u>1:39.309</u>	29.791	40.300	<u>29.218</u>	235.3	15:37.594	
18	<u>1:44.009</u>	32.366	42.530	<u>29.113</u>	215.3	1:17:45.845	8	<u>1:38.005</u>	29.488	39.772	<u>28.745</u>	235.8	17:15.599	
19	<u>1:39.111</u>	29.718	39.504	<u>29.889</u>	235.8	1:19:24.956	9	<u>1:38.097</u>	29.445	39.933	<u>28.719</u>	234.8	18:53.696	
20	<u>1:36.736</u>	29.108	39.341	<u>28.287</u>	235.8	1:21:01.692	10	1:38.288	29.733	39.739	28.816	235.3	20:31.984	
21	<u>1:36.468</u>	29.031	39.315	<u>28.122</u>	236.3	1:22:38.160	11	<u>1:37.859</u>	29.504	39.638	<u>28.717</u>	234.8	22:09.843	
22	1:36.242	28.930	39.077	28.235	236.3	1:24:14.402	12	1:47.651B	29.775	39.764	38.112	234.8	23:57.494	
23	1:36.208	28.878	39.041	28.289	237.4	1:25:50.610	13	16:00.648B	...	45.338	43.531	160.6	39:58.142	
24	1:36.302	28.882	39.242	28.178	237.9	1:27:26.912	14	5:40.186	4:28.806	41.879	29.501	183.0	45:38.328	
25	1:52.076B	28.968	41.224	41.884	238.9	1:29:18.988	15	1:39.111	30.091	40.172	28.848	231.8	47:17.439	
26	16:20.321	...	45.122	30.569	169.1	1:45:39.309	16	1:39.121	30.088	40.251	28.782	236.3	48:56.560	
27	<u>1:47.113</u>	30.667	46.784	<u>29.662</u>	229.4	1:47:26.422	17	1:38.095	29.497	40.068	28.530	235.3	50:34.655	
28	<u>1:38.321</u>	29.868	40.124	<u>28.329</u>	233.3	1:49:04.743	18	1:37.431	29.320	39.700	28.411	235.8	52:12.086	
29	2:04.870B	29.095	42.432	53.343	236.3	1:51:09.613	19	1:38.281	29.357	40.027	28.897	236.9	53:50.367	
24 Emerson FITTIPALDI BRA							34 Georgi ZHURAVSKIY KGZ							
MP Motorsport Tatuus T-318							MP Motorsport Tatuus T-318							
1	2:31.913	1:07.540	49.989	34.384	119.3	2:31.913	1	2:32.724	1:08.010	50.849	33.865	118.3	2:32.724	
2	1:51.978	34.929	45.465	31.584	186.2	4:23.891	2	1:53.498	34.994	45.891	32.613	192.1	4:26.222	
3	1:42.788	31.864	41.537	29.387	234.3	6:06.679	3	1:46.332	31.069	44.516	30.747	230.8	6:12.554	
4	1:39.328	29.926	40.471	28.931	234.8	7:46.007	4	1:42.942	30.238	42.773	29.931	231.8	7:55.496	
5	1:39.088	29.519	40.604	28.965	237.9	9:25.095	5	1:41.554	30.543	41.473	29.538	233.3	9:37.050	
6	1:38.142	29.389	40.019	28.734	237.4	11:03.237	6	1:40.582	29.889	41.411	29.282	234.3	11:17.632	
7	1:37.772	29.400	39.798	28.574	237.4	12:41.009	7	1:39.110	29.850	40.364	28.896	232.8	12:56.742	
8	1:37.672	29.300	39.803	28.569	234.8	14:18.681	8	1:39.318	30.009	40.572	28.737	233.3	14:36.060	
9	<u>1:37.603</u>	29.216	<u>39.666</u>	28.721	234.3	15:56.284	9	1:38.393	29.522	40.168	28.703	233.3	16:14.453	
10	<u>1:37.565</u>	29.188	39.652	<u>28.725</u>	239.5	17:33.849	10	1:48.478B	30.141	40.490	37.847	234.8	18:02.931	
11	<u>1:37.855</u>	<u>29.181</u>	39.814	28.860	236.3	19:11.704	11	9:41.933	8:19.851	49.466	32.616	141.4	27:44.864	
12	1:38.096	29.311	39.914	28.871	236.3	20:49.800	12	1:43.442	31.588	42.332	29.522	229.4	29:28.306	
13	1:37.873	29.310	39.797	28.766	234.3	22:27.673	13	1:38.816	29.895	40.083	28.838	231.3	31:07.122	
14	1:47.095B	29.281	39.836	37.978	237.4	24:14.768	14	1:37.562	29.409	39.684	28.469	234.3	32:44.684	
15	22:14.853	...	46.041	32.282	150.6	46:29.621	15	1:37.363	29.280	39.766	28.317	234.8	34:22.047	
16	1:45.242	32.571	42.726	29.945	217.4	48:14.863	16	1:36.896	29.080	39.602	28.214	235.3	35:58.943	
17	1:38.514	29.777	40.006	28.731	232.8	49:53.377	17	1:37.760	29.048	39.548	29.164	234.3	37:36.703	
18	1:37.794	29.376	39.679	28.739	232.3	51:31.171	18	1:46.158B	29.133	39.783	37.242	234.8	39:22.861	
19	1:37.501	29.322	39.624	28.555	234.3	53:08.672	19	36:47.761	...	42.214	29.339	166.0	1:16:10.622	
20	1:37.533	29.331	39.575	28.627	238.4	54:46.205	20	1:39.008	30.101	40.154	28.753	228.9	1:17:49.630	
21	1:37.301	29.191	39.545	28.565	234.3	56:23.506	21	1:38.257	29.518	39.824	28.915	231.3	1:19:27.887	
22	1:37.359	29.167	39.470	28.722	234.8	58:00.865	22	1:38.295	29.654	40.014	28.627	230.3	1:21:06.182	
23	1:37.372	29.163	39.517	28.692	236.3	59:38.237								
24	1:37.195	29.170	39.422	28.603	234.8	1:01:15.432								
25	1:37.247	29.230	39.392	28.625	230.8	1:02:52.679								
26	1:37.328	29.210	39.473	28.645	231.8	1:04:30.007								
27	1:44.117B	29.246	39.509	35.362	236.9	1:06:14.124								
28	41:44.838	...	51.573	32.606	95.8	1:47:58.962								
29	1:45.803	32.706	43.661	29.436	217.4	1:49:44.765								
30	2:19.049B	35.489	55.092	48.468	232.3	1:52:03.814								
31	7:10.061	5:55.856	42.628	31.577	179.1	1:59:13.875								
32	1:37.000	29.378	39.424	28.198	232.3	2:00:50.875								
30 Theodor JENSEN DNK														
Palou Motorsport Tatuus T-318														
1	2:49.864B	1:24.815	45.752	39.297	118.3	2:49.864								
2	4:11.983	2:57.766	43.629	30.588	179.4	7:01.847								



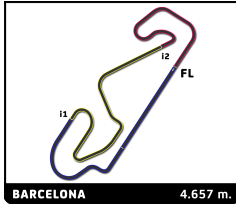
Eurocup3

ROUND 8 - BARCELONA

PREVIOUS TEST

Sector Analysis

_ Invalidated Lap							■ Personal Best							■ Session Best							■ Crossing the pit lane						
Lap	Time	Sector 1	Sector 2	Sector 3	T.Spd	Elapsed	Lap	Time	Sector 1	Sector 2	Sector 3	T.Spd	Elapsed	Lap	Time	Sector 1	Sector 2	Sector 3	T.Spd	Elapsed	Lap	Time	Sector 1	Sector 2	Sector 3	T.Spd	Elapsed
23	1:37.683	29.244	39.742	28.697	230.8	1:22:43.865																					
24	1:37.852	29.318	39.913	28.621	232.3	1:24:21.717																					
25	1:38.043	29.542	39.750	28.751	231.3	1:25:59.760																					
26	1:37.332	29.235	39.636	28.461	231.8	1:27:37.092																					
27	1:46.096B	29.315	39.942	36.839	232.3	1:29:23.188																					
28	10:03.541	8:46.179	45.485	31.877	130.7	1:39:26.729																					
29	1:44.143	32.470	42.138	29.535	179.1	1:41:10.872																					
30	1:39.052	30.146	40.167	28.739	227.9	1:42:49.924																					
31	1:38.805	29.849	39.953	29.003	227.4	1:44:28.729																					
32	1:38.887	30.062	39.887	28.938	226.5	1:46:07.616																					
33	1:57.862B	31.367	46.662	39.833	227.9	1:48:05.478																					
34	11:30.363	...	42.192	36.964	173.7	1:59:35.841																					
35	1:39.262	29.898	40.436	28.928	229.9	2:01:15.103																					
43	Linus HELLBERG						SWE	44	Diego DE LA TORRE						MEX	48	Emil HELLBERG						SWE				
	DXR						Tatuus T-318		Saint-Éloïc Racing						Tatuus T-318		DXR						Tatuus T-318				
1	3:15.868B	1:36.522	48.566	50.780	103.7	3:15.868	1	<u>2:55.474</u>	1:30.566	51.037	<u>33.871</u>	132.3	2:55.474	1	3:33.440B	1:58.881	50.448	44.111	113.5	3:33.440							
2	4:45.610	3:23.100	49.353	33.157	162.5	8:01.478	2	1:52.997	36.202	43.896	32.899	163.7	4:48.471	2	5:25.733	3:55.753	52.972	37.008	162.0	8:59.173							
3	1:57.264	35.126	51.083	31.055	214.9	9:58.742	3	<u>1:43.022</u>	30.656	41.621	<u>30.745</u>	232.8	6:31.493	3	1:48.063	35.896	42.292	29.875	170.1	10:47.236							
4	1:48.340	34.016	43.177	31.147	232.3	11:47.082	4	<u>1:39.698</u>	<u>30.069</u>	40.187	<u>29.442</u>	234.3	8:11.191	4	1:40.751	30.284	41.030	29.437	232.8	12:27.987							
5	<u>1:40.931</u>	30.807	40.923	<u>29.201</u>	232.3	13:28.013	5	<u>1:39.986</u>	<u>30.568</u>	40.229	<u>29.189</u>	235.8	9:51.177	5	1:39.298	29.899	40.290	29.109	232.3	14:07.285							
6	<u>1:44.407</u>	31.456	43.482	<u>29.469</u>	232.3	15:12.420	6	<u>1:39.516</u>	<u>29.660</u>	<u>40.877</u>	<u>28.979</u>	237.4	11:30.693	6	1:39.078	29.714	40.058	29.306	234.3	15:46.363							
7	<u>1:39.540</u>	30.146	40.309	<u>29.085</u>	233.3	16:51.960	7	<u>1:38.255</u>	<u>29.475</u>	<u>39.847</u>	<u>28.933</u>	236.3	13:08.948	7	1:38.825	29.690	39.990	29.145	233.8	17:25.188							
8	<u>1:39.338</u>	29.977	40.298	<u>29.063</u>	232.8	18:31.298	8	<u>1:58.355B</u>	<u>35.029</u>	41.345	41.981	236.9	15:07.303	8	1:38.568	29.704	39.936	28.928	233.8	19:03.756							
9	<u>1:41.132</u>	31.546	40.452	<u>29.134</u>	190.4	20:12.430	9	16:19.891	...	47.095	31.230	137.4	31:27.194	9	1:38.608	29.726	39.973	28.909	234.3	20:42.364							
10	<u>1:39.681</u>	<u>30.020</u>	<u>40.247</u>	<u>29.414</u>	233.8	21:52.111	10	1:47.631	33.530	43.480	30.621	180.0	33:14.825	10	1:39.015	29.594	40.174	29.247	233.8	22:21.379							
11	1:39.944	29.791	40.155	29.998	233.3	23:32.055	11	<u>1:38.524</u>	29.568	<u>40.034</u>	28.922	233.3	34:53.349	11	1:49.531B	29.991	40.154	39.386	232.3	24:10.910							
12	1:59.416B	31.522	41.354	46.540	229.4	25:31.471	12	1:37.301	29.351	39.524	28.426	234.3	36:30.650	12	8:20.292	6:56.515	49.813	33.964	156.4	32:31.202							
13	9:15.492	7:53.701	47.587	34.204	149.1	34:46.963	13	1:37.869	29.884	39.638	<u>28.347</u>	234.8	38:08.519	13	2:02.361	37.820	54.429	30.112	217.0	34:33.563							
14	<u>1:45.719</u>	31.258	44.590	<u>29.871</u>	224.6	36:32.682	14	1:54.594B	<u>29.153</u>	<u>39.460</u>	45.981	234.8	40:03.113	14	1:40.322	30.327	40.843	29.152	232.3	36:13.885							
15	<u>1:39.527</u>	30.008	40.300	<u>29.219</u>	231.8	38:12.209	15	<u>15:37.058</u>	...	43.217	<u>29.125</u>	180.9	55:40.171	15	1:39.197	29.976	40.299	28.922	233.8	37:53.082							
16	<u>5:29.661B</u>	<u>31.049</u>	4:07.900	50.712	227.9	43:41.870	16	<u>1:39.381</u>	<u>29.369</u>	40.215	29.797	232.8	57:19.552	16	1:51.142B	29.760	40.321	41.061	234.3	39:44.224							
17	<u>3:40.228</u>	2:28.635	41.525	<u>30.068</u>	177.4	47:22.098	17	1:37.521	29.338	39.626	28.557	234.3	58:57.073	17	8:13.318	7:02.320	41.678	29.320	177.4	47:57.542							
18	<u>1:40.702</u>	<u>31.247</u>	40.384	<u>29.071</u>	227.9	49:02.800	18	<u>1:37.266</u>	29.229	39.467	28.570	233.3	1:00:34.339	18	1:38.845	29.846	40.173	28.826	231.8	49:36.387							
19	<u>1:41.644</u>	29.937	41.736	<u>29.971</u>	232.3	50:44.444	19	<u>1:37.262</u>	29.165	39.541	28.556	233.3	1:02:11.601	19	<u>1:38.215</u>	29.545	39.907	<u>28.763</u>	233.3	51:14.602							
20	<u>1:38.870</u>	29.707	40.140	<u>29.023</u>	233.8	52:23.314	20	20:14.975B	29.245	39.594	41.136	232.8	1:04:01.576	20	1:38.371	29.674	39.934	28.763	234.3	52:52.973							
21	<u>1:38.734</u>	29.631	40.109	<u>28.994</u>	234.8	54:02.048	21	45:17.169	...	42.546	29.427	145.9	1:49:18.745	21	1:38.515	29.502	39.929	29.084	233.3	54:31.488							
22	1:59.851B	31.454	41.413	46.984	232.3	56:01.899	22	1:59.551B	29.771	42.136	47.644	231.8	1:51:18.296	22	1:48.905B	29.887	39.923	39.095	232.8	56:20.393							
23	16:19.964	...	49.674	32.411	141.4	1:12:21.863	23	8:16.233	6:49.505	42.220	44.508	178.5	1:59:34.529	23	23:07.496	...	50.869	35.742	158.0	1:19:27.889							
24	<u>1:40.993</u>	31.487	40.454	<u>29.052</u>	218.8	1:14:02.856	24	<u>1:39.007</u>	29.911	<u>40.018</u>	29.078	231.8	2:01:13.536	24	1:44.503	33.273	41.934	29.296	210.7	1:21:12.392							
25	<u>1:39.524</u>	30.231	<u>40.280</u>	29.013	228.9	1:15:42.380								25	1:38.592	29.733	40.010	28.849	232.8	1:22:50.984							
26	1:58.120	29.825	56.467	31.828	228.4	1:17:40.500								26	1:38.114	29.795	39.597	28.722	232.3	1:24:29.098							
27	1:59.583B	29.984	40.386	49.213	228.9	1:19:40.083								27	1:37.949	29.589	39.749	28.611	233.3	1:26:07.047							
28	4:12.333	2:43.124	56.275	32.934	145.2	1:23:52.416																					
29	<u>1:41.063</u>	30.888	41.154	<u>29.021</u>	228.9	1:25:33.479																					
30	<u>1:39.217</u>	29.967	40.411	<u>28.839</u>	230.8	1:27:12.696																					
31	<u>1:38.054</u>	29.743	<u>39.675</u>	<u>28.636</u>	232.3	1:28:50.750																					
32	<u>1:39.712</u>	<u>29.293</u>	<u>41.343</u>	29.076	233.8	1:30:30.462																					
33	1:38.758	29.664	39.695	29.399	234.3	1:32:09.220																					
34	<u>1:38.571</u>	29.600	39.986	<u>28.985</u>	231.3	1:33:47.791																					
35	1:38.641	29.461	39.987	29.193	232.8	1:35:26.432																					
36	1:54.012	34.718	49.060	30.234	227.4	1:37:20.444																					
37	1:42.203	31.892	41.216	29.095	230.3	1:39:02.647																					
38	<u>1:38.469</u>	29.591	40.124	<u>28.754</u>	229.4	1:40:41.116																					
39	2:01.883B	32.259	43.244	46.380	230.3	1:42:42.999																					
40	<u>6:03.659</u>	4:41.988	50.166	<u>31.505</u>	120.1	1:48:46.658																					



Eurocup3 ROUND 8 - BARCELONA PREVIOUS TEST

Sector Analysis

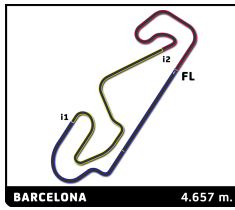
_ Invalidated Lap							■ Personal Best							■ Session Best							■ Crossing the pit lane						
Lap	Time	Sector 1	Sector 2	Sector 3	T.Spd	Elapsed	Lap	Time	Sector 1	Sector 2	Sector 3	T.Spd	Elapsed	Lap	Time	Sector 1	Sector 2	Sector 3	T.Spd	Elapsed	Lap	Time	Sector 1	Sector 2	Sector 3	T.Spd	Elapsed
28	1:37.746	29.521	39.582	28.643	233.3	1:27:44.793	17	1:38.777	29.720	40.306	28.751	233.8	51:05.210	18	1:37.010	29.107	39.556	28.347	234.8	52:42.220	19	1:36.772	29.028	39.299	28.445	234.8	54:18.992
29	1:37.616	29.456	39.621	28.539	234.3	1:29:22.409	18	1:37.010	29.107	39.556	28.347	234.8	52:42.220	19	1:36.772	29.028	39.299	28.445	234.8	54:18.992	20	1:40.974	30.587	41.301	29.086	234.3	55:59.966
30	1:37.734	29.458	39.801	28.475	233.8	1:31:00.143	19	1:36.772	29.028	39.299	28.445	234.8	54:18.992	20	1:40.974	30.587	41.301	29.086	234.3	55:59.966	21	1:36.793	29.203	39.235	28.355	235.3	57:36.759
31	2:22.469B	29.552	39.651	1:13.266	232.8	1:33:22.612	20	1:40.974	30.587	41.301	29.086	234.3	55:59.966	21	1:36.793	29.203	39.235	28.355	235.3	57:36.759	22	1:36.775	29.054	39.206	28.515	235.8	59:13.534
32	6:05.790	4:38.424	50.341	37.025	154.9	1:39:28.402	21	1:36.793	29.203	39.235	28.355	235.3	57:36.759	22	1:36.775	29.054	39.206	28.515	235.8	59:13.534	23	1:47.583B	29.113	41.193	37.277	235.3	1:01:01.117
33	1:44.593	32.597	42.059	29.937	221.0	1:41:12.995	22	1:36.775	29.054	39.206	28.515	235.8	59:13.534	23	1:47.583B	29.113	41.193	37.277	235.3	1:01:01.117	24	42:01.292	...	49.727	33.491	152.5	1:43:02.409
34	1:39.767	30.199	40.350	29.218	230.8	1:42:52.762	23	1:47.583B	29.113	41.193	37.277	235.3	1:01:01.117	24	42:01.292	...	49.727	33.491	152.5	1:43:02.409	25	1:51.947	34.287	45.703	31.957	185.8	1:44:54.356
35	1:39.151	30.105	40.064	28.982	231.8	1:44:31.913	24	42:01.292	...	49.727	33.491	152.5	1:43:02.409	25	1:51.947	34.287	45.703	31.957	185.8	1:44:54.356	26	1:41.550	31.455	41.026	29.069	224.2	1:46:35.906
36	1:38.395	29.690	39.905	28.800	232.8	1:46:10.308	25	1:51.947	34.287	45.703	31.957	185.8	1:44:54.356	26	1:41.550	31.455	41.026	29.069	224.2	1:46:35.906	27	1:38.085	29.611	39.745	28.729	231.3	1:48:13.991
37	1:43.413	30.183	44.206	29.024	233.3	1:47:53.721	26	1:41.550	31.455	41.026	29.069	224.2	1:46:35.906	27	1:38.085	29.611	39.745	28.729	231.3	1:48:13.991	28	1:37.629	29.374	39.663	28.592	232.8	1:49:51.620
38	1:38.171	29.675	39.815	28.681	232.3	1:49:31.892	27	1:38.085	29.611	39.745	28.729	231.3	1:48:13.991	28	1:37.629	29.374	39.663	28.592	232.8	1:49:51.620	29	2:04.904B	30.716	53.506	40.682	232.8	1:51:56.524
39	1:55.460B	29.697	41.767	43.996	230.3	1:51:27.352	28	1:37.629	29.374	39.663	28.592	232.8	1:49:51.620	29	2:04.904B	30.716	53.506	40.682	232.8	1:51:56.524							
40	8:10.893	6:50.559	41.973	38.361	179.1	1:59:38.245																					
41	1:39.587	29.718	39.958	29.911	232.3	2:01:17.832																					

52	Jesse CARRASQUEDO	MEX				
Campos Racing Tatuus T-318						
1	3:48.671B	2:06.432	59.244	42.995	145.3	3:48.671
2	48:58.103	...	48.395	32.081	166.0	52:46.774
3	1:47.618	32.907	44.732	29.979	228.4	54:34.392
4	1:38.453	29.884	40.077	28.492	229.9	56:12.845
5	1:52.466	34.655	46.119	31.692	205.5	58:05.311
6	1:36.998	29.294	39.398	28.306	236.3	59:42.309
7	1:36.428	29.043	39.186	28.199	236.3	1:01:18.737
8	1:36.316	28.954	39.126	28.236	237.4	1:02:55.053
9	1:47.445B	28.946	42.968	35.531	237.9	1:04:42.498
10	11:30.744B	...	50.869	38.563	127.8	1:16:13.242
11	4:09.192	2:43.782	48.890	36.520	162.8	1:20:22.434
12	1:41.140	29.565	39.715	31.860	235.8	1:22:03.574
13	1:36.406	29.047	39.183	28.176	237.9	1:23:39.980
14	1:41.746	31.650	40.733	29.363	239.5	1:25:21.726
15	1:36.304	29.006	39.146	28.152	237.9	1:26:58.030
16	1:36.397	28.982	39.157	28.258	238.9	1:28:34.427
17	1:54.252	31.790	50.445	32.017	240.0	1:30:28.679
18	1:56.521B	34.314	44.640	37.567	236.9	1:32:25.200
19	15:46.109B	...	53.975	39.572	137.6	1:48:11.309
20	2:32.210B	1:04.334	44.653	43.223	171.2	1:50:43.519
21	9:08.978B	7:46.160	43.604	39.214	177.4	1:59:52.497

64	Preston LAMBERT	USA				
Drivex Tatuus T-318						
1	3:23.586B	1:39.539	51.026	53.021	114.9	3:23.586
2	6:07.434	4:47.278	47.205	32.951	158.7	9:31.020
3	1:52.367	32.594	46.327	33.446	231.3	11:23.387
4	1:45.078	32.026	42.844	30.208	218.3	13:08.465
5	1:50.633	33.234	46.479	30.920	198.4	14:59.098
6	1:40.212	30.297	40.476	29.439	232.3	16:39.310
7	1:38.237	29.464	39.913	28.860	232.8	18:17.547
8	1:37.833	29.440	39.684	28.709	232.8	19:55.380
9	1:37.682	29.356	39.696	28.630	232.8	21:33.062
10	1:39.878	30.013	40.856	29.009	233.8	23:12.940
11	1:37.561	29.253	39.469	28.839	232.8	24:50.501
12	1:48.428B	29.328	40.187	38.913	233.8	26:38.929
13	12:36.743	...	52.187	36.006	162.8	39:15.672
14	2:07.929B	36.016	46.762	45.151	214.0	41:23.601
15	6:15.013	4:56.330	46.230	32.453	165.0	47:38.614
16	1:47.819	34.918	43.586	29.315	176.8	49:26.433

69	Matteo QUINTARELLI	ARE				
Saintéloc Racing Tatuus T-318						
1	4:13.291	2:52.646	47.627	33.018	172.6	4:13.291
2	1:48.551	32.038	45.975	30.538	225.6	6:01.842
3	1:41.080	30.582	41.062	29.436	232.8	7:42.922
4	1:40.972	30.404	40.993	29.575	235.8	9:23.894
5	1:38.545	29.694	39.869	28.982	235.3	11:02.439
6	1:45.775	33.213	41.732	30.830	234.3	12:48.214
7	1:39.855	30.287	40.423	29.145	234.8	14:28.069
8	1:44.070	31.866	41.415	30.789	233.3	16:12.139
9	1:38.388	29.808	39.781	28.799	233.8	17:50.527
10	1:47.390B	30.354	40.446	36.590	234.3	19:37.917
11	10:20.136	8:58.123	45.497	36.516	170.4	29:58.053
12	1:45.130	31.338	44.045	29.747	229.9	31:43.183
13	1:37.991	29.696	39.866	28.429	233.3	33:21.174
14	1:37.279	29.336	39.482	28.461	235.8	34:58.453
15	1:36.913	29.143	39.318	28.452	236.3	36:35.366
16	1:47.129	29.578	45.597	31.954	236.3	38:22.495
17	1:50.481B	29.255	42.501	38.725	235.3	40:12.976
18	10:58.566	9:46.079	41.523	30.964	183.6	51:11.542
19	1:37.608	29.535	39.549	28.524	233.8	52:49.150
20	1:37.560	29.350	39.616	28.594	235.3	54:26.710
21	1:37.809	29.350	39.671	28.788	234.3	56:04.519
22	1:49.492B	29.470	41.923	38.099	234.8	57:54.011
23	48:56.175	...	42.401	30.034	177.9	1:46:50.186
24	1:41.598	31.060	41.284	29.254	227.9	1:48:31.784
25	1:47.503B	29.911	39.905	37.687	229.9	1:50:19.287
26	9:08.986	7:44.467	42.329	42.190	182.4	1:59:28.273
27	1:42.912	29.894	41.469	31.549	229.9	2:01:11.185

72	Mari BOYA	ESP				
GRS Team USA Tatuus T-318						
1	2:17.268	51.980	50.231	35.057	143.8	2:17.268
2	2:04.535B	35.233	44.309	44.993	179.7	4:21.803
3	2:22.371B	1:00.139	41.402	40.830	176.5	6:44.174
4	2:10.519	1:00.158	40.987	29.374	176.2	8:54.693
5	1:38.965	29.860	40.168	28.937	237.9	10:33.658
6	1:38.301	29.629	39.901	28.771	243.2	12:11.959
7	1:38.380	29.547	39.954	28.879	241.6	13:50.339
8	1:38.119	29.501	39.783	28.835	239.5	15:28.458
9	1:48.128B	29.430	40.305	38.393	241.6	17:16.586
10	10:11.680	8:47.180	49.923	34.577	129.0	27:28.266
11	1:48.305	34.363	43.419	30.523	144.2	29:16.571



Eurocup3

ROUND 8 - BARCELONA

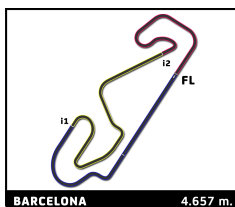
PREVIOUS TEST

Sector Analysis

_ Invalidated Lap							■ Personal Best							■ Session Best							■ Crossing the pit lane						
Lap	Time	Sector 1	Sector 2	Sector 3	T.Spd	Elapsed	Lap	Time	Sector 1	Sector 2	Sector 3	T.Spd	Elapsed	Lap	Time	Sector 1	Sector 2	Sector 3	T.Spd	Elapsed	Lap	Time	Sector 1	Sector 2	Sector 3	T.Spd	Elapsed
12	1:44.764	32.576	43.172	29.016	203.6	31:01.335	32	1:38.124	29.227	40.212	28.685	236.3	1:26:35.996														
13	<u>1:37.879</u>	29.422	<u>39.867</u>	<u>28.590</u>	238.9	32:39.214	33	1:37.590	29.244	39.583	28.763	235.3	1:28:13.586														
14	<u>1:37.716</u>	<u>29.503</u>	39.647	28.566	238.9	34:16.930	34	1:37.425	29.254	39.556	28.615	234.8	1:29:51.011														
15	1:37.510	29.346	39.590	28.574	237.4	35:54.440	35	1:49.245 B	30.403	40.847	37.995	235.3	1:31:40.256														
16	1:49.515 B	29.274	41.295	38.946	238.9	37:43.955	36	10:34.312	9:15.949	46.684	31.679	153.3	1:42:14.568														
17	26:02.985 B	...	43.213	39.706	165.5	1:03:46.940	37	1:45.509	32.211	43.081	30.217	209.5	1:44:00.077														
18	<u>2:09.382</u>	58.659	41.451	<u>29.272</u>	176.2	1:05:56.322	38	1:41.765	30.676	40.955	30.134	227.9	1:45:41.842														
19	<u>1:38.437</u>	<u>29.751</u>	39.939	28.747	231.3	1:07:34.759	39	1:38.309	29.505	39.849	28.955	234.3	1:47:20.151														
20	1:38.025	29.533	39.864	28.628	231.3	1:09:12.784	40	1:37.920	29.486	39.713	28.721	233.8	1:48:58.071														
21	1:37.834	29.451	39.648	28.735	231.8	1:10:50.618	41	1:49.346 B	29.318	39.706	40.322	234.8	1:50:47.417														
22	<u>1:49.363 B</u>	29.398	<u>39.838</u>	40.127	233.8	1:12:39.981	42	8:21.271	7:07.481	42.793	30.997	177.9	1:59:08.688														
23	<u>2:15.875 B</u>	57.558	<u>40.207</u>	38.110	177.9	1:14:55.856	43	<u>1:38.840</u>	29.954	40.128	<u>28.758</u>	235.3	2:00:47.528														
24	10:24.182	9:00.273	50.941	32.968	116.7	1:25:20.038																					
25	1:47.272	34.518	42.824	29.930	192.4	1:27:07.310																					
26	1:40.181	32.286	39.526	28.369	192.4	1:28:47.491																					
27	<u>1:36.672</u>	29.193	<u>39.232</u>	<u>28.247</u>	234.3	1:30:24.163																					
28	1:36.861	29.082	39.258	28.521	234.3	1:32:01.024																					
29	1:40.059	29.127	42.339	28.593	236.3	1:33:41.083																					
30	1:36.841	29.071	39.346	28.424	235.8	1:35:17.924																					
31	<u>1:46.516 B</u>	<u>29.045</u>	<u>40.758</u>	36.713	234.8	1:37:04.440																					
32	11:49.246	...	51.408	32.305	124.4	1:48:53.686																					
33	1:57.798 B	31.751	44.915	41.132	223.7	1:50:51.484																					
34	8:09.965	7:00.604	40.552	28.809	181.8	1:59:01.449																					
35	<u>1:37.357</u>	29.616	39.408	<u>28.333</u>	231.8	2:00:38.806																					

84	Owen TANGAVELOU	VNM				
MP Motorsport		Tatuus T-318				
1	2:17.912	57.310	46.398	34.204	146.3	2:17.912
2	1:48.590	34.207	43.282	31.101	182.7	4:06.502
3	1:39.196	29.832	40.481	28.883	237.4	5:45.698
4	<u>1:37.396</u>	29.222	39.762	<u>28.412</u>	236.3	7:23.094
5	1:36.873	29.146	39.486	28.241	236.3	8:59.967
6	<u>1:38.243</u>	29.161	39.500	<u>29.582</u>	238.9	10:38.210
7	1:37.560	29.147	39.539	28.874	236.9	12:15.770
8	1:37.227	29.136	39.522	28.569	238.9	13:52.997
9	<u>1:37.290</u>	29.130	39.499	<u>28.661</u>	238.4	15:30.287
10	<u>1:49.457 B</u>	<u>30.245</u>	39.981	39.231	237.9	17:19.744
11	9:52.193	8:34.704	46.216	31.273	153.3	27:11.937
12	1:42.090	31.297	41.933	28.860	205.5	28:54.027
13	1:36.676	29.237	39.302	<u>28.137</u>	235.3	30:30.703
14	<u>1:36.363</u>	<u>29.005</u>	39.220	28.138	237.4	32:07.066
15	1:36.379	29.043	<u>39.095</u>	28.241	235.3	33:43.445
16	1:36.624	29.049	39.204	28.371	238.9	35:20.069
17	1:36.943	29.116	39.319	28.508	237.4	36:57.012
18	1:43.790 B	29.220	40.078	34.492	238.9	38:40.802
19	37:59.577	...	43.743	30.815	172.8	1:16:40.379
20	1:39.971	30.766	40.437	28.768	205.1	1:18:20.350
21	1:37.695	29.276	39.891	28.528	233.8	1:19:58.045
22	1:39.918	29.112	41.487	29.319	234.8	1:21:37.963
23	1:37.541	29.255	39.648	28.638	235.8	1:23:15.504
24	1:39.518	29.187	39.406	30.925	234.3	1:24:55.022
25	1:37.466	29.317	39.617	28.532	237.4	1:26:32.488
26	1:43.658 B	29.196	39.768	34.694	235.3	1:28:16.146
27	16:32.419	...	46.341	31.340	160.8	1:44:48.565
28	1:41.932	31.836	41.086	29.010	201.7	1:46:30.497
29	1:38.818	29.305	39.602	29.911	234.3	1:48:09.315
30	1:36.820	29.234	39.249	28.337	233.3	1:49:46.135
31	2:19.956 B	34.739	56.168	49.049	235.3	1:52:06.091
32	7:05.601	5:50.403	42.370	32.828	182.1	1:59:11.692
33	<u>1:37.111</u>	29.138	<u>39.628</u>	<u>28.345</u>	234.3	2:00:48.803

99	Daniel NOGALES	ESP				
Saintéloc Racing		Tatuus T-318				
1	2:51.137	1:29.162	47.270	34.705	125.8	2:51.137
2	1:46.232	33.329	42.500	30.403	202.5	4:37.369
3	1:45.096	30.546	41.092	33.458	237.4	6:22.465
4	1:39.714	29.940	40.622	29.152	237.9	8:02.179
5	1:39.034	29.732	40.233	29.069	239.5	9:41.213
6	1:42.228	30.059	42.178	29.991	237.4	11:23.441



Eurocup3

ROUND 8 - BARCELONA

PREVIOUS TEST

Sector Analysis

_ Invalidated Lap
 ■ Personal Best
 ■ Session Best
 B Crossing the pit lane

Lap	Time	Sector 1	Sector 2	Sector 3	T.Spd	Elapsed	Lap	Time	Sector 1	Sector 2	Sector 3	T.Spd	Elapsed
7	1:38.378	29.458	40.066	28.854	237.9	13:01.819							
8	1:38.161	29.328	40.006	28.827	238.9	14:39.980							
9	1:44.861 B	29.303	40.038	35.520	238.4	16:24.841							
10	15:51.719	...	47.755	31.862	130.7	32:16.560							
11	1:43.009	32.815	41.201	28.993	218.8	33:59.569							
12	1:37.141	29.298	39.529	28.314	237.9	35:36.710							
13	1:36.594	29.015	39.316	28.263	235.8	37:13.304							
14	1:36.599	29.089	39.224	28.286	238.4	38:49.903							
15	1:53.513 B	29.149	44.117	40.247	238.4	40:43.416							
16	<u>10:13.796</u>	9:04.895	<u>40.172</u>	<u>28.729</u>	178.2	50:57.212							
17	<u>1:36.993</u>	<u>29.225</u>	39.399	28.369	236.9	52:34.205							
18	<u>1:37.057</u>	29.099	<u>39.459</u>	28.499	236.9	54:11.262							
19	1:52.287 B	29.664	40.382	42.241	236.3	56:03.549							
20	48:33.712	...	43.342	30.457	176.2	1:44:37.261							
21	<u>1:41.197</u>	31.117	<u>40.953</u>	29.127	214.4	1:46:18.458							
22	2:05.739 B	29.718	42.892	53.129	234.3	1:48:24.197							