

Porsche Sprint Challenge Iberica

ROUND 6 - BARCELONA

COLLECTIVE TEST 1

Track Limits Analysis

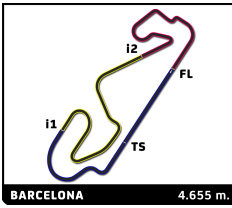
No	Driver	Team	T.L. Nr	Camera	Lap	Time
23	Gonçalo FERNANDES	Gonçalo Fernandes	1	Turn 13	2	14:38:06.611
23	Gonçalo FERNANDES	Gonçalo Fernandes	2	Turn 7	3	14:39:17.867
23	Gonçalo FERNANDES	Gonçalo Fernandes	3	Turn 9	3	14:39:27.224
23	Gonçalo FERNANDES	Gonçalo Fernandes	4	Turn 13	3	14:39:57.075
23	Gonçalo FERNANDES	Gonçalo Fernandes	5	Turn 14	2	14:38:13.592
23	Gonçalo FERNANDES	Gonçalo Fernandes	6	Turn 14	3	14:40:03.915
23	Gonçalo FERNANDES	Gonçalo Fernandes	7	Turn 13	6	14:48:55.949
23	Gonçalo FERNANDES	Gonçalo Fernandes	8	Turn 13	7	14:50:46.550
23	Gonçalo FERNANDES	Gonçalo Fernandes	9	Turn 14	7	14:50:53.251
23	Gonçalo FERNANDES	Gonçalo Fernandes	10	Turn 13	8	14:52:36.278
23	Gonçalo FERNANDES	Gonçalo Fernandes	11	Turn 14	9	14:54:32.719
23	Gonçalo FERNANDES	Gonçalo Fernandes	12	Turn 13	10	14:56:16.953
23	Gonçalo FERNANDES	Gonçalo Fernandes	13	Turn 9	13	15:06:49.677
23	Gonçalo FERNANDES	Gonçalo Fernandes	14	Turn 13	14	15:09:11.554
23	Gonçalo FERNANDES	Gonçalo Fernandes	15	Turn 9	15	15:10:32.159
23	Gonçalo FERNANDES	Gonçalo Fernandes	16	Turn 13	15	15:11:02.770
23	Gonçalo FERNANDES	Gonçalo Fernandes	17	Turn 13	17	15:14:45.032
23	Gonçalo FERNANDES	Gonçalo Fernandes	18	Turn 14	19	15:18:41.594
23	Gonçalo FERNANDES	Gonçalo Fernandes	19	Turn 13	19	15:18:34.759
23	Gonçalo FERNANDES	Gonçalo Fernandes	20	Turn 13	20	15:20:26.373

Total Infractions: **20**

33	Rui MIRITTA	Monteiros Competições	1	Turn 7	1	14:23:47.799
33	Rui MIRITTA	Monteiros Competições	2	Turn 13	1	14:24:32.866
33	Rui MIRITTA	Monteiros Competições	3	Turn 7	2	14:25:45.930
33	Rui MIRITTA	Monteiros Competições	4	Turn 9	2	14:25:56.143
33	Rui MIRITTA	Monteiros Competições	5	Turn 13	2	14:26:27.060
33	Rui MIRITTA	Monteiros Competições	6	Turn 7	3	14:27:38.274
33	Rui MIRITTA	Monteiros Competições	7	Turn 13	3	14:28:18.269
33	Rui MIRITTA	Monteiros Competições	8	Turn 9	3	14:27:47.552
33	Rui MIRITTA	Monteiros Competições	9	Turn 7	4	14:29:28.956
33	Rui MIRITTA	Monteiros Competições	10	Turn 13	4	14:30:08.540
33	Rui MIRITTA	Monteiros Competições	11	Turn 9	4	14:29:38.412
33	Rui MIRITTA	Monteiros Competições	12	Turn 7	7	14:35:00.349
33	Rui MIRITTA	Monteiros Competições	13	Turn 14	4	14:30:14.981
33	Rui MIRITTA	Monteiros Competições	14	Turn 7	10	14:45:13.825
33	Rui MIRITTA	Monteiros Competições	15	Turn 14	10	14:46:04.391
33	Rui MIRITTA	Monteiros Competições	16	Turn 7	11	14:47:11.141
33	Rui MIRITTA	Monteiros Competições	17	Turn 13	14	14:53:52.815
33	Rui MIRITTA	Monteiros Competições	18	Turn 14	16	15:01:10.655
33	Rui MIRITTA	Monteiros Competições	19	Turn 13	22	15:12:50.368
33	Rui MIRITTA	Monteiros Competições	20	Turn 14	22	15:12:56.588
33	Rui MIRITTA	Monteiros Competições	21	Turn 13	25	15:18:42.961
33	Rui MIRITTA	Monteiros Competições	22	Turn 13	26	15:20:40.294

Total Infractions: **22**

68	Manuel ALVES	LOB - Motorsport	1	Turn 7	2	14:24:14.001
68	Manuel ALVES	LOB - Motorsport	2	Turn 14	2	14:25:02.388
68	Manuel ALVES	LOB - Motorsport	3	Turn 9	3	14:26:16.615
68	Manuel ALVES	LOB - Motorsport	4	Turn 13	3	14:26:47.075
68	Manuel ALVES	LOB - Motorsport	5	Turn 13	4	14:28:37.260
68	Manuel ALVES	LOB - Motorsport	6	Turn 13	5	14:30:26.400
68	Manuel ALVES	LOB - Motorsport	7	Turn 14	3	14:26:53.922
68	Manuel ALVES	LOB - Motorsport	8	Turn 9	5	14:29:56.814
68	Manuel ALVES	LOB - Motorsport	9	Turn 13	6	14:32:14.742
68	Manuel ALVES	LOB - Motorsport	10	Turn 14	4	14:28:43.649
68	Manuel ALVES	LOB - Motorsport	11	Turn 14	5	14:30:32.975
68	Manuel ALVES	LOB - Motorsport	12	Turn 13	8	14:35:55.139
68	Manuel ALVES	LOB - Motorsport	13	Turn 14	6	14:32:21.524
68	Manuel ALVES	LOB - Motorsport	14	Turn 14	7	14:34:11.983
68	Manuel ALVES	LOB - Motorsport	15	Turn 9	9	14:37:14.608
68	Manuel ALVES	LOB - Motorsport	16	Turn 14	8	14:36:01.387
68	Manuel ALVES	LOB - Motorsport	17	Turn 9	10	14:43:47.950
68	Manuel ALVES	LOB - Motorsport	18	Turn 14	10	14:44:24.524
68	Manuel ALVES	LOB - Motorsport	19	Turn 9	11	14:45:37.490
68	Manuel ALVES	LOB - Motorsport	20	Turn 14	11	14:46:14.454
68	Manuel ALVES	LOB - Motorsport	21	Turn 14	12	14:48:04.845
68	Manuel ALVES	LOB - Motorsport	22	Turn 9	14	14:51:08.814



Porsche Sprint Challenge Iberica

ROUND 6 - BARCELONA

COLLECTIVE TEST 1

Track Limits Analysis

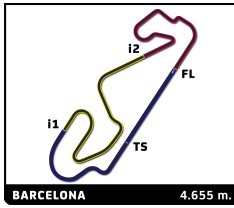
No	Driver	Team	T.L. Nr	Camera	Lap	Time
68	Manuel ALVES	LOB - Motorsport	23	Turn 14	14	14:51:45.255
68	Manuel ALVES	LOB - Motorsport	24	Turn 13	16	15:00:54.682
68	Manuel ALVES	LOB - Motorsport	25	Turn 9	16	15:00:24.613
68	Manuel ALVES	LOB - Motorsport	26	Turn 14	16	15:01:01.985
68	Manuel ALVES	LOB - Motorsport	27	Turn 13	17	15:02:46.089
68	Manuel ALVES	LOB - Motorsport	28	Turn 14	17	15:02:52.585
68	Manuel ALVES	LOB - Motorsport	29	Turn 13	18	15:04:37.155
68	Manuel ALVES	LOB - Motorsport	30	Turn 14	18	15:04:43.987
68	Manuel ALVES	LOB - Motorsport	31	Turn 14	19	15:06:35.528
68	Manuel ALVES	LOB - Motorsport	32	Turn 14	20	15:08:27.459
68	Manuel ALVES	LOB - Motorsport	33	Turn 9	22	15:11:34.089

Total Infractions: **33**

97	Vasco BARROS	LOB - Motorsport	1	Turn 14	2	14:26:19.244
97	Vasco BARROS	LOB - Motorsport	2	Turn 9	3	14:27:34.551
97	Vasco BARROS	LOB - Motorsport	3	Turn 14	3	14:28:11.917
97	Vasco BARROS	LOB - Motorsport	4	Turn 14	4	14:30:02.190
97	Vasco BARROS	LOB - Motorsport	5	Turn 13	7	14:35:24.541
97	Vasco BARROS	LOB - Motorsport	6	Turn 14	5	14:31:52.515
97	Vasco BARROS	LOB - Motorsport	7	Turn 13	11	14:47:36.556
97	Vasco BARROS	LOB - Motorsport	8	Turn 14	13	14:51:22.451
97	Vasco BARROS	LOB - Motorsport	9	Turn 14	16	15:00:43.722
97	Vasco BARROS	LOB - Motorsport	10	Turn 13	23	15:18:42.961
97	Vasco BARROS	LOB - Motorsport	11	Turn 9	24	15:20:02.881

Total Infractions: **11**

911	Y. PROTASOV	Hadeca Racing	1	Turn 9	2	14:26:38.354
911	Y. PROTASOV	Hadeca Racing	2	Turn 13	2	14:27:09.264
911	Y. PROTASOV	Hadeca Racing	3	Turn 13	3	14:29:01.461
911	Y. PROTASOV	Hadeca Racing	4	Turn 9	3	14:28:30.153
911	Y. PROTASOV	Hadeca Racing	5	Turn 9	4	14:30:21.679
911	Y. PROTASOV	Hadeca Racing	6	Turn 13	4	14:30:51.876
911	Y. PROTASOV	Hadeca Racing	7	Turn 9	5	14:32:11.674
911	Y. PROTASOV	Hadeca Racing	8	Turn 13	5	14:32:41.211
911	Y. PROTASOV	Hadeca Racing	9	Turn 14	2	14:27:16.391
911	Y. PROTASOV	Hadeca Racing	10	Turn 14	3	14:29:07.921
911	Y. PROTASOV	Hadeca Racing	11	Turn 13	6	14:34:29.938
911	Y. PROTASOV	Hadeca Racing	12	Turn 9	6	14:34:00.609
911	Y. PROTASOV	Hadeca Racing	13	Turn 7	7	14:35:44.023
911	Y. PROTASOV	Hadeca Racing	14	Turn 9	7	14:35:53.490
911	Y. PROTASOV	Hadeca Racing	15	Turn 14	4	14:30:58.650
911	Y. PROTASOV	Hadeca Racing	16	Turn 14	5	14:32:47.852
911	Y. PROTASOV	Hadeca Racing	17	Turn 14	6	14:34:36.780
911	Y. PROTASOV	Hadeca Racing	18	Turn 14	7	14:36:30.245
911	Y. PROTASOV	Hadeca Racing	19	Turn 14	8	14:38:19.317
911	Y. PROTASOV	Hadeca Racing	20	Turn 14	9	14:40:09.531
911	Y. PROTASOV	Hadeca Racing	21	Turn 14	10	14:41:58.985
911	Y. PROTASOV	Hadeca Racing	22	Turn 13	12	14:53:28.555
911	Y. PROTASOV	Hadeca Racing	23	Turn 14	12	14:53:35.388
911	Y. PROTASOV	Hadeca Racing	24	Turn 13	14	14:57:09.151
911	Y. PROTASOV	Hadeca Racing	25	Turn 14	14	14:57:16.192
911	Y. PROTASOV	Hadeca Racing	26	Turn 14	15	14:59:05.315
911	Y. PROTASOV	Hadeca Racing	27	Turn 9	17	15:02:06.945
911	Y. PROTASOV	Hadeca Racing	28	Turn 13	17	15:02:36.218
911	Y. PROTASOV	Hadeca Racing	29	Turn 14	17	15:02:43.050
911	Y. PROTASOV	Hadeca Racing	30	Turn 9	18	15:03:55.615
911	Y. PROTASOV	Hadeca Racing	31	Turn 14	18	15:04:33.190
911	Y. PROTASOV	Hadeca Racing	32	Turn 7	20	15:07:27.553
911	Y. PROTASOV	Hadeca Racing	33	Turn 9	20	15:07:36.876
911	Y. PROTASOV	Hadeca Racing	34	Turn 14	20	15:08:13.253
911	Y. PROTASOV	Hadeca Racing	35	Turn 13	22	15:14:47.627
911	Y. PROTASOV	Hadeca Racing	36	Turn 7	23	15:15:58.805
911	Y. PROTASOV	Hadeca Racing	37	Turn 9	23	15:16:08.145
911	Y. PROTASOV	Hadeca Racing	38	Turn 13	23	15:16:38.431
911	Y. PROTASOV	Hadeca Racing	39	Turn 14	23	15:16:45.588
911	Y. PROTASOV	Hadeca Racing	40	Turn 9	24	15:17:57.684
911	Y. PROTASOV	Hadeca Racing	41	Turn 13	24	15:18:27.367
911	Y. PROTASOV	Hadeca Racing	42	Turn 7	25	15:19:38.017



Porsche Sprint Challenge Iberica

ROUND 6 - BARCELONA

COLLECTIVE TEST 1

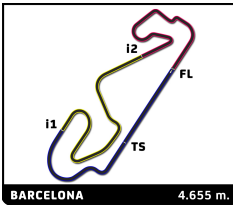
Track Limits Analysis

No	Driver	Team	T.L. Nr	Camera	Lap	Time
						Total Infractions: <input type="text" value="42"/>
917	André FERNANDES	Veloso Motorsport	1	Turn 13	3	14:29:28.377
						Total Infractions: <input type="text" value="1"/>
921	Juan VEGA	Hadeca Racing	1	Turn 7	4	14:30:23.208
921	Juan VEGA	Hadeca Racing	2	Turn 14	3	14:29:18.657
921	Juan VEGA	Hadeca Racing	3	Turn 14	4	14:31:10.716
921	Juan VEGA	Hadeca Racing	4	Turn 14	5	14:33:01.527
921	Juan VEGA	Hadeca Racing	5	Turn 14	6	14:34:52.381
921	Juan VEGA	Hadeca Racing	6	Turn 9	10	14:41:36.216
921	Juan VEGA	Hadeca Racing	7	Turn 14	7	14:36:42.649
921	Juan VEGA	Hadeca Racing	8	Turn 14	8	14:38:32.191
921	Juan VEGA	Hadeca Racing	9	Turn 14	9	14:40:22.795
921	Juan VEGA	Hadeca Racing	10	Turn 14	10	14:42:11.985
921	Juan VEGA	Hadeca Racing	11	Turn 7	13	14:49:55.677
921	Juan VEGA	Hadeca Racing	12	Turn 14	13	14:50:42.721
921	Juan VEGA	Hadeca Racing	13	Turn 14	14	14:52:33.650
921	Juan VEGA	Hadeca Racing	14	Turn 9	14	14:51:57.217
921	Juan VEGA	Hadeca Racing	15	Turn 9	15	14:53:47.022
921	Juan VEGA	Hadeca Racing	16	Turn 14	15	14:54:23.109
921	Juan VEGA	Hadeca Racing	17	Turn 14	16	14:56:12.519
921	Juan VEGA	Hadeca Racing	18	Turn 13	16	14:56:05.754
921	Juan VEGA	Hadeca Racing	19	Turn 9	17	14:57:25.408
921	Juan VEGA	Hadeca Racing	20	Turn 13	17	14:57:55.025
921	Juan VEGA	Hadeca Racing	21	Turn 14	20	15:08:37.390
921	Juan VEGA	Hadeca Racing	22	Turn 13	20	15:08:30.754
921	Juan VEGA	Hadeca Racing	23	Turn 9	21	15:09:50.097
921	Juan VEGA	Hadeca Racing	24	Turn 13	21	15:10:19.626
921	Juan VEGA	Hadeca Racing	25	Turn 14	21	15:10:25.990
921	Juan VEGA	Hadeca Racing	26	Turn 9	22	15:11:38.624
921	Juan VEGA	Hadeca Racing	27	Turn 13	22	15:12:08.432
921	Juan VEGA	Hadeca Racing	28	Turn 14	22	15:12:14.790
921	Juan VEGA	Hadeca Racing	29	Turn 9	23	15:13:26.753
921	Juan VEGA	Hadeca Racing	30	Turn 14	23	15:14:03.720
						Total Infractions: <input type="text" value="30"/>
922	Alejandro BARAMBIO	Equipo GT Corse	1	Turn 9	4	14:27:27.690
922	Alejandro BARAMBIO	Equipo GT Corse	2	Turn 7	5	14:29:05.652
922	Alejandro BARAMBIO	Equipo GT Corse	3	Turn 14	4	14:28:02.925
922	Alejandro BARAMBIO	Equipo GT Corse	4	Turn 14	5	14:29:50.244
922	Alejandro BARAMBIO	Equipo GT Corse	5	Turn 9	7	14:35:46.545
922	Alejandro BARAMBIO	Equipo GT Corse	6	Turn 9	8	14:37:34.145
922	Alejandro BARAMBIO	Equipo GT Corse	7	Turn 9	9	14:39:21.678
922	Alejandro BARAMBIO	Equipo GT Corse	8	Turn 14	7	14:36:21.846
922	Alejandro BARAMBIO	Equipo GT Corse	9	Turn 9	11	14:42:55.819
922	Alejandro BARAMBIO	Equipo GT Corse	10	Turn 14	20	15:02:40.911
922	Alejandro BARAMBIO	Equipo GT Corse	11	Turn 7	23	15:10:06.556
						Total Infractions: <input type="text" value="11"/>
933	Oleksandr DOBIK	Hadeca Racing	1	Turn 13	5	14:32:20.207
933	Oleksandr DOBIK	Hadeca Racing	2	Turn 13	6	14:34:14.077
933	Oleksandr DOBIK	Hadeca Racing	3	Turn 9	7	14:35:37.888
933	Oleksandr DOBIK	Hadeca Racing	4	Turn 14	5	14:32:27.183
933	Oleksandr DOBIK	Hadeca Racing	5	Turn 14	7	14:36:15.047
933	Oleksandr DOBIK	Hadeca Racing	6	Turn 13	11	14:43:50.225
933	Oleksandr DOBIK	Hadeca Racing	7	Turn 14	9	14:40:11.520
933	Oleksandr DOBIK	Hadeca Racing	8	Turn 14	10	14:42:04.989
933	Oleksandr DOBIK	Hadeca Racing	9	Turn 14	11	14:43:57.852
933	Oleksandr DOBIK	Hadeca Racing	10	Turn 13	13	14:47:34.219
933	Oleksandr DOBIK	Hadeca Racing	11	Turn 13	17	14:58:20.293
933	Oleksandr DOBIK	Hadeca Racing	12	Turn 13	18	15:00:13.155
933	Oleksandr DOBIK	Hadeca Racing	13	Turn 13	24	15:11:22.629
933	Oleksandr DOBIK	Hadeca Racing	14	Turn 7	25	15:12:33.557
933	Oleksandr DOBIK	Hadeca Racing	15	Turn 9	27	15:16:26.687
933	Oleksandr DOBIK	Hadeca Racing	16	Turn 14	28	15:18:56.051



Circuit de Barcelona CATALUNYA

9 y 10 de noviembre



Porsche Sprint Challenge Iberica

ROUND 6 - BARCELONA

COLLECTIVE TEST 1

Track Limits Analysis

No	Driver	Team	T.L. Nr	Camera	Lap	Time
Total Infractions:						16
988	Jorge RAMIREZ	RGB Racing Team	1	Turn 9	1	14:22:19.009
988	Jorge RAMIREZ	RGB Racing Team	2	Turn 13	8	14:54:32.548
988	Jorge RAMIREZ	RGB Racing Team	3	Turn 14	9	14:56:32.715
988	Jorge RAMIREZ	RGB Racing Team	4	Turn 13	9	14:56:25.618
988	Jorge RAMIREZ	RGB Racing Team	5	Turn 9	10	14:57:47.349
988	Jorge RAMIREZ	RGB Racing Team	6	Turn 13	10	14:58:18.080
988	Jorge RAMIREZ	RGB Racing Team	7	Turn 14	10	14:58:25.124
988	Jorge RAMIREZ	RGB Racing Team	8	Turn 13	11	15:00:10.083
988	Jorge RAMIREZ	RGB Racing Team	9	Turn 9	14	15:08:43.942
988	Jorge RAMIREZ	RGB Racing Team	10	Turn 13	14	15:09:14.553
988	Jorge RAMIREZ	RGB Racing Team	11	Turn 13	15	15:11:05.693
988	Jorge RAMIREZ	RGB Racing Team	12	Turn 13	17	15:16:33.973
988	Jorge RAMIREZ	RGB Racing Team	13	Turn 13	18	15:18:24.703
988	Jorge RAMIREZ	RGB Racing Team	14	Turn 9	19	15:19:48.558
Total Infractions:						14

Published at:

TOTAL TRACK LIMITS: 200

08/11/2024 Page 4 / 4

