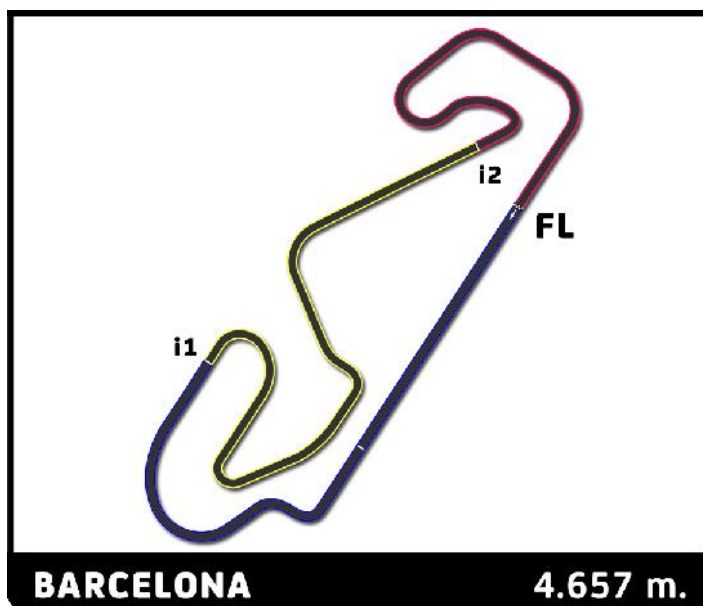


ROUND 4 - BARCELONA

Toyota GR Cup Spain
Results Booklet





Circuit de Barcelona CATALUNYA

9 y 10 de noviembre



Toyota GR Cup Spain ROUND 4 - BARCELONA COLLECTIVE TEST

Classification

No	Driver	Nat	Team	Car	Cl.	Time	Lap	Total	Gap	Kph
1	30 Marcos DE DIEGO	ESP	EFICAR TEAM	Toyota GR86		2:04.098	14	21	-	135.1
2	19 Adrian FERRER	ESP	RX PRORACING	Toyota GR86		2:04.334	18	21	+0.236	134.8
3	14 Ignacio RODRIGUEZ	ESP	AVIASTEC_RACING	Toyota GR86		2:04.341	20	21	+0.243	134.8
4	23 Antonio ALBACETE JR.	ESP	ME-PRE	Toyota GR86		2:04.653	10	14	+0.555	134.5
5	42 Daniel LOSADA	ESP	MOTORISMO RACING TEAM	Toyota GR86		2:04.729	12	17	+0.631	134.4
6	12 Luis Carlos PEREZ	MEX	RX PRORACING	Toyota GR86		2:04.803	20	20	+0.705	134.3
7	80 Antonio ALBACETE	ESP	ME-PRE	Toyota GR86		2:05.124	10	16	+1.026	134.0
8	70 Santiago CASTILLA	ESP	EFICAR TEAM	Toyota GR86		2:05.364	9	17	+1.266	133.7
9	47 Oscar GÓMEZ	ESP	ESCUELA VASCA DE CONDUCCIÓN	Toyota GR86		2:05.447	18	19	+1.349	133.6
10	41 Ivan RIERA	ESP	EFICAR TEAM	Toyota GR86		2:05.621	3	5	+1.523	133.5
11	4 Jose Antonio CHICO	ESP	RX PRORACING	Toyota GR86		2:06.915	19	20	+2.817	132.1
12	86 Albert FÁBREGA	ESP	RX PRORACING	Toyota GR86		2:06.925	20	20	+2.827	132.1

Fastest Lap: Lap 14 | Marcos DE DIEGO | **2:04.098** | 135.1 Kph

Published at:

Track Status: **DRY**

Race Director:
David RODRÍGUEZ

Timekeeper:
Alberto Estébanez





Circuit de Barcelona CATALUNYA

9 y 10 de noviembre



Toyota GR Cup Spain ROUND 4 - BARCELONA COLLECTIVE TEST

Best Top Speed

No Driver	Team	Class	Top 1		Top 2		Top 3		Top 4		Top 5		Avg
			Kph	Lap	Kph	Lap	Kph	Lap	Kph	Lap	Kph	Lap	
14	Ignacio RODRIGUEZ	AVIASTEC_RACING	212.8	14	212.3	20	212.3	11	211.1	15	211.1	17	211.9
12	Luis Carlos PEREZ	RX PRORACING	212.3	8	209.5	12	209.1	9	208.7	11	208.7	10	209.7
70	Santiago CASTILLA	EFICAR TEAM	212.3	7	209.9	10	209.9	6	209.9	5	209.5	17	210.3
19	Adrian FERRER	RX PRORACING	211.5	20	209.1	21	209.1	19	209.1	5	208.7	9	209.5
42	Daniel LOSADA	MOTORISMO RACING TEAM	211.5	17	209.9	16	209.1	13	209.1	12	208.7	8	209.7
30	Marcos DE DIEGO	EFICAR TEAM	210.7	15	210.3	12	210.3	3	209.9	11	209.9	14	210.2
47	Oscar GÓMEZ	ESCUELA VASCA DE CONDUCCIÓN	210.7	8	210.7	7	207.9	15	206.7	3	206.3	16	208.5
23	Antonio ALBACETE JR.	ME-PRE	209.9	6	209.5	14	209.5	11	209.5	10	209.5	5	209.6
41	Ivan RIERA	EFICAR TEAM	209.5	3	209.5	4	209.1	5	158.3	2	118.6	1	181.0
80	Antonio ALBACETE	ME-PRE	208.7	13	208.3	14	208.3	11	207.9	10	207.5	15	208.1
86	Albert FÁBREGA	RX PRORACING	206.7	19	206.7	18	206.7	20	206.3	17	205.9	10	206.5
4	Jose Antonio CHICO	RX PRORACING	203.6	9	203.2	10	202.8	16	202.5	7	202.1	3	202.8



Toyota GR Cup Spain

ROUND 4 - BARCELONA

COLLECTIVE TEST

Best Sector Times

Sector 1			Sector 2			Sector 3			Pos	No Driver	Ideal Lap	Best Lap
Pos	No Driver	Time	No Driver	Time	No Driver	Time						
1	41 I.RIERA	36.661	14 I.RODRIGUEZ	50.179	30 M.DE DIEGO	36.773	1	14 I.RODRIGUEZ	2:03.795	2:04.341	(3)	
2	30 M.DE DIEGO	36.695	19 A.FERRER	50.290	19 A.FERRER	36.777	2	30 M.DE DIEGO	2:03.816	2:04.098	(1)	
3	12 L.PEREZ	36.701	30 M.DE DIEGO	50.348	12 L.PEREZ	36.851	3	19 A.FERRER	2:03.877	2:04.334	(2)	
4	23 A.ALBACETE JR.	36.725	12 L.PEREZ	50.557	14 I.RODRIGUEZ	36.881	4	12 L.PEREZ	2:04.109	2:04.803	(6)	
5	14 I.RODRIGUEZ	36.735	41 I.RIERA	50.565	80 A.ALBACETE	36.977	5	23 A.ALBACETE JR.	2:04.479	2:04.653	(4)	
6	80 A.ALBACETE	36.786	70 S.CASTILLA	50.715	23 A.ALBACETE JR.	37.013	6	41 I.RIERA	2:04.503	2:05.621	(10)	
7	19 A.FERRER	36.810	42 D.LOSADA	50.737	42 D.LOSADA	37.049	7	42 D.LOSADA	2:04.729	2:04.729	(5)	
8	70 S.CASTILLA	36.882	23 A.ALBACETE JR.	50.741	70 S.CASTILLA	37.140	8	70 S.CASTILLA	2:04.737	2:05.364	(8)	
9	42 D.LOSADA	36.943	47 O.GÓMEZ	50.971	47 O.GÓMEZ	37.225	9	80 A.ALBACETE	2:04.771	2:05.124	(7)	
10	47 O.GÓMEZ	36.964	80 A.ALBACETE	51.008	41 I.RIERA	37.277	10	47 O.GÓMEZ	2:05.160	2:05.447	(9)	
11	86 A.FÁBREGA	37.388	4 J.CHICO	51.606	86 A.FÁBREGA	37.623	11	86 A.FÁBREGA	2:06.719	2:06.925	(12)	
12	4 J.CHICO	37.608	86 A.FÁBREGA	51.708	4 J.CHICO	37.673	12	4 J.CHICO	2:06.887	2:06.915	(11)	



Toyota GR Cup Spain

ROUND 4 - BARCELONA

COLLECTIVE TEST

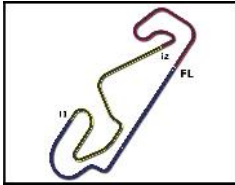
Fastest Lap Sequence

Elapsed	No	Driver	Team	Car	Class	Time	Kph	Lap
10:28.865	12	Luis Carlos PEREZ	RX PRORACING	Toyota GR86		2:07.976	131.0	2
12:39.060	47	Oscar GÓMEZ	ESCUELA VASCA DE CONDUCCIÓN	Toyota GR86		2:06.638	132.4	3
12:45.050	23	Antonio ALBACETE JR.	ME-PRE	Toyota GR86		2:06.192	132.9	3
12:46.603	41	Ivan RIERA	EFICAR TEAM	Toyota GR86		2:05.621	133.5	3
15:03.878	30	Marcos DE DIEGO	EFICAR TEAM	Toyota GR86		2:04.688	134.5	4
19:14.069	30	Marcos DE DIEGO	EFICAR TEAM	Toyota GR86		2:04.476	134.7	6
30:11.873	30	Marcos DE DIEGO	EFICAR TEAM	Toyota GR86		2:04.467	134.7	9
44:08.326	30	Marcos DE DIEGO	EFICAR TEAM	Toyota GR86		2:04.098	135.1	14



Circuit de Barcelona CATALUNYA

9 y 10 de noviembre



BARCELONA 4.657 m.

Toyota GR Cup Spain ROUND 4 - BARCELONA COLLECTIVE TEST

Flag Analysis

Flag	Time
	GREEN FLAG 15:25:00.000
	GREEN FLAG 15:31:13.866
	GREEN FLAG 15:34:02.041
	YELLOW FLAG AT SECTOR 2 16:21:10.178
	GREEN FLAG 16:21:16.050
	CHEQUERED FLAG 16:25:00.000





Toyota GR Cup Spain ROUND 4 - BARCELONA COLLECTIVE TEST

Sector Analysis

_ Invalidated Lap							■ Personal Best							■ Session Best							■ Crossing the pit lane																																																																																																																																							
Lap	Time	Sector 1	Sector 2	Sector 3	T.Sp	Elapsed	Lap	Time	Sector 1	Sector 2	Sector 3	T.Sp	Elapsed	Lap	Time	Sector 1	Sector 2	Sector 3	T.Sp	Elapsed	Lap	Time	Sector 1	Sector 2	Sector 3	T.Sp	Elapsed																																																																																																																																	
4	Jose Antonio CHICO						ESP	9	<u>2:06.262</u>	36.933	50.660	<u>38.669</u>	209.5	29:53.263	10	<u>2:07.443</u>	<u>40.058</u>	50.504	36.881	170.7	32:00.706	11	2:18.494	37.501	50.923	50.070	212.3	34:19.200	12	2:29.481	B	39.715	56.908	52.858	176.2	36:48.681	13	3:44.165	2:15.434	51.552	37.179	138.1	40:32.846	14	<u>2:04.690</u>	36.735	50.705	<u>37.250</u>	212.8	42:37.536	15	<u>2:06.736</u>	<u>36.946</u>	50.441	39.349	211.1	44:44.272	16	<u>2:10.199</u>	37.974	52.517	<u>39.708</u>	183.3	46:54.471	17	2:04.571	36.982	50.518	37.071	211.1	48:59.042	18	2:23.264	B	37.194	50.179	55.891	209.5	51:22.306	19	5:20.644	3:49.947	53.349	37.348	128.1	56:42.950	20	2:04.341	36.938	50.417	36.986	212.3	58:47.291	21	2:04.450	36.901	50.579	36.970	211.1	1:00:51.741																																																								
RX PRORACING Toyota GR86							19 Adrian FERRER ESP							RX PRORACING Toyota GR86																																																																																																																																														
1	8:22.947	6:47.198	55.689	40.060	129.7	8:22.947	1	8:24.050	6:50.287	55.138	38.625	131.1	8:24.050	2	<u>2:07.152</u>	37.937	51.857	<u>37.358</u>	207.5	10:31.202	3	<u>2:05.618</u>	37.317	51.054	<u>37.247</u>	207.1	12:36.820	4	<u>2:04.351</u>	37.059	50.390	<u>36.902</u>	207.1	14:41.171	5	<u>2:18.669</u>	B	<u>36.890</u>	50.759	51.020	209.1	16:59.840	6	6:18.475	4:50.229	51.053	37.193	135.9	23:18.315	7	2:06.427	38.336	51.057	37.034	206.7	25:24.742	8	<u>2:04.381</u>	37.013	50.486	<u>36.882</u>	207.9	27:29.123	9	<u>2:04.807</u>	<u>36.889</u>	50.749	37.169	208.7	29:33.930	10	2:05.329	37.095	50.908	37.326	208.7	31:39.259	11	2:25.150	B	40.955	54.644	49.551	161.8	34:04.409	12	5:19.412	3:42.516	54.749	42.147	139.2	39:23.821	13	<u>2:04.673</u>	<u>37.207</u>	<u>50.465</u>	<u>37.001</u>	205.5	41:28.494	14	2:28.223	B	40.406	56.320	51.497	189.4	43:56.717	15	4:40.005	3:07.041	53.623	39.341	134.4	48:36.722	16	2:05.767	37.835	51.061	36.871	204.4	50:42.489	17	2:04.663	37.116	50.613	36.934	207.1	52:47.152	18	2:04.334	36.994	50.378	36.962	206.3	54:51.486	19	2:04.339	36.987	50.575	36.777	209.1	56:55.825	20	2:15.083	36.810	57.855	40.418	211.5	59:10.908	21	<u>2:04.407</u>	36.891	50.290	<u>37.226</u>	209.1	1:01:15.315
12	Luis Carlos PEREZ						MEX	23 Antonio ALBACETE JR. ESP							ME-PRE Toyota GR86																																																																																																																																													
RX PRORACING Toyota GR86							1							8:30.229	6:54.967	55.538	39.724	122.8	8:30.229	2							2:08.629	38.227	52.605	37.797	199.5	10:38.858																																																																																																																												
1	8:20.889	6:46.250	55.209	39.430	131.5	8:20.889	2	2:06.192	37.363	51.224	37.605	206.7	12:45.050	3							2:05.984	37.379	51.305	37.300	207.5	14:51.034																																																																																																																																		
2	2:07.976	38.426	51.799	37.751	202.8	10:28.865	4							2:05.077	37.060	51.004	37.013	209.5	16:56.111	5							2:04.926	36.857	51.048	37.021	209.9	19:01.037																																																																																																																												
3	<u>2:05.295</u>	37.328	50.912	<u>37.055</u>	205.1	12:34.160	6							2:25.064	B	36.941	52.603	55.520	208.3	21:26.101	7							19:04.514	...	52.728	37.504	126.3	40:30.615																																																																																																																											
4	<u>2:05.284</u>	37.519	50.991	<u>36.774</u>	205.9	14:39.444	8							2:05.303	37.080	51.104	37.119	207.5	42:35.918	9							2:04.653	36.861	50.741	37.051	209.5	44:40.571																																																																																																																												
5	<u>2:04.341</u>	<u>36.830</u>	50.647	36.864	208.3	16:43.785	10							<u>2:04.628</u>	36.725	<u>50.751</u>	37.152	209.5	46:45.199	11							2:33.000	B	40.874	1:00.668	51.458	174.0	49:18.199																																																																																																																											
6	2:15.442	B	36.854	50.875	47.713	18:59.227	12							9:38.879	8:09.970	51.288	37.621	143.4	58:57.078	13							<u>2:05.593</u>	37.402	51.067	<u>37.124</u>	209.5	1:01:02.671																																																																																																																												
7	4:38.911	3:08.812	51.157	38.942	144.4	23:38.138	14																																																																																																																																																					
8	<u>2:06.766</u>	36.701	<u>52.850</u>	<u>37.215</u>	212.3	25:44.904																																																																																																																																																						
9	<u>2:05.549</u>	<u>37.475</u>	50.690	37.384	209.1	27:50.453																																																																																																																																																						
10	<u>2:04.874</u>	37.013	50.979	<u>36.882</u>	208.7	29:55.327																																																																																																																																																						
11	<u>2:04.365</u>	<u>36.957</u>	50.557	36.851	208.7	31:59.692																																																																																																																																																						
12	2:19.451	B	37.191	57.107	45.153	209.5	34:19.143																																																																																																																																																					
13	<u>9:19.773</u>	7:49.609	52.301	<u>37.863</u>	141.7	43:38.916																																																																																																																																																						
14	2:05.813	37.500	50.889	37.424	204.7	45:44.729																																																																																																																																																						
15	2:05.897	37.282	51.338	37.277	205.1	47:50.626																																																																																																																																																						
16	2:37.808	B	37.968	1:11.401	48.439	205.9	50:28.434																																																																																																																																																					
17	5:00.131	3:30.887	51.927	37.317	146.3	55:28.565																																																																																																																																																						
18	<u>2:04.784</u>	37.059	50.610	<u>37.115</u>	207.5	57:33.349																																																																																																																																																						
19	<u>2:05.244</u>	<u>37.162</u>	51.019	37.063	206.7	59:38.593																																																																																																																																																						
20	2:04.803	36.914	50.845	37.044	208.3	1:01:43.396																																																																																																																																																						
14	Ignacio RODRIGUEZ						ESP	30 Marcos DE DIEGO ESP							EFICAR TEAM Toyota GR86																																																																																																																																													
AVIASTEC_RACING Toyota GR86							1							9:46.280	8:06.345	59.471	40.464	134.2	9:46.280	2							2:12.902	40.198	54.832	37.872	176.5	11:59.182																																																																																																																												
1	9:46.280	8:06.345	59.471	40.464	134.2	9:46.280	3							2:09.814	39.084	52.951	37.779	180.0	14:08.996	4							<u>2:06.402</u>	37.795	50.972	<u>37.635</u>	206.3	16:15.398																																																																																																																												
2	2:12.902	40.198	54.832	37.872	176.5	11:59.182	5							<u>2:17.800</u>	42.639	54.497	<u>40.664</u>	157.6	18:33.198	6							<u>2:05.011</u>	<u>37.169</u>	<u>50.704</u>	<u>37.138</u>	209.1	20:38.209																																																																																																																												
3	2:09.814	39.084	52.951	37.779	180.0	14:08.996	7							<u>2:19.846</u>	B	40.112	50.889	48.845	207.5	22:58.055	8							4:48.946	3:20.970	50.916	37.060	129.9	27:47.001																																																																																																																											
4	<u>2:06.402</u>	37.795	50.972	<u>37.635</u>	206.3	16:15.398																																																																																																																																																						
5	<u>2:17.800</u>	42.639	54.497	<u>40.664</u>	157.6	18:33.198																																																																																																																																																						
6	<u>2:05.011</u>	<u>37.169</u>	<u>50.704</u>	<u>37.138</u>	209.1	20:38.209																																																																																																																																																						
7	<u>2:19.846</u>	B	40.112	50.889	48.845	207.5	22:58.055																																																																																																																																																					
8	4:48.946	3:20.970	50.916	37.060	129.9	27:47.001																																																																																																																																																						



Toyota GR Cup Spain

ROUND 4 - BARCELONA

COLLECTIVE TEST

Sector Analysis

_ Invalidated Lap							■ Personal Best							■ Session Best							■ Crossing the pit lane																																																																																																	
Lap	Time	Sector 1	Sector 2	Sector 3	T.Spd	Elapsed	Lap	Time	Sector 1	Sector 2	Sector 3	T.Spd	Elapsed	Lap	Time	Sector 1	Sector 2	Sector 3	T.Spd	Elapsed	Lap	Time	Sector 1	Sector 2	Sector 3	T.Spd	Elapsed																																																																																											
60	Santiago CASTILLA																										ESP																																																																																											
EFICAR TEAM Toyota GR86																																																																																																																						
6	2:07.945	38.418	51.785	37.742	183.6	21:30.076	7	2:06.813	37.474	51.351	37.988	210.7	23:36.889	8	2:22.800	37.064	55.128	50.608	210.7	25:59.689	9	8:16.132	6:45.652	52.406	38.074	131.5	34:15.821	10	2:06.319	37.446	51.292	37.581	205.5	36:22.140	11	2:06.414	37.543	51.162	37.709	205.9	38:28.554	12	2:19.740	38.097	52.996	48.647	205.9	40:48.294	13	4:36.600	3:06.143	51.914	38.543	123.1	45:24.894	14	2:06.855	37.970	51.332	37.553	205.9	47:31.749	15	2:06.210	37.170	51.263	37.777	207.9	49:37.959	16	2:06.151	37.346	51.013	37.792	206.3	51:44.110	17	2:05.919	37.524	51.094	37.301	200.6	53:50.029	18	2:05.447	37.251	50.971	37.225	204.7	55:55.476	19	2:21.577	36.964	53.914	50.699	204.7	58:17.053																					
41	Ivan RIERA																										ESP																																																																																											
EFICAR TEAM Toyota GR86																																																																																																																						
1	8:30.051	6:54.033	55.778	40.240	118.6	8:30.051	2	2:10.931	39.947	53.010	37.974	158.3	10:40.982	3	2:05.621	36.993	51.351	37.277	209.5	12:46.603	4	2:07.338	37.048	51.179	39.111	209.5	14:53.941	5	2:18.826	36.661	50.565	51.600	209.1	17:12.767																																																																																				
42	Daniel LOSADA																										ESP																																																																																											
MOTORISMO RACING TEAM Toyota GR86																																																																																																																						
1	9:33.444	7:11.626	1:18.257	1:03.561	103.2	9:33.444	2	5:02.151	2:44.039	1:14.284	1:03.828	107.0	14:35.595	3	6:47.832	5:12.264	54.759	40.809	143.1	21:23.427	4	2:23.873	39.193	53.475	51.205	197.7	23:47.300	5	3:06.115	1:35.716	52.416	37.983	144.2	26:53.415	6	2:06.639	37.445	51.400	37.794	208.3	29:00.054	7	2:07.220	38.111	51.651	37.458	202.8	31:07.274	8	2:06.045	37.424	51.118	37.503	208.7	33:13.319	9	2:21.323	37.732	51.680	51.911	208.3	35:34.642	10	4:19.737	2:50.043	51.855	37.839	138.5	39:54.379	11	2:05.825	37.378	51.094	37.353	207.5	42:00.204	12	2:04.729	36.943	50.737	37.049	209.1	44:04.933	13	2:21.146	37.218	51.072	52.856	209.1	46:26.079	14	8:21.167	6:51.271	51.858	38.038	137.8	54:47.246	15	2:06.979	37.737	51.504	37.738	206.7	56:54.225	16	2:06.722	37.393	51.956	37.373	209.9	59:00.947	17	2:05.822	37.374	51.080	37.368	211.5	1:01:06.769
47	Oscar GÓMEZ																										ESP																																																																																											
ESCUELA VASCA DE CONDUCCIÓN Toyota GR86																																																																																																																						
1	8:23.086	6:49.369	54.489	39.228	130.2	8:23.086	2	2:09.336	38.314	53.060	37.962	205.5	10:32.422	3	2:06.638	37.437	51.507	37.694	206.7	12:39.060	4	2:20.838	38.950	51.659	50.229	202.8	14:59.898	5	4:22.233	2:52.168	51.868	38.197	130.0	19:22.131																																																																																				
80	Antonio ALBACETE																										ESP																																																																																											
ME-PRE Toyota GR86																																																																																																																						
1	8:38.179	7:01.937	56.372	39.870	107.1	8:38.179	2	2:10.763	39.110	53.366	38.287	192.8	10:48.942	3	2:07.592	37.665	52.220	37.707	205.5	12:56.534	4	2:07.642	37.809	51.602	38.231	206.7	15:04.176	5	2:08.086	38.654	51.358	38.074	207.1	17:12.262	6	2:07.636	38.093	51.719	37.824	202.1	19:19.898	7	2:20.637	37.509	51.182	51.946	206.3	21:40.535	8	6:40.459	5:10.410	52.183	37.866	140.3	28:20.994	9	2:05.235	37.084	51.138	37.013	205.9	30:26.229	10	2:05.124	37.139	51.008	36.977	207.9	32:31.353	11	2:29.110	36.786	55.864	56.460	208.3	35:00.463	12	5:31.001	4:02.009	51.394	37.598	132.7	40:31.464	13	2:05.865	37.226	51.289	37.350	208.7	42:37.329	14	2:06.390	37.705	51.012	37.673	208.3	44:43.719	15	2:05.935	37.274	51.140	37.521	207.5	46:49.654	16	2:39.597	44.525	55.800	59.272	206.7	49:29.251							
86	Albert FÁBREGA																										ESP																																																																																											
RX PRORACING Toyota GR86																																																																																																																						
1	8:57.954	7:11.040	1:03.328	43.586	106.3	8:57.954																																																																																																																



Toyota GR Cup Spain ROUND 4 - BARCELONA COLLECTIVE TEST

Sector Analysis

— Invalidated Lap
 ■ Personal Best
 ■ Session Best
 B Crossing the pit lane

Lap	Time	Sector 1	Sector 2	Sector 3	T.Spd	Elapsed	Lap	Time	Sector 1	Sector 2	Sector 3	T.Spd	Elapsed
2	2:17.584	41.563	55.686	40.335	176.5	11:15.538							
3	2:13.891	39.569	54.480	39.842	195.2	13:29.429							
4	2:11.993	39.374	53.351	39.268	200.6	15:41.422							
5	2:10.659	38.715	52.930	39.014	201.7	17:52.081							
6	2:22.760 B	38.560	52.647	51.553	200.6	20:14.841							
7	4:52.888	3:16.213	56.236	40.439	113.5	25:07.729							
8	2:08.692	38.140	52.161	38.391	202.8	27:16.421							
9	2:09.030	38.155	52.198	38.677	202.5	29:25.451							
10	2:10.399	37.917	53.767	38.715	205.9	31:35.850							
11	2:07.999	37.796	52.007	38.196	205.1	33:43.849							
12	2:08.183	37.953	52.134	38.096	204.7	35:52.032							
13	2:30.207 B	37.947	55.607	56.653	205.5	38:22.239							
14	8:57.702	7:22.622	55.027	40.053	87.2	47:19.941							
15	2:08.683	37.957	52.216	38.510	204.0	49:28.624							
16	2:07.347	37.815	51.708	37.824	204.4	51:35.971							
17	2:07.126	37.432	52.071	37.623	206.3	53:43.097							
18	<u>2:06.856</u>	37.388	<u>51.676</u>	37.792	206.7	55:49.953							
19	<u>2:07.036</u>	37.392	<u>51.674</u>	37.970	206.7	57:56.989							
20	2:06.925	37.397	51.722	37.806	206.7	1:00:03.914							



Toyota GR Cup Spain ROUND 4 - BARCELONA COLLECTIVE TEST

Track Limits Analysis

No	Driver	Team	T.L. Nr	Camera	Lap	Time
4	Jose Antonio CHICO	RX PRORACING	1	Turn 9	2	15:34:47.416
4	Jose Antonio CHICO	RX PRORACING	2	Turn 13	2	15:35:22.973
4	Jose Antonio CHICO	RX PRORACING	3	Turn 9	3	15:36:56.894
4	Jose Antonio CHICO	RX PRORACING	4	Turn 14	6	15:49:01.789
4	Jose Antonio CHICO	RX PRORACING	5	Turn 14	17	16:17:15.935
4	Jose Antonio CHICO	RX PRORACING	6	Turn 7	20	16:22:45.228
Total Infractions:						6
12	Luis Carlos PEREZ	RX PRORACING	1	Turn 13	3	15:37:22.311
12	Luis Carlos PEREZ	RX PRORACING	2	Turn 14	4	15:39:34.591
12	Luis Carlos PEREZ	RX PRORACING	3	Turn 7	8	15:49:45.759
12	Luis Carlos PEREZ	RX PRORACING	4	Turn 14	8	15:50:40.066
12	Luis Carlos PEREZ	RX PRORACING	5	Turn 14	10	15:54:50.390
12	Luis Carlos PEREZ	RX PRORACING	6	Turn 13	13	16:08:26.658
12	Luis Carlos PEREZ	RX PRORACING	7	Turn 14	18	16:22:28.392
Total Infractions:						7
14	Ignacio RODRIGUEZ	AVIASTEC_RACING	1	Turn 14	4	15:41:09.649
14	Ignacio RODRIGUEZ	AVIASTEC_RACING	2	Turn 9	5	15:42:43.889
14	Ignacio RODRIGUEZ	AVIASTEC_RACING	3	Turn 13	5	15:43:21.789
14	Ignacio RODRIGUEZ	AVIASTEC_RACING	4	Turn 14	5	15:43:28.867
14	Ignacio RODRIGUEZ	AVIASTEC_RACING	5	Turn 7	6	15:44:41.357
14	Ignacio RODRIGUEZ	AVIASTEC_RACING	6	Turn 14	6	15:45:33.202
14	Ignacio RODRIGUEZ	AVIASTEC_RACING	7	Turn 14	9	15:54:46.395
14	Ignacio RODRIGUEZ	AVIASTEC_RACING	8	Turn 14	14	16:07:33.192
14	Ignacio RODRIGUEZ	AVIASTEC_RACING	9	Turn 13	16	16:11:42.269
Total Infractions:						9
19	Adrian FERRER	RX PRORACING	1	Turn 13	2	15:35:19.041
19	Adrian FERRER	RX PRORACING	2	Turn 13	3	15:37:24.711
19	Adrian FERRER	RX PRORACING	3	Turn 14	4	15:39:36.533
19	Adrian FERRER	RX PRORACING	4	Turn 14	8	15:52:24.662
19	Adrian FERRER	RX PRORACING	5	Turn 9	13	16:05:42.947
19	Adrian FERRER	RX PRORACING	6	Turn 14	21	16:26:10.126
Total Infractions:						6
23	Antonio ALBACETE JR.	ME-PRE	1	Turn 7	11	16:10:48.960
23	Antonio ALBACETE JR.	ME-PRE	2	Turn 13	14	16:25:50.734
Total Infractions:						2
30	Marcos DE DIEGO	EFICAR TEAM	1	Turn 13	15	16:11:00.601
Total Infractions:						1
41	Ivan RIERA	EFICAR TEAM	1	Turn 13	2	15:35:29.175
Total Infractions:						1
42	Daniel LOSADA	MOTORISMO RACING TEAM	1	Turn 14	6	15:53:54.399
42	Daniel LOSADA	MOTORISMO RACING TEAM	2	Turn 14	14	16:19:42.073
Total Infractions:						2
70	Santiago CASTILLA	EFICAR TEAM	1	Turn 14	13	16:09:57.400
70	Santiago CASTILLA	EFICAR TEAM	2	Turn 13	17	16:26:09.940
Total Infractions:						2
80	Antonio ALBACETE	ME-PRE	1	Turn 9	4	15:39:17.014
80	Antonio ALBACETE	ME-PRE	2	Turn 7	11	15:58:39.687
Total Infractions:						2
86	Albert FÁBREGA	RX PRORACING	1	Turn 7	18	16:19:52.302
86	Albert FÁBREGA	RX PRORACING	2	Turn 7	19	16:21:58.893
Total Infractions:						2



Circuit de Barcelona CATALUNYA

9 y 10 de noviembre



Toyota GR Cup Spain ROUND 4 - BARCELONA COLLECTIVE TEST

Track Limits Analysis

No	Driver	Team	T.L. Nr	Camera	Lap	Time
						TOTAL TRACK LIMITS: 40

Published at:





Circuit de Barcelona CATALUNYA

9 y 10 de noviembre




Toyota GR Cup Spain ROUND 4 - BARCELONA COLLECTIVE TEST

Race Director Report

Hour	Flag	Message
15:25:27		NEXT SESSION WILL NOT START ON TIME
15:27:05	GF	GREEN FLAG
15:29:26		START TIME WILL BE ANNOUNCED ASAP
15:30:50		START TIME 15:31
15:31:13	GF	GREEN FLAG
15:31:13		GREEN FLAG
15:34:02	GF	GREEN FLAG
16:21:10		YELLOW FLAG AT TURN 8
16:21:10	YF	YELLOW FLAG AT TURN 7
16:21:16	GF	GREEN FLAG
16:21:16		YELLOW FLAG REMOVED AT TURN 8

Published at:

Race Director: Luis González	Timekeeper: Alberto Estébanez	
--	---	---

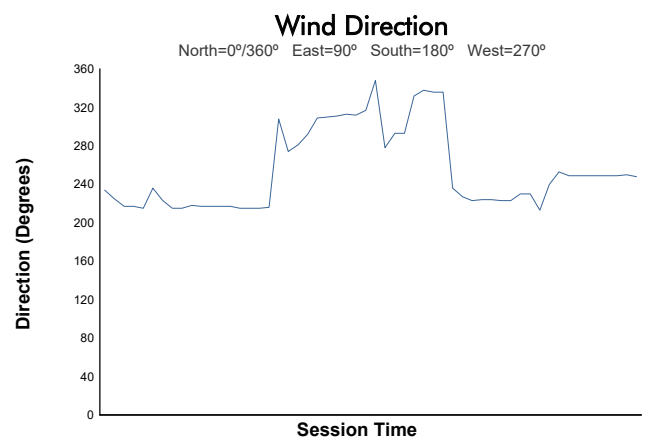
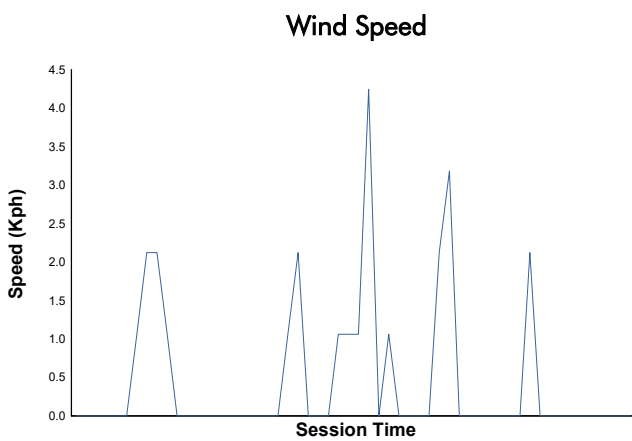
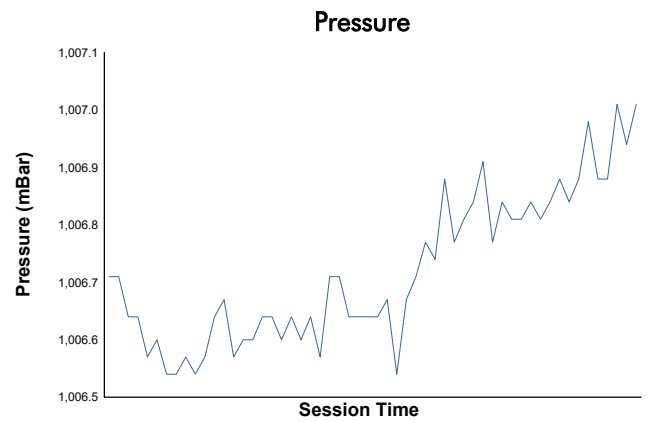
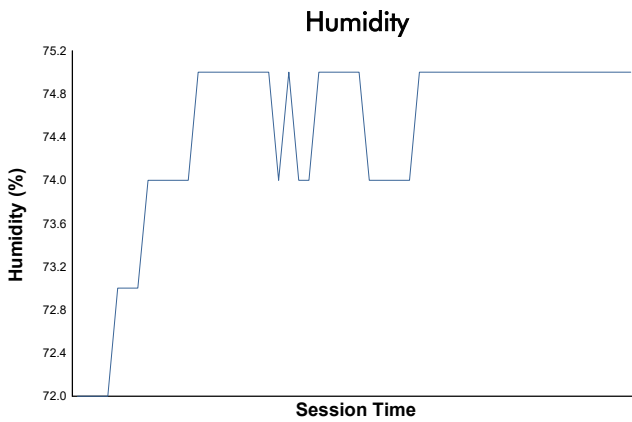
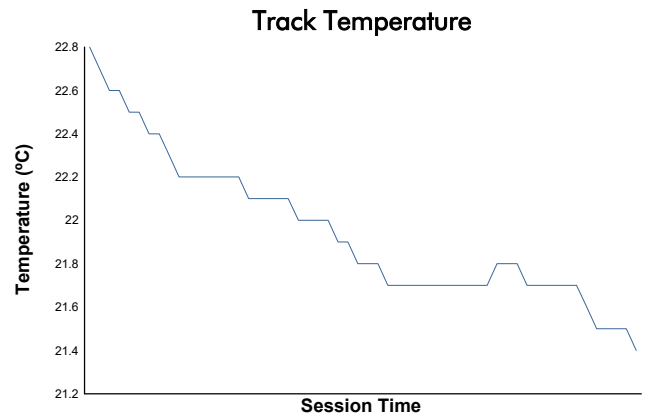
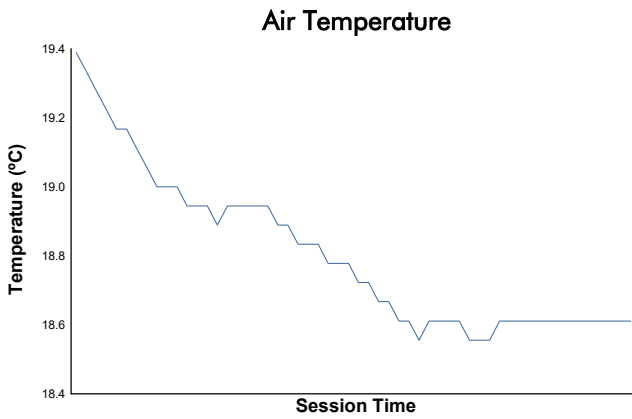




ROUND 4 - BARCELONA

Toyota GR Cup Spain COLLECTIVE TEST

Weather Report



Track Status: **DRY**



Circuit de Barcelona CATALUNYA

9 y 10 de noviembre



Toyota GR Cup Spain ROUND 4 - BARCELONA FREE PRACTICE

Classification

No	Driver	Nat	Team	Car	Cl.	Time	Lap	Total	Gap	Kph
1	23 Antonio ALBACETE JR.	ESP	ME-PRE	Toyota GR86		2:03.817	14	15	-	135.4
2	19 Adrian FERRER	ESP	RX PRORACING	Toyota GR86		2:03.843	11	14	+0.026	135.4
3	30 Marcos DE DIEGO	ESP	EFICAR TEAM	Toyota GR86		2:03.963	11	15	+0.146	135.2
4	14 Ignacio RODRIGUEZ	ESP	AVIASTEC_RACING	Toyota GR86		2:04.034	13	15	+0.217	135.2
5	12 Luis Carlos PEREZ	MEX	RX PRORACING	Toyota GR86		2:04.233	9	15	+0.416	134.9
6	70 Santiago CASTILLA	ESP	EFICAR TEAM	Toyota GR86		2:04.479	5	15	+0.662	134.7
7	42 Daniel LOSADA	ESP	MOTORISMO RACING TEAM	Toyota GR86		2:04.619	11	16	+0.802	134.5
8	47 Oscar GÓMEZ	ESP	ESCUELA VASCA DE CONDUCCIÓN	Toyota GR86		2:05.085	7	11	+1.268	134.0
9	80 Antonio ALBACETE	ESP	ME-PRE	Toyota GR86		2:05.857	8	13	+2.040	133.2
10	86 Albert FÁBREGA	ESP	RX PRORACING	Toyota GR86		2:06.454	17	17	+2.637	132.6
11	4 Jose Antonio CHICO	ESP	RX PRORACING	Toyota GR86		2:06.568	17	17	+2.751	132.5
12	41 Ivan RIERA	ESP	EFICAR TEAM	Toyota GR86		2:07.545	2	11	+3.728	131.4

Fastest Lap:	Lap 14	Antonio ALBACETE JR.	2:03.817	135.4 Kph
---------------------	--------	----------------------	-----------------	-----------

Published at:

Track Status: **DRY**

Race Director: David RODRÍGUEZ	Timekeeper: Alberto Estébanez	
--	---	--





Circuit de Barcelona CATALUNYA

9 y 10 de noviembre



Toyota GR Cup Spain ROUND 4 - BARCELONA FREE PRACTICE

Best Top Speed

No Driver	Team	Class	Top 1		Top 2		Top 3		Top 4		Top 5		Avg
			Kph	Lap	Kph	Lap	Kph	Lap	Kph	Lap	Kph	Lap	
70 Santiago CASTILLA	EFICAR TEAM		213.6	3	211.9	10	211.5	6	211.1	9	211.1	5	211.8
14 Ignacio RODRIGUEZ	AVIASTEC RACING		212.3	15	211.5	12	211.5	3	211.1	14	211.1	13	211.5
42 Daniel LOSADA	MOTORISMO RACING TEAM		212.3	5	211.5	13	210.7	12	210.3	6	210.3	4	211.0
23 Antonio ALBACETE JR.	ME-PRE		211.5	15	210.7	13	210.3	11	209.9	9	209.5	10	210.4
41 Ivan RIERA	EFICAR TEAM		210.7	11	209.1	10	209.1	3	208.3	5	207.9	6	209.0
12 Luis Carlos PEREZ	RX PRORACING		209.9	15	209.1	14	209.1	6	208.7	13	208.3	10	209.0
19 Adrian FERRER	RX PRORACING		209.1	12	208.7	11	208.7	4	207.9	8	207.9	3	208.5
30 Marcos DE DIEGO	EFICAR TEAM		209.1	6	208.3	12	207.9	15	207.9	14	207.9	13	208.2
86 Albert FÁBREGA	RX PRORACING		208.3	10	207.9	17	207.9	16	207.9	15	207.9	14	208.0
80 Antonio ALBACETE	ME-PRE		207.9	11	207.5	8	206.7	10	206.3	3	204.0	6	206.5
47 Oscar GÓMEZ	ESCUELA VASCA DE CONDUCCIÓN		207.9	11	207.5	7	207.5	6	207.1	8	206.7	5	207.3
4 Jose Antonio CHICO	RX PRORACING		205.1	17	205.1	16	205.1	15	205.1	10	204.4	12	205.0



Toyota GR Cup Spain

ROUND 4 - BARCELONA

FREE PRACTICE

Best Sector Times

Sector 1			Sector 2			Sector 3			Pos	No Driver	Ideal Lap	Best Lap
Pos	No Driver	Time	No Driver	Time	No Driver	Time						
1	23 A.ALBACETE JR.	36.553	70 S.CASTILLA	50.021	30 M.DE DIEGO	36.828	1	23 A.ALBACETE JR.	2:03.687	2:03.817	(1)	
2	30 M.DE DIEGO	36.651	19 A.FERRER	50.154	14 I.RODRIGUEZ	36.928	2	30 M.DE DIEGO	2:03.754	2:03.963	(3)	
3	12 L.PEREZ	36.679	23 A.ALBACETE JR.	50.165	12 L.PEREZ	36.943	3	19 A.FERRER	2:03.843	2:03.843	(2)	
4	70 S.CASTILLA	36.690	12 L.PEREZ	50.251	19 A.FERRER	36.950	4	12 L.PEREZ	2:03.873	2:04.233	(5)	
5	41 I.RIERA	36.726	14 I.RODRIGUEZ	50.261	42 D.LOSADA	36.952	5	14 I.RODRIGUEZ	2:04.004	2:04.034	(4)	
6	19 A.FERRER	36.739	30 M.DE DIEGO	50.275	23 A.ALBACETE JR.	36.969	6	70 S.CASTILLA	2:04.020	2:04.479	(6)	
7	42 D.LOSADA	36.814	41 I.RIERA	50.485	70 S.CASTILLA	37.309	7	42 D.LOSADA	2:04.252	2:04.619	(7)	
8	14 I.RODRIGUEZ	36.815	42 D.LOSADA	50.486	4 J.CHICO	37.386	8	47 O.GÓMEZ	2:04.962	2:05.085	(8)	
9	47 O.GÓMEZ	36.917	47 O.GÓMEZ	50.549	47 O.GÓMEZ	37.496	9	41 I.RIERA	2:05.026	2:07.545	(12)	
10	80 A.ALBACETE	37.088	80 A.ALBACETE	50.736	41 I.RIERA	37.815	10	80 A.ALBACETE	2:05.765	2:05.857	(9)	
11	86 A.FÁBREGA	37.253	86 A.FÁBREGA	51.293	86 A.FÁBREGA	37.908	11	4 J.CHICO	2:06.038	2:06.568	(11)	
12	4 J.CHICO	37.298	4 J.CHICO	51.354	80 A.ALBACETE	37.941	12	86 A.FÁBREGA	2:06.454	2:06.454	(10)	



Toyota GR Cup Spain ROUND 4 - BARCELONA FREE PRACTICE

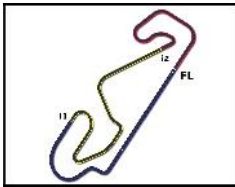
Fastest Lap Sequence

Elapsed	No	Driver	Team	Car	Class	Time	Kph	Lap
4:44.622	12	Luis Carlos PEREZ	RX PRORACING	Toyota GR86		2:07.434	131.6	2
5:15.470	23	Antonio ALBACETE JR.	ME-PRE	Toyota GR86		2:07.266	131.7	2
6:50.376	12	Luis Carlos PEREZ	RX PRORACING	Toyota GR86		2:05.754	133.3	3
6:55.136	19	Adrian FERRER	RX PRORACING	Toyota GR86		2:04.657	134.5	3
8:55.017	12	Luis Carlos PEREZ	RX PRORACING	Toyota GR86		2:04.641	134.5	4
10:59.527	12	Luis Carlos PEREZ	RX PRORACING	Toyota GR86		2:04.510	134.6	5
11:52.382	70	Santiago CASTILLA	EFICAR TEAM	Toyota GR86		2:04.479	134.7	5
19:32.352	19	Adrian FERRER	RX PRORACING	Toyota GR86		2:04.476	134.7	8
21:05.086	14	Ignacio RODRIGUEZ	AVIASTEC_RACING	Toyota GR86		2:04.194	135.0	9
28:10.365	19	Adrian FERRER	RX PRORACING	Toyota GR86		2:03.843	135.4	11
35:54.237	23	Antonio ALBACETE JR.	ME-PRE	Toyota GR86		2:03.817	135.4	14



Circuit de Barcelona CATALUNYA

9 y 10 de noviembre



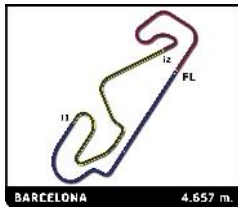
BARCELONA 4.657 m.

Toyota GR Cup Spain ROUND 4 - BARCELONA FREE PRACTICE

Flag Analysis

Flag	Time
	GREEN FLAG 10:36:00.000
	GREEN FLAG 10:37:09.127
	GREEN FLAG 10:37:14.024
	YELLOW FLAG AT SECTOR 2 10:59:38.359
	GREEN FLAG 10:59:40.860
	CHEQUERED FLAG 11:16:00.000





Toyota GR Cup Spain ROUND 4 - BARCELONA FREE PRACTICE

Sector Analysis

— Invalidated Lap

■ Personal Best

■ Session Best

B Crossing the pit lane

Lap	Time	Sector 1	Sector 2	Sector 3	T.Sp	Elapsed	Lap	Time	Sector 1	Sector 2	Sector 3	T.Sp	Elapsed	
4	Jose Antonio CHICO ESP RX PRORACING Toyota GR86						19	Adrian FERRER ESP RX PRORACING Toyota GR86						
1	2:50.352	1:12.545	55.787	42.020	124.0	2:50.352	1	2:44.817	1:08.991	56.608	39.218	137.3	2:44.817	
2	2:10.778	38.817	52.792	39.169	199.9	5:01.130	2	<u>2:05.662</u>	37.454	50.825	<u>37.383</u>	205.5	4:50.479	
3	2:09.983	38.217	53.062	38.704	201.3	7:11.113	3	2:04.657	37.037	50.350	37.270	207.9	6:55.136	
4	2:08.311	37.899	52.043	38.369	202.1	9:19.424	4	2:30.210 B	39.629	57.642	52.939	208.7	9:25.346	
5	2:07.383	37.752	51.668	37.963	203.2	11:26.807	5	3:52.628	2:19.293	54.171	39.164	107.8	13:17.974	
6	2:07.086	37.584	51.599	37.903	203.2	13:33.893	6	2:04.903	37.038	50.469	37.396	207.1	15:22.877	
7	2:06.637	37.337	51.354	37.946	204.4	15:40.530	7	2:04.999	37.090	50.390	37.519	207.5	17:27.876	
8	2:22.413 B	37.434	54.307	50.672	203.2	18:02.943	8	2:04.476	36.938	50.306	37.232	207.9	19:32.352	
9	6:15.936	4:41.431	56.063	38.442	136.6	24:18.879	9	2:29.414 B	39.698	50.991	58.725	180.9	22:01.766	
10	2:27.813	43.538	1:04.643	39.632	205.1	26:46.692	10	4:04.756	2:35.693	51.847	37.216	139.4	26:06.522	
11	<u>2:07.376</u>	37.901	51.644	<u>37.831</u>	204.4	28:54.068	11	2:03.843	36.739	50.154	36.950	208.7	28:10.365	
12	<u>2:07.699</u>	<u>37.935</u>	51.750	38.014	204.4	31:01.767	12	2:04.366	36.793	50.274	37.299	209.1	30:14.731	
13	2:07.037	37.675	51.724	37.638	202.1	33:08.804	13	2:05.300	37.077	50.736	37.487	206.3	32:20.031	
14	2:06.881	37.814	51.538	37.529	204.0	35:15.685	14	2:33.636 B	42.184	57.901	53.551	161.5	34:53.667	
15	2:06.607	37.705	51.516	37.386	205.1	37:22.292								
16	2:07.543	37.298	51.826	38.419	205.1	39:29.835								
17	2:06.568	37.365	51.704	37.499	205.1	41:36.403								
12	Luis Carlos PEREZ MEX RX PRORACING Toyota GR86						23	Antonio ALBACETE JR. ESP ME-PRE Toyota GR86						
1	2:37.188	1:03.926	53.726	39.536	134.9	2:37.188	1	3:08.204	1:34.537	54.355	39.312	134.7	3:08.204	
2	2:07.434	37.669	51.536	38.229	204.7	4:44.622	2	2:07.266	37.392	51.639	38.235	205.5	5:15.470	
3	2:05.754	37.070	51.023	37.661	207.5	6:50.376	3	2:05.949	37.084	50.888	37.977	208.3	7:21.419	
4	2:04.641	36.849	50.485	37.307	208.3	8:55.017	4	2:05.346	36.889	50.730	37.727	208.7	9:26.765	
5	2:04.510	36.919	50.251	37.340	208.3	10:59.527	5	2:04.948	36.869	50.590	37.489	209.1	11:31.713	
6	2:16.623 B	37.890	52.369	46.364	209.1	13:16.150	6	2:26.472 B	39.014	54.206	53.252	191.4	13:58.185	
7	8:55.110	7:17.961	59.301	37.848	115.9	22:11.260	7	4:10.981	2:42.552	50.857	37.572	145.2	18:09.166	
8	<u>2:04.936</u>	36.679	51.051	<u>37.206</u>	207.9	24:16.196	8	2:04.981	36.822	50.880	37.279	209.1	20:14.147	
9	2:04.233	36.955	50.335	36.943	207.1	26:20.429	9	2:04.503	36.716	50.604	37.183	209.9	22:18.650	
10	2:04.812	36.970	50.510	37.332	208.3	28:25.241	10	2:09.523	38.263	53.479	37.781	209.5	24:28.173	
11	2:15.820 B	37.588	53.380	44.852	207.5	30:41.061	11	<u>2:24.927 B</u>	36.553	50.886	<u>57.488</u>	210.3	26:53.100	
12	3:57.848	2:29.685	50.748	37.415	136.9	34:38.909	12	4:52.995	3:25.368	50.586	37.041	144.6	31:46.095	
13	2:05.119	37.156	50.629	37.334	208.7	36:44.028	13	2:04.325	36.640	50.522	37.163	210.7	33:50.420	
14	<u>2:04.680</u>	37.123	50.455	<u>37.102</u>	209.1	38:48.708	14	2:03.817	36.683	50.165	36.969	209.1	35:54.237	
15	2:04.831	37.151	50.473	37.207	209.9	40:53.539	15	<u>2:04.031</u>	36.563	<u>50.592</u>	<u>36.869</u>	211.5	37:58.268	
14	Ignacio RODRIGUEZ ESP AVIASTEC_RACING Toyota GR86						30	Marcos DE DIEGO ESP EFICAR TEAM Toyota GR86						
1	3:06.628	1:33.140	54.279	39.209	125.3	3:06.628	1	3:56.016	2:08.872	1:03.825	43.319	108.6	3:56.016	
2	2:09.883	37.986	53.796	38.101	208.7	5:16.511	2	2:23.296	42.430	59.476	41.390	157.6	6:19.312	
3	<u>2:05.427</u>	37.290	50.601	<u>37.536</u>	211.5	7:21.938	3	2:15.733	40.541	54.807	40.385	174.0	8:35.045	
4	<u>2:12.138 B</u>	<u>37.111</u>	50.455	<u>44.572</u>	210.7	9:34.076	4	2:13.232	39.781	55.262	38.189	204.0	10:48.277	
5	<u>3:11.131</u>	1:40.976	52.033	<u>38.122</u>	118.9	12:45.207	5	2:05.316	37.204	50.808	37.304	207.1	12:53.593	
6	2:05.661	37.178	50.641	37.842	208.7	14:50.868	6	2:35.530 B	36.727	1:00.169	58.634	209.1	15:29.123	
7	2:05.515	37.419	50.630	37.466	208.7	16:56.383	7	7:50.560	6:08.747	1:03.595	38.218	132.4	23:19.683	
8	2:04.509	37.001	50.416	37.092	208.7	19:00.892	8	2:04.368	36.882	50.480	37.006	206.7	25:24.051	
9	2:04.194	36.815	50.304	37.075	210.3	21:05.086	9	2:11.602	36.651	57.919	37.032	207.9	27:35.653	
10	2:19.565 B	36.890	55.011	47.664	211.1	23:24.651	10	<u>2:04.043</u>	36.812	<u>50.239</u>	<u>36.992</u>	207.5	29:39.696	
11	<u>3:37.318</u>	1:59.600	59.059	<u>38.659</u>	133.9	27:01.969	11	2:03.963	36.860	50.275	36.828	206.7	31:43.659	
12	<u>2:10.291</u>	<u>36.780</u>	55.813	37.698	211.5	29:12.260	12	2:04.308	36.807	50.459	37.042	208.3	33:47.967	
13	2:04.034	36.845	50.261	36.928	211.1	31:16.294	13	2:04.385	36.954	50.291	37.140	207.9	35:52.352	
14	<u>2:15.112</u>	41.049	56.284	<u>37.779</u>	211.1	33:31.406	14	2:04.497	36.915	50.549	37.033	207.9	37:56.849	
15	<u>2:21.783 B</u>	<u>36.924</u>	<u>50.670</u>	54.189	212.3	35:53.189	15	2:22.691 B	37.014	53.404	52.273	207.9	40:19.540	
41	Ivan RIERA ESP EFICAR TEAM Toyota GR86													
1	3:21.556	1:46.688	55.107	39.761	128.4	3:21.556								



Toyota GR Cup Spain

ROUND 4 - BARCELONA

FREE PRACTICE

Sector Analysis

_ Invalidated Lap							■ Personal Best							■ Session Best							■ Crossing the pit lane																																																																																																	
Lap	Time	Sector 1	Sector 2	Sector 3	T.Spd	Elapsed	Lap	Time	Sector 1	Sector 2	Sector 3	T.Spd	Elapsed	Lap	Time	Sector 1	Sector 2	Sector 3	T.Spd	Elapsed	Lap	Time	Sector 1	Sector 2	Sector 3	T.Spd	Elapsed																																																																																											
42 Daniel LOSADA ESP																																																																																																																						
MOTORISMO RACING TEAM Toyota GR86																																																																																																																						
1	3:24.779	1:49.136	54.729	40.914	133.6	3:24.779	2	2:09.779	38.202	52.979	38.598	206.3	5:34.558	3	2:08.196	38.405	51.841	37.950	187.4	7:42.754	4	2:05.835	37.115	51.111	37.609	210.3	9:48.589	5	2:06.630	37.449	51.450	37.731	212.3	11:55.219	6	2:05.028	36.904	50.586	37.538	210.3	14:00.247	7	2:27.012B	37.542	58.358	51.112	207.1	16:27.259	8	4:26.242	2:56.624	51.997	37.621	118.7	20:53.501	9	2:06.063	36.856	50.985	38.222	208.7	22:59.564	10	2:05.781	37.208	50.917	37.656	207.9	25:05.345	11	2:04.619	37.181	50.486	36.952	208.7	27:09.964	12	2:05.161	37.056	50.972	37.133	210.7	29:15.125	13	2:05.172	36.814	50.946	37.412	211.5	31:20.297	14	2:04.620	36.799	50.501	37.320	209.9	33:24.917	15	2:05.225	37.153	50.959	37.113	209.5	35:30.142	16	2:21.846B	37.247	51.431	53.168	209.9	37:51.988							
47 Oscar GÓMEZ ESP																																																																																																																						
ESCUELA VASCA DE CONDUCCIÓN Toyota GR86																																																																																																																						
1	3:04.000	1:29.628	54.929	39.443	118.2	3:04.000	2	2:07.946	38.312	51.698	37.936	202.1	5:11.946	3	2:26.035B	37.270	51.274	57.491	206.3	7:37.981	4	4:39.161	3:10.169	51.159	37.833	140.1	12:17.142	5	2:05.596	37.009	50.904	37.683	206.7	14:22.738	6	2:05.347	36.956	50.895	37.496	207.5	16:28.085	7	2:05.085	36.917	50.549	37.619	207.5	18:33.170	8	2:05.715	37.075	50.659	37.981	207.1	20:38.885	9	2:21.378B	39.473	53.020	48.885	182.7	23:00.263	10	4:47.979	3:19.559	50.887	37.533	120.9	27:48.242	11	2:26.955B	37.194	53.738	56.023	207.9	30:15.197																																										
70 Santiago CASTILLA ESP																																																																																																																						
EFICAR TEAM Toyota GR86																																																																																																																						
1	3:25.306	1:50.873	54.146	40.287	129.3	3:25.306	2	2:09.672	38.607	52.527	38.538	202.1	5:34.978	3	2:05.959	37.048	50.751	38.160	213.6	7:40.937	4	2:06.966	37.006	50.190	39.770	210.7	9:47.903	5	2:04.479	36.759	50.054	37.666	211.1	11:52.382	6	2:23.303B	36.690	50.652	55.961	211.5	14:15.685	7	3:50.397	2:22.635	50.033	37.729	142.5	18:06.082	8	2:04.999	37.195	50.021	37.783	209.9	20:11.081	9	2:13.697	37.036	59.185	37.476	211.1	22:24.778	10	2:56.913B	36.937	1:22.471	57.505	211.9	25:21.691	11	7:06.076	5:37.450	51.273	37.353	104.9	32:27.767																																										
80 Antonio ALBACETE ESP																																																																																																																						
ME-PRE Toyota GR86																																																																																																																						
1	3:18.025	1:43.624	54.189	40.212	132.7	3:18.025	2	2:08.469	38.640	51.652	38.177	203.6	5:26.494	3	2:21.011B	37.424	51.412	52.168	206.3	7:47.505	4	7:15.599	5:45.297	51.591	38.711	131.6	15:03.104	5	2:06.889	37.563	51.145	38.181	202.8	17:09.993	6	2:30.691B	37.494	51.800	1:01.397	204.0	19:40.684	7	2:41.516	1:11.933	51.363	38.220	116.3	22:22.200	8	2:05.857	37.088	50.736	38.033	207.5	24:28.057	9	2:08.481	38.068	52.472	37.941	189.4	26:36.538	10	2:06.679	37.342	51.138	38.199	206.7	28:43.217	11	2:19.413	37.353	51.707	50.353	207.9	31:02.630	12	2:47.770	50.226	1:11.197	46.347	125.4	33:50.400	13	2:38.150B	39.758	55.695	1:02.697	166.5	36:28.550																												
86 Albert FÁBREGA ESP																																																																																																																						
RX PRORACING Toyota GR86																																																																																																																						
1	4:03.848	2:27.130	56.084	40.634	114.0	4:03.848	2	2:12.004	38.435	53.841	39.728	202.1	6:15.852	3	2:10.371	38.291	52.723	39.357	203.2	8:26.223	4	2:10.417	38.077	52.823	39.517	203.6	10:36.640	5	2:21.460B	37.657	52.542	51.261	205.1	12:58.100	6	4:51.746	3:14.932	53.850	42.964	134.7	17:49.846	7	2:09.516	38.161	52.463	38.892	201.7	19:59.362	8	2:09.178	38.118	52.438	38.622	206.7	22:08.540	9	2:09.536	37.884	52.964	38.688	204.7	24:18.076	10	2:07.966	37.757	51.887	38.322	208.3	26:26.042	11	2:07.980	37.754	51.843	38.383	207.5	28:34.022	12	2:08.390	38.074	51.901	38.415	207.5	30:42.412	13	2:07.134	37.543	51.565	38.026	206.3	32:49.546	14	2:07.256	37.504	51.767	37.985	207.9	34:56.802	15	2:06.981	37.404	51.653	37.924	207.9	37:03.783	16	2:07.145	37.588	51.365	38.192	207.9	39:10.928	17	2:06.454	37.253	51.293	37.908	207.9	41:17.382



Circuit de Barcelona CATALUNYA

9 y 10 de noviembre



Toyota GR Cup Spain ROUND 4 - BARCELONA FREE PRACTICE

Track Limits Analysis

No	Driver	Team	T.L. Nr	Camera	Lap	Time	
4	Jose Antonio CHICO	RX PRORACING	1	Turn 14	11	11:04:49.112	Total Infractions: <input type="text" value="1"/>
12	Luis Carlos PEREZ	RX PRORACING	1	Turn 13	8	11:00:04.547	Total Infractions: <input type="text" value="2"/>
12	Luis Carlos PEREZ	RX PRORACING	2	Turn 13	14	11:14:37.021	
14	Ignacio RODRIGUEZ	AVIASTEC_RACING	1	Turn 14	3	10:43:17.445	Total Infractions: <input type="text" value="5"/>
14	Ignacio RODRIGUEZ	AVIASTEC_RACING	2	Turn 13	5	10:48:33.466	
14	Ignacio RODRIGUEZ	AVIASTEC_RACING	3	Turn 14	11	11:02:57.380	
14	Ignacio RODRIGUEZ	AVIASTEC_RACING	4	Turn 14	14	11:09:26.715	
14	Ignacio RODRIGUEZ	AVIASTEC_RACING	5	Turn 9	15	11:10:50.239	
19	Adrian FERRER	RX PRORACING	1	Turn 13	2	10:40:38.724	Total Infractions: <input type="text" value="1"/>
23	Antonio ALBACETE JR.	ME-PRE	1	Turn 13	11	11:02:26.004	Total Infractions: <input type="text" value="3"/>
23	Antonio ALBACETE JR.	ME-PRE	2	Turn 13	15	11:13:46.607	
23	Antonio ALBACETE JR.	ME-PRE	3	Turn 9	15	11:13:11.427	
30	Marcos DE DIEGO	EFICAR TEAM	1	Turn 9	10	11:04:54.499	Total Infractions: <input type="text" value="1"/>
41	Ivan RIERA	EFICAR TEAM	1	Turn 13	3	10:43:22.855	Total Infractions: <input type="text" value="5"/>
41	Ivan RIERA	EFICAR TEAM	2	Turn 9	4	10:44:53.367	
41	Ivan RIERA	EFICAR TEAM	3	Turn 13	5	10:47:33.208	
41	Ivan RIERA	EFICAR TEAM	4	Turn 14	5	10:47:40.780	
41	Ivan RIERA	EFICAR TEAM	5	Turn 13	10	11:04:33.413	
42	Daniel LOSADA	MOTORISMO RACING TEAM	1	Turn 13	1	10:39:11.936	Total Infractions: <input type="text" value="3"/>
42	Daniel LOSADA	MOTORISMO RACING TEAM	2	Turn 13	13	11:07:08.540	
42	Daniel LOSADA	MOTORISMO RACING TEAM	3	Turn 14	13	11:07:15.909	
70	Santiago CASTILLA	EFICAR TEAM	1	Turn 13	1	10:39:11.936	Total Infractions: <input type="text" value="4"/>
70	Santiago CASTILLA	EFICAR TEAM	2	Turn 14	1	10:39:20.577	
70	Santiago CASTILLA	EFICAR TEAM	3	Turn 9	6	10:49:10.684	
70	Santiago CASTILLA	EFICAR TEAM	4	Turn 14	9	10:58:20.048	
80	Antonio ALBACETE	ME-PRE	1	Turn 9	3	10:42:46.707	Total Infractions: <input type="text" value="4"/>
80	Antonio ALBACETE	ME-PRE	2	Turn 9	4	10:50:15.955	
80	Antonio ALBACETE	ME-PRE	3	Turn 9	5	10:52:23.094	
80	Antonio ALBACETE	ME-PRE	4	Turn 14	12	11:09:45.111	

Published at:

TOTAL TRACK LIMITS: 29

09/11/2024 Page 1 / 1





Circuit de Barcelona CATALUNYA

9 y 10 de noviembre



Toyota GR Cup Spain ROUND 4 - BARCELONA FREE PRACTICE

Race Director Report

Hour	Flag	Message
10:36:03		PIT LANE ABIERTO
10:37:09	GF	GREEN FLAG
10:37:14	GF	GREEN FLAG
10:48:32		WARNING FLAG COCHE 41 - TRACK LIMITS
10:48:32		WARNING FLAG COCHE 41 - TRACK LIMITS
10:49:08		STOP&GO COCHE 41 - TRACK LIMITS
10:49:44		WARNING FLAG COCHE 70 - TRACK LIMITS
10:53:02		WARNING FLAG COCHE 80 - TRACK LIMITS
10:58:54		STOP&GO COCHE 70 - TRACK LIMITS
10:59:38	YF	YELLOW FLAG AT TURN 8
10:59:38		YELLOW FLAG AT TURN 8
10:59:40	GF	GREEN FLAG
10:59:40		YELLOW FLAG REMOVED AT TURN 8
11:01:10		GRAVA EN EL INTERIOR DE LA CURVA 8
11:03:31		WARNING FLAG COCHE 14 - TRACK LIMITS
11:05:46		BANDERA NEGRA COCHE 41 - TRACK LIMITS
11:08:51		WARNING FLAG COCHE 42
11:08:59		WARNING FLAG COCHE 42 - TRACK LIMITS
11:10:39		BANDERA NEGRA COCHE 14 - TRACK LIMITS
11:10:49		BANDERA NEGRA COCHE 80 - TRACK LIMITS
11:14:30		WARNING FLAG COCHE 23 - TRACK LIMITS
11:16:14		CHEQUERED FLAG
11:20:17		PIT LANE OPEN

Published at:

Race Director: David RODRÍGUEZ	Timekeeper: Alberto Estébanez	
--	---	--

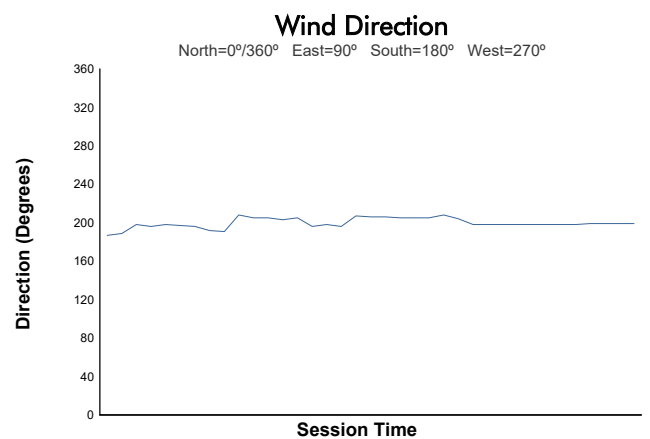
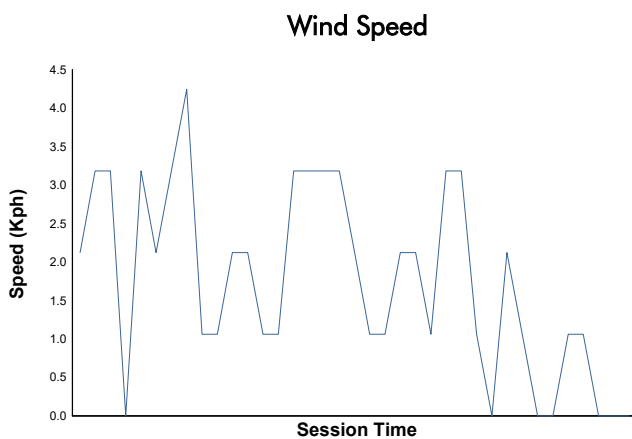
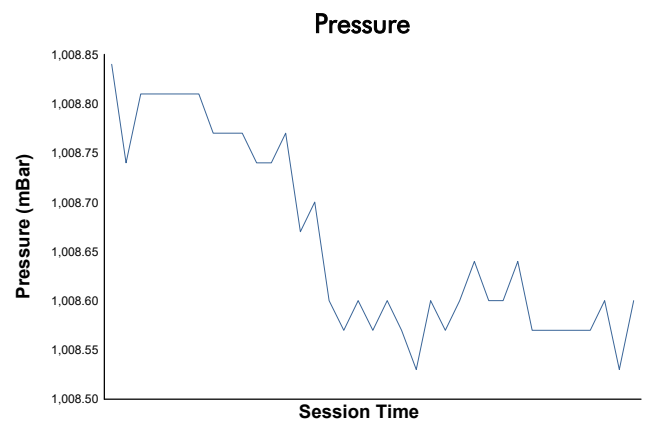
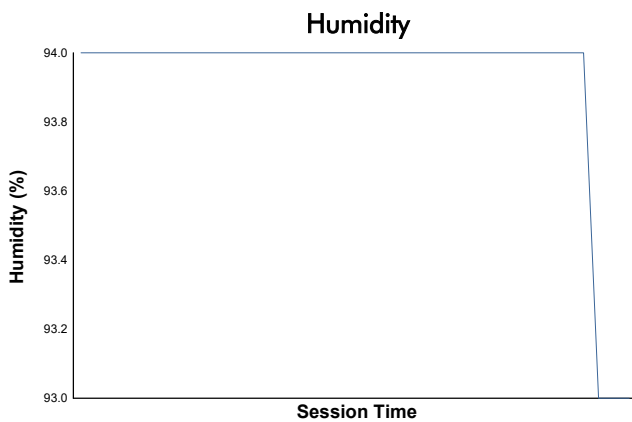
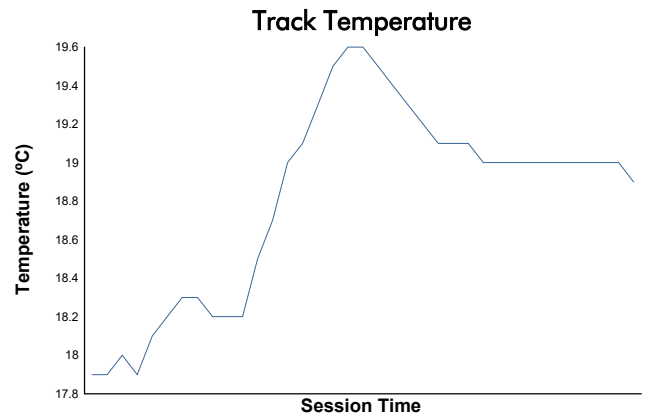
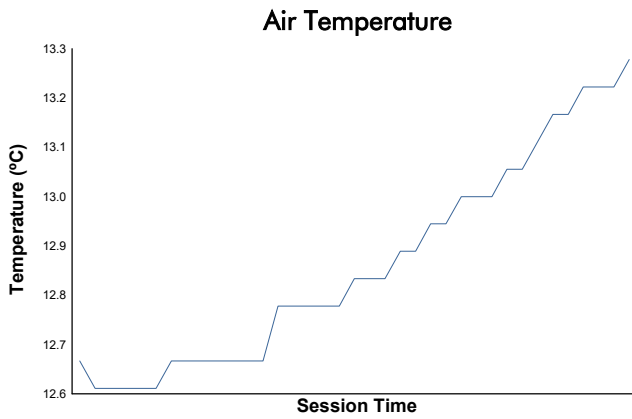




ROUND 4 - BARCELONA

Toyota GR Cup Spain
FREE PRACTICE

Weather Report



Track Status: **DRY**



Circuit de Barcelona CATALUNYA

9 y 10 de noviembre



Toyota GR Cup Spain ROUND 4 - BARCELONA QUALIFYING 1

Final Classification

No	Driver	Nat	Team	Car	Cl.	Time	Lap Total	Gap	Kph
1	30 Marcos DE DIEGO	ESP	EFICAR TEAM	Toyota GR86		2:02.582	3 5	-	136.8
2	42 Daniel LOSADA	ESP	MOTORISMO RACING TEAM	Toyota GR86		2:02.785	2 4	+0.203 +0.203	136.5
3	19 Adrian FERRER	ESP	RX PRORACING	Toyota GR86		2:03.083	3 5	+0.501 +0.298	136.2
4	14 Ignacio RODRIGUEZ	ESP	AVIASTEC_RACING	Toyota GR86		2:03.172	4 7	+0.590 +0.089	136.1
5	41 Ivan RIERA	ESP	EFICAR TEAM	Toyota GR86		2:03.183	2 6	+0.601 +0.011	136.1
6	23 Antonio ALBACETE JR.	ESP	ME-PRE	Toyota GR86		2:03.555	3 7	+0.973 +0.372	135.7
7	47 Oscar GÓMEZ	ESP	ESCUELA VASCA DE CONDUCCIÓN	Toyota GR86		2:03.575	3 6	+0.993 +0.020	135.7
8	70 Santiago CASTILLA	ESP	EFICAR TEAM	Toyota GR86		2:03.732	3 7	+1.150 +0.157	135.5
9	12 Luis Carlos PEREZ	MEX	RX PRORACING	Toyota GR86		2:04.011	4 7	+1.429 +0.279	135.2
10	80 Antonio ALBACETE	ESP	ME-PRE	Toyota GR86		2:05.250	3 7	+2.668 +1.239	133.9
11	86 Albert FÁBREGA	ESP	RX PRORACING	Toyota GR86		2:05.611	7 7	+3.029 +0.361	133.5
12	4 Jose Antonio CHICO	ESP	RX PRORACING	Toyota GR86		2:06.095	3 6	+3.513 +0.484	133.0

Fastest Lap:	Lap 3	Marcos DE DIEGO	2:02.582	136.8 Kph
---------------------	-------	-----------------	----------	-----------

COCHE #23 - ANULACIÓN DEL MEJOR TIEMPO - Art 17.12 RDCCTCEVC

Published at:

Track Status: **DRY**

Stewards: Miguel HIDALGO Jordi PARRO Eduard GALLEGO	Timekeeper: Alberto Estébanez	
---	---	--





Circuit de Barcelona CATALUNYA

9 y 10 de noviembre



Toyota GR Cup Spain ROUND 4 - BARCELONA QUALIFYING 1

Best Top Speed

No Driver	Team	Class	Top 1		Top 2		Top 3		Top 4		Top 5		Avg
			Kph	Lap	Kph	Lap	Kph	Lap	Kph	Lap	Kph	Lap	
23 Antonio ALBACETE JR.	ME-PRE		212.8	2	211.1	7	210.7	6	209.9	4	208.3	3	210.6
70 Santiago CASTILLA	EFICAR TEAM		212.8	4	211.9	3	211.5	7	210.3	2	209.9	5	211.3
42 Daniel LOSADA	MOTORISMO RACING TEAM		211.9	3	209.9	2	154.2	4	119.9	1			174.0
47 Oscar GÓMEZ	ESCUELA VASCA DE CONDUCCIÓN		211.5	3	209.1	5	208.3	4	200.6	2	167.3	6	199.4
12 Luis Carlos PEREZ	RX PRORACING		210.3	4	208.3	5	208.3	7	207.1	2	166.7	3	200.1
14 Ignacio RODRIGUEZ	AVIASTEC RACING		209.9	5	209.9	7	209.5	2	209.5	4	128.5	1	193.5
30 Marcos DE DIEGO	EFICAR TEAM		209.5	3	208.7	4	208.7	5	196.2	2	128.1	1	190.2
19 Adrian FERRER	RX PRORACING		209.1	3	209.1	4	209.1	5	208.7	2	136.2	1	194.4
80 Antonio ALBACETE	ME-PRE		208.3	3	208.3	5	207.5	4	202.1	6	198.4	7	204.9
86 Albert FÁBREGA	RX PRORACING		208.3	2	207.9	4	207.5	3	207.1	7	206.7	6	207.5
41 Ivan RIERA	EFICAR TEAM		207.9	4	207.9	6	207.5	2	207.5	3	207.5	5	207.7
4 Jose Antonio CHICO	RX PRORACING		205.1	3	204.7	2	203.2	4	201.7	6	136.6	5	190.3





Toyota GR Cup Spain

ROUND 4 - BARCELONA

QUALIFYING 1

Best Sector Times

Sector 1			Sector 2			Sector 3			Pos	No Driver	Ideal Lap	Best Lap	
Pos	No Driver	Time	No Driver	Time	No Driver	Time							
1	23 A.ALBACETE JR.	36.289	30 M.DE DIEGO	49.798	42 D.LOSADA	36.234	1	42 D.LOSADA	2:02.425	2:02.785	(2)		
2	42 D.LOSADA	36.306	19 A.FERRER	49.843	30 M.DE DIEGO	36.342	2	30 M.DE DIEGO	2:02.582	2:02.582	(1)		
3	47 O.GÓMEZ	36.390	42 D.LOSADA	49.885	19 A.FERRER	36.434	3	19 A.FERRER	2:02.818	2:03.083	(3)		
4	30 M.DE DIEGO	36.442	23 A.ALBACETE JR.	49.896	14 I.RODRIGUEZ	36.510	4	23 A.ALBACETE JR.	2:03.033	2:03.239	(6)		
5	19 A.FERRER	36.541	14 I.RODRIGUEZ	49.979	70 S.CASTILLA	36.545	5	14 I.RODRIGUEZ	2:03.081	2:03.172	(4)		
6	41 I.RIERA	36.591	41 I.RIERA	50.010	41 I.RIERA	36.582	6	41 I.RIERA	2:03.183	2:03.183	(5)		
7	14 I.RODRIGUEZ	36.592	12 L.PEREZ	50.128	12 L.PEREZ	36.766	7	47 O.GÓMEZ	2:03.575	2:03.575	(7)		
8	12 L.PEREZ	36.717	70 S.CASTILLA	50.216	23 A.ALBACETE JR.	36.848	8	12 L.PEREZ	2:03.611	2:04.011	(9)		
9	70 S.CASTILLA	36.905	47 O.GÓMEZ	50.328	47 O.GÓMEZ	36.857	9	70 S.CASTILLA	2:03.666	2:03.732	(8)		
10	80 A.ALBACETE	37.014	80 A.ALBACETE	50.832	4 J.CHICO	37.264	10	80 A.ALBACETE	2:05.250	2:05.250	(10)		
11	86 A.FÁBREGA	37.330	86 A.FÁBREGA	50.849	86 A.FÁBREGA	37.372	11	86 A.FÁBREGA	2:05.551	2:05.611	(11)		
12	4 J.CHICO	37.548	4 J.CHICO	51.188	80 A.ALBACETE	37.404	12	4 J.CHICO	2:06.000	2:06.095	(12)		



Toyota GR Cup Spain ROUND 4 - BARCELONA QUALIFYING 1

Fastest Lap Sequence

Elapsed	No	Driver	Team	Car	Class	Time	Kph	Lap
4:19.567	12	Luis Carlos PEREZ	RX PRORACING	Toyota GR86		2:04.246	134.9	2
4:37.471	14	Ignacio RODRIGUEZ	AVIASTEC_RACING	Toyota GR86		2:04.139	135.1	2
4:37.803	23	Antonio ALBACETE JR.	ME-PRE	Toyota GR86		2:03.239	136.0	2
4:41.412	42	Daniel LOSADA	MOTORISMO RACING TEAM	Toyota GR86		2:02.785	136.5	2
8:00.555	30	Marcos DE DIEGO	EFICAR TEAM	Toyota GR86		2:02.582	136.8	3



Toyota GR Cup Spain

ROUND 4 - BARCELONA

QUALIFYING 1

Sector Analysis

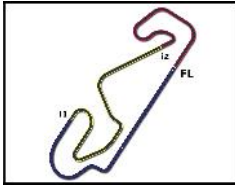
— Invalidated Lap ■ Personal Best ■ Session Best B Crossing the pit lane

Lap	Time	Sector 1	Sector 2	Sector 3	T.Sp	Elapsed	Lap	Time	Sector 1	Sector 2	Sector 3	T.Sp	Elapsed
4	Jose Antonio CHICO ESP RX PRORACING Toyota GR86						41	Ivan RIERA ESP EFICAR TEAM Toyota GR86					
1	2:18.746	47.405	53.508	37.833	135.2	2:18.746	1	3:20.552	1:49.614	53.925	37.013	136.6	3:20.552
2	2:06.523	37.548	51.642	37.333	204.7	4:25.269	2	2:03.183	36.591	50.010	36.582	207.5	5:23.735
3	2:06.095	37.643	51.188	37.264	205.1	6:31.364	3	2:07.502	36.647	53.618	37.237	207.5	7:31.237
4	2:29.060	B 38.514	59.365	51.181	203.2	9:00.424	4	2:06.487	36.701	52.268	37.518	207.9	9:37.724
5	5:10.292	3:40.922	51.936	37.434	136.6	14:10.716	5	2:04.621	36.766	50.494	37.361	207.5	11:42.345
6	2:06.692	37.611	51.424	37.657	201.7	16:17.408	6	2:17.124	B 36.894	51.364	48.866	207.9	13:59.469
12	Luis Carlos PEREZ MEX RX PRORACING Toyota GR86						42	Daniel LOSADA ESP MOTORISMO RACING TEAM Toyota GR86					
1	2:15.321	45.277	52.326	37.718	135.6	2:15.321	1	2:38.627	1:01.365	57.561	39.701	119.9	2:38.627
2	2:04.246	36.945	50.440	36.861	207.1	4:19.567	2	2:02.785	36.666	49.885	36.234	209.9	4:41.412
3	2:16.000	44.050	55.184	36.766	166.7	6:35.567	3	2:03.745	36.306	50.215	37.224	211.9	6:45.157
4	2:04.011	36.717	50.393	36.901	210.3	8:39.578	4	2:22.022	B 41.251	51.984	48.787	154.2	9:07.179
5	2:32.418	B 37.155	1:03.484	51.779	208.3	11:11.996							
6	3:26.743	1:57.087	52.410	37.246	130.0	14:38.739							
7	2:03.901	37.033	50.128	36.740	208.3	16:42.640							
14	Ignacio RODRIGUEZ ESP AVIASTEC_RACING Toyota GR86						47	Oscar GÓMEZ ESP ESCUELA VASCA DE CONDUCCIÓN Toyota GR86					
1	2:33.332	1:00.381	55.747	37.204	128.5	2:33.332	1	3:47.260	2:13.175	54.742	39.343	134.6	3:47.260
2	2:04.139	36.835	50.649	36.655	209.5	4:37.471	2	2:11.332	40.286	53.270	37.776	200.6	5:58.592
3	2:25.234	47.739	59.565	37.930	107.8	7:02.705	3	2:03.575	36.390	50.328	36.857	211.5	8:02.167
4	2:03.172	36.683	49.979	36.510	209.5	9:05.877	4	2:09.973	37.045	53.426	39.502	208.3	10:12.140
5	2:03.322	36.592	50.052	36.678	209.9	11:09.199	5	2:05.005	36.875	50.668	37.462	209.1	12:17.145
6	2:31.820	48.200	1:05.483	38.137	125.3	13:41.019	6	2:34.827	B 42.474	1:03.369	48.984	167.3	14:51.972
7	2:03.677	36.663	50.174	36.840	209.9	15:44.696							
19	Adrian FERRER ESP RX PRORACING Toyota GR86						70	Santiago CASTILLA ESP EFICAR TEAM Toyota GR86					
1	4:11.034	2:35.345	57.116	38.573	136.2	4:11.034	1	3:06.268	1:35.986	52.814	37.468	138.7	3:06.268
2	2:02.959	36.544	49.981	36.434	208.7	6:13.993	2	2:04.364	37.056	50.672	36.636	210.3	5:10.632
3	2:03.083	36.541	49.843	36.699	209.1	8:17.076	3	2:03.732	36.949	50.238	36.545	211.9	7:14.364
4	2:11.077	36.763	56.317	37.997	209.1	10:28.153	4	2:05.363	36.905	50.294	38.164	212.8	9:19.727
5	2:26.245	B 36.825	57.876	51.544	209.1	12:54.398	5	2:07.599	36.935	53.321	37.343	209.9	11:27.326
							6	2:04.185	37.004	50.284	36.897	209.9	13:31.511
							7	2:04.210	36.985	50.216	37.009	211.5	15:35.721
23	Antonio ALBACETE JR. ESP ME-PRE Toyota GR86						80	Antonio ALBACETE ESP ME-PRE Toyota GR86					
1	2:34.564	58.809	58.421	37.334	118.2	2:34.564	1	2:34.241	58.471	58.157	37.613	117.3	2:34.241
2	2:03.239	36.289	50.102	36.848	212.8	4:37.803	2	2:07.018	37.974	51.420	37.624	187.1	4:41.259
3	2:03.555	36.782	49.896	36.877	208.3	6:41.358	3	2:05.250	37.014	50.832	37.404	208.3	6:46.509
4	2:03.675	36.564	50.144	36.967	209.9	8:45.033	4	2:20.947	44.273	56.328	40.346	207.5	9:07.456
5	2:28.333	47.488	1:02.879	37.966	145.5	11:13.366	5	2:05.789	37.398	50.887	37.504	208.3	11:13.245
6	2:15.351	37.714	1:00.454	37.183	210.7	13:28.717	6	2:14.560	37.336	53.813	43.411	202.1	13:27.805
7	2:04.377	36.636	50.666	37.075	211.1	15:33.094	7	2:09.130	38.525	52.357	38.248	198.4	15:36.935
30	Marcos DE DIEGO ESP EFICAR TEAM Toyota GR86						86	Albert FÁBREGA ESP RX PRORACING Toyota GR86					
1	3:46.861	2:12.604	54.710	39.547	128.1	3:46.861	1	2:44.856	1:05.172	59.635	40.049	128.4	2:44.856
2	2:11.112	40.109	53.283	37.720	196.2	5:57.973	2	2:21.787	41.705	1:00.977	39.105	208.3	5:06.643
3	2:02.582	36.442	49.798	36.342	209.5	8:00.555	3	2:06.042	37.365	51.160	37.517	207.5	7:12.685
4	2:09.965	36.728	54.356	38.881	208.7	10:10.520	4	2:13.336	B 37.330	50.561	45.445	207.9	9:26.021
5	2:27.256	B 38.502	56.208	52.546	208.7	12:37.776	5	3:03.024	1:28.622	55.647	38.755	130.5	12:29.045
							6	2:06.066	37.393	51.087	37.586	206.7	14:35.111
							7	2:05.611	37.390	50.849	37.372	207.1	16:40.722



Circuit de Barcelona CATALUNYA



9 y 10 de noviembre



BARCELONA 4.657 m.

Toyota GR Cup Spain ROUND 4 - BARCELONA QUALIFYING 1

Flag Analysis

Flag	Time
 GREEN FLAG	13:05:00.000
 CHEQUERED FLAG	13:20:00.000





Circuit de Barcelona CATALUNYA

9 y 10 de noviembre



Toyota GR Cup Spain ROUND 4 - BARCELONA QUALIFYING 1

Track Limits Analysis

No	Driver	Team	T.L. Nr	Camera	Lap	Time
4	Jose Antonio CHICO	RX PRORACING	1	Turn 13	2	13:09:13.803
						Total Infractions: <input type="text" value="1"/>
12	Luis Carlos PEREZ	RX PRORACING	1	Turn 14	7	13:21:37.792
						Total Infractions: <input type="text" value="1"/>
19	Adrian FERRER	RX PRORACING	1	Turn 9	2	13:10:28.847
						Total Infractions: <input type="text" value="1"/>
23	Antonio ALBACETE JR.	ME-PRE	1	Turn 7	4	13:12:48.814
						Total Infractions: <input type="text" value="1"/>
86	Albert FÁBREGA	RX PRORACING	1	Turn 7	4	13:13:21.057
						Total Infractions: <input type="text" value="1"/>

Published at:

TOTAL TRACK LIMITS: 5

09/11/2024 Page 1 / 1





Circuit de Barcelona CATALUNYA

9 y 10 de noviembre



Toyota GR Cup Spain ROUND 4 - BARCELONA QUALIFYING 1

Provisional Race Director Report

Hour	Flag	Message
13:00:58		APERTURA PIT LANE 13:05
13:05:00		PIT LANE ABIERTO

Published at:

Race Director: David RODRÍGUEZ	Timekeeper: Alberto Estébanez	
--	---	---

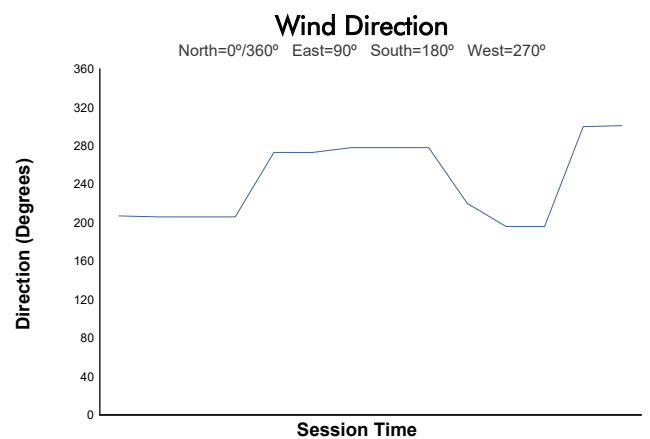
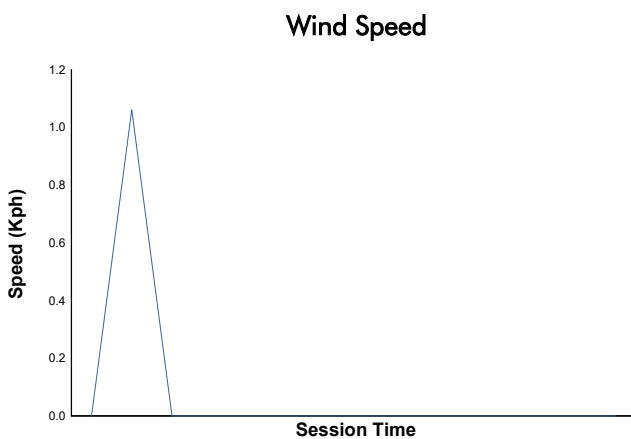
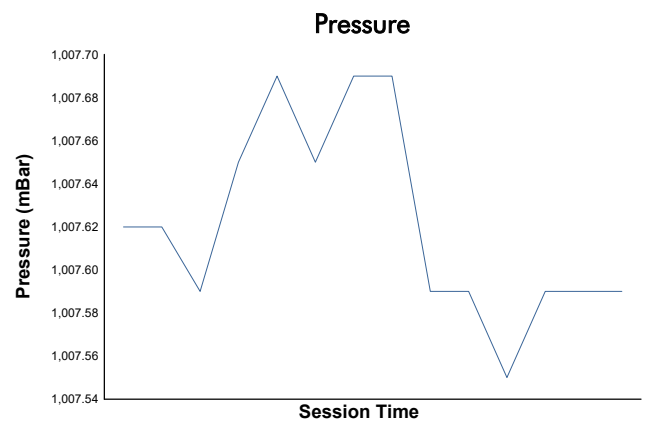
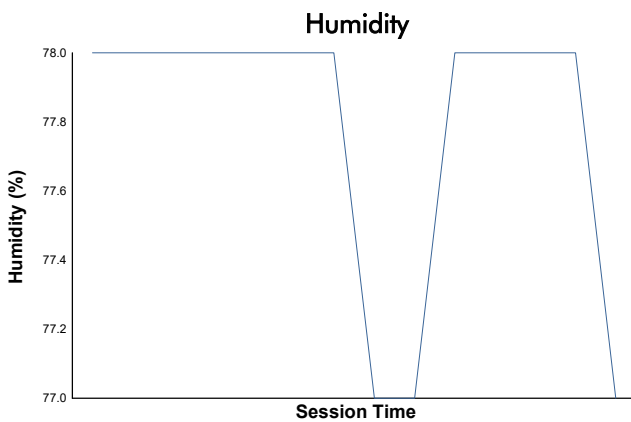
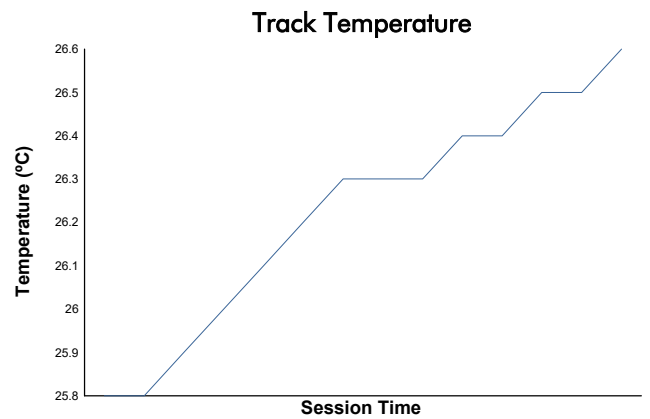
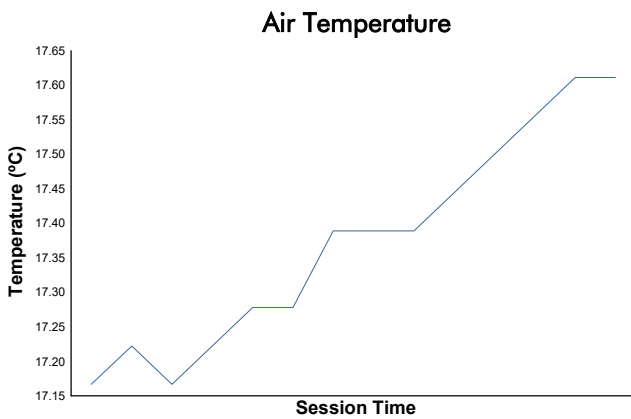




ROUND 4 - BARCELONA

Toyota GR Cup Spain QUALIFYING 1

Weather Report



Track Status: **DRY**



Toyota GR Cup Spain
ROUND 4 - BARCELONA
RACE 1 (25 Minutes + 1 Lap)

Final Starting Grid

2:06.095 Jose Antonio CHICO RX PRORACING	4	- 6 -	86 RX PRORACING	2:05.611 Albert FÁBREGA
2:05.250 Antonio ALBACETE ME-PRE	80	- 5 -	12 RX PRORACING	2:04.011 Luis Carlos PEREZ
2:03.732 Santiago CASTILLA EFICAR TEAM	70	- 4 -	47 ESCUELA VASCA DE CONDUCCIÓN	2:03.575 Oscar GÓMEZ
2:03.555 Antonio ALBACETE JR. ME-PRE	23	- 3 -	41 EFICAR TEAM	2:03.183 Ivan RIERA
2:03.172 Ignacio RODRIGUEZ AVIASTEC RACING	14	- 2 -	19 RX PRORACING	2:03.083 Adrian FERRER
2:02.785 Daniel LOSADA MOTORISMO RACING TEAM	42	- 1 -	30 EFICAR TEAM	2:02.582 Marcos DE DIEGO



Pole

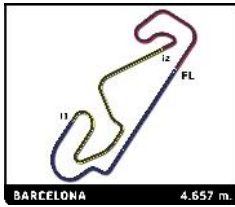
Published at:

<p>Stewards: Miguel HIDALGO Jordi PARRO Eduard GALLEGO</p>	<p>Timekeeper: Alberto Estébanez</p> 
---	---



Circuit de Barcelona CATALUNYA

9 y 10 de noviembre



Toyota GR Cup Spain ROUND 4 - BARCELONA RACE 1 (25 Minutes + 1 Lap)

Final Classification

No	Driver	Nat	Team	Car	Cl.	Laps	Total Time	Gap	Kph	Best Lap		
										Lap	Time	Kph
1	30 Marcos DE DIEGO	ESP	EFICAR TEAM	Toyota GR86		14	29:08.639	-	134.0	2	2:03.701	135.5
2	23 Antonio ALBACETE JR.	ESP	ME-PRE	Toyota GR86		14	29:08.836	+0.197	134.0	3	2:03.799	135.4
3	19 Adrian FERRER	ESP	RX PRORACING	Toyota GR86		14	29:11.683	+3.044	133.8	2	2:03.878	135.3
4	42 Daniel LOSADA	ESP	MOTORISMO RACING TEAM	Toyota GR86		14	29:22.348	+13.709	133.0	5	2:04.159	135.0
5	47 Oscar GÓMEZ	ESP	ESCUELA VASCA DE CONDUCCIÓN	Toyota GR86		14	29:23.018	+14.379	132.9	5	2:04.552	134.6
6	41 Ivan RIERA	ESP	EFICAR TEAM	Toyota GR86		14	29:24.629	+15.990	132.8	6	2:04.874	134.3
7	70 Santiago CASTILLA	ESP	EFICAR TEAM	Toyota GR86		14	29:35.252	+26.613	132.0	3	2:05.215	133.9
8	80 Antonio ALBACETE	ESP	ME-PRE	Toyota GR86		14	29:35.806	+27.167	132.0	2	2:05.538	133.5
9	86 Albert FÁBREGA	ESP	RX PRORACING	Toyota GR86		14	29:48.163	+39.524	131.1	12	2:06.198	132.8
10	12 Luis Carlos PEREZ	MEX	RX PRORACING	Toyota GR86		14	29:55.603	+46.964	130.5	7	2:04.144	135.0
11	4 Jose Antonio CHICO	ESP	RX PRORACING	Toyota GR86		14	30:11.787	+1:03.148	129.3	3	2:07.056	132.0
Not classified												
14	Ignacio RODRIGUEZ	ESP	AVIASTEC_RACING	Toyota GR86		9	29:54.019			3	2:03.876	135.3

Pole Position:	Marcos DE DIEGO	2:02.582	136.8 Kph
Fastest Lap:	Lap2 Marcos DE DIEGO	2:03.701	135.5 Kph

Published at:

Track Status: **DRY**

Stewards: Miguel HIDALGO Jordi PARRO Eduard GALLEGO	Timekeeper: Alberto Estébanez	
---	---	--





Toyota GR Cup Spain

ROUND 4 - BARCELONA

RACE 1

Best Sector Times

Sector 1			Sector 2			Sector 3			Ideal Lap	Best Lap					
Pos	No	Driver	Time	No	Driver	Time	No	Driver				Time			
1	12	L.PEREZ	36.180	30	M.DE DIEGO	50.194	30	M.DE DIEGO	36.582	1	30	M.DE DIEGO	2:03.512	2:03.701	(1)
2	42	D.LOSADA	36.522	23	A.ALBACETE JR.	50.256	19	A.FERRER	36.634	2	23	A.ALBACETE JR.	2:03.646	2:03.799	(2)
3	23	A.ALBACETE JR.	36.530	14	I.RODRIGUEZ	50.327	14	I.RODRIGUEZ	36.770	3	12	L.PEREZ	2:03.678	2:04.144	(5)
4	14	I.RODRIGUEZ	36.591	42	D.LOSADA	50.365	42	D.LOSADA	36.797	4	42	D.LOSADA	2:03.684	2:04.159	(6)
5	41	I.RIERA	36.667	19	A.FERRER	50.379	23	A.ALBACETE JR.	36.860	5	14	I.RODRIGUEZ	2:03.688	2:03.876	(3)
6	47	O.GÓMEZ	36.673	47	O.GÓMEZ	50.515	47	O.GÓMEZ	36.873	6	19	A.FERRER	2:03.743	2:03.878	(4)
7	19	A.FERRER	36.730	12	L.PEREZ	50.541	12	L.PEREZ	36.957	7	47	O.GÓMEZ	2:04.061	2:04.552	(7)
8	30	M.DE DIEGO	36.736	41	I.RIERA	50.597	41	I.RIERA	37.017	8	41	I.RIERA	2:04.281	2:04.874	(8)
9	70	S.CASTILLA	36.917	80	A.ALBACETE	50.904	70	S.CASTILLA	37.227	9	70	S.CASTILLA	2:05.107	2:05.215	(9)
10	80	A.ALBACETE	37.021	70	S.CASTILLA	50.963	80	A.ALBACETE	37.347	10	80	A.ALBACETE	2:05.272	2:05.538	(10)
11	86	A.FÁBREGA	37.186	86	A.FÁBREGA	51.134	4	J.CHICO	37.639	11	86	A.FÁBREGA	2:06.006	2:06.198	(11)
12	4	J.CHICO	37.599	4	J.CHICO	51.664	86	A.FÁBREGA	37.686	12	4	J.CHICO	2:06.902	2:07.056	(12)



Circuit de Barcelona CATALUNYA

9 y 10 de noviembre



Toyota GR Cup Spain ROUND 4 - BARCELONA RACE 1

Best Top Speed

No Driver	Team	Class	Top 1		Top 2		Top 3		Top 4		Top 5		Avg
			Kph	Lap	Kph	Lap	Kph	Lap	Kph	Lap	Kph	Lap	
14	Ignacio RODRIGUEZ	AVIASTEC_RACING	217.0	3	216.1	2	215.3	4	147.7	7	138.7	8	187.0
12	Luis Carlos PEREZ	RX PRORACING	215.3	3	214.9	7	214.9	2	212.8	5	211.1	9	213.8
23	Antonio ALBACETE JR.	ME-PRE	214.4	14	214.0	8	214.0	4	213.6	7	213.6	6	213.9
42	Daniel LOSADA	MOTORISMO RACING TEAM	214.4	5	214.4	3	214.0	2	213.6	12	213.6	6	214.0
70	Santiago CASTILLA	EFICAR TEAM	214.4	4	214.0	5	213.6	6	212.3	3	211.5	7	213.2
19	Adrian FERRER	RX PRORACING	214.0	7	213.2	10	213.2	9	212.8	12	212.8	11	213.2
47	Oscar GÓMEZ	ESCUELA VASCA DE CONDUCCIÓN	214.0	10	214.0	8	213.6	3	213.2	14	213.2	5	213.6
80	Antonio ALBACETE	ME-PRE	212.8	14	212.8	13	211.1	11	211.1	10	211.1	5	211.8
41	Ivan RIERA	EFICAR TEAM	211.9	3	211.9	2	211.1	14	211.1	11	210.3	10	211.3
86	Albert FÁBREGA	RX PRORACING	211.9	13	209.9	12	209.9	3	209.5	6	209.1	14	210.1
30	Marcos DE DIEGO	EFICAR TEAM	208.7	14	208.7	12	208.3	13	208.3	6	207.9	9	208.4
4	Jose Antonio CHICO	RX PRORACING	206.3	2	205.5	3	204.0	4	202.8	8	202.8	7	204.3





Circuit de Barcelona CATALUNYA

9 y 10 de noviembre



Toyota GR Cup Spain ROUND 4 - BARCELONA RACE 1

Lap Chart

No	Pos	Grid	Lap													
			1	2	3	4	5	6	7	8	9	10	11	12	13	14
30	1	30	30	30	30	30	30	30	30	30	30	30	30	30	30	30
42	2	42	19	19	19	19	19	19	19	23	23	23	23	23	23	23
19	3	19	23	23	23	23	23	23	23	19	19	19	19	19	19	19
14	4	14	14	14	14	12	12	12	12	42	47	47	42	42	42	42
41	5	41	12	12	12	42	42	12	42	42	12	12	42	47	47	47
23	6	23	41	41	42	47	47	47	47	47	47	42	41	41	41	41
47	7	47	47	42	47	41	41	41	41	41	41	41	70	70	70	70
70	8	70	42	47	41	80	80	80	70	70	70	70	80	80	80	80
12	9	12	70	80	80	70	70	70	80	80	80	80	12	12	86	86
80	10	80	80	70	70	86	86	86	86	86	86	86	86	86	12	12
86	11	86	86	86	86	14	4	4	4	4	4	4	4	4	4	4
4	12	4	4	4	4	14	14	14	14	14	14	14	14	14	14	14





Circuit de Barcelona CATALUNYA

9 y 10 de noviembre



Toyota GR Cup Spain ROUND 4 - BARCELONA RACE 1

Fastest Lap Sequence

Elapsed	No	Driver	Team	Car	Class	Time	Kph	Lap
4:13.296	30	Marcos DE DIEGO	EFICAR TEAM	Toyota GR86		2:03.701	135.5	2





Circuit de Barcelona CATALUNYA

9 y 10 de noviembre



Toyota GR Cup Spain ROUND 4 - BARCELONA RACE 1

Analysis by lap

Lapped

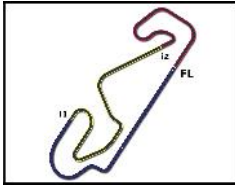
No	Lap Time	Gap	No	Lap Time	Gap	No	Lap Time	Gap	No	Lap Time	Gap	No	Lap Time	Gap			
Lap 1			Lap 5			Lap 10			Lap 14								
30	2:09.595	0.000	30	2:04.473		23	2:04.768	2.136	14	2:42.836	5 Laps	42	2:05.127	13.593			
19	2:10.821	1.226	19	2:04.113	1.373	19	2:04.725	2.807	42	2:05.127	13.593	47	2:05.464	14.378			
23	2:11.266	1.671	23	2:04.010	2.024	42	2:05.217	7.440	47	2:05.464	14.378	41	2:05.608	16.096			
14	2:11.586	1.991	12	2:04.778	4.377	12	2:07.375	8.473	41	2:05.608	16.096	70	2:06.087	24.959			
12	2:11.921	2.326	42	2:04.159	4.598	47	2:06.301	9.501	70	2:06.087	24.959	80	2:05.810	25.556			
41	2:12.209	2.614	47	2:04.552	6.408	41	2:04.994	12.662	80	2:05.810	25.556	86	2:07.208	37.244			
47	2:12.586	2.991	41	2:05.549	10.528	70	2:06.445	19.419	86	2:07.208	37.244	12	2:11.885	40.207			
42	2:13.061	3.466	80	2:05.956	12.354	80	2:06.208	19.872	12	2:11.885	40.207	4	2:10.020	58.177			
70	2:14.342	4.747	70	2:06.156	12.837	86	2:06.880	28.107									
80	2:14.409	4.814	86	2:06.705	17.821	4	2:08.830	39.188									
86	2:16.546	6.951	4	2:09.035	23.583												
4	2:17.035	7.440															
Lap 2			Lap 6														
30	2:03.701		30	2:04.575		30	2:04.761		30	2:05.128							
19	2:03.878	1.403	19	2:05.333	2.131	23	2:04.605	1.980	23	2:04.645	0.197						
23	2:04.167	2.137	23	2:04.810	2.259	19	2:04.839	2.885	19	2:05.097	3.044						
14	2:04.174	2.464	42	2:04.938	4.961	47	2:06.769	11.509	42	2:05.244	13.709						
12	2:04.371	2.996	12	2:05.587	5.389	12	2:08.407	12.119	47	2:05.129	14.379						
41	2:05.149	4.062	47	2:04.604	6.437	42	2:09.496	12.175	41	2:05.022	15.990						
42	2:04.522	4.287	41	2:04.874	10.827	41	2:06.060	13.961	70	2:06.782	26.613						
47	2:05.339	4.629	80	2:06.536	14.315	70	2:06.902	21.560	80	2:06.739	27.167						
80	2:05.538	6.651	70	2:06.318	14.580	80	2:07.274	22.385	86	2:07.408	39.524						
70	2:06.344	7.390	86	2:06.868	20.114	86	2:08.018	31.364	14	2:39.030	5 Laps						
86	2:07.043	10.293	4	2:08.128	27.136	4	2:08.988	43.415	12	2:11.885	46.964						
4	2:07.369	11.108	14	4:47.481	1 Lap	14	8:32.246	4 Laps	4	2:10.099	1:03.148						
Lap 3			Lap 7			Lap 11											
30	2:03.736		30	2:04.801		30	2:04.967										
19	2:03.971	1.638	19	2:04.478	1.808	23	2:04.704	1.717									
23	2:03.799	2.200	23	2:04.577	2.035	19	2:05.172	3.090									
14	2:03.876	2.604	12	2:04.144	4.732	47	2:06.251	12.793									
12	2:04.416	3.676	42	2:05.945	6.105	42	2:05.850	13.058									
42	2:04.263	4.814	47	2:05.179	6.815	41	2:06.149	15.143									
47	2:04.827	5.720	41	2:05.280	11.306	70	2:05.739	22.332									
41	2:07.350	7.676	70	2:06.271	16.050	80	2:06.172	23.590									
80	2:05.663	8.578	80	2:07.162	16.676	12	2:19.443	26.595									
70	2:05.215	8.869	86	2:07.749	23.062	86	2:07.281	33.678									
86	2:06.379	12.936	4	2:07.748	30.083	4	2:09.422	47.870									
4	2:07.056	14.428				14	2:32.593	4 Laps									
Lap 4			Lap 8			Lap 12											
30	2:04.063		30	2:04.471		30	2:04.827										
19	2:04.158	1.733	23	2:04.332	1.896	23	2:04.548	1.438									
23	2:04.350	2.487	19	2:05.273	2.610	19	2:04.843	3.106									
12	2:04.459	4.072	12	2:05.365	5.626	42	2:05.248	13.479									
42	2:04.161	4.912	42	2:05.117	6.751	47	2:05.961	13.927									
47	2:04.672	6.329	47	2:05.384	7.728	41	2:05.185	15.501									
41	2:05.839	9.452	41	2:05.361	12.196	70	2:06.380	23.885									
80	2:06.356	10.871	70	2:05.923	17.502	80	2:05.996	24.759									
70	2:06.348	11.154	80	2:05.987	18.192	12	2:11.567	33.335									
86	2:06.716	15.589	86	2:07.164	25.755	86	2:06.198	35.049									
14	2:20.197	18.738	4	2:09.274	34.886	4	2:10.127	53.170									
4	2:08.656	19.021				Lap 13											
			Lap 9														
			30	2:04.528		30	2:05.013										
						23	2:04.255	0.680									
						19	2:04.982	3.075									





Circuit de Barcelona CATALUNYA



9 y 10 de noviembre



BARCELONA 4.657 m.

Toyota GR Cup Spain ROUND 4 - BARCELONA RACE 1

Flag Analysis

Flag	Time
 GREEN FLAG	16:03:36.742
 CHEQUERED FLAG	16:32:45.381





Toyota GR Cup Spain

ROUND 4 - BARCELONA

RACE 1

Sector Analysis

_ Invalidated Lap							■ Personal Best							■ Session Best							B Crossing the pit lane																																																															
Lap	Time	Sector 1	Sector 2	Sector 3	T.Spd	Elapsed	Lap	Time	Sector 1	Sector 2	Sector 3	T.Spd	Elapsed	Lap	Time	Sector 1	Sector 2	Sector 3	T.Spd	Elapsed	Lap	Time	Sector 1	Sector 2	Sector 3	T.Spd	Elapsed																																																									
42	Daniel LOSADA						ESP	4	2:06.356	37.479	51.262	37.615	208.7	8:31.966	5	2:05.956	37.295	51.001	37.660	211.1	10:37.922	6	2:06.536	37.288	51.565	37.683	210.3	12:44.458	7	2:07.162	38.276	51.191	37.695	205.9	14:51.620	8	2:05.987	37.193	51.159	37.635	209.5	16:57.607	9	2:06.208	37.155	51.253	37.800	209.9	19:03.815	10	2:07.274	37.406	52.092	37.776	211.1	21:11.089	11	2:06.172	37.126	51.329	37.717	211.1	23:17.261	12	2:05.996	37.021	51.323	37.652	209.9	25:23.257	13	2:05.810	37.067	51.285	37.458	212.8	27:29.067	14	2:06.739	37.022	51.496	38.221	212.8	29:35.806
MOTORISMO RACING TEAM Toyota GR86																																																																																				
1	2:13.061	44.183	51.897	36.981		2:13.061																																																																														
2	2:04.522	36.706	50.506	37.310	214.0	4:17.583																																																																														
3	2:04.263	36.958	50.508	36.797	214.4	6:21.846																																																																														
4	2:04.161	36.522	50.494	37.145	213.6	8:26.007																																																																														
5	2:04.159	36.587	50.646	36.926	214.4	10:30.166																																																																														
6	2:04.938	37.128	50.365	37.445	213.6	12:35.104																																																																														
7	2:05.945	38.144	50.590	37.211	210.7	14:41.049																																																																														
8	2:05.117	36.851	50.719	37.547	212.8	16:46.166																																																																														
9	2:05.217	36.988	50.860	37.369	212.8	18:51.383																																																																														
10	2:09.496	41.209	50.785	37.502	211.1	21:00.879																																																																														
11	2:05.850	37.291	51.012	37.547	208.7	23:06.729																																																																														
12	2:05.248	36.808	50.793	37.647	213.6	25:11.977																																																																														
13	2:05.127	36.945	51.018	37.164	210.3	27:17.104																																																																														
14	2:05.244	36.867	51.132	37.245	209.9	29:22.348																																																																														
47	Oscar GÓMEZ						ESP	4	2:16.546	45.970	52.730	37.846		2:16.546	5	2:06.705	37.662	51.003	38.040	209.1	10:43.389	6	2:06.868	37.397	51.505	37.966	209.5	12:50.257	7	2:07.749	37.813	51.846	38.090	208.3	14:58.006	8	2:07.164	38.059	51.354	37.751	208.7	17:05.170	9	2:06.880	37.556	51.522	37.802	209.1	19:12.050	10	2:08.018	37.280	51.440	39.298	209.1	21:20.068	11	2:07.281	37.310	51.772	38.199	208.7	23:27.349	12	2:06.198	37.186	51.306	37.706	209.9	25:33.547	13	2:07.208	37.249	51.837	38.122	211.9	27:40.755	14	2:07.408	37.250	51.859	38.299	209.1	29:48.163
ESCUELA VASCA DE CONDUCCIÓN Toyota GR86																																																																																				
1	2:12.586	44.400	51.313	36.873		2:12.586																																																																														
2	2:05.339	36.729	50.892	37.718	212.8	4:17.925																																																																														
3	2:04.827	36.924	50.876	37.027	213.6	6:22.752																																																																														
4	2:04.672	36.673	50.772	37.227	213.2	8:27.424																																																																														
5	2:04.552	36.752	50.515	37.285	213.2	10:31.976																																																																														
6	2:04.604	36.757	50.639	37.208	210.3	12:36.580																																																																														
7	2:05.179	37.041	50.922	37.216	211.9	14:41.759																																																																														
8	2:05.384	36.898	50.796	37.690	214.0	16:47.143																																																																														
9	2:06.301	37.456	51.333	37.512	212.8	18:53.444																																																																														
10	2:06.769	37.299	51.470	38.000	214.0	21:00.213																																																																														
11	2:06.251	37.346	51.242	37.663	208.7	23:06.464																																																																														
12	2:05.961	37.638	50.823	37.500	211.1	25:12.425																																																																														
13	2:05.464	36.910	51.016	37.538	211.9	27:17.889																																																																														
14	2:05.129	36.992	50.846	37.291	213.2	29:23.018																																																																														
70	Santiago CASTILLA						ESP	4	2:06.348	37.444	51.233	37.671	214.4	8:32.249	5	2:06.156	37.291	51.298	37.567	214.0	10:38.405	6	2:06.318	37.410	51.482	37.426	213.6	12:44.723	7	2:06.271	37.556	50.963	37.752	211.5	14:50.994	8	2:05.923	37.375	51.002	37.546	211.1	16:56.917	9	2:06.445	37.576	51.120	37.749	211.1	19:03.362	10	2:06.902	37.645	51.895	37.362	210.3	21:10.264	11	2:05.739	37.157	51.314	37.268	210.3	23:16.003	12	2:06.380	37.418	51.221	37.741	211.1	25:22.383	13	2:06.087	37.513	51.347	37.227	209.1	27:28.470	14	2:06.782	37.267	51.595	37.920	211.1	29:35.252
EFICAR TEAM Toyota GR86																																																																																				
1	2:14.342	44.730	51.781	37.831		2:14.342																																																																														
2	2:06.344	37.789	51.162	37.393	205.9	4:20.686																																																																														
3	2:05.215	36.917	51.004	37.294	212.3	6:25.901																																																																														
4	2:06.348	37.444	51.233	37.671	214.4	8:32.249																																																																														
5	2:06.156	37.291	51.298	37.567	214.0	10:38.405																																																																														
6	2:06.318	37.410	51.482	37.426	213.6	12:44.723																																																																														
7	2:06.271	37.556	50.963	37.752	211.5	14:50.994																																																																														
8	2:05.923	37.375	51.002	37.546	211.1	16:56.917																																																																														
9	2:06.445	37.576	51.120	37.749	211.1	19:03.362																																																																														
10	2:06.902	37.645	51.895	37.362	210.3	21:10.264																																																																														
11	2:05.739	37.157	51.314	37.268	210.3	23:16.003																																																																														
12	2:06.380	37.418	51.221	37.741	211.1	25:22.383																																																																														
13	2:06.087	37.513	51.347	37.227	209.1	27:28.470																																																																														
14	2:06.782	37.267	51.595	37.920	211.1	29:35.252																																																																														
80	Antonio ALBACETE						ESP	1	2:14.409	45.156	51.607	37.646		2:14.409	2	2:05.538	37.287	50.904	37.347	207.9	4:19.947	3	2:05.663	37.161	51.024	37.478	209.9	6:25.610																																																								
ME-PRE Toyota GR86																																																																																				
1	2:14.409	45.156	51.607	37.646		2:14.409																																																																														
2	2:05.538	37.287	50.904	37.347	207.9	4:19.947																																																																														
3	2:05.663	37.161	51.024	37.478	209.9	6:25.610																																																																														



Circuit de Barcelona CATALUNYA

9 y 10 de noviembre



Toyota GR Cup Spain ROUND 4 - BARCELONA RACE 1

Track Limits Analysis

No	Driver	Team	T.L. Nr	Camera	Lap	Time	Total Infractions:
4	Jose Antonio CHICO	RX PRORACING	1	Turn 13	6	16:16:22.731	<input type="text" value="1"/>
14	Ignacio RODRIGUEZ	AVIASTEC_RACING	1	Turn 9	2	16:07:07.053	<input type="text" value="2"/>
14	Ignacio RODRIGUEZ	AVIASTEC_RACING	2	Turn 7	4	16:11:05.576	
19	Adrian FERRER	RX PRORACING	1	Turn 13	8	16:20:06.935	<input type="text" value="1"/>
23	Antonio ALBACETE JR.	ME-PRE	1	Turn 7	12	16:27:40.130	<input type="text" value="2"/>
23	Antonio ALBACETE JR.	ME-PRE	2	Turn 13	14	16:32:32.522	
41	Ivan RIERA	EFICAR TEAM	1	Turn 14	2	16:07:49.409	<input type="text" value="2"/>
41	Ivan RIERA	EFICAR TEAM	2	Turn 13	5	16:14:00.926	
42	Daniel LOSADA	MOTORISMO RACING TEAM	1	Turn 14	2	16:07:49.409	<input type="text" value="2"/>
42	Daniel LOSADA	MOTORISMO RACING TEAM	2	Turn 14	10	16:24:32.623	
47	Oscar GÓMEZ	ESCUELA VASCA DE CONDUCCIÓN	1	Turn 14	10	16:24:32.623	<input type="text" value="2"/>
47	Oscar GÓMEZ	ESCUELA VASCA DE CONDUCCIÓN	2	Turn 14	14	16:32:54.481	
70	Santiago CASTILLA	EFICAR TEAM	1	Turn 7	8	16:19:36.596	<input type="text" value="1"/>
86	Albert FÁBREGA	RX PRORACING	1	Turn 7	5	16:13:22.329	<input type="text" value="2"/>
86	Albert FÁBREGA	RX PRORACING	2	Turn 7	9	16:21:51.183	

Published at:

TOTAL TRACK LIMITS: 15

09/11/2024 Page 1 / 1





Circuit de Barcelona CATALUNYA

9 y 10 de noviembre



Toyota GR Cup Spain ROUND 4 - BARCELONA RACE 1

Provisional Race Director Report

Hour	Flag	Message
15:50:01		PIT LANE ABIERTO
15:55:55	YF	YELLOW FLAG AT TURN 3
15:55:55		YELLOW FLAG AT TURN 3
15:55:58	GF	GREEN FLAG
15:55:58		YELLOW FLAG REMOVED AT TURN 3
15:56:04	YF	YELLOW FLAG AT TURN 3
15:56:04		YELLOW FLAG AT TURN 3
15:56:04	YF	DOUBLE YELLOW AT TURN 3
15:56:04		DOUBLE YELLOW AT TURN 3
15:56:06	GF	GREEN FLAG
15:56:06		DOUBLE YELLOW REMOVED AT TURN 3
16:07:55		PROCEDIMIENTO DE SALIDA BAJO INVESTIGACION
16:16:54		PROCEDIMIENTO DE SALIDA SE INVESTIGARA DESPUES DE LA CARRERA

Published at:

Race Director: David RODRÍGUEZ	Timekeeper: Alberto Estébarez	
--	---	--



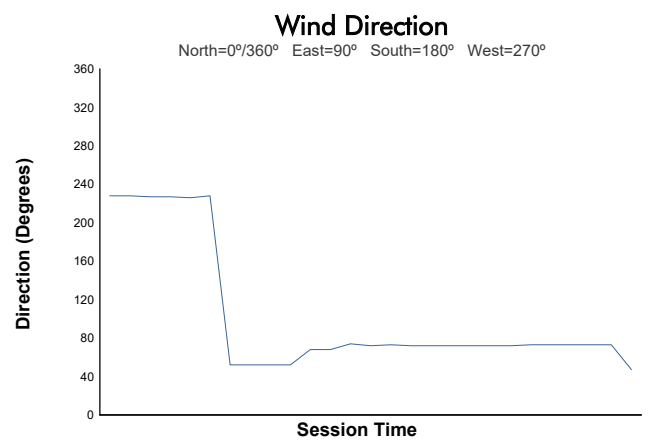
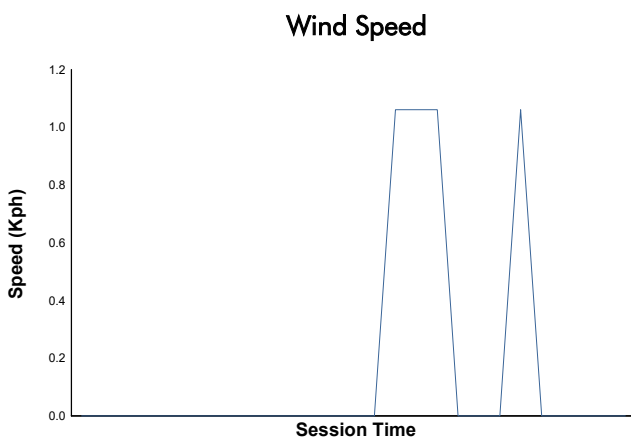
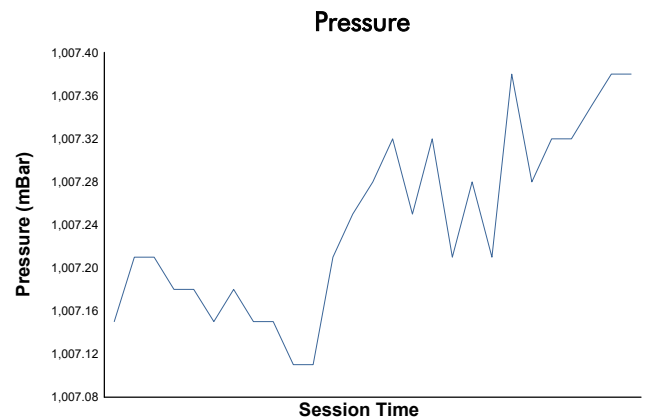
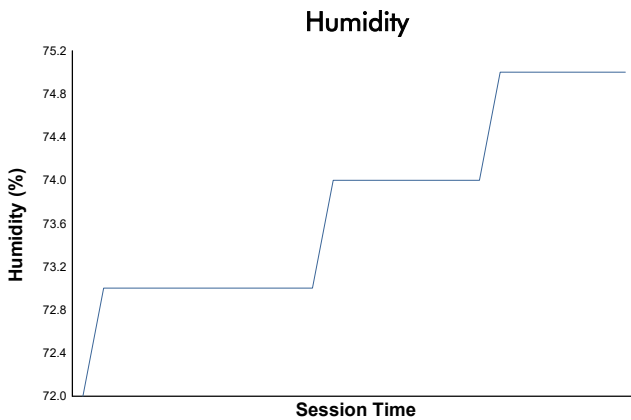
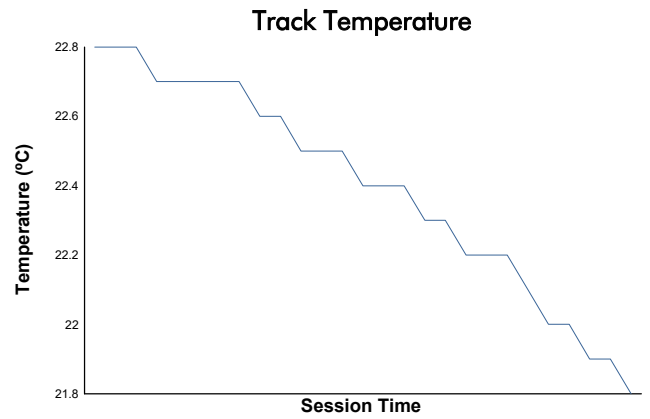
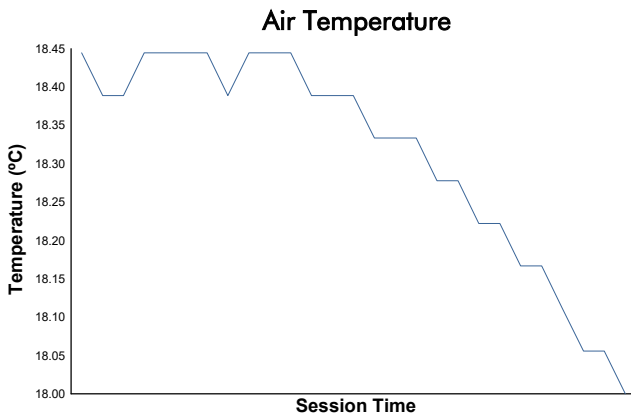


ROUND 4 - BARCELONA

Toyota GR Cup Spain

RACE 1

Weather Report



Track Status: **DRY**



Circuit de Barcelona CATALUNYA

9 y 10 de noviembre



Toyota GR Cup Spain ROUND 4 - BARCELONA QUALIFYING 2

Final Classification

No	Driver	Nat	Team	Car	Cl.	Time	Lap Total	Gap	Kph
1	19 Adrian FERRER	ESP	RX PRORACING	Toyota GR86		2:03.073	2 4	-	136.2
2	41 Ivan RIERA	ESP	EFICAR TEAM	Toyota GR86		2:03.214	4 6	+0.141	136.1
3	23 Antonio ALBACETE JR.	ESP	ME-PRE	Toyota GR86		2:03.291	3 6	+0.218	136.0
4	12 Luis Carlos PEREZ	MEX	RX PRORACING	Toyota GR86		2:03.492	3 5	+0.419	135.8
5	70 Santiago CASTILLA	ESP	EFICAR TEAM	Toyota GR86		2:03.741	4 6	+0.668	135.5
6	42 Daniel LOSADA	ESP	MOTORISMO RACING TEAM	Toyota GR86		2:03.773	3 6	+0.700	135.5
7	30 Marcos DE DIEGO	ESP	EFICAR TEAM	Toyota GR86		2:03.893	4 5	+0.820	135.3
8	47 Oscar GÓMEZ	ESP	ESCUELA VASCA DE CONDUCCIÓN	Toyota GR86		2:04.018	4 5	+0.945	135.2
9	80 Antonio ALBACETE	ESP	ME-PRE	Toyota GR86		2:04.488	7 7	+1.415	134.7
10	86 Albert FÁBREGA	ESP	RX PRORACING	Toyota GR86		2:06.130	4 6	+3.057	132.9
11	4 Jose Antonio CHICO	ESP	RX PRORACING	Toyota GR86		2:06.342	5 6	+3.269	132.7
12	14 Ignacio RODRIGUEZ	ESP	AVIASTEC_RACING	Toyota GR86			6		

Fastest Lap: Lap 2 | Adrian FERRER | 2:03.073 | 136.2 Kph

COCHE 14 - TODOS LOS TIEMPOS ELIMINADOS - Art 13.18

Track Status: **DRY**

Published at:

Stewards: Miguel HIDALGO Jordi PARRO Eduard GALLEGO	Timekeeper: Alberto Estébanez	
---	---	---





Circuit de Barcelona CATALUNYA

9 y 10 de noviembre



Toyota GR Cup Spain ROUND 4 - BARCELONA QUALIFYING 2

Best Top Speed

No Driver	Team	Class	Top 1		Top 2		Top 3		Top 4		Top 5		Avg
			Kph	Lap	Kph	Lap	Kph	Lap	Kph	Lap	Kph	Lap	
14 Ignacio RODRIGUEZ	AVIASTEC_RACING		212.8	5	211.9	4	211.5	6	209.9	3	135.4	2	196.3
80 Antonio ALBACETE	ME-PRE		211.9	6	209.1	4	209.1	7	207.9	3	173.4	5	202.3
47 Oscar GÓMEZ	ESCUELA VASCA DE CONDUCCIÓN		211.9	4	211.5	5	209.5	3	183.0	2	125.3	1	188.2
70 Santiago CASTILLA	EFICAR TEAM		211.5	3	211.5	4	211.5	5	209.9	2	172.3	6	203.3
23 Antonio ALBACETE JR.	ME-PRE		210.7	4	209.9	5	209.5	6	207.9	3	164.7	2	200.5
42 Daniel LOSADA	MOTORISMO RACING TEAM		210.7	4	209.5	3	209.1	2	207.9	6	145.5	5	196.5
86 Albert FÁBREGA	RX PRORACING		210.3	3	208.3	4	207.5	5	206.7	6	195.5	2	205.7
19 Adrian FERRER	RX PRORACING		208.3	2	208.3	3	164.7	4	134.6	1			179.0
30 Marcos DE DIEGO	EFICAR TEAM		208.3	4	207.9	5	207.5	3	183.6	2	122.3	1	185.9
41 Ivan RIERA	EFICAR TEAM		208.3	5	207.9	3	207.5	4	202.5	2	164.0	6	198.0
12 Luis Carlos PEREZ	RX PRORACING		207.9	3	207.5	2	168.0	4	167.0	5	125.4	1	175.2
4 Jose Antonio CHICO	RX PRORACING		202.8	5	202.5	6	200.2	4	199.9	3	197.3	2	200.5



Toyota GR Cup Spain ROUND 4 - BARCELONA QUALIFYING 2

Best Sector Times

Sector 1			Sector 2			Sector 3			Ideal Lap	Best Lap					
Pos	No	Driver	Time	No	Driver	Time	No	Driver				Time			
1	14	I.RODRIGUEZ	36.419	23	A.ALBACETE JR.	49.838	19	A.FERRER	36.383	1	23	A.ALBACETE JR.	2:02.947	2:03.291	(3)
2	23	A.ALBACETE JR.	36.495	19	A.FERRER	50.048	41	I.RIERA	36.474	2	19	A.FERRER	2:03.073	2:03.073	(1)
3	30	M.DE DIEGO	36.572	41	I.RIERA	50.105	42	D.LOSADA	36.569	3	41	I.RIERA	2:03.168	2:03.214	(2)
4	41	I.RIERA	36.589	12	L.PEREZ	50.129	12	L.PEREZ	36.595	4	12	L.PEREZ	2:03.492	2:03.492	(4)
5	47	O.GÓMEZ	36.637	70	S.CASTILLA	50.137	23	A.ALBACETE JR.	36.614	5	70	S.CASTILLA	2:03.544	2:03.741	(5)
6	19	A.FERRER	36.642	47	O.GÓMEZ	50.423	70	S.CASTILLA	36.702	6	14	I.RODRIGUEZ	2:03.764	2:31.666	(12)
7	70	S.CASTILLA	36.705	42	D.LOSADA	50.438	30	M.DE DIEGO	36.720	7	42	D.LOSADA	2:03.773	2:03.773	(6)
8	80	A.ALBACETE	36.735	80	A.ALBACETE	50.515	14	I.RODRIGUEZ	36.793	8	30	M.DE DIEGO	2:03.893	2:03.893	(7)
9	42	D.LOSADA	36.766	14	I.RODRIGUEZ	50.552	47	O.GÓMEZ	36.888	9	47	O.GÓMEZ	2:03.948	2:04.018	(8)
10	12	L.PEREZ	36.768	30	M.DE DIEGO	50.601	80	A.ALBACETE	37.173	10	80	A.ALBACETE	2:04.423	2:04.488	(9)
11	86	A.FÁBREGA	37.393	86	A.FÁBREGA	50.915	4	J.CHICO	37.299	11	86	A.FÁBREGA	2:06.130	2:06.130	(10)
12	4	J.CHICO	37.580	4	J.CHICO	51.433	86	A.FÁBREGA	37.822	12	4	J.CHICO	2:06.312	2:06.342	(11)



Circuit de
Barcelona
CATALUNYA

9 y 10 de noviembre



Toyota GR Cup Spain ROUND 4 - BARCELONA QUALIFYING 2

Fastest Lap Sequence

Elapsed	No	Driver	Team	Car	Class	Time	Kph	Lap
4:23.116	12	Luis Carlos PEREZ	RX PRORACING	Toyota GR86		2:04.072	135.1	2
6:17.381	19	Adrian FERRER	RX PRORACING	Toyota GR86		2:03.073	136.2	2



Toyota GR Cup Spain

ROUND 4 - BARCELONA

QUALIFYING 2

Sector Analysis

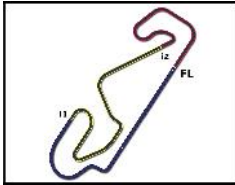
— Invalidated Lap Personal Best Session Best B Crossing the pit lane

Lap	Time	Sector 1	Sector 2	Sector 3	T.Sp	Elapsed	Lap	Time	Sector 1	Sector 2	Sector 3	T.Sp	Elapsed		
4	Jose Antonio CHICO ESP RX PRORACING Toyota GR86						4	2:03.214	36.628	50.112	36.474	207.5	9:21.537		
	1	2:30.255	51.122	58.485	40.648	129.6	2:30.255		5	2:11.116	36.589	50.968	43.559	208.3	11:32.653
	2	2:09.686	38.720	52.999	37.967	197.3	4:39.941		6	2:17.550	41.955	58.117	37.478	164.0	13:50.203
	3	2:07.844	38.133	51.965	37.746	199.9	6:47.785								
	4	2:06.721	37.730	51.433	37.558	200.2	8:54.506								
	5	2:06.342	37.580	51.463	37.299	202.8	11:00.848								
	6	2:26.633 B	39.177	53.772	53.684	202.5	13:27.481								
12	Luis Carlos PEREZ MEX RX PRORACING Toyota GR86						42	Daniel LOSADA ESP MOTORISMO RACING TEAM Toyota GR86							
	1	2:19.044	48.077	53.854	37.113	125.4	2:19.044		1	3:10.561	1:36.757	55.230	38.574	133.4	3:10.561
	2	2:04.072	36.873	50.364	36.835	207.5	4:23.116		2	2:12.407	43.275	52.085	37.047	209.1	5:22.968
	3	2:03.492	36.768	50.129	36.595	207.9	6:26.608		3	2:03.773	36.766	50.438	36.569	209.5	7:26.741
	4	2:16.757	39.915	56.832	40.010	168.0	8:43.365		4	2:23.085 B	36.774	52.845	53.466	210.7	9:49.826
	5	2:30.951 B	40.298	1:01.803	48.850	167.0	11:14.316		5	3:29.384	1:50.838	58.672	39.874	145.5	13:19.210
	6								6	2:03.757	36.769	50.384	36.604	207.9	15:22.967
14	Ignacio RODRIGUEZ ESP AVIASTECH_RACING Toyota GR86						47	Oscar GÓMEZ ESP ESCUELA VASCA DE CONDUCCIÓN Toyota GR86							
	1	2:30.640	49.250	59.664	41.726	128.1	2:30.640		1	3:48.556	2:11.947	56.726	39.883	125.3	3:48.556
	2	2:31.666	51.066	57.396	43.204	135.4	5:02.306		2	2:12.096	39.914	54.083	38.099	183.0	6:00.652
	3	2:04.187	36.904	50.396	36.887	209.9	7:06.493		3	2:04.397	36.877	50.632	36.888	209.5	8:05.049
	4	2:03.739	36.566	50.380	36.793	211.9	9:10.232		4	2:04.018	36.637	50.423	36.958	211.9	10:09.067
	5	2:08.676	36.419	54.301	37.956	212.8	11:18.908		5	2:23.934 B	36.738	53.013	54.183	211.5	12:33.001
	6	2:04.641	36.549	50.552	37.540	211.5	13:23.549		6						
19	Adrian FERRER ESP RX PRORACING Toyota GR86						70	Santiago CASTILLA ESP EFICAR TEAM Toyota GR86							
	1	4:14.308	2:38.200	57.192	38.916	134.6	4:14.308		1	3:12.101	1:37.733	56.580	37.788	139.7	3:12.101
	2	2:03.073	36.642	50.048	36.383	208.3	6:17.381		2	2:04.945	37.709	50.534	36.702	209.9	5:17.046
	3	2:03.567	36.898	50.072	36.597	208.3	8:20.948		3	2:04.115	36.990	50.137	36.988	211.5	7:21.161
	4	2:28.752 B	40.543	55.639	52.570	164.7	10:49.700		4	2:03.741	36.798	50.177	36.766	211.5	9:24.902
								5	2:03.541	36.705	50.009	36.827	211.5	11:28.443	
								6	2:09.830	39.266	53.118	37.446	172.3	13:38.273	
23	Antonio ALBACETE JR. ESP ME-PRE Toyota GR86						80	Antonio ALBACETE ESP ME-PRE Toyota GR86							
	1	2:32.129	53.139	57.785	41.205	118.2	2:32.129		1	2:33.584	56.229	57.518	39.837	131.6	2:33.584
	2	2:15.604	44.521	54.201	36.882	164.7	4:47.733		2	2:18.943	44.073	56.184	38.686	161.5	4:52.527
	3	2:03.291	36.839	49.838	36.614	207.9	6:51.024		3	2:05.417	37.234	51.010	37.173	207.9	6:57.944
	4	2:03.515	36.586	49.932	36.997	210.7	8:54.539		4	2:04.914	36.911	50.759	37.244	209.1	9:02.858
	5	2:03.357	36.495	50.163	36.699	209.9	10:57.896		5	2:26.630	44.014	58.429	44.187	173.4	11:29.488
	6	2:03.549	36.707	50.085	36.757	209.5	13:01.445		6	2:14.099	38.992	56.790	38.317	211.9	13:43.587
								7	2:04.488	36.735	50.515	37.238	209.1	15:48.075	
30	Marcos DE DIEGO ESP EFICAR TEAM Toyota GR86						86	Albert FÁBREGA ESP RX PRORACING Toyota GR86							
	1	3:48.125	2:11.358	56.736	40.031	122.3	3:48.125		1	2:34.861	58.171	57.510	39.180	132.7	2:34.861
	2	2:11.815	39.904	54.014	37.897	183.6	5:59.940		2	2:19.996	40.757	59.982	39.257	195.5	4:54.857
	3	2:04.281	36.839	50.666	36.776	207.5	8:04.221		3	2:06.399	37.426	50.999	37.974	210.3	7:01.256
	4	2:03.893	36.572	50.601	36.720	208.3	10:08.114		4	2:06.130	37.393	50.915	37.822	208.3	9:07.386
	5	2:27.696 B	36.719	54.985	55.992	207.9	12:35.810		5	2:06.574	37.525	51.122	37.927	207.5	11:13.960
								6	3:01.103 B	37.532	1:00.656	1:22.915	206.7	14:15.063	
41	Ivan RIERA ESP EFICAR TEAM Toyota GR86														
	1	3:07.316	1:34.414	54.306	38.596	123.8	3:07.316								
	2	2:06.653	38.243	51.685	36.725	202.5	5:13.969								
	3	2:04.354	36.763	50.105	37.486	207.9	7:18.323								



Circuit de Barcelona CATALUNYA



9 y 10 de noviembre



BARCELONA 4.657 m.

Toyota GR Cup Spain ROUND 4 - BARCELONA QUALIFYING 2

Flag Analysis

Flag	Time
 GREEN FLAG	10:30:00.000
 CHEQUERED FLAG	10:45:00.000





Circuit de Barcelona CATALUNYA

9 y 10 de noviembre



Toyota GR Cup Spain ROUND 4 - BARCELONA QUALIFYING 2

Track Limits Analysis

No	Driver	Team	T.L. Nr	Camera	Lap	Time	Total Infractions:
4	Jose Antonio CHICO	RX PRORACING	1	Turn 13	4	10:38:42.937	<input type="text" value="1"/>
14	Ignacio RODRIGUEZ	AVIASTEC_RACING	1	Turn 9	3	10:36:20.998	<input type="text" value="4"/>
14	Ignacio RODRIGUEZ	AVIASTEC_RACING	2	Turn 9	4	10:38:24.396	
14	Ignacio RODRIGUEZ	AVIASTEC_RACING	3	Turn 7	5	10:40:17.869	
14	Ignacio RODRIGUEZ	AVIASTEC_RACING	4	Turn 14	6	10:43:17.972	
23	Antonio ALBACETE JR.	ME-PRE	1	Turn 9	4	10:38:08.519	<input type="text" value="1"/>
41	Ivan RIERA	EFICAR TEAM	1	Turn 9	5	10:40:39.590	<input type="text" value="1"/>
42	Daniel LOSADA	MOTORISMO RACING TEAM	1	Turn 9	6	10:44:37.527	<input type="text" value="1"/>
70	Santiago CASTILLA	EFICAR TEAM	1	Turn 9	5	10:40:43.260	<input type="text" value="2"/>
70	Santiago CASTILLA	EFICAR TEAM	2	Turn 14	6	10:43:33.707	

Published at:

TOTAL TRACK LIMITS: 10

10/11/2024 Page 1 / 1





Circuit de Barcelona CATALUNYA

9 y 10 de noviembre




Toyota GR Cup Spain ROUND 4 - BARCELONA QUALIFYING 2

Provisional Race Director Report

Hour	Flag	Message
10:28:17		APERTURA PIT LANE 10.30
10:30:00		PIT LANE ABIERTO
10:41:31		WARNING FLAG COCHE 14 - TRACK LIMITS
10:45:29		CHEQUERED FLAG

Published at:

Race Director: David RODRÍGUEZ	Timekeeper: Alberto Estébarez	
--	---	---





Circuit de Barcelona CATALUNYA

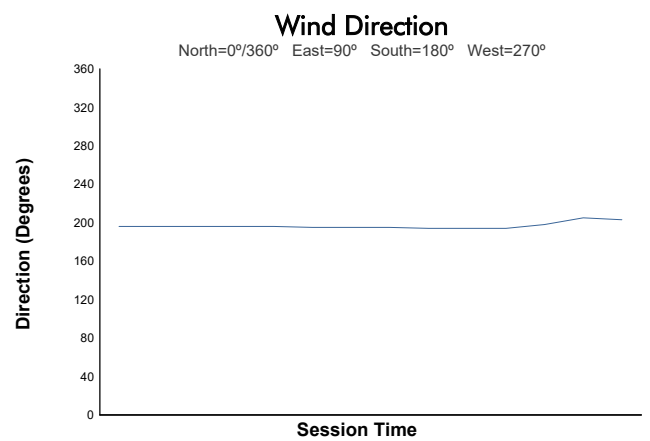
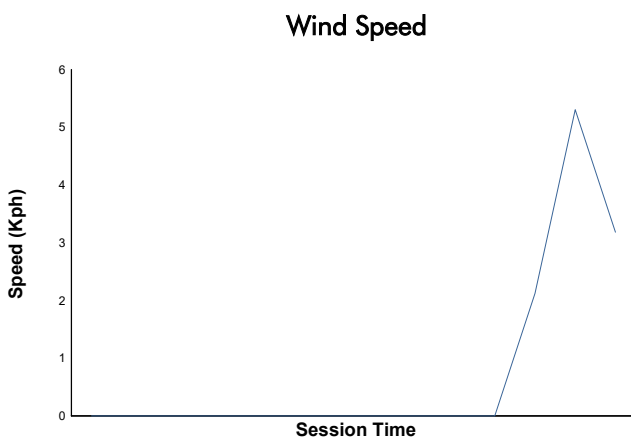
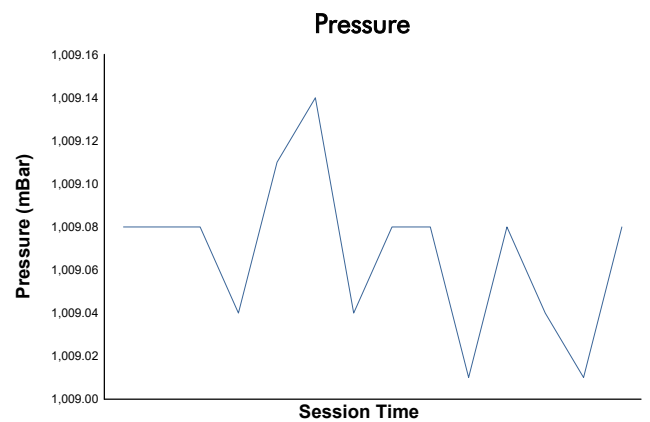
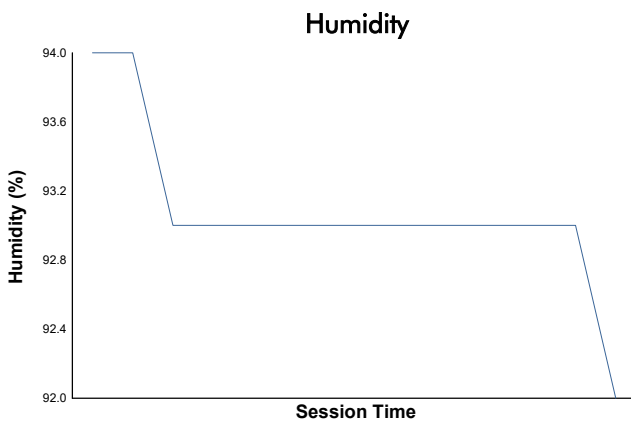
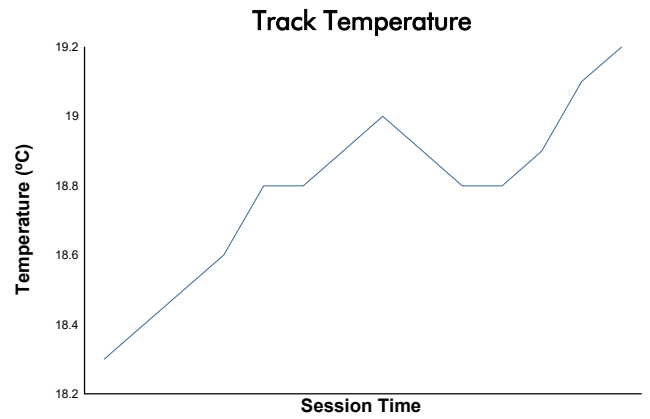
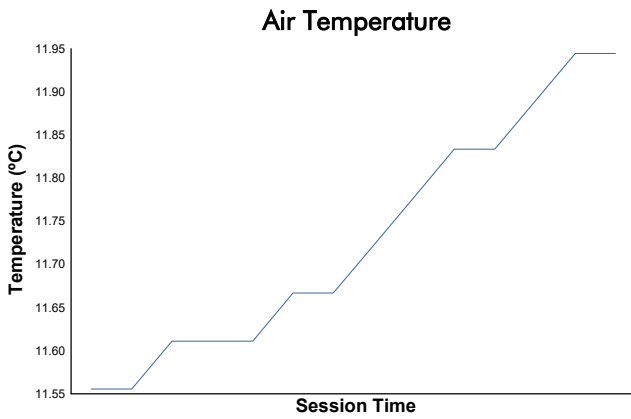
9 y 10 de noviembre



ROUND 4 - BARCELONA

Toyota GR Cup Spain QUALIFYING 2

Weather Report



Track Status: **DRY**





Toyota GR Cup Spain
ROUND 4 - BARCELONA
RACE 2 (25 Minutes + 1 Lap)

Final Starting Grid

Ignacio RODRIGUEZ AVIASTEC RACING 14	- 6 -	4 RX PRORACING	2:06.342 Jose Antonio CHICO
2:06.130 Albert FÁBREGA RX PRORACING 86	- 5 -	80 ME-PRE	2:04.488 Antonio ALBACETE
2:04.018 Oscar GÓMEZ ESCUELA VASCA DE CONDUCCIÓN 47	- 4 -	30 EFICAR TEAM	2:03.893 Marcos DE DIEGO
2:03.773 Daniel LOSADA MOTORISMO RACING TEAM 42	- 3 -	70 EFICAR TEAM	2:03.741 Santiago CASTILLA
2:03.492 Luis Carlos PEREZ RX PRORACING 12	- 2 -	23 ME-PRE	2:03.291 Antonio ALBACETE JR.
2:03.214 Ivan RIERA EFICAR TEAM 41	- 1 -	19 RX PRORACING	2:03.073 Adrian FERRER



Pole

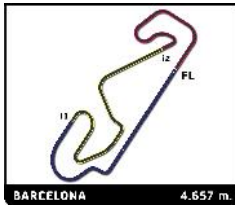
Published at:

Stewards: Miguel HIDALGO Jordi PARRO Eduard GALLEGO	Timekeeper: Alberto Estébanez	
---	---	--



Circuit de Barcelona CATALUNYA

9 y 10 de noviembre



Toyota GR Cup Spain ROUND 4 - BARCELONA RACE 2 (25 Minutes + 1 Lap)

Final Classification

No	Driver	Nat	Team	Car	Cl.	Laps	Total Time	Gap	Kph	Best Lap		
										Lap	Time	Kph
1	30 Marcos DE DIEGO	ESP	EFICAR TEAM	Toyota GR86		13	27:07.097	-	133.7	3	2:03.739	135.5
2	23 Antonio ALBACETE JR.	ESP	ME-PRE	Toyota GR86		13	27:08.642	+1.545	133.6	3	2:04.084	135.1
3	42 Daniel LOSADA	ESP	MOTORISMO RACING TEAM	Toyota GR86		13	27:14.194	+7.097	133.1	6	2:04.147	135.0
4	70 Santiago CASTILLA	ESP	EFICAR TEAM	Toyota GR86		13	27:21.126	+14.029	132.6	4	2:04.791	134.3
5	12 Luis Carlos PEREZ	MEX	RX PRORACING	Toyota GR86		13	27:34.206	+27.109	131.5	11	2:06.180	132.9
6	86 Albert FÁBREGA	ESP	RX PRORACING	Toyota GR86		13	27:51.114	+44.017	130.2	4	2:06.834	132.2
7	41 Ivan RIERA	ESP	EFICAR TEAM	Toyota GR86		13	28:38.047	+1:30.950	126.6	2	2:04.033	135.2
8	47 Oscar GÓMEZ	ESP	ESCUELA VASCA DE CONDUCCIÓN	Toyota GR86		12	27:34.371	1 Lap	121.4	3	2:05.163	133.9
9	19 Adrian FERRER	ESP	RX PRORACING	Toyota GR86		10	20:55.690	3 Laps	133.2	2	2:04.307	134.9
Not classified												
4	Jose Antonio CHICO	ESP	RX PRORACING	Toyota GR86		6	13:11.690			2	2:07.706	131.3
80	Antonio ALBACETE	ESP	ME-PRE	Toyota GR86		3	6:26.418			2	2:06.139	132.9
14	Ignacio RODRIGUEZ	ESP	AVIASTEC RACING	Toyota GR86		3	6:26.991			3	2:07.217	131.8

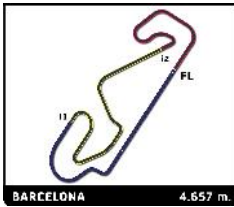
Pole Position:	Adrian FERRER	2:03.073	136.2 Kph
Fastest Lap:	Lap3 Marcos DE DIEGO	2:03.739	135.5 Kph

Published at:

Track Status: **DRY**

Stewards: Miguel HIDALGO Jordi PARRO Eduard GALLEGO	Timekeeper: Alberto Estébanez	
---	---	--





Toyota GR Cup Spain ROUND 4 - BARCELONA RACE 2

Best Sector Times

Sector 1			Sector 2			Sector 3			Ideal Lap	Best Lap					
Pos	No	Driver	Time	No	Driver	Time	No	Driver				Time			
1	42	D.LOSADA	36.634	30	M.DE DIEGO	50.284	30	M.DE DIEGO	36.597	1	30	M.DE DIEGO	2:03.567	2:03.739	(1)
2	30	M.DE DIEGO	36.686	41	I.RIERA	50.379	41	I.RIERA	36.616	2	41	I.RIERA	2:03.846	2:04.033	(2)
3	23	A.ALBACETE JR.	36.735	19	A.FERRER	50.418	19	A.FERRER	36.778	3	42	D.LOSADA	2:03.928	2:04.147	(4)
4	14	I.RODRIGUEZ	36.811	23	A.ALBACETE JR.	50.435	42	D.LOSADA	36.828	4	23	A.ALBACETE JR.	2:04.084	2:04.084	(3)
5	41	I.RIERA	36.851	42	D.LOSADA	50.466	23	A.ALBACETE JR.	36.914	5	19	A.FERRER	2:04.132	2:04.307	(5)
6	19	A.FERRER	36.936	70	S.CASTILLA	50.489	12	L.PEREZ	37.127	6	70	S.CASTILLA	2:04.666	2:04.791	(6)
7	70	S.CASTILLA	36.948	47	O.GÓMEZ	50.493	70	S.CASTILLA	37.229	7	47	O.GÓMEZ	2:04.817	2:05.163	(7)
8	12	L.PEREZ	37.014	12	L.PEREZ	51.007	80	A.ALBACETE	37.256	8	12	L.PEREZ	2:05.148	2:06.180	(9)
9	47	O.GÓMEZ	37.042	80	A.ALBACETE	51.186	47	O.GÓMEZ	37.282	9	80	A.ALBACETE	2:05.517	2:06.139	(8)
10	80	A.ALBACETE	37.075	14	I.RODRIGUEZ	51.341	4	J.CHICO	37.633	10	14	I.RODRIGUEZ	2:06.027	2:07.217	(11)
11	86	A.FÁBREGA	37.560	86	A.FÁBREGA	51.446	86	A.FÁBREGA	37.663	11	86	A.FÁBREGA	2:06.669	2:06.834	(10)
12	4	J.CHICO	37.770	4	J.CHICO	51.843	14	I.RODRIGUEZ	37.875	12	4	J.CHICO	2:07.246	2:07.706	(12)



Circuit de Barcelona CATALUNYA

9 y 10 de noviembre



Toyota GR Cup Spain ROUND 4 - BARCELONA RACE 2

Best Top Speed

No Driver	Team	Class	Top 1		Top 2		Top 3		Top 4		Top 5		Avg
			Kph	Lap	Kph	Lap	Kph	Lap	Kph	Lap	Kph	Lap	
23 Antonio ALBACETE JR.	ME-PRE		214.9	8	214.0	7	212.3	6	211.9	4	211.9	3	213.0
14 Ignacio RODRIGUEZ	AVIASTEC RACING		214.0	2	213.2	3							213.6
42 Daniel LOSADA	MOTORISMO RACING TEAM		213.6	11	212.8	5	211.9	2	211.5	9	211.1	10	212.2
30 Marcos DE DIEGO	EFICAR TEAM		211.5	5	210.7	3	209.9	4	206.7	7	206.7	6	209.1
70 Santiago CASTILLA	EFICAR TEAM		211.5	8	211.1	7	210.3	6	210.3	5	209.9	9	210.6
12 Luis Carlos PEREZ	RX PRORACING		211.1	2	209.5	4	207.9	3	206.3	5	205.9	12	208.1
19 Adrian FERRER	RX PRORACING		211.1	6	209.9	10	209.9	7	209.1	8	208.3	9	209.7
80 Antonio ALBACETE	ME-PRE		211.1	2	209.9	3							210.5
47 Oscar GÓMEZ	ESCUELA VASCA DE CONDUCCIÓN		210.7	12	209.9	8	209.5	9	208.7	10	207.9	5	209.3
86 Albert FÁBREGA	RX PRORACING		209.1	6	209.1	4	208.3	7	208.3	5	207.5	2	208.5
4 Jose Antonio CHICO	RX PRORACING		207.9	6	202.5	5	201.3	2	201.0	3	199.5	4	202.4
41 Ivan RIERA	EFICAR TEAM		206.3	7	205.9	6	205.1	4	205.1	3	204.7	5	205.4



Circuit de Barcelona CATALUNYA

9 y 10 de noviembre



Toyota GR Cup Spain ROUND 4 - BARCELONA RACE 2

Lap Chart

No	Pos	Grid	Lap													
			1	2	3	4	5	6	7	8	9	10	11	12	13	
19	1	19	19	19	19	23	30	30	30	30	30	30	30	30	30	30
41	2	41	23	23	23	30	19	19	19	23	23	23	23	23	23	23
23	3	23	30	30	30	19	23	23	23	19	19	19	42	42	42	42
12	4	12	70	70	70	70	70	42	42	42	42	42	70	70	70	70
70	5	70	80	80	42	42	42	70	70	70	70	70	12	12	12	12
42	6	42	12	14	80	12	12	12	12	12	12	12	86	86	86	86
30	7	30	42	42	12	86	86	86	86	86	86	86	41	41	41	41
47	8	47	14	12	14	4	4	4	41	41	41	41	47	47		
80	9	80	4	4	4	41	41	41	47	47	47	47				
86	10	86	86	86	86	47	47	47								
4	11	4	47	41	41											
14	12	14	41	47	47											





Toyota GR Cup Spain ROUND 4 - BARCELONA RACE 2

Fastest Lap Sequence

Elapsed	No Driver	Team	Car	Class	Time	Kph	Lap
4:14.711	19 Adrian FERRER	RX PRORACING	Toyota GR86		2:04.307	134.9	2
4:16.383	30 Marcos DE DIEGO	EFICAR TEAM	Toyota GR86		2:04.162	135.0	2
5:38.605	41 Ivan RIERA	EFICAR TEAM	Toyota GR86		2:04.033	135.2	2
6:20.122	30 Marcos DE DIEGO	EFICAR TEAM	Toyota GR86		2:03.739	135.5	3



Circuit de Barcelona CATALUNYA

9 y 10 de noviembre



Toyota GR Cup Spain ROUND 4 - BARCELONA RACE 2

Analysis by lap

Lapped ■

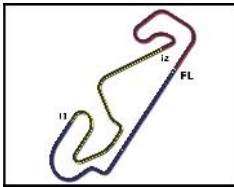
No	Lap Time	Gap	No	Lap Time	Gap	No	Lap Time	Gap	No	Lap Time	Gap	No	Lap Time	Gap			
Lap 1																	
19	2:10.404	0.000	19	2:05.102	1.011	30	2:04.411										
23	2:11.057	0.653	23	2:06.611	1.561	23	2:04.665	2.400									
30	2:12.221	1.817	70	2:05.157	3.256	19	2:04.917	3.321									
70	2:12.278	1.874	42	2:04.535	3.428	42	2:04.450	3.997									
80	2:12.897	2.493	12	2:07.613	12.512	70	2:05.833	9.670									
12	2:13.476	3.072	47	2:06.470	1 Lap	12	2:06.298	22.748									
42	2:14.194	3.790	86	2:08.683	18.760	47	2:05.804	1 Lap									
14	2:14.401	3.997	4	2:07.803	18.963	86	2:06.749	33.493									
4	2:16.794	6.390	41	2:05.450	1:24.329	41	2:05.301	1:27.847									
86	2:17.516	7.112	Lap 6														
47	2:55.439	45.035	30	2:04.366		30	2:04.757										
41	3:34.572	1:24.168	19	2:04.629	1.274	23	2:04.553	2.196									
Lap 2																	
19	2:04.307		23	2:04.501	1.696	42	2:05.267	4.507									
23	2:04.312	0.658	42	2:04.147	3.209	70	2:05.711	10.624									
30	2:04.162	1.672	70	2:05.453	4.343	12	2:06.180	24.171									
70	2:06.014	3.581	12	2:06.209	14.355	47	2:05.981	1 Lap									
80	2:06.139	4.325	47	2:05.275	1 Lap	86	2:07.377	36.113									
14	2:05.373	5.063	86	2:07.686	22.080	41	2:05.752	1:28.842									
42	2:05.817	5.300	4	2:22.834	37.431	Lap 12											
12	2:06.629	5.394	41	2:05.166	1:25.129	30	2:04.933										
4	2:07.706	9.789	Lap 7											23	2:04.542	1.805	
86	2:07.658	10.463	30	2:04.478		42	2:05.916	5.490									
41	2:04.033	1:23.894	19	2:04.609	1.405	70	2:06.415	12.106									
Lap 3														12	2:06.246	25.484	
19	2:04.386		23	2:04.543	1.761	47	2:06.446	1 Lap									
23	2:04.084	0.356	42	2:04.816	3.547	86	2:08.395	39.575									
30	2:03.739	1.025	70	2:05.162	5.027	41	2:05.953	1:29.862									
70	2:04.909	4.104	12	2:07.786	17.663	Lap 13											
42	2:04.490	5.404	47	2:05.373	1 Lap	30	2:05.038										
80	2:07.382	7.321	86	2:07.387	24.989	23	2:04.778	1.545									
12	2:06.785	7.793	41	2:05.171	1:25.822	42	2:06.645	7.097									
14	2:07.217	7.894	Lap 8											70	2:06.961	14.029	
4	2:08.119	13.522	30	2:04.485		12	2:06.663	27.109									
86	2:07.962	14.039	23	2:05.247	2.523	19	2:05.811	2.731									
47	3:40.629	1 Lap	19	2:05.811	2.731	42	2:04.895	3.957									
41	2:04.918	1:24.426	42	2:04.895	3.957	70	2:05.928	6.470									
Lap 4														12	2:06.237	19.415	
23	2:05.390		12	2:06.237	19.415	47	2:06.141	1 Lap									
30	2:04.975	0.254	47	2:06.141	1 Lap	86	2:07.813	28.317									
19	2:06.705	0.959	86	2:07.813	28.317	41	2:05.247	1:26.584									
70	2:04.791	3.149	Lap 9											41	2:06.126	1:30.950	
42	2:04.285	3.943	30	2:04.736		30	2:04.736										
12	2:07.902	9.949	23	2:04.359	2.146	23	2:04.359	2.146									
86	2:06.834	15.127	19	2:04.820	2.815	19	2:04.820	2.815									
4	2:08.434	16.210	42	2:04.737	3.958	42	2:04.737	3.958									
47	2:05.163	1 Lap	70	2:06.514	8.248	70	2:06.514	8.248									
41	2:05.249	1:23.929	12	2:06.182	20.861	12	2:06.182	20.861									
Lap 5														47	2:05.373	1 Lap	
30	2:04.796		47	2:05.373	1 Lap	86	2:07.574	31.155									
Lap 6														41	2:05.109	1:26.957	
Lap 7														Lap 10			
Lap 8														Lap 11			
Lap 9														Lap 12			
Lap 10														Lap 13			





Circuit de Barcelona CATALUNYA

9 y 10 de noviembre



BARCELONA 4.657 m.

Toyota GR Cup Spain ROUND 4 - BARCELONA RACE 2

Flag Analysis

Flag	Time
GREEN FLAG	14:43:53.454
YELLOW FLAG AT SECTOR 2	14:45:21.236
GREEN FLAG	14:45:33.690
YELLOW FLAG AT SECTOR 1	14:48:43.492
GREEN FLAG	14:49:03.426
YELLOW FLAG AT SECTOR 2	14:51:54.800
GREEN FLAG	14:52:11.680
YELLOW FLAG AT SECTOR 2	14:52:21.581
GREEN FLAG	14:57:49.278
YELLOW FLAG AT SECTOR 2	15:07:35.560
GREEN FLAG	15:07:51.242
YELLOW FLAG AT SECTOR 2	15:08:26.241
YELLOW FLAG AT SECTOR 3	15:08:31.426
GREEN FLAG AT SECTOR 2	15:08:33.528
CHEQUERED FLAG	15:11:00.551
GREEN FLAG	15:11:22.536





Circuit de Barcelona CATALUNYA

9 y 10 de noviembre



Toyota GR Cup Spain ROUND 4 - BARCELONA RACE 2

Sector Analysis

_ Invalidated Lap							■ Personal Best							■ Session Best							B Crossing the pit lane																																																																													
Lap	Time	Sector 1	Sector 2	Sector 3	T.Spd	Elapsed	Lap	Time	Sector 1	Sector 2	Sector 3	T.Spd	Elapsed	Lap	Time	Sector 1	Sector 2	Sector 3	T.Spd	Elapsed	Lap	Time	Sector 1	Sector 2	Sector 3	T.Spd	Elapsed																																																																							
4	Jose Antonio CHICO RX PRORACING Toyota GR86						ESP	11	2:04.553	36.895	50.563	37.095	209.1	22:59.322	12	2:04.542	36.816	50.645	37.081	208.7	25:03.864	13	2:04.778	36.868	50.485	37.425	209.5	27:08.642																																																																						
1	2:16.794	46.281	52.321	38.192		2:16.794	2	2:07.706	37.770	52.044	37.892	201.3	4:24.500	3	2:08.119	38.157	51.930	38.032	201.0	6:32.619	4	2:08.434	38.585	51.872	37.977	199.5	8:41.053	5	2:07.803	38.327	51.843	37.633	202.5	10:48.856	6	2:22.834	39.349	52.140	51.345	207.9	13:11.690																																																									
12	Luis Carlos PEREZ RX PRORACING Toyota GR86						MEX	1	2:13.476	44.300	51.970	37.206		2:13.476	2	2:06.629	37.014	51.007	38.608	211.1	4:20.105	3	2:06.785	37.462	51.383	37.940	207.9	6:26.890	4	2:07.902	37.546	51.689	38.667	209.5	8:34.792	5	2:07.613	38.586	51.477	37.550	206.3	10:42.405	6	2:06.209	37.608	51.277	37.324	204.4	12:48.614	7	2:07.786	39.413	51.246	37.127	205.1	14:56.400	8	2:06.237	37.547	51.026	37.664	205.9	17:02.637	9	2:06.182	37.415	51.135	37.632	204.4	19:08.819	10	2:06.298	37.472	51.119	37.707	205.5	21:15.117	11	2:06.180	37.615	51.093	37.472	205.5	23:21.297	12	2:06.246	37.538	51.011	37.697	205.9	25:27.543	13	2:06.663	37.543	51.194	37.926	205.1	27:34.206
14	Ignacio RODRIGUEZ AVIASTEC RACING Toyota GR86						ESP	1	2:14.401	44.918	51.341	38.142		2:14.401	2	2:05.373	36.958	50.540	37.875	214.0	4:19.774	3	2:07.217	36.811	52.531	37.875	213.2	6:26.991																																																																						
19	Adrian FERRER RX PRORACING Toyota GR86						ESP	1	2:10.404	42.679	50.715	37.010		2:10.404	2	2:04.307	37.024	50.505	36.778	204.7	4:14.711	3	2:04.386	36.955	50.418	37.013	207.1	6:19.097	4	2:06.705	37.797	51.892	37.016	206.7	8:25.802	5	2:05.102	36.981	51.254	36.867	208.3	10:30.904	6	2:04.629	36.936	50.530	37.163	211.1	12:35.533	7	2:04.609	36.976	50.557	37.076	209.9	14:40.142	8	2:05.811	37.751	50.904	37.156	209.1	16:45.953	9	2:04.820	37.034	50.621	37.165	208.3	18:50.773	10	2:04.917	37.100	50.600	37.217	209.9	20:55.690																					
23	Antonio ALBACETE JR. ME-PRE Toyota GR86						ESP	1	2:11.057	43.052	50.887	37.118		2:11.057	2	2:04.312	36.774	50.674	36.864	211.9	4:15.369	3	2:04.084	36.735	50.435	36.914	211.9	6:19.453	4	2:05.390	37.445	50.921	37.024	211.9	8:24.843	5	2:06.611	37.059	52.364	37.188	209.5	10:31.454	6	2:04.501	36.782	50.571	37.148	212.3	12:35.955	7	2:04.543	36.812	50.692	37.039	214.0	14:40.498	8	2:05.247	37.159	50.723	37.365	214.9	16:45.745	9	2:04.359	36.809	50.545	37.005	208.7	18:50.104	10	2:04.665	37.033	50.500	37.132	209.1	20:54.769																					
30	Marcos DE DIEGO EFICAR TEAM Toyota GR86						ESP	1	2:12.221	43.979	51.045	37.197		2:12.221	2	2:04.162	37.106	50.459	36.597	204.7	4:16.383	3	2:03.739	36.686	50.284	36.769	210.7	6:20.122	4	2:04.975	36.983	51.202	36.790	209.9	8:25.097	5	2:04.796	37.112	50.830	36.854	211.5	10:29.893	6	2:04.366	36.926	50.478	36.962	206.7	12:34.259	7	2:04.478	36.965	50.547	36.966	206.7	14:38.737	8	2:04.485	36.911	50.515	37.059	205.9	16:43.222	9	2:04.736	36.952	50.508	37.276	205.9	18:47.958	10	2:04.411	37.020	50.482	36.909	204.7	20:52.369	11	2:04.757	37.014	50.519	37.224	205.5	22:57.126	12	2:04.933	37.170	50.484	37.279	205.9	25:02.059	13	2:05.038	37.067	50.719	37.252	205.5	27:07.097
41	Ivan RIERA EFICAR TEAM Toyota GR86						ESP	1	3:34.572	2:07.177	50.779	36.616		3:34.572	2	2:04.033	36.851	50.379	36.803	204.7	5:38.605	3	2:04.918	37.168	50.811	36.939	205.1	7:43.523	4	2:05.249	37.060	50.827	37.362	205.1	9:48.772	5	2:05.450	37.330	51.098	37.022	204.7	11:54.222	6	2:05.166	37.306	50.645	37.215	205.9	13:59.388	7	2:05.171	37.165	50.808	37.198	206.3	16:04.559	8	2:05.247	37.333	50.795	37.119	204.0	18:09.806	9	2:05.109					20:14.915	10	2:05.301					22:20.216	11	2:05.752					24:25.968	12	2:05.953					26:31.921	13	2:06.126					28:38.047
42	Daniel LOSADA MOTORISMO RACING TEAM Toyota GR86						ESP	1	2:14.194	44.755	51.964	37.475		2:14.194	2	2:05.817	36.634	50.853	38.330	211.9	4:20.011	3	2:04.490	36.978	50.684	36.828	208.3	6:24.501	4	2:04.285	36.811	50.566	36.908	210.7	8:28.786	5	2:04.535	36.818	50.727	36.990	212.8	10:33.321	6	2:04.147	36.739	50.466	36.942	210.7	12:37.468	7	2:04.816	36.929	50.927	36.960	209.9	14:42.284	8	2:04.895	37.154	50.530	37.211	209.5	16:47.179	9	2:04.737	36.731	50.513	37.493	211.5	18:51.916	10	2:04.450	36.926	50.441	37.083	211.1	20:56.366	11	2:05.267	37.114	50.887	37.266	213.6	23:01.633	12	2:05.916	37.290	51.086	37.540	208.7	25:07.549	13	2:06.645	37.472	50.999	38.174	207.1	27:14.194
47	Oscar GÓMEZ ESCUELA VASCA DE CONDUCCIÓN Toyota GR86						ESP	1	2:55.439	44.963	1:16.610	53.866		2:55.439	2	3:40.629	1:52.243	1:10.836	37.550	83.4	6:36.068	3	2:05.163	37.388	50.493	37.282	206.7	8:41.231																																																																						





Toyota GR Cup Spain

ROUND 4 - BARCELONA

RACE 2

Sector Analysis

_ Invalidated Lap
 ■ Personal Best
 ■ Session Best
 B Crossing the pit lane

Lap	Time	Sector 1	Sector 2	Sector 3	T.Spd	Elapsed	Lap	Time	Sector 1	Sector 2	Sector 3	T.Spd	Elapsed
4	2:06.470	37.120	51.392	37.958	207.5	10:47.701							
5	2:05.275	37.073	50.735	37.467	207.9	12:52.976							
6	2:05.373	37.099	50.799	37.475	207.5	14:58.349							
7	2:06.141	37.404	51.185	37.552	206.3	17:04.490							
8	2:05.373	37.042	50.782	37.549	209.9	19:09.863							
9	2:05.804	37.304	51.147	37.353	209.5	21:15.667							
10	2:05.981	37.333	51.096	37.552	208.7	23:21.648							
11	2:06.446	37.495	51.093	37.858	205.5	25:28.094							
12	2:06.277	37.282	51.194	37.801	210.7	27:34.371							

70		Santiago CASTILLA		ESP	
		EFICAR TEAM		Toyota GR86	
1	2:12.278	43.838	50.839	37.601	2:12.278
2	2:06.014	37.572	51.066	37.376	4:18.292
3	2:04.909	37.082	50.489	37.338	6:23.201
4	2:04.791	37.047	50.515	37.229	8:27.992
5	2:05.157	37.168	50.566	37.423	10:33.149
6	2:05.453	37.240	50.653	37.560	12:38.602
7	2:05.162	36.948	50.657	37.557	14:43.764
8	2:05.928	37.150	50.780	37.998	16:49.692
9	2:06.514	37.371	51.172	37.971	18:56.206
10	2:05.833	37.301	51.041	37.491	21:02.039
11	2:05.711	37.187	50.754	37.770	23:07.750
12	2:06.415	37.147	51.430	37.838	25:14.165
13	2:06.961	37.295	51.709	37.957	27:21.126

80		Antonio ALBACETE		ESP	
		ME-PRE		Toyota GR86	
1	2:12.897	44.455	51.186	37.256	2:12.897
2	2:06.139	37.243	51.204	37.692	4:19.036
3	2:07.382	37.097	52.583	37.702	6:26.418

86		Albert FÁBREGA		ESP	
		RX PRORACING		Toyota GR86	
1	2:17.516	45.726	52.670	39.120	2:17.516
2	2:07.658	37.756	51.767	38.135	4:25.174
3	2:07.962	37.902	51.922	38.138	6:33.136
4	2:06.834	37.725	51.446	37.663	8:39.970
5	2:08.683	37.626	51.913	39.144	10:48.653
6	2:07.686	37.560	51.847	38.279	12:56.339
7	2:07.387	37.909	51.607	37.871	15:03.726
8	2:07.813	37.970	51.624	38.219	17:11.539
9	2:07.574	37.743	51.456	38.375	19:19.113
10	2:06.749	37.765	51.274	37.710	21:25.862
11	2:07.377	37.645	51.687	38.045	23:33.239
12	2:08.395	37.738	51.926	38.731	25:41.634
13	2:09.480	37.583	52.129	39.768	27:51.114



Circuit de Barcelona CATALUNYA

9 y 10 de noviembre



Toyota GR Cup Spain ROUND 4 - BARCELONA RACE 2

Track Limits Analysis

No	Driver	Team	T.L. Nr	Camera	Lap	Time	
14	Ignacio RODRIGUEZ	AVIASTEC RACING	1	Turn 9	2	14:47:27.015	
14	Ignacio RODRIGUEZ	AVIASTEC RACING	2	Turn 7	4	14:51:28.732	
							Total Infractions: 2
23	Antonio ALBACETE JR.	ME-PRE	1	Turn 13	2	14:47:56.945	
23	Antonio ALBACETE JR.	ME-PRE	2	Turn 13	8	15:00:26.942	
23	Antonio ALBACETE JR.	ME-PRE	3	Turn 13	9	15:02:31.611	
							Total Infractions: 3
41	Ivan RIERA	EFICAR TEAM	1	Turn 9	4	14:52:56.742	
							Total Infractions: 1
42	Daniel LOSADA	MOTORISMO RACING TEAM	1	Turn 13	2	14:48:00.409	
42	Daniel LOSADA	MOTORISMO RACING TEAM	2	Turn 14	7	14:58:30.938	
42	Daniel LOSADA	MOTORISMO RACING TEAM	3	Turn 7	10	15:03:53.334	
							Total Infractions: 3
70	Santiago CASTILLA	EFICAR TEAM	1	Turn 13	5	14:54:14.342	
70	Santiago CASTILLA	EFICAR TEAM	2	Turn 13	7	14:58:24.477	
70	Santiago CASTILLA	EFICAR TEAM	3	Turn 13	10	15:04:43.557	
							Total Infractions: 3
80	Antonio ALBACETE	ME-PRE	1	Turn 7	4	14:51:28.732	
							Total Infractions: 1
86	Albert FÁBREGA	RX PRORACING	1	Turn 9	5	14:53:54.139	
86	Albert FÁBREGA	RX PRORACING	2	Turn 7	10	15:04:22.040	
							Total Infractions: 2





Toyota GR Cup Spain

ROUND 4 - BARCELONA

RACE 2

Provisional Race Director Report

Hour	Flag	Message
14:45:21	YF	DOUBLE YELLOW AT TURN 8
14:45:21		DOUBLE YELLOW AT TURN 8
14:45:25	YF	DOUBLE YELLOW AT TURN 8 - YELLOW FLAG AT TURN 7
14:45:25		YELLOW FLAG AT TURN 7
14:45:31	YF	YELLOW FLAG AT TURN 7
14:45:31		DOUBLE YELLOW REMOVED AT TURN 8
14:45:33	GF	GREEN FLAG
14:45:33		YELLOW FLAG REMOVED AT TURN 7
14:48:43	YF	YELLOW FLAG AT TURN 4.1
14:48:43		YELLOW FLAG AT TURN 4
14:49:03	GF	GREEN FLAG
14:49:03		YELLOW FLAG REMOVED AT TURN 4
14:51:54	YF	YELLOW FLAG AT TURN 10
14:51:54		YELLOW FLAG AT TURN 10-11
14:51:55	YF	DOUBLE YELLOW AT TURN 10
14:51:55		DOUBLE YELLOW AT TURN 10-11
14:52:11	GF	GREEN FLAG
14:52:11		DOUBLE YELLOW REMOVED AT TURN 10-11
14:52:21	YF	YELLOW FLAG AT TURN 10
14:52:21		YELLOW FLAG AT TURN 10-11
14:54:56	YF	DOUBLE YELLOW AT TURN 10
14:54:56		DOUBLE YELLOW AT TURN 10-11
14:57:49	GF	GREEN FLAG
14:57:49		DOUBLE YELLOW REMOVED AT TURN 10-11
14:58:50		INCIDENTE ENTRE COCHES 14 Y 80 SE INVESTIGARA DESPUES DE LA CARRERA
15:04:32		WARNING FLAG COCHE 23 - TRACK LIMITS
15:04:44		WARNING FLAG COCHE 42 - TRACK LIMITS
15:06:33		WARNING FLAG COCHE 70 - TRACK LIMITS
15:07:35	YF	YELLOW FLAG AT TURN 10
15:07:35		YELLOW FLAG AT TURN 10-11
15:07:51	GF	GREEN FLAG
15:07:51		YELLOW FLAG REMOVED AT TURN 10-11
15:08:04		COCHE 19 PARADO EN CURVA 11
15:08:26		YELLOW FLAG AT TURN 10-11
15:08:26	YF	YELLOW FLAG AT TURN 10
15:08:31		YELLOW FLAG AT TURN 12
15:08:31	YF	YELLOW FLAG AT TURN 10,11
15:08:33		YELLOW FLAG REMOVED AT TURN 10-11
15:08:33	YF	YELLOW FLAG AT TURN 11
15:09:00		COCHE 19 PARADO EN CURVA 11 - PERMANECERA HASTA FINAL DE LA SESION
15:11:05		CHEQUERED FLAG
15:11:22	GF	GREEN FLAG
15:11:22		YELLOW FLAG REMOVED AT TURN 12



Circuit de Barcelona CATALUNYA

9 y 10 de noviembre



Toyota GR Cup Spain ROUND 4 - BARCELONA RACE 2

Provisional Race Director Report

Hour Flag Message

Published at:

Race Director: David RODRÍGUEZ	Timekeeper: Alberto Estébarez	
--	---	---

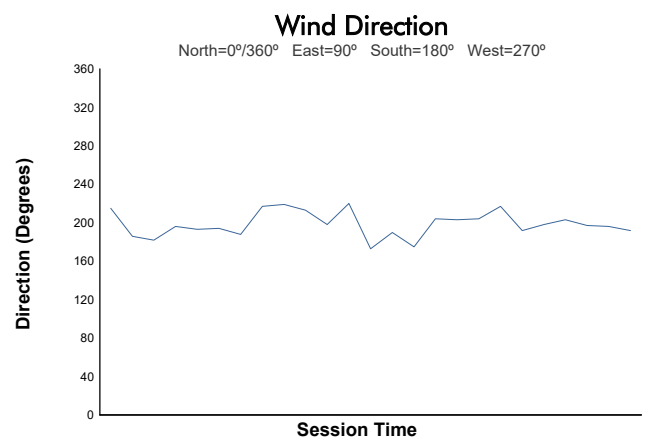
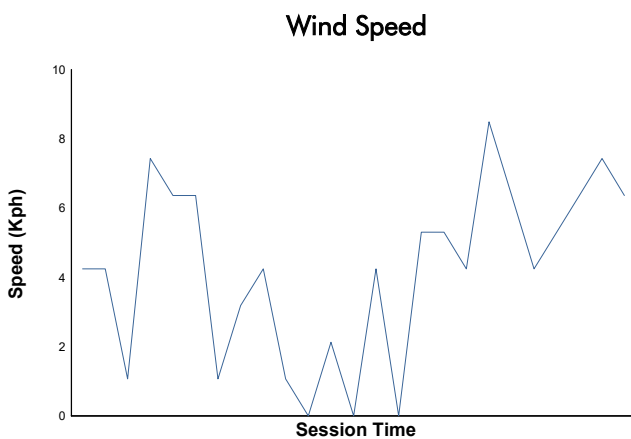
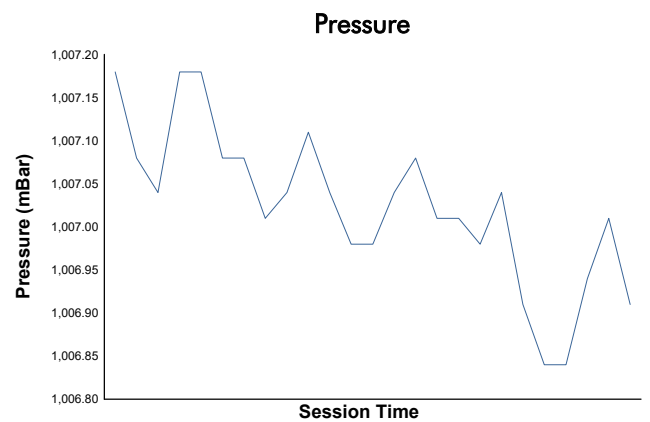
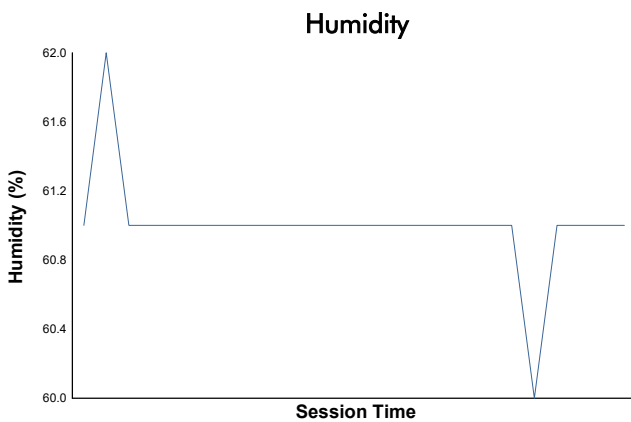
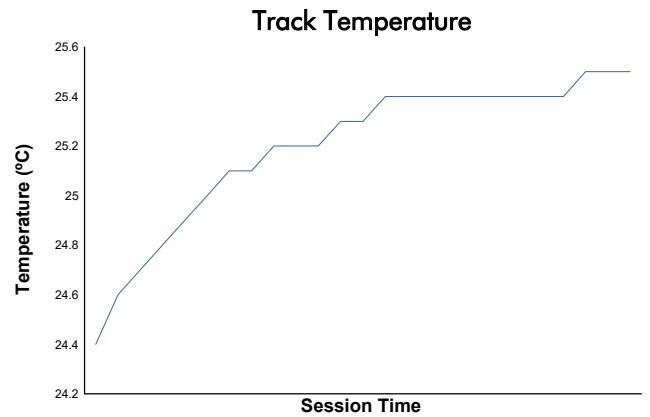
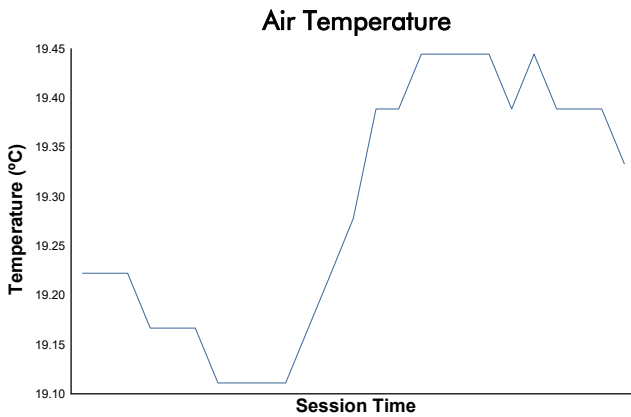




ROUND 4 - BARCELONA

Toyota GR Cup Spain
RACE 2

Weather Report



Track Status: **DRY**