

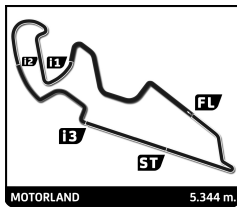
Campeonato de España GT-GT4 ROUND 1 - MOTORLAND OFFICIAL PREVIOUS TEST GT-TCR

Sector Analysis

■ Personal Best ■ Session Best B Crossing the pit lane

Lap	D	Time	Sector 1	Sector 2	Sector 3	Sector 4	Elapsed	Lap	D	Time	Sector 1	Sector 2	Sector 3	Sector 4	Elapsed								
T19	AUTO CLUB RC2 VALLES 1.Felipe FERNANDEZ							HONDA CIVIC FL5 TCR TCR															
	1	1	3:03.737	1:14.975	38.390	24.936	45.436	3:03.737	7	1	2:09.116	33.896	33.772	22.394	39.054	42:15.206							
	2	1	2:25.204 B	38.166	35.597	24.618	46.823	5:28.941	8	1	2:09.867	34.364	33.881	22.446	39.176	44:25.073							
	3	1	3:31.067	1:54.730	34.921	22.570	38.846	9:00.008	9	1	2:09.218	33.570	33.810	22.695	39.143	46:34.291							
	4	1	2:08.125	33.595	33.970	22.094	38.466	11:08.133	10	1	2:10.269	33.565	33.681	22.905	40.118	48:44.560							
	5	1	2:07.926	33.381	33.645	22.120	38.780	13:16.059	11	1	2:08.337	33.227	33.585	22.364	39.161	50:52.897							
	6	1	2:20.192 B	33.214	39.966	22.944	44.068	15:36.251	12	1	2:08.760	33.487	33.878	22.271	39.124	53:01.657							
	7	1	9:42.010	8:02.905	35.108	22.924	41.073	25:18.261	13	1	2:08.734	33.282	33.847	22.508	39.097	55:10.391							
	8	1	2:10.099	34.624	34.539	22.385	38.551	27:28.360	14	1	2:14.256	35.077	36.088	23.161	39.930	57:24.647							
	9	1	2:15.291 B	34.947	33.938	22.071	44.335	29:43.651	15	1	2:16.270 B	33.898	34.189	22.417	45.766	59:40.917							
	10	1	3:49.379	2:11.313	36.728	22.476	38.862	33:33.030	16	1	4:47.852 B	2:54.360	37.469	24.941	51.082	1:04:28.769							
	11	1	2:06.093	32.901	32.940	21.955	38.297	35:39.123	13 BAPORO Porsche 992 GT3 Cup GT CUP 1.Joan VINYES(E) 2.Jaume Font FONT(E)														
	12	1	2:16.221 B	34.284	34.186	22.753	44.998	37:55.344								1	1	3:28.907	1:26.166	45.473	26.563	50.705	3:28.907
	13	1	4:46.012	3:07.525	35.357	23.265	39.865	42:41.356								2	1	2:43.037 B	40.778	38.397	23.765	1:00.097	6:11.944
	14	1	2:06.004	32.819	33.019	21.577	38.589	44:47.360								3	1	4:14.292	2:29.295	36.602	24.566	43.829	10:26.236
	15	1	2:05.339	32.686	32.687	21.699	38.267	46:52.699								4	1	2:08.344	34.114	33.555	21.991	38.684	12:34.580
	16	1	2:18.381 B	34.581	35.185	22.992	45.623	49:11.080								5	1	2:05.667	33.156	33.180	21.919	37.412	14:40.247
	17	1	8:22.504	6:25.363	38.577	24.337	54.227	57:33.584								6	1	2:03.394	32.782	32.729	21.197	36.686	16:43.641
	18	1	2:13.292	36.801	34.396	22.590	39.505	59:46.876								7	1	2:02.423	32.048	32.143	21.535	36.697	18:46.064
	19	1	2:05.707	32.801	32.949	21.696	38.261	1:01:52.583								8	1	2:04.302	33.137	33.126	21.276	36.763	20:50.366
	20	1	2:21.672 B	32.800	35.767	23.209	49.896	1:04:14.255								9	1	2:05.443	32.591	32.401	22.675	37.776	22:55.809
5 ALM MOTORSPORT 1.Demir EROGE(M) HONDA CIVIC FL5 TCR TCR							13 BAPORO Porsche 992 GT3 Cup GT CUP 1.Joan VINYES(E) 2.Jaume Font FONT(E)																
							1	1	3:56.150	1:58.506	45.384	28.423	43.837	3:56.150	10	1	2:01.912	32.138	31.804	21.133	36.837	24:57.721	
							2	1	2:25.262	39.638	37.721	26.263	41.640	6:21.412	11	1	2:34.710 B	36.923	37.647	25.421	54.719	27:32.431	
							3	1	2:27.186 B	38.096	36.757	23.812	48.521	8:48.598	12	1	10:08.841	8:23.505	41.268	25.174	38.894	37:41.272	
							4	1	5:12.305	3:29.767	37.685	24.523	40.330	14:00.903	13	1	2:08.300	35.401	33.631	22.221	37.047	39:49.572	
							5	1	2:15.274	35.975	35.311	23.801	40.187	16:16.177	14	1	2:04.908	32.946	32.892	21.646	37.424	41:54.480	
							6	1	2:15.701	37.115	35.408	23.625	39.553	18:31.878	15	1	2:02.260	32.298	32.379	21.020	36.563	43:56.740	
							7	1	2:12.994	35.058	35.386	23.171	39.379	20:44.872	16	1	2:03.770	32.618	33.204	21.333	36.615	46:00.510	
							8	1	2:12.652	35.249	34.680	22.621	40.102	22:57.524	17	1	2:01.760	31.901	32.159	21.066	36.634	48:02.270	
							9	1	2:14.155	34.943	36.095	23.639	39.478	25:11.679	18	1	2:01.932	32.327	32.123	21.206	36.276	50:04.202	
							10	1	2:36.883 B	35.236	40.700	25.523	55.424	27:48.562	19	1	2:08.788 B	32.669	32.063	22.188	41.868	52:12.990	
9 TEAM VRT 1.Igor URIEN AUDI RS3 LMS TCR TCR							15 GT CORSE Porsche 992 GT3 Cup GT CUP 1.Asier GOROSTIZA(JF/BR) 2.Sacha HEBARD(BR)																
							1	1	2:12.736	34.958	35.476	22.899	39.403	34:18.132	1	1	5:32.130	3:29.665	40.514	37.330	44.621	5:32.130	
							2	1	2:14.736	34.411	35.504	22.593	42.228	36:32.868	2	1	2:20.298	36.554	35.756	27.316	40.672	7:52.428	
							3	1	2:11.391	34.783	34.307	23.274	39.027	38:44.259	3	1	2:10.744	34.586	34.628	22.620	38.910	10:03.172	
							4	1	2:10.487	34.604	34.323	22.768	38.792	40:54.746	4	1	2:07.576	33.320	34.062	22.045	38.149	12:10.748	
							5	1	2:34.672 B	35.220	37.430	25.006	57.016	43:29.418	5	1	2:06.387	32.599	33.618	22.058	38.112	14:17.135	
							6	1	11:37.518	9:42.781	42.850	26.424	45.463	55:06.936	6	1	2:25.600 B	38.725	35.860	25.891	45.124	16:42.735	
							7	1	2:16.952	36.776	36.568	22.954	40.654	57:23.888	7	1	8:44.026	7:07.016	34.385	24.423	38.202	25:26.761	
							8	1	2:10.448	34.030	34.313	22.668	39.437	59:34.336	8	1	2:06.657	33.450	33.612	22.039	37.556	27:33.418	
							9	1	2:13.587	33.902	34.458	23.017	42.210	1:01:47.923	9	1	2:04.621	32.198	33.187	21.885	37.351	29:38.039	
							10	1	2:17.077	36.675	34.955	23.774	41.673	1:04:05.000	10	1	2:04.638	32.551	33.473	21.834	36.780	31:42.677	
							11	1	3:13.422 B	49.370	45.685	31.623	1:06.744	1:07:18.422	11	1	2:04.487	31.858	32.932	21.954	37.743	33:47.164	
9 TEAM VRT 1.Igor URIEN AUDI RS3 LMS TCR TCR							15 GT CORSE Porsche 992 GT3 Cup GT CUP 1.Asier GOROSTIZA(JF/BR) 2.Sacha HEBARD(BR)																
							1	1	10:43.385 B	8:46.258	39.559	25.721	51.847	10:43.385	12	1	2:04.415	32.075	32.990	21.860	37.490	35:51.579	
							2	1	7:22.181	5:40.611	36.764	24.308	40.498	18:05.566	13	1	2:23.836 B	32.299	34.746	28.558	48.233	38:15.415	
							3	1	2:15.912	36.666	35.014	23.535	40.697	20:21.478	14	1	7:09.713 B	5:21.843	37.509	25.558	44.803	45:25.128	
							4	1	2:24.869 B	36.156	34.698	23.080	50.935	22:46.347	15	1	4:30.930	2:51.477	35.118	25.598	38.737	49:56.058	
							5	1	15:08.917	...	35.114	23.064	39.478	37:55.264	16	1	2:07.276	33.700	33.994	21.831	37.751	52:03.334	
							6	1	2:10.826	34.700	34.207	22.556	39.363	40:06.090	17	1	2:06.616	33.735	33.281	21.969	37.631	54:09.950	
							15 GT CORSE Porsche 992 GT3 Cup GT CUP 1.Asier GOROSTIZA(JF/BR) 2.Sacha HEBARD(BR)																
							1	1	2:06.452	34.584	33.219	21.941	36.708	56:16.402	18	1	2:06.452	34.584	33.219	21.941	36.708	56:16.402	
							15 GT CORSE Porsche 992 GT3 Cup GT CUP 1.Asier GOROSTIZA(JF/BR) 2.Sacha HEBARD(BR)																
							1	1	2:03.774	32.480	33.037	21.566	36.691	58:20.176	19	1	2:03.774	32.480	33.037	21.566	36.691	58:20.176	





Campeonato de España GT-GT4

ROUND 1 - MOTORLAND

OFFICIAL PREVIOUS TEST GT-TCR

Sector Analysis

Personal Best Session Best B Crossing the pit lane

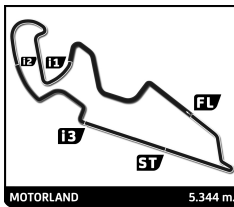
Lap	D	Time	Sector 1	Sector 2	Sector 3	Sector 4	Elapsed
20	1	2:04.017	32.661	33.004	21.548	36.804	1:00:24.193
21	1	2:05.282	32.558	33.481	22.089	37.154	1:02:29.475
22	1	2:16.814 B	32.921	32.353	21.927	49.613	1:04:46.289

18		MARKUSSEN RACING		HONDA CIVIC FL5 TCR			
		1.Michael MARKUSSEN		TCR			
1	1	3:00.931 B	1:06.653	39.572	24.543	50.163	3:00.931
2	1	4:43.601	3:05.829	35.097	23.065	39.610	7:44.532
3	1	2:10.458	34.840	33.879	22.136	39.603	9:54.990
4	1	2:08.542	33.786	33.633	22.079	39.044	12:03.532
5	1	2:07.727	33.379	33.457	21.886	39.005	14:11.259
6	1	2:27.692	33.054	33.387	41.987	39.264	16:38.951
7	1	2:14.515 B	33.532	34.003	22.121	44.859	18:53.466
8	1	5:43.137	4:02.892	35.828	24.622	39.795	24:36.603
9	1	2:08.106	33.711	33.582	21.996	38.817	26:44.709
10	1	2:07.366	33.192	33.327	22.095	38.752	28:52.075
11	1	2:07.836	33.478	33.445	22.183	38.730	30:59.911
12	1	2:15.594 B	33.003	33.287	22.328	46.976	33:15.505
13	1	8:00.951	6:23.849	34.523	22.263	40.316	41:16.456
14	1	2:07.727	33.768	33.239	21.962	38.758	43:24.183
15	1	2:06.945	33.093	33.076	22.048	38.728	45:31.128
16	1	2:09.309	33.195	34.285	23.104	38.725	47:40.437
17	1	2:27.433 B	33.269	39.307	23.136	51.721	50:07.870
18	1	8:51.846	7:09.570	37.518	23.159	41.599	58:59.716
19	1	2:07.831	33.102	33.392	22.286	39.051	1:01:07.547
20	1	2:06.835	33.117	33.158	21.845	38.715	1:03:14.382
21	1	2:34.091 B	33.150	35.654	28.073	57.214	1:05:48.473

19		GT CORSE		Porsche 992 GT3 Cup			
		1.Manuel CAÑIZARES(BR)		GT CUP			
		2.Sebastián VILLADARY(BF)					
1	1	3:43.036	1:42.861	44.949	27.667	47.559	3:43.036
2	1	2:19.194	37.409	35.441	26.103	40.241	6:02.230
3	1	2:08.838	34.593	34.099	23.000	37.146	8:11.068
4	1	2:04.926	33.414	33.301	21.460	36.751	10:15.994
5	1	2:03.476	32.684	32.684	21.433	36.675	12:19.470
6	1	2:02.460	32.115	32.369	21.462	36.514	14:21.930
7	1	2:18.072 B	32.238	33.749	24.290	47.795	16:40.002
8	1	4:33.713	3:02.660	32.410	21.260	37.383	21:13.715
9	1	2:02.525	32.219	32.313	21.597	36.396	23:16.240
10	1	2:02.342	31.874	32.156	21.199	37.113	25:18.582
11	1	2:02.844	32.090	32.716	21.424	36.614	27:21.426
12	1	2:01.722	31.921	32.048	21.394	36.359	29:23.148
13	1	2:00.745	31.659	31.809	21.092	36.185	31:23.893
14	1	2:09.429 B	31.703	31.866	21.365	44.495	33:33.322
15	1	7:41.227	5:52.619	40.565	25.528	42.515	41:14.549
16	1	2:20.884	38.868	37.259	24.898	39.859	43:35.433
17	1	2:15.051	35.809	36.898	23.541	38.803	45:50.484
18	1	2:10.672	34.389	34.596	23.053	38.634	48:01.156
19	1	2:19.494	36.259	37.505	25.476	40.254	50:20.650
20	1	2:14.697	35.422	37.639	23.305	38.331	52:35.347
21	1	2:09.931	34.487	34.675	22.919	37.850	54:45.278
22	1	2:09.986	33.593	34.296	24.095	38.002	56:55.264
23	1	2:16.781	33.627	34.125	24.347	44.682	59:12.045
24	1	2:07.591	33.814	33.484	22.289	38.004	1:01:19.636
25	1	2:06.510	33.696	33.273	22.219	37.322	1:03:26.146
26	1	3:02.110 B	41.351	44.420	31.721	1:04.618	1:06:28.256

20		TEAM CLAIRET SPORT		AUDI RS3 LMS TCR			
		1.Sebastien THOME		TCR			
1	1	2:50.871	1:05.050	39.223	25.656	40.942	2:50.871
2	1	2:15.271	37.350	36.000	22.893	39.028	5:06.142
3	1	2:08.342	34.038	33.517	22.451	38.336	7:14.484
4	1	2:07.026	33.379	33.120	22.350	38.177	9:21.510
5	1	2:17.812 B	33.370	33.153	23.860	47.429	11:39.322
6	1	7:04.581	4:26.543	41.074	1:15.949	41.015	18:43.903
7	1	2:15.743	37.118	35.966	23.367	39.292	20:59.646
8	1	2:12.504	35.884	34.703	22.848	39.069	23:12.150
9	1	2:13.211	35.575	35.042	23.094	39.500	25:25.361
10	1	2:13.694	35.595	34.446	24.414	39.239	27:39.055
11	1	2:13.086	35.881	35.005	23.512	38.688	29:52.141
12	1	2:29.844 B	34.979	42.435	24.545	47.885	32:21.985
13	1	4:58.683	3:14.345	36.926	25.034	42.378	37:20.668
14	1	2:14.711	35.770	36.253	23.376	39.312	39:35.379
15	1	2:10.097	34.379	34.352	22.674	38.692	41:45.476
16	1	2:09.768	34.025	34.379	22.532	38.832	43:55.244
17	1	2:10.076	33.792	34.573	22.462	39.249	46:05.320
18	1	2:09.674	34.259	34.088	22.628	38.699	48:14.994
19	1	2:09.798	33.674	35.043	22.451	38.630	50:24.792
20	1	2:08.167	33.514	33.708	22.321	38.624	52:32.959
21	1	2:09.236	34.212	33.780	22.261	38.983	54:42.195
22	1	2:10.709	34.053	34.938	23.230	38.488	56:52.904
23	1	2:10.380	33.402	34.225	23.410	39.343	59:03.284
24	1	2:23.849 B	35.786	34.969	23.949	49.145	1:01:27.133

22		GT CORSE		Porsche 992 GT3 Cup			
		1.Alejandro BARAMBIO		GT CUP			
		2.Borja GARCIA(E)					
1	1	4:13.293	1:50.504	38.109	23.722	1:20.958	4:13.293
2	1	2:15.593	36.938	33.804	26.910	37.941	6:28.886
3	1	2:01.327	31.893	32.076	20.595	36.763	8:30.213
4	1	2:52.711	31.958	31.266	20.592	1:28.895	11:22.924
5	1	2:00.358	31.732	31.293	20.779	36.554	13:23.282
6	1	1:59.286	31.242	31.664	20.504	35.876	15:22.568
7	1	1:58.917	31.025	31.294	20.627	35.971	17:21.485
8	1	2:08.798 B	31.817	32.597	21.338	43.046	19:30.283
9	1	5:08.353	3:34.224	33.964	22.535	37.630	24:38.636
10	1	2:05.125	32.971	33.083	22.067	37.004	26:43.761
11	1	2:03.382	32.541	32.235	21.916	36.690	28:47.143
12	1	2:02.997	32.506	32.351	21.694	36.446	30:50.140
13	1	2:17.104 B	32.858	34.621	23.620	46.005	33:07.244
14	1	9:46.659	8:07.753	34.762	23.675	40.469	42:53.903
15	1	2:11.960	34.880	34.072</			



Campeonato de España GT-GT4

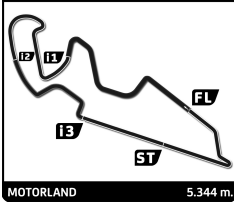
ROUND 1 - MOTORLAND

OFFICIAL PREVIOUS TEST GT-TCR

Sector Analysis

■ Personal Best ■ Session Best B Crossing the pit lane

Lap	D	Time	Sector 1	Sector 2	Sector 3	Sector 4	Elapsed	Lap	D	Time	Sector 1	Sector 2	Sector 3	Sector 4	Elapsed						
3	1	2:16.545	37.108	35.470	23.320	40.647	10:30.206	10	1	4:58.090	3:09.621	40.966	24.995	42.508	27:45.775						
4	1	2:11.472	35.299	34.285	22.199	39.689	12:41.678	11	1	2:10.344	36.066	33.628	22.107	38.543	29:56.119						
5	1	2:11.759	34.983	34.180	22.555	40.041	14:53.437	12	1	2:07.962	32.986	33.577	22.233	39.166	32:04.081						
6	1	2:19.434 B	34.248	34.112	22.811	48.263	17:12.871	13	1	2:18.849 B	32.585	33.678	23.497	49.089	34:22.930						
7	1	9:39.932	7:55.934	39.323	23.861	40.814	26:52.803	14	1	11:00.904	9:24.145	34.156	22.562	40.041	45:23.834						
8	1	2:11.722	34.990	34.140	22.086	40.506	29:04.525	15	1	2:08.442	33.472	33.448	22.791	38.731	47:32.276						
9	1	2:10.471	34.371	34.107	22.323	39.670	31:14.996	16	1	2:06.510	33.027	33.166	21.806	38.511	49:38.786						
10	1	2:11.122	33.913	33.878	23.533	39.798	33:26.118	17	1	2:06.506	32.828	33.035	21.974	38.669	51:45.292						
11	1	2:10.864	35.558	34.076	22.058	39.172	35:36.982	18	1	2:15.050 B	33.105	33.749	22.218	45.978	54:00.342						
12	1	2:08.983	33.848	33.563	21.824	39.748	37:45.965	19	1	5:20.699	3:40.184	36.065	24.825	39.625	59:21.041						
13	1	2:07.961	33.718	33.450	21.575	39.218	39:53.926	20	1	2:10.516	34.681	34.858	21.903	39.074	1:01:31.557						
14	1	2:20.115 B	34.653	35.203	22.833	47.426	42:14.041	21	1	2:05.783	32.917	32.786	21.644	38.436	1:03:37.340						
15	1	7:18.209	5:31.656	39.433	26.508	40.612	49:32.250	22	1	3:00.958 B	35.514	45.401	30.438	1:09.605	1:06:38.298						
16	1	2:09.669	33.928	34.013	22.344	39.384	51:41.919	28 MONLAU MOTORSPORT CUPRA LEON VZ 1.Eric GENE(Jr) TCR													
17	1	2:27.303 B	34.736	35.219	26.098	51.250	54:09.222	1	1	3:46.156 B	1:53.063	37.028	24.009	52.056	3:46.156						
18	1	3:22.089	1:44.641	34.817	22.551	40.080	57:31.311	2	1	4:22.786	2:42.303	37.300	23.444	39.739	8:08.942						
19	1	2:09.663	34.220	34.053	21.924	39.466	59:40.974	3	1	2:11.340	35.192	34.474	22.452	39.222	10:20.282						
20	1	2:08.016	33.530	33.604	21.563	39.319	1:01:48.990	4	1	2:08.347	33.599	33.900	21.873	38.975	12:28.629						
21	1	2:13.088	36.119	34.534	23.025	39.410	1:04:02.078	5	1	2:07.991	33.302	33.435	22.288	38.966	14:36.620						
22	1	2:59.871 B	41.764	43.611	27.309	1:07.187	1:07:01.949	6	1	2:14.105 B	32.968	33.990	22.114	45.033	16:50.725						
26 PCR SPORT Mercedes AMG GT4 1.Vicente DASÍ(JF/BR) GT4 2.Josep PARERA(JF/BR)								7							1	4:01.675	2:22.145	35.311	21.972	42.247	20:52.400
1	1	3:01.332	55.070	44.870	28.339	53.053	3:01.332	8	1	2:07.938	32.983	33.530	22.389	39.036	23:00.338						
2	1	2:34.134	44.191	39.788	26.754	43.401	5:35.466	9	1	2:07.594	32.900	34.100	21.811	38.783	25:07.932						
3	1	2:21.758	38.655	37.341	24.753	41.009	7:57.224	10	1	2:06.346	32.777	33.133	21.719	38.717	27:14.278						
4	1	2:19.035	37.531	36.142	24.275	41.087	10:16.259	11	1	2:19.824 B	33.653	35.914	23.783	46.474	29:34.102						
5	1	2:19.708	36.979	37.660	24.311	40.758	12:35.967	12	1	5:42.631	4:02.591	35.140	22.512	42.388	35:16.733						
6	1	2:18.005	36.752	36.038	24.243	40.972	14:53.972	13	1	2:08.902	33.709	33.138	21.677	40.378	37:25.635						
7	1	2:16.214	36.070	35.835	24.113	40.196	17:10.186	14	1	2:05.321	32.371	32.960	21.437	38.553	39:30.956						
8	1	2:42.522 B	38.651	42.743	29.406	51.722	19:52.708	15	1	2:24.197 B	34.484	36.939	26.150	46.624	41:55.153						
9	1	10:46.821	9:00.666	38.894	25.157	42.104	30:39.529	16	1	11:49.257	...	33.788	22.114	38.805	53:44.410						
10	1	2:17.056	37.223	35.806	23.378	40.649	32:56.585	17	1	2:07.040	33.126	33.212	21.814	38.888	55:51.450						
11	1	2:17.890	35.991	36.246	24.323	41.330	35:14.475	18	1	2:06.966	32.856	33.483	21.783	38.844	57:58.416						
12	1	2:16.144	36.862	35.692	22.986	40.604	37:30.619	19	1	2:06.874	32.944	33.614	21.746	38.570	1:00:05.290						
13	1	2:15.289	35.574	36.175	23.052	40.488	39:45.908	20	1	2:06.364	32.764	33.096	21.690	38.814	1:02:11.654						
14	1	2:13.450	35.303	35.825	22.838	39.484	41:59.358	21	1	2:20.831 B	32.808	33.249	22.080	52.694	1:04:32.485						
15	1	2:11.908	35.188	34.867	22.565	39.288	44:11.266	33 TEAM CLAIRES SPORT CUPRA LEON VZ 1.Samuel CHALIGNÉ(M) TCR													
16	1	2:27.144 B	37.276	38.011	24.617	47.240	46:38.410	1	1	3:24.622	1:13.502	47.699	33.484	49.937	3:24.622						
17	1	7:42.247	5:54.682	42.202	24.722	40.641	54:20.657	2	1	2:42.289	44.208	45.757	29.440	42.884	6:06.911						
18	1	2:17.630	39.031	35.389	23.320	39.890	56:38.287	3	1	2:24.849	38.341	38.309	25.945	42.254	8:31.760						
19	1	2:15.937	37.021	35.395	23.841	39.680	58:54.224	4	1	2:19.599	37.193	36.490	25.232	40.684	10:51.359						
20	1	2:13.924	35.357	35.305	23.348	39.914	1:01:08.148	5	1	2:26.709 B	36.456	36.656	24.598	48.999	13:18.068						
21	1	2:12.911	35.153	35.143	23.253	39.362	1:03:21.059	6	1	5:12.437	3:30.112	37.248	24.968	40.109	18:30.505						
22	1	3:10.284 B	47.972	45.555	31.475	1:05.282	1:06:31.343	7	1	2:16.420	35.501	36.845	24.171	39.903	20:46.925						
27 ALM MOTORSPORT HONDA CIVIC FL5 TCR 1.Ruben VOLT(Jr) TCR								8							1	2:14.126	35.205	35.211	23.590	40.120	23:01.051
1	1	3:03.185	1:17.474	37.566	24.257	43.888	3:03.185	9	1	2:12.999	34.879	34.911	23.344	39.865	25:14.050						
2	1	2:29.580 B	37.165	34.739	31.119	46.557	5:32.765	10	1	2:14.103	35.593	35.834	23.142	39.534	27:28.153						
3	1	4:13.099	2:36.787	34.134	23.184	38.994	9:45.864	11	1	2:15.789	36.257	35.728	23.173	40.631	29:43.942						
4	1	2:10.762	33.874	35.108	22.902	38.878	11:56.626	12	1	2:12.244	34.589	34.824	23.251	39.580	31:56.186						
5	1	2:08.373	33.494	33.866	22.269	38.744	14:04.999	13	1	2:11.060	34.223	34.563	22.805	39.469	34:07.246						
6	1	2:09.680	33.572	33.714	22.664	39.730	16:14.679	14	1	2:11.653	34.257	34.816	23.104	39.476	36:18.899						
7	1	2:08.369	33.372	33.395	22.869	38.733	18:23.048	15	1	2:10.008	33.734	34.211	22.724	39.339	38:28.907						
8	1	2:07.235	33.127	33.158	22.150	38.800	20:30.283	16	1	2:17.310 B	33.706	34.435	22.554	46.615	40:46.217						
9	1	2:17.402 B	33.964	33.364	21.891	48.183	22:47.685	17	1	7:07.935	5:28.743	34.870	24.721	39.601	47:54.152						



Campeonato de España GT-GT4 ROUND 1 - MOTORLAND OFFICIAL PREVIOUS TEST GT-TCR

Sector Analysis

■ Personal Best ■ Session Best B Crossing the pit lane

Lap	D	Time	Sector 1	Sector 2	Sector 3	Sector 4	Elapsed	Lap	D	Time	Sector 1	Sector 2	Sector 3	Sector 4	Elapsed
6	1	2:04.203	32.888	32.778	21.965	36.572	13:58.048	2	1	2:14.619	35.811	35.893	23.822	39.093	5:15.459
7	1	2:04.575	33.323	32.402	21.713	37.137	16:02.623	3	1	2:21.474 B	35.074	34.040	22.803	49.557	7:36.933
8	1	2:10.167 B	33.090	32.496	21.408	43.173	18:12.790	4	1	4:27.919	2:32.979	35.615	35.648	43.677	12:04.852
9	1	3:35.871	2:04.992	32.395	21.587	36.897	21:48.661	5	1	2:15.854 B	34.114	33.867	22.463	45.410	14:20.706
10	1	2:03.522	32.627	32.193	21.127	37.575	23:52.183	6	1	3:19.910	1:39.914	33.942	22.591	43.463	17:40.616
11	1	2:01.471	31.792	32.050	21.217	36.412	25:53.654	7	1	2:08.963	34.096	33.768	22.218	38.881	19:49.579
12	1	2:04.066	32.729	32.217	21.066	38.054	27:57.720	8	1	2:13.023	33.839	37.847	22.590	38.747	22:02.602
13	1	2:07.131	32.184	33.074	21.939	39.934	30:04.851	9	1	2:07.697	33.626	33.367	22.038	38.666	24:10.299
14	1	2:03.485	32.093	32.368	22.349	36.675	32:08.336	10	1	2:08.414	33.123	33.801	22.049	39.441	26:18.713
15	1	2:03.216	32.388	32.892	21.436	36.500	34:11.552	11	1	2:13.249 B	33.197	33.555	22.071	44.426	28:31.962
16	1	2:01.996	31.486	32.589	21.674	36.247	36:13.548	12	1	6:01.953	4:22.675	36.846	23.234	39.198	34:33.915
17	1	2:00.850	31.599	32.023	21.111	36.117	38:14.398	13	1	2:06.759	33.097	33.290	21.761	38.611	36:40.674
18	1	2:09.116 B	33.067	33.103	21.463	41.483	40:23.514	14	1	2:19.191 B	35.935	34.545	22.226	46.485	38:59.865
19	1	3:56.802	2:25.598	33.095	21.748	36.361	44:20.316	15	1	13:01.134	...	34.818	22.421	39.213	52:00.999
20	1	2:00.349	31.602	31.791	20.803	36.153	46:20.665	16	1	2:06.894	33.024	33.461	21.756	38.653	54:07.893
21	1	2:15.029	32.597	32.500	21.677	48.255	48:35.694	17	1	2:12.520 B	33.316	33.390	21.856	43.958	56:20.413
22	1	2:11.716 B	31.645	34.184	22.679	43.208	50:47.410	18	1	3:36.897	2:01.959	34.375	21.961	38.602	59:57.310
23	1	4:17.816	2:35.898	36.198	22.754	42.966	55:05.226	19	1	2:06.009	32.602	33.124	21.877	38.406	1:02:03.319
24	1	2:17.006	35.064	33.490	22.785	45.667	57:22.232	20	1	2:14.846 B	33.296	33.917	21.732	45.901	1:04:18.165
25	1	1:59.607	31.605	31.507	20.645	35.850	59:21.839	246 MONLAU MOTORSPORT CUPRA LEON VZ 1.Jenson BRICKLEY(Jr) TCR							
26	1	2:40.311	33.181	42.205	30.976	53.949	1:02:02.150	1	1	23:05.668	...	35.092	22.280	39.077	23:05.668
27	1	2:00.424	31.606	31.343	21.098	36.377	1:04:02.574	2	1	2:08.528	33.365	33.739	22.670	38.754	25:14.196
28	1	2:31.271 B	33.358	33.244	22.864	1:01.805	1:06:33.845	3	1	2:08.621	33.457	34.125	22.070	38.969	27:22.817

Lap	D	Time	Sector 1	Sector 2	Sector 3	Sector 4	Elapsed
191 VELOSO MOTORSPORT Porsche 992 GT3 Cup 1.Jean-Roch PIAT(BR) GT CUP							
1	1	2:56.579	56.293	44.261	28.411	47.614	2:56.579
2	1	2:21.508	36.332	38.303	28.115	38.758	5:18.087
3	1	2:10.535	34.905	34.566	23.225	37.839	7:28.622
4	1	2:07.422	33.231	33.663	22.495	38.033	9:36.044
5	1	2:18.056 B	33.567	33.986	24.675	45.828	11:54.100
6	1	3:48.770	2:13.334	33.867	23.277	38.292	15:42.870
7	1	2:10.812	34.407	34.735	23.899	37.771	17:53.682
8	1	2:07.230	33.656	33.663	22.478	37.433	20:00.912
9	1	2:06.548	33.232	33.996	22.376	36.944	22:07.460
10	1	2:07.615	34.239	33.735	22.337	37.304	24:15.075
11	1	2:07.185	33.144	33.985	23.001	37.055	26:22.260
12	1	2:07.299	33.924	33.558	22.408	37.409	28:29.559
13	1	2:06.795	32.809	33.251	22.545	38.190	30:36.354
14	1	2:06.739	33.376	33.853	22.322	37.188	32:43.093
15	1	2:05.178	33.006	33.293	22.011	36.868	34:48.271
16	1	2:04.830	32.367	33.201	22.150	37.112	36:53.101
17	1	2:11.832 B	32.722	34.036	22.004	43.070	39:04.933
18	1	6:12.678	4:34.497	36.007	23.789	38.385	45:17.611
19	1	2:30.862	53.842	37.011	22.643	37.366	47:48.473
20	1	2:08.737	33.564	33.840	22.923	38.410	49:57.210
21	1	2:06.946	33.670	34.159	21.977	37.140	52:04.156
22	1	2:17.715	33.798	33.893	23.937	46.087	54:21.871
23	1	2:10.161	34.385	33.829	24.175	37.772	56:32.032
24	1	2:08.076	33.444	33.560	22.753	38.319	58:40.108
25	1	2:06.144	32.948	33.686	21.875	37.635	1:00:46.252
26	1	2:05.738	32.796	33.777	22.161	37.004	1:02:51.990
27	1	2:33.825 B	34.458	33.060	26.593	59.714	1:05:25.815

Lap	D	Time	Sector 1	Sector 2	Sector 3	Sector 4	Elapsed
237 ALM MOTORSPORT HONDA CIVIC FL5 TCR 1.Sten-Dorian PIIRIMAGI TCR							
1	1	3:00.840	1:15.956	38.158	24.542	42.184	3:00.840

Lap	D	Time	Sector 1	Sector 2	Sector 3	Sector 4	Elapsed
246 MONLAU MOTORSPORT CUPRA LEON VZ 1.Jenson BRICKLEY(Jr) TCR							
1	1	23:05.668	...	35.092	22.280	39.077	23:05.668
2	1	2:08.528	33.365	33.739	22.670	38.754	25:14.196
3	1	2:08.621	33.457	34.125	22.070	38.969	27:22.817
4	1	2:07.341	32.985	33.563	22.378	38.415	29:30.158
5	1	2:06.583	32.624	33.228	22.128	38.603	31:36.741
6	1	2:20.062 B	34.059	34.904	24.966	46.133	33:56.803
7	1	5:37.221	3:55.124	35.911	22.333	43.853	39:34.024
8	1	2:05.642	32.357	33.038	21.851	38.396	41:39.666
9	1	2:05.698	32.400	33.152	21.856	38.290	43:45.364
10	1	2:19.417 B	32.839	34.878	25.422	46.278	46:04.781
11	1	7:44.896	6:09.920	33.876	22.574	38.526	53:49.677
12	1	2:07.390	32.716	34.288	22.000	38.386	55:57.067
13	1	2:06.740	32.798	33.379	21.947	38.616	58:03.807
14	1	2:06.460	32.570	33.376	21.903	38.611	1:00:10.267
15	1	2:06.622	32.516	33.433	22.056	38.617	1:02:16.889
16	1	2:17.623 B	33.118	33.244	22.101	49.160	1:04:34.512

Lap	D	Time	Sector 1	Sector 2	Sector 3	Sector 4	Elapsed
333 AUTO CLUB RC2 VALLES HONDA CIVIC FL5 TCR 1.Santiago CONCEPCION(Jr) TCR							
1	1	2:58.665 B	1:01.814	41.476	25.997	49.378	2:58.665
2	1	4:45.218	3:07.741	34.665	23.257	39.555	7:43.883
3	1	2:09.772	34.618	33.697	22.076	39.381	9:53.655
4	1	2:07.700	33.067	33.422	21.972	39.239	12:01.355
5	1	2:08.056	33.827	33.599	21.761	38.869	14:09.411
6	1	2:07.436	33.142	33.545	21.858	38.891	16:16.847
7	1	2:09.470	35.059	33.567	22.247	38.597	18:26.317
8	1	2:10.849 B	32.724	33.085	21.705	43.335	20:37.166
9	1	5:07.412	3:23.979	38.686	24.994	39.753	25:44.578
10	1	2:06.799	32.936	33.046	22.027	38.790	27:51.377
11	1	2:06.606	33.047	33.388	21.708	38.463	29:57.983
12	1	2:06.552	32.665	33.232	21.881	38.774	32:04.535
13	1	2:11.903 B	32.682	33.435	22.181	43.605	34:16.438
14	1	6:59.483	5:22.530	34.104	21.869	40.980	41:15.921
15	1	2:06.426	33.246	33.007	21.753	38.420	43:22.347
16	1	2:05.893	32.701	33.036	21.726	38.430	45:28.240

