ROUND 1 - MOTORLAND

Campeonato de España GT-GT4

Results Booklet

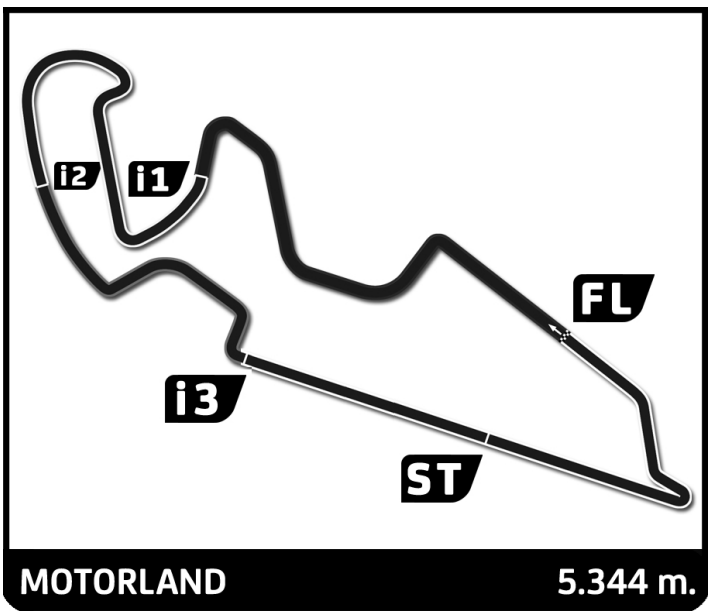

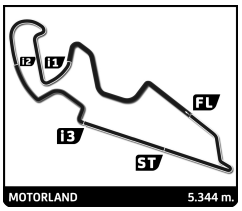

Campeonato de España GT-GT4

ROUND 1 - MOTORLAND

OFFICIAL PREVIOUS TEST GT-TCR

Classification

	No	Drivers	Team	Car	Cl.	Time	Lap	Total	Gap		Kph
1	22	A. BARAMBIO / B. GARCIA(E)	GT CORSE	Porsche 992 GT3 Cup	GT CUP	**1:58.917**	7	22	-	-	161.8
2	133	C. VIEIRA(E) / M. LOBO	VELOSO MOTORSPORT	Porsche 992 GT3 Cup	GT CUP	**1:59.607**	25	28	+0.690	+0.690	160.8
3	911	L. MARTINS / D. SVEPES(E)	LMR MOTORSPORT	Porsche 992 GT3 Cup	GT CUP	**1:59.639**	13	20	+0.722	+0.032	160.8
4	19	M. CAÑIZARES(BR) / S. VILLADARY(BR)	GT CORSE	Porsche 992 GT3 Cup	GT CUP	**2:00.745**	13	26	+1.828	+1.106	159.3
5	13	J. VINYES(E) / J. FONT(E)	BAPORO	Porsche 992 GT3 Cup	GT CUP	**2:00.858**	21	22	+1.941	+0.113	159.2
6	15	A. GOROSTIZA(JF/BR) / S. HEBRARD(BR)	GT CORSE	Porsche 992 GT3 Cup	GT CUP	**2:03.774**	19	22	+4.857	+2.916	155.4
7	191	J. PIAT(BR)	VELOSO MOTORSPORT	Porsche 992 GT3 Cup	GT CUP	**2:04.830**	16	27	+5.913	+1.056	154.1
20	24	M. BERTOLIN(E)	GT CORSE	BMW M4 GT4 EVO	GT4	**2:07.961**	13	22	+9.044	+0.794	150.3
25	26	V. DASI(JF/BR) / J. PARERA(JF/BR)	PCR SPORT	Mercedes AMG GT4	GT4	**2:11.908**	15	22	+12.991	+1.460	145.8
27	30	M. VARELA(BR) / H. VARELA(BR)	CHEFO SPORT	Ligier Js2r	GPR						
28	36	C. ALVAREZ(JF/BR) / J. SANTOS(BR)	UCAV RACING	Howe Mustang TA2	GPR						
30	47	P. BRAS / P. BAY(E)	ROAD TO LEMANS	Porsche 992 GT3 Cup	GT CUP						
31	111	P. YEREGUI / D. CARRETERO	DAGO	Audi R8	GPX			3			

Fastest Lap:	Lap 7	Alejandro BARAMBIO	**1:58.917**	161.8 Kph

CARS #30, #36 & #44 - NO TRANSPONDER SIGNAL

Published at: XX:XX

Track Status: **DRY**

Race Director:	**Timekeeper:**
Maxi GUERRERO	Alberto ESTÉBANEZ

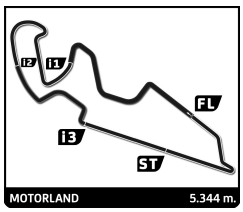

Campeonato de España GT-GT4
ROUND 1 - MOTORLAND
OFFICIAL PREVIOUS TEST GT-TCR

Best Sector Times

	Sector 1			Sector 2			Sector 3			Sector 4						
	No	Driver	Time	No	Driver	Time	No	Driver	Time	No	Driver	Time		No	Ideal Lap	Best Lap	
1	22	A.BARAMBIO	31.025	22	A.BARAMBIO	31.266	22	A.BARAMBIO	20.504	911	L.MARTINS	35.725	1	22	1:58.671	1:58.917	(1)
2	911	L.MARTINS	31.197	133	C.VIEIRA(E)	31.343	133	C.VIEIRA(E)	20.645	133	C.VIEIRA(E)	35.850	2	133	1:59.324	1:59.607	(2)
3	133	C.VIEIRA(E)	31.486	911	L.MARTINS	31.440	13	J.VINYES(E)	20.824	22	A.BARAMBIO	35.876	3	911	1:59.363	1:59.639	(3)
4	19	M.CAÑIZARES(BR)	31.659	13	J.VINYES(E)	31.629	911	L.MARTINS	21.001	19	M.CAÑIZARES(BR)	36.185	4	13	2:00.630	2:00.858	(5)
5	15	A.GOROSTIZA(JF/BR)	31.858	19	M.CAÑIZARES(BR)	31.809	19	M.CAÑIZARES(BR)	21.092	13	J.VINYES(E)	36.276	5	19	2:00.745	2:00.745	(4)
6	13	J.VINYES(E)	31.901	15	A.GOROSTIZA(JF/BR)	32.353	28	E.GENE(Jr)	21.437	15	A.GOROSTIZA(JF/BR)	36.691	6	15	2:02.450	2:03.774	(6)
7	777	M.HALDER	32.111	T19	F.FERNANDEZ	32.687	777	M.HALDER	21.460	191	J.PIAT(BR)	36.868	7	191	2:04.170	2:04.830	(7)
8	81	E.ZABALA(Jr)	32.211	27	R.VOLT(Jr)	32.786	15	A.GOROSTIZA(JF/BR)	21.548	777	M.HALDER	38.116	8	777	2:04.551	2:05.000	(8)
9	246	J.BRICKLEY(Jr)	32.357	777	M.HALDER	32.864	24	M.BERTOLIN(E)	21.563	20	S.THOME	38.177	9	T19	2:05.211	2:05.339	(10)
10	333	S.CONCEPCION(Jr)	32.363	28	E.GENE(Jr)	32.960	T19	F.FERNANDEZ	21.577	117	G.SAVOLDELLI(M)	38.208	10	28	2:05.321	2:05.321	(9)
11	191	J.PIAT(BR)	32.367	333	S.CONCEPCION(Jr)	33.007	27	R.VOLT(Jr)	21.644	T19	F.FERNANDEZ	38.261	11	27	2:05.451	2:05.783	(13)
12	28	E.GENE(Jr)	32.371	246	J.BRICKLEY(Jr)	33.038	333	S.CONCEPCION(Jr)	21.705	246	J.BRICKLEY(Jr)	38.290	12	333	2:05.457	2:05.669	(12)
13	27	R.VOLT(Jr)	32.585	191	J.PIAT(BR)	33.060	237	S.PIIRIMAGI	21.732	333	S.CONCEPCION(Jr)	38.382	13	246	2:05.536	2:05.642	(11)
14	237	S.PIIRIMAGI	32.602	18	M.MARKUSSEN	33.076	81	E.ZABALA(Jr)	21.811	237	S.PIIRIMAGI	38.406	14	81	2:05.614	2:06.154	(15)
15	T19	F.FERNANDEZ	32.686	81	E.ZABALA(Jr)	33.107	45	V.FERNANDEZ(M)	21.845	27	R.VOLT(Jr)	38.436	15	237	2:05.864	2:06.009	(14)
16	117	G.SAVOLDELLI(M)	32.861	20	S.THOME	33.120	18	M.MARKUSSEN	21.845	45	V.FERNANDEZ(M)	38.445	16	117	2:06.221	2:06.256	(16)
17	18	M.MARKUSSEN	33.003	237	S.PIIRIMAGI	33.124	246	J.BRICKLEY(Jr)	21.851	81	E.ZABALA(Jr)	38.485	17	18	2:06.639	2:06.835	(17)
18	9	I.URIEN	33.227	45	V.FERNANDEZ(M)	33.150	191	J.PIAT(BR)	21.875	28	E.GENE(Jr)	38.553	18	45	2:06.735	2:07.167	(19)
19	45	V.FERNANDEZ(M)	33.295	117	G.SAVOLDELLI(M)	33.171	117	G.SAVOLDELLI(M)	21.981	18	M.MARKUSSEN	38.715	19	20	2:06.928	2:07.026	(18)
20	20	S.THOME	33.370	24	M.BERTOLIN(E)	33.450	33	S.CHALIGNE(M)	22.153	41	R.POVLSEN(M)	38.729	20	24	2:07.715	2:07.961	(20)
21	41	R.POVLSEN(M)	33.445	9	I.URIEN	33.585	41	R.POVLSEN(M)	22.188	5	D.EROGE(M)	38.792	21	41	2:08.049	2:08.223	(21)
22	24	M.BERTOLIN(E)	33.530	41	R.POVLSEN(M)	33.687	20	S.THOME	22.261	9	I.URIEN	39.054	22	9	2:08.137	2:08.337	(22)
23	33	S.CHALIGNE(M)	33.689	33	S.CHALIGNE(M)	33.739	9	I.URIEN	22.271	24	M.BERTOLIN(E)	39.172	23	33	2:08.822	2:08.959	(23)
24	5	D.EROGE(M)	33.902	5	D.EROGE(M)	34.307	26	V.DASI(JF/BR)	22.565	33	S.CHALIGNE(M)	39.241	24	5	2:09.594	2:10.448	(24)
25	26	V.DASI(JF/BR)	35.153	26	V.DASI(JF/BR)	34.867	5	D.EROGE(M)	22.593	26	V.DASI(JF/BR)	39.288	25	26	2:11.873	2:11.908	(25)

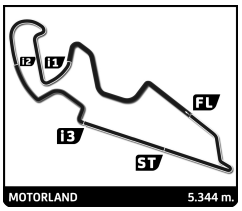

Campeonato de España GT-GT4

ROUND 1 - MOTORLAND

OFFICIAL PREVIOUS TEST GT-TCR

Best Top Speed

	Team	Car	Class	Top Speed	Top 1		Top 2		Top 3		Top 4		Top 5		
					Kph	Lap	Kph	Lap	Kph	Lap	Kph	Lap	Kph	Lap	Avg
19	GT CORSE	Porsche 992 GT3 Cup	GT CUP	M. CAÑIZARES(BR)	259.6	14	255.9	13	255.9	12	255.9	11	255.3	5	256,5
911	LMR MOTORSPORT	Porsche 992 GT3 Cup	GT CUP	L. MARTINS	258.4	19	258.4	11	257.1	6	256.5	13	256.5	7	257,4
15	GT CORSE	Porsche 992 GT3 Cup	GT CUP	A. GOROSTIZA(JF/BR)	257.1	9	255.9	12	255.3	11	255.3	10	254.7	4	255,7
22	GT CORSE	Porsche 992 GT3 Cup	GT CUP	A. BARAMBIO	257.1	10	255.9	20	255.9	11	255.3	22	255.3	7	255,9
133	VELOSO MOTORSPORT	Porsche 992 GT3 Cup	GT CUP	C. VIEIRA(E)	256.5	15	255.9	20	255.3	25	255.3	16	254.7	8	255,5
13	BAPORO	Porsche 992 GT3 Cup	GT CUP	J. VINYES(E)	255.9	6	254.7	10	254.7	7	253.5	15	253.5	17	254,5
191	VELOSO MOTORSPORT	Porsche 992 GT3 Cup	GT CUP	J. PIAT(BR)	254.7	15	254.1	20	254.1	14	254.1	12	253.5	9	254,1
111	DAGO	Audi R8	GPX	P. YEREGUI	247.1	1	234.3	2	106.3	3					195,9
117	TEAM CLAIRET SPORT	AUDI RS3 LMS TCR	TCR	G. SAVOLDELLI(M)	241.1	11	240.0	7	239.5	15	239.5	12	238.9	13	239,8
20	TEAM CLAIRET SPORT	AUDI RS3 LMS TCR	TCR	S. THOME	240.0	19	239.5	4	239.5	5	239.5	11	239.5	17	239,6
45	AUTO CLUB RC2 VALLES	HONDA CIVIC FL5 TCR	TCR	V. FERNANDEZ(M)	240.0	11	238.9	16	237.9	20	237.9	10	237.4	5	238,4
333	AUTO CLUB RC2 VALLES	HONDA CIVIC FL5 TCR	TCR	S. CONCEPCION(Jr)	239.5	18	238.4	23	238.4	12	237.9	19	237.9	13	238,4
777	TPR MOTORSPORT	HONDA CIVIC FL5 TCR	TCR	M. HALDER	239.5	12	238.4	15	238.4	10	237.9	16	237.9	4	238,4
T19	AUTO CLUB RC2 VALLES	HONDA CIVIC FL5 TCR	TCR	F. FERNANDEZ	238.9	11	238.4	9	237.4	19	237.4	15	237.4	4	237,9
27	ALM MOTORSPORT	HONDA CIVIC FL5 TCR	TCR	R. VOLT(Jr)	238.4	18	238.4	17	238.4	16	237.4	7	237.4	8	238,0
237	ALM MOTORSPORT	HONDA CIVIC FL5 TCR	TCR	S. PIIRIMAGI	238.4	11	237.9	10	237.4	6	237.4	16	237.4	17	237,7
246	MONLAU MOTORSPORT	CUPRA LEON VZ	TCR	J. BRICKLEY(Jr)	238.4	5	237.9	9	237.9	4	237.4	16	237.4	14	237,8
9	TEAM VRT	AUDI RS3 LMS TCR	TCR	I. URIEN	237.9	15	237.4	13	236.8	14	236.8	12	236.8	10	237,1
41	TPR MOTORSPORT	HONDA CIVIC FL5 TCR	TCR	R. POVLSEN(M)	237.9	13	237.9	12	237.4	7	236.8	4	236.8	10	237,4
81	MONLAU MOTORSPORT	CUPRA LEON VZ	TCR	E. ZABALA(Jr)	237.9	20	236.8	18	236.8	12	236.8	11	236.3	14	236,9
18	MARKUSSEN RACING	HONDA CIVIC FL5 TCR	TCR	M. MARKUSSEN	237.4	19	236.8	15	236.8	11	236.3	4	236.3	6	236,7
26	PCR SPORT	Mercedes AMG GT4	GT4	V. DASI(JF/BR)	236.8	20	235.3	14	234.8	21	234.8	15	234.8	5	235,3
28	MONLAU MOTORSPORT	CUPRA LEON VZ	TCR	E. GENE(Jr)	236.3	6	235.8	15	235.8	11	235.8	9	235.8	8	235,9
33	TEAM CLAIRET SPORT	CUPRA LEON VZ	TCR	S. CHALIGNE(M)	236.3	11	235.3	14	234.8	13	234.8	12	234.3	7	235,1
24	GT CORSE	BMW M4 GT4 EVO	GT4	M. BERTOLIN(E)	235.8	10	233.8	11	233.3	21	233.3	9	233.3	6	233,9
5	ALM MOTORSPORT	HONDA CIVIC FL5 TCR	TCR	D. EROGE(M)	235.8	12	234.8	21	234.8	15	234.8	7	234.8	5	235,0
30	CHEFO SPORT	Ligier Js2r	GPR												
36	UCAV RACING	Howe Mustang TA2	GPR												
47	ROAD TO LEMANS	Porsche 992 GT3 Cup	GT CUP												
12	AUTO CLUB RC2 VALLES	HONDA CIVIC FL5 TCR	TCR												
44	TEAM CLAIRET SPORT	AUDI RS3 LMS TCR	TCR												

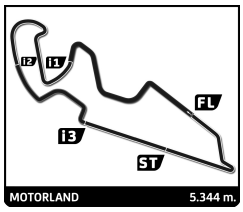

Campeonato de España GT-GT4

ROUND 1 - MOTORLAND

OFFICIAL PREVIOUS TEST GT-TCR

Fastest Lap Sequence

Elapsed	No	Team	Car	Class	Driver	Time	Kph	Lap
5:06.142	20	TEAM CLAIRET SPORT	AUDI RS3 LMS TCR	TCR	Sebastien THOME	2:15.271	142.2	2
5:15.459	237	ALM MOTORSPORT	HONDA CIVIC FL5 TCR	TCR	Sten-Dorian PIIRIMAGI	2:14.619	142.9	2
7:04.262	777	TPR MOTORSPORT	HONDA CIVIC FL5 TCR	TCR	Mike HALDER	2:13.183	144.5	2
7:14.484	20	TEAM CLAIRET SPORT	AUDI RS3 LMS TCR	TCR	Sebastien THOME	2:08.342	149.9	3
8:30.213	22	GT CORSE	Porsche 992 GT3 Cup	GT CUP	Alejandro BARAMBIO	2:01.327	158.6	3
13:23.282	22	GT CORSE	Porsche 992 GT3 Cup	GT CUP	Alejandro BARAMBIO	2:00.358	159.8	5
15:22.568	22	GT CORSE	Porsche 992 GT3 Cup	GT CUP	Alejandro BARAMBIO	1:59.286	161.3	6
17:21.485	22	GT CORSE	Porsche 992 GT3 Cup	GT CUP	Alejandro BARAMBIO	1:58.917	161.8	7

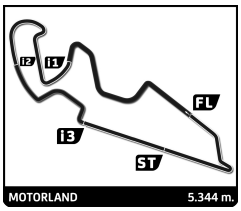

Campeonato de España GT-GT4
ROUND 1 - MOTORLAND
OFFICIAL PREVIOUS TEST GT-TCR

Sector Analysis

Personal Best | Session Best | **B** Crossing the pit lane

T19 — AUTO CLUB RC2 VALLES
1.Felipe FERNANDEZ — HONDA CIVIC FL5 TCR — TCR

Lap	D	Time	Sector 1	Sector 2	Sector 3	Sector 4	Elapsed
1	1	3:03.737	1:14.975	38.390	24.936	45.436	3:03.737
2	1	2:25.204 B	38.166	35.597	24.618	46.823	5:28.941
3	1	3:31.067	1:54.730	34.921	22.570	38.846	9:00.008
4	1	2:08.125	33.595	33.970	22.094	38.466	11:08.133
5	1	2:07.926	33.381	33.645	22.120	38.780	13:16.059
6	1	2:20.192 B	33.214	39.966	22.944	44.068	15:36.251
7	1	9:42.010	8:02.905	35.108	22.924	41.073	25:18.261
8	1	2:10.099	34.624	34.539	22.385	38.551	27:28.360
9	1	2:15.291 B	34.947	33.938	22.071	44.335	29:43.651
10	1	3:49.379	2:11.313	36.728	22.476	38.862	33:33.030
11	1	2:06.093	32.901	32.940	21.955	38.297	35:39.123
12	1	2:16.221 B	34.284	34.186	22.753	44.998	37:55.344
13	1	4:46.012	3:07.525	35.357	23.265	39.865	42:41.356
14	1	2:06.004	32.819	33.019	21.577	38.589	44:47.360
15	1	2:05.339	32.686	32.687	21.699	38.267	46:52.699
16	1	2:18.381 B	34.581	35.185	22.992	45.623	49:11.080
17	1	8:22.504	6:25.363	38.577	24.337	54.227	57:33.584
18	1	2:13.292	36.801	34.396	22.590	39.505	59:46.876
19	1	2:05.707	32.801	32.949	21.696	38.261	1:01:52.583
20	1	2:21.672 B	32.800	35.767	23.209	49.896	1:04:14.255

5 — ALM MOTORSPORT
1.Demir EROGE(M) — HONDA CIVIC FL5 TCR — TCR

Lap	D	Time	Sector 1	Sector 2	Sector 3	Sector 4	Elapsed
1	1	3:56.150	1:58.506	45.384	28.423	43.837	3:56.150
2	1	2:25.262	39.638	37.721	26.263	41.640	6:21.412
3	1	2:27.186 B	38.096	36.757	23.812	48.521	8:48.598
4	1	5:12.305	3:29.767	37.685	24.523	40.330	14:00.903
5	1	2:15.274	35.975	35.311	23.801	40.187	16:16.177
6	1	2:15.701	37.115	35.408	23.625	39.553	18:31.878
7	1	2:12.994	35.058	35.386	23.171	39.379	20:44.872
8	1	2:12.652	35.249	34.680	22.621	40.102	22:57.524
9	1	2:14.155	34.943	36.095	23.639	39.478	25:11.679
10	1	2:36.883 B	35.236	40.700	25.523	55.424	27:48.562
11	1	4:16.834	2:36.178	36.614	22.979	41.063	32:05.396
12	1	2:12.736	34.958	35.476	22.899	39.403	34:18.132
13	1	2:14.736	34.411	35.504	22.593	42.228	36:32.868
14	1	2:11.391	34.783	34.307	23.274	39.027	38:44.259
15	1	2:10.487	34.604	34.323	22.768	38.792	40:54.746
16	1	2:34.672 B	35.220	37.430	25.006	57.016	43:29.418
17	1	11:37.518	9:42.781	42.850	26.424	45.463	55:06.936
18	1	2:16.952	36.776	36.568	22.954	40.654	57:23.888
19	1	2:10.448	34.030	34.313	22.668	39.437	59:34.336
20	1	2:13.587	33.902	34.458	23.017	42.210	1:01:47.923
21	1	2:17.077	36.675	34.955	23.774	41.673	1:04:05.000
22	1	3:13.422 B	49.370	45.685	31.623	1:06.744	1:07:18.422

9 — TEAM VRT
1.Igor URIEN — AUDI RS3 LMS TCR — TCR

Lap	D	Time	Sector 1	Sector 2	Sector 3	Sector 4	Elapsed
1	1	10:43.385 B	8:46.258	39.559	25.721	51.847	10:43.385
2	1	7:22.181	5:40.611	36.764	24.308	40.498	18:05.566
3	1	2:15.912	36.666	35.014	23.535	40.697	20:21.478
4	1	2:24.869 B	36.156	34.698	23.080	50.935	22:46.347
5	1	15:08.917	...	35.114	23.064	39.478	37:55.264
6	1	2:10.826	34.700	34.207	22.556	39.363	40:06.090
7	1	2:09.116	33.896	33.772	22.394	39.054	42:15.206
8	1	2:09.867	34.364	33.881	22.446	39.176	44:25.073
9	1	2:09.218	33.570	33.810	22.695	39.143	46:34.291
10	1	2:10.269	33.565	33.681	22.905	40.118	48:44.560
11	1	2:08.337	33.227	33.585	22.364	39.161	50:52.897
12	1	2:08.760	33.487	33.878	22.271	39.124	53:01.657
13	1	2:08.734	33.282	33.847	22.508	39.097	55:10.391
14	1	2:14.256	35.077	36.088	23.161	39.930	57:24.647
15	1	2:16.270 B	33.898	34.189	22.417	45.766	59:40.917
16	1	4:47.852 B	2:54.360	37.469	24.941	51.082	1:04:28.769

13 — BAPORO
1.Joan VINYES(E)
2.Jaume Font FONT(E) — Porsche 992 GT3 Cup — GT CUP

Lap	D	Time	Sector 1	Sector 2	Sector 3	Sector 4	Elapsed
1	1	3:28.907	1:26.166	45.473	26.563	50.705	3:28.907
2	1	2:43.037 B	40.778	38.397	23.765	1:00.097	6:11.944
3	1	4:14.292	2:29.295	36.602	24.566	43.829	10:26.236
4	1	2:08.344	34.114	33.555	21.991	38.684	12:34.580
5	1	2:05.667	33.156	33.180	21.919	37.412	14:40.247
6	1	2:03.394	32.782	32.729	21.197	36.686	16:43.641
7	1	2:02.423	32.048	32.143	21.535	36.697	18:46.064
8	1	2:04.302	33.137	33.126	21.276	36.763	20:50.366
9	1	2:05.443	32.591	32.401	22.675	37.776	22:55.809
10	1	2:01.912	32.138	31.804	21.133	36.837	24:57.721
11	1	2:34.710 B	36.923	37.647	25.421	54.719	27:32.431
12	1	10:08.841	8:23.505	41.268	25.174	38.894	37:41.272
13	1	2:08.300	35.401	33.631	22.221	37.047	39:49.572
14	1	2:04.908	32.946	32.892	21.646	37.424	41:54.480
15	1	2:02.260	32.298	32.379	21.020	36.563	43:56.740
16	1	2:03.770	32.618	33.204	21.333	36.615	46:00.510
17	1	2:01.760	31.901	32.159	21.066	36.634	48:02.270
18	1	2:01.932	32.327	32.123	21.206	36.276	50:04.202
19	1	2:08.788 B	32.669	32.063	22.188	41.868	52:12.990
20	1	8:52.228	7:21.689	32.591	21.659	36.289	1:01:05.218
21	1	2:00.858	32.085	31.629	20.824	36.320	1:03:06.076
22	1	2:25.330 B	34.755	33.843	25.877	50.855	1:05:31.406

15 — GT CORSE
1.Asier GOROSTIZA(JF/BR)
2.Sacha HEBRARD(BR) — Porsche 992 GT3 Cup — GT CUP

Lap	D	Time	Sector 1	Sector 2	Sector 3	Sector 4	Elapsed
1	1	5:32.130	3:29.665	40.514	37.330	44.621	5:32.130
2	1	2:20.298	36.554	35.756	27.316	40.672	7:52.428
3	1	2:10.744	34.586	34.628	22.620	38.910	10:03.172
4	1	2:07.576	33.320	34.062	22.045	38.149	12:10.748
5	1	2:06.387	32.599	33.618	22.058	38.112	14:17.135
6	1	2:25.600 B	38.725	35.860	25.891	45.124	16:42.735
7	1	8:44.026	7:07.016	34.385	24.423	38.202	25:26.761
8	1	2:06.657	33.450	33.612	22.039	37.556	27:33.418
9	1	2:04.621	32.198	33.187	21.885	37.351	29:38.039
10	1	2:04.638	32.551	33.473	21.834	36.780	31:42.677
11	1	2:04.487	31.858	32.932	21.954	37.743	33:47.164
12	1	2:04.415	32.075	32.990	21.860	37.490	35:51.579
13	1	2:23.836 B	32.299	34.746	28.558	48.233	38:15.415
14	1	7:09.713 B	5:21.843	37.509	25.558	44.803	45:25.128
15	1	4:30.930	2:51.477	35.118	25.598	38.737	49:56.058
16	1	2:07.276	33.700	33.994	21.831	37.751	52:03.334
17	1	2:06.616	33.735	33.281	21.969	37.631	54:09.950
18	1	2:06.452	34.584	33.219	21.941	36.708	56:16.402
19	1	2:03.774	32.480	33.037	21.566	36.691	58:20.176

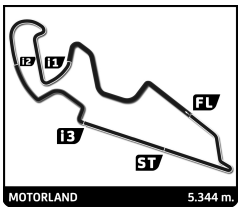

Campeonato de España GT-GT4
ROUND 1 - MOTORLAND
OFFICIAL PREVIOUS TEST GT-TCR

Sector Analysis

Personal Best | Session Best | **B** Crossing the pit lane

Lap	D	Time	Sector 1	Sector 2	Sector 3	Sector 4	Elapsed
20	1	2:04.017	32.661	33.004	21.548	36.804	1:00:24.193
21	1	2:05.282	32.558	33.481	22.089	37.154	1:02:29.475
22	1	2:16.814 B	32.921	32.353	21.927	49.613	1:04:46.289

18 MARKUSSEN RACING
1.Michael MARKUSSEN — HONDA CIVIC FL5 TCR — TCR

Lap	D	Time	Sector 1	Sector 2	Sector 3	Sector 4	Elapsed
1	1	3:00.931 B	1:06.653	39.572	24.543	50.163	3:00.931
2	1	4:43.601	3:05.829	35.097	23.065	39.610	7:44.532
3	1	2:10.458	34.840	33.879	22.136	39.603	9:54.990
4	1	2:08.542	33.786	33.633	22.079	39.044	12:03.532
5	1	2:07.727	33.379	33.457	21.886	39.005	14:11.259
6	1	2:27.692	33.054	33.387	41.987	39.264	16:38.951
7	1	2:14.515 B	33.532	34.003	22.121	44.859	18:53.466
8	1	5:43.137	4:02.892	35.828	24.622	39.795	24:36.603
9	1	2:08.106	33.711	33.582	21.996	38.817	26:44.709
10	1	2:07.366	33.192	33.327	22.095	38.752	28:52.075
11	1	2:07.836	33.478	33.445	22.183	38.730	30:59.911
12	1	2:15.594 B	33.003	33.287	22.328	46.976	33:15.505
13	1	8:00.951	6:23.849	34.523	22.263	40.316	41:16.456
14	1	2:07.727	33.768	33.239	21.962	38.758	43:24.183
15	1	2:06.945	33.093	33.076	22.048	38.728	45:31.128
16	1	2:09.309	33.195	34.285	23.104	38.725	47:40.437
17	1	2:27.433 B	33.269	39.307	23.136	51.721	50:07.870
18	1	8:51.846	7:09.570	37.518	23.159	41.599	58:59.716
19	1	2:07.831	33.102	33.392	22.286	39.051	1:01:07.547
20	1	2:06.835	33.117	33.158	21.845	38.715	1:03:14.382
21	1	2:34.091 B	33.150	35.654	28.073	57.214	1:05:48.473

19 GT CORSE
1.Manuel CAÑIZARES(BR) — Porsche 992 GT3 Cup
2.Sebastián VILLADARY(BF — GT CUP

Lap	D	Time	Sector 1	Sector 2	Sector 3	Sector 4	Elapsed
1	1	3:43.036	1:42.861	44.949	27.667	47.559	3:43.036
2	1	2:19.194	37.409	35.441	26.103	40.241	6:02.230
3	1	2:08.838	34.593	34.099	23.000	37.146	8:11.068
4	1	2:04.926	33.414	33.301	21.460	36.751	10:15.994
5	1	2:03.476	32.684	32.684	21.433	36.675	12:19.470
6	1	2:02.460	32.115	32.369	21.462	36.514	14:21.930
7	1	2:18.072 B	32.238	33.749	24.290	47.795	16:40.002
8	1	4:33.713	3:02.660	32.410	21.260	37.383	21:13.715
9	1	2:02.525	32.219	32.313	21.597	36.396	23:16.240
10	1	2:02.342	31.874	32.156	21.199	37.113	25:18.582
11	1	2:02.844	32.090	32.716	21.424	36.614	27:21.426
12	1	2:01.722	31.921	32.048	21.394	36.359	29:23.148
13	1	2:00.745	31.659	31.809	21.092	36.185	31:23.893
14	1	2:09.429 B	31.703	31.866	21.365	44.495	33:33.322
15	1	7:41.227	5:52.619	40.565	25.528	42.515	41:14.549
16	1	2:20.884	38.868	37.259	24.898	39.859	43:35.433
17	1	2:15.051	35.809	36.898	23.541	38.803	45:50.484
18	1	2:10.672	34.389	34.596	23.053	38.634	48:01.156
19	1	2:19.494	36.259	37.505	25.476	40.254	50:20.650
20	1	2:14.697	35.422	37.639	23.305	38.331	52:35.347
21	1	2:09.931	34.487	34.675	22.919	37.850	54:45.278
22	1	2:09.986	33.593	34.296	24.095	38.002	56:55.264
23	1	2:16.781	33.627	34.125	24.347	44.682	59:12.045
24	1	2:07.591	33.814	33.484	22.289	38.004	1:01:19.636
25	1	2:06.510	33.696	33.273	22.219	37.322	1:03:26.146
26	1	3:02.110 B	41.351	44.420	31.721	1:04.618	1:06:28.256

20 TEAM CLAIRET SPORT
1.Sebastien THOME — AUDI RS3 LMS TCR — TCR

Lap	D	Time	Sector 1	Sector 2	Sector 3	Sector 4	Elapsed
1	1	2:50.871	1:05.050	39.223	25.656	40.942	2:50.871
2	1	2:15.271	37.350	36.000	22.893	39.028	5:06.142
3	1	2:08.342	34.038	33.517	22.451	38.336	7:14.484
4	1	2:07.026	33.379	33.120	22.350	38.177	9:21.510
5	1	2:17.812 B	33.370	33.153	23.860	47.429	11:39.322
6	1	7:04.581	4:26.543	41.074	1:15.949	41.015	18:43.903
7	1	2:15.743	37.118	35.966	23.367	39.292	20:59.646
8	1	2:12.504	35.884	34.703	22.848	39.069	23:12.150
9	1	2:13.211	35.575	35.042	23.094	39.500	25:25.361
10	1	2:13.694	35.595	34.446	24.414	39.239	27:39.055
11	1	2:13.086	35.881	35.005	23.512	38.688	29:52.141
12	1	2:29.844 B	34.979	42.435	24.545	47.885	32:21.985
13	1	4:58.683	3:14.345	36.926	25.034	42.378	37:20.668
14	1	2:14.711	35.770	36.253	23.376	39.312	39:35.379
15	1	2:10.097	34.379	34.352	22.674	38.692	41:45.476
16	1	2:09.768	34.025	34.379	22.532	38.832	43:55.244
17	1	2:10.076	33.792	34.573	22.462	39.249	46:05.320
18	1	2:09.674	34.259	34.088	22.628	38.699	48:14.994
19	1	2:09.798	33.674	35.043	22.451	38.630	50:24.792
20	1	2:08.167	33.514	33.708	22.321	38.624	52:32.959
21	1	2:09.236	34.212	33.780	22.261	38.983	54:42.195
22	1	2:10.709	34.053	34.938	23.230	38.488	56:52.904
23	1	2:10.380	33.402	34.225	23.410	39.343	59:03.284
24	1	2:23.849 B	35.786	34.969	23.949	49.145	1:01:27.133

22 GT CORSE
1.Alejandro BARAMBIO — Porsche 992 GT3 Cup
2.Borja GARCIA(E) — GT CUP

Lap	D	Time	Sector 1	Sector 2	Sector 3	Sector 4	Elapsed
1	1	4:13.293	1:50.504	38.109	23.722	1:20.958	4:13.293
2	1	2:15.593	36.938	33.804	26.910	37.941	6:28.886
3	1	2:01.327	31.893	32.076	20.595	36.763	8:30.213
4	1	2:52.711	31.958	31.266	20.592	1:28.895	11:22.924
5	1	2:00.358	31.732	31.293	20.779	36.554	13:23.282
6	1	1:59.286	31.242	31.664	20.504	35.876	15:22.568
7	1	1:58.917	31.025	31.294	20.627	35.971	17:21.485
8	1	2:08.798 B	31.817	32.597	21.338	43.046	19:30.283
9	1	5:08.353	3:34.224	33.964	22.535	37.630	24:38.636
10	1	2:05.125	32.971	33.083	22.067	37.004	26:43.761
11	1	2:03.382	32.541	32.235	21.916	36.690	28:47.143
12	1	2:02.997	32.506	32.351	21.694	36.446	30:50.140
13	1	2:17.104 B	32.858	34.621	23.620	46.005	33:07.244
14	1	9:46.659	8:07.753	34.762	23.675	40.469	42:53.903
15	1	2:11.960	34.880	34.072	23.223	39.785	45:05.863
16	1	2:18.743 B	33.704	33.848	23.622	47.569	47:24.606
17	1	6:38.999	5:06.345	33.079	22.055	37.520	54:03.605
18	1	2:03.863	32.810	32.983	21.754	36.316	56:07.468
19	1	2:03.261	32.052	32.109	21.569	37.531	58:10.729
20	1	2:03.123	32.768	32.235	21.554	36.566	1:00:13.852
21	1	2:01.706	31.901	31.968	21.274	36.563	1:02:15.558
22	1	2:11.488 B	31.722	31.784	21.145	46.837	1:04:27.046

24 GT CORSE
1.Manuel BERTOLIN(E) — BMW M4 GT4 EVO — GT4

Lap	D	Time	Sector 1	Sector 2	Sector 3	Sector 4	Elapsed
1	1	5:39.917	3:20.217	50.186	34.010	55.504	5:39.917
2	1	2:33.744	45.744	41.652	25.052	41.296	8:13.661

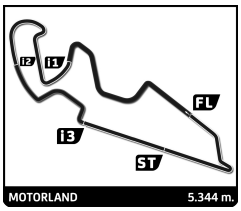

Campeonato de España GT-GT4
ROUND 1 - MOTORLAND
OFFICIAL PREVIOUS TEST GT-TCR

Sector Analysis

Personal Best | Session Best | **B** Crossing the pit lane

Lap	D	Time	Sector 1	Sector 2	Sector 3	Sector 4	Elapsed
3	1	2:16.545	37.108	35.470	23.320	40.647	10:30.206
4	1	2:11.472	35.299	34.285	22.199	39.689	12:41.678
5	1	2:11.759	34.983	34.180	22.555	40.041	14:53.437
6	1	2:19.434 B	34.248	34.112	22.811	48.263	17:12.871
7	1	9:39.932	7:55.934	39.323	23.861	40.814	26:52.803
8	1	2:11.722	34.990	34.140	22.086	40.506	29:04.525
9	1	2:10.471	34.371	34.107	22.323	39.670	31:14.996
10	1	2:11.122	33.913	33.878	23.533	39.798	33:26.118
11	1	2:10.864	35.558	34.076	22.058	39.172	35:36.982
12	1	2:08.983	33.848	33.563	21.824	39.748	37:45.965
13	1	2:07.961	33.718	33.450	21.575	39.218	39:53.926
14	1	2:20.115 B	34.653	35.203	22.833	47.426	42:14.041
15	1	7:18.209	5:31.656	39.433	26.508	40.612	49:32.250
16	1	2:09.669	33.928	34.013	22.344	39.384	51:41.919
17	1	2:27.303 B	34.736	35.219	26.098	51.250	54:09.222
18	1	3:22.089	1:44.641	34.817	22.551	40.080	57:31.311
19	1	2:09.663	34.220	34.053	21.924	39.466	59:40.974
20	1	2:08.016	33.530	33.604	21.563	39.319	1:01:48.990
21	1	2:13.088	36.119	34.534	23.025	39.410	1:04:02.078
22	1	2:59.871 B	41.764	43.611	27.309	1:07.187	1:07:01.949

26 **PCR SPORT** — Mercedes AMG GT4
1.Vicente DASI(JF/BR) — GT4
2.Josep PARERA(JF/BR)

Lap	D	Time	Sector 1	Sector 2	Sector 3	Sector 4	Elapsed
1	1	3:01.332	55.070	44.870	28.339	53.053	3:01.332
2	1	2:34.134	44.191	39.788	26.754	43.401	5:35.466
3	1	2:21.758	38.655	37.341	24.753	41.009	7:57.224
4	1	2:19.035	37.531	36.142	24.275	41.087	10:16.259
5	1	2:19.708	36.979	37.660	24.311	40.758	12:35.967
6	1	2:18.005	36.752	36.038	24.243	40.972	14:53.972
7	1	2:16.214	36.070	35.835	24.113	40.196	17:10.186
8	1	2:42.522 B	38.651	42.743	29.406	51.722	19:52.708
9	1	10:46.821	9:00.666	38.894	25.157	42.104	30:39.529
10	1	2:17.056	37.223	35.806	23.378	40.649	32:56.585
11	1	2:17.890	35.991	36.246	24.323	41.330	35:14.475
12	1	2:16.144	36.862	35.692	22.986	40.604	37:30.619
13	1	2:15.289	35.574	36.175	23.052	40.488	39:45.908
14	1	2:13.450	35.303	35.825	22.838	39.484	41:59.358
15	1	2:11.908	35.188	34.867	22.565	39.288	44:11.266
16	1	2:27.144 B	37.276	38.011	24.617	47.240	46:38.410
17	1	7:42.247	5:54.682	42.202	24.722	40.641	54:20.657
18	1	2:17.630	39.031	35.389	23.320	39.890	56:38.287
19	1	2:15.937	37.021	35.395	23.841	39.680	58:54.224
20	1	2:13.924	35.357	35.305	23.348	39.914	1:01:08.148
21	1	2:12.911	35.153	35.143	23.253	39.362	1:03:21.059
22	1	3:10.284 B	47.972	45.555	31.475	1:05.282	1:06:31.343

27 **ALM MOTORSPORT** — HONDA CIVIC FL5 TCR
1.Ruben VOLT(Jr) — TCR

Lap	D	Time	Sector 1	Sector 2	Sector 3	Sector 4	Elapsed
1	1	3:03.185	1:17.474	37.566	24.257	43.888	3:03.185
2	1	2:29.580 B	37.165	34.739	31.119	46.557	5:32.765
3	1	4:13.099	2:36.787	34.134	23.184	38.994	9:45.864
4	1	2:10.762	33.874	35.108	22.902	38.878	11:56.626
5	1	2:08.373	33.494	33.866	22.269	38.744	14:04.999
6	1	2:09.680	33.572	33.714	22.664	39.730	16:14.679
7	1	2:08.369	33.372	33.395	22.869	38.733	18:23.048
8	1	2:07.235	33.127	33.158	22.150	38.800	20:30.283
9	1	2:17.402 B	33.964	33.364	21.891	48.183	22:47.685
10	1	4:58.090	3:09.621	40.966	24.995	42.508	27:45.775
11	1	2:10.344	36.066	33.628	22.107	38.543	29:56.119
12	1	2:07.962	32.986	33.577	22.233	39.166	32:04.081
13	1	2:18.849 B	32.585	33.678	23.497	49.089	34:22.930
14	1	11:00.904	9:24.145	34.156	22.562	40.041	45:23.834
15	1	2:08.442	33.472	33.448	22.791	38.731	47:32.276
16	1	2:06.510	33.027	33.166	21.806	38.511	49:38.786
17	1	2:06.506	32.828	33.035	21.974	38.669	51:45.292
18	1	2:15.050 B	33.105	33.749	22.218	45.978	54:00.342
19	1	5:20.699	3:40.184	36.065	24.825	39.625	59:21.041
20	1	2:10.516	34.681	34.858	21.903	39.074	1:01:31.557
21	1	2:05.783	32.917	32.786	21.644	38.436	1:03:37.340
22	1	3:00.958 B	35.514	45.401	30.438	1:09.605	1:06:38.298

28 **MONLAU MOTORSPORT** — CUPRA LEON VZ
1.Eric GENE(Jr) — TCR

Lap	D	Time	Sector 1	Sector 2	Sector 3	Sector 4	Elapsed
1	1	3:46.156 B	1:53.063	37.028	24.009	52.056	3:46.156
2	1	4:22.786	2:42.303	37.300	23.444	39.739	8:08.942
3	1	2:11.340	35.192	34.474	22.452	39.222	10:20.282
4	1	2:08.347	33.599	33.900	21.873	38.975	12:28.629
5	1	2:07.991	33.302	33.435	22.288	38.966	14:36.620
6	1	2:14.105 B	32.968	33.990	22.114	45.033	16:50.725
7	1	4:01.675	2:22.145	35.311	21.972	42.247	20:52.400
8	1	2:07.938	32.983	33.530	22.389	39.036	23:00.338
9	1	2:07.594	32.900	34.100	21.811	38.783	25:07.932
10	1	2:06.346	32.777	33.133	21.719	38.717	27:14.278
11	1	2:19.824 B	33.653	35.914	23.783	46.474	29:34.102
12	1	5:42.631	4:02.591	35.140	22.512	42.388	35:16.733
13	1	2:08.902	33.709	33.138	21.677	40.378	37:25.635
14	1	2:05.321	32.371	32.960	21.437	38.553	39:30.956
15	1	2:24.197 B	34.484	36.939	26.150	46.624	41:55.153
16	1	11:49.257	...	33.788	22.114	38.805	53:44.410
17	1	2:07.040	33.126	33.212	21.814	38.888	55:51.450
18	1	2:06.966	32.856	33.483	21.783	38.844	57:58.416
19	1	2:06.874	32.944	33.614	21.746	38.570	1:00:05.290
20	1	2:06.364	32.764	33.096	21.690	38.814	1:02:11.654
21	1	2:20.831 B	32.808	33.249	22.080	52.694	1:04:32.485

33 **TEAM CLAIRET SPORT** — CUPRA LEON VZ
1.Samuel CHALIGNE(M) — TCR

Lap	D	Time	Sector 1	Sector 2	Sector 3	Sector 4	Elapsed
1	1	3:24.622	1:13.502	47.699	33.484	49.937	3:24.622
2	1	2:42.289	44.208	45.757	29.440	42.884	6:06.911
3	1	2:24.849	38.341	38.309	25.945	42.254	8:31.760
4	1	2:19.599	37.193	36.490	25.232	40.684	10:51.359
5	1	2:26.709 B	36.456	36.656	24.598	48.999	13:18.068
6	1	5:12.437	3:30.112	37.248	24.968	40.109	18:30.505
7	1	2:16.420	35.501	36.845	24.171	39.903	20:46.925
8	1	2:14.126	35.205	35.211	23.590	40.120	23:01.051
9	1	2:12.999	34.879	34.911	23.344	39.865	25:14.050
10	1	2:14.103	35.593	35.834	23.142	39.534	27:28.153
11	1	2:15.789	36.257	35.728	23.173	40.631	29:43.942
12	1	2:12.244	34.589	34.824	23.251	39.580	31:56.186
13	1	2:11.060	34.223	34.563	22.805	39.469	34:07.246
14	1	2:11.653	34.257	34.816	23.104	39.476	36:18.899
15	1	2:10.008	33.734	34.211	22.724	39.339	38:28.907
16	1	2:17.310 B	33.706	34.435	22.554	46.615	40:46.217
17	1	7:07.935	5:28.743	34.870	24.721	39.601	47:54.152

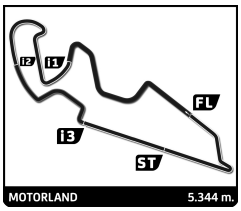

Campeonato de España GT-GT4
ROUND 1 - MOTORLAND
OFFICIAL PREVIOUS TEST GT-TCR

Sector Analysis

Personal Best | Session Best | **B** Crossing the pit lane

Lap	D	Time	Sector 1	Sector 2	Sector 3	Sector 4	Elapsed
18	1	2:08.959	33.826	33.739	22.153	39.241	50:03.111
19	1	2:18.357 B	33.689	34.341	22.676	47.651	52:21.468
20	1	8:31.808	6:46.507	39.640	25.153	40.508	1:00:53.276
21	1	2:10.843	34.271	34.339	22.900	39.333	1:03:04.119
22	1	3:21.590 B	53.322	47.753	33.949	1:06.566	1:06:25.709

41 TPR MOTORSPORT — HONDA CIVIC FL5 TCR
1.Rene POVLSEN(M) — TCR

Lap	D	Time	Sector 1	Sector 2	Sector 3	Sector 4	Elapsed
1	1	4:16.770	2:22.764	42.775	29.114	42.117	4:16.770
2	1	2:19.120	38.645	36.067	24.251	40.157	6:35.890
3	1	2:13.753	36.238	34.965	23.279	39.271	8:49.643
4	1	2:12.711	35.973	34.421	22.888	39.429	11:02.354
5	1	2:10.567	34.613	34.427	22.564	38.963	13:12.921
6	1	2:19.178	35.292	39.257	24.241	40.388	15:32.099
7	1	2:10.158	34.605	34.226	22.527	38.800	17:42.257
8	1	2:09.249	33.664	34.235	22.301	39.049	19:51.506
9	1	2:12.205	33.657	34.674	22.883	40.991	22:03.711
10	1	2:08.778	34.066	33.771	22.188	38.753	24:12.489
11	1	2:08.802	33.707	33.801	22.565	38.729	26:21.291
12	1	2:11.276	34.844	35.105	22.524	38.803	28:32.567
13	1	2:08.596	33.524	33.687	22.394	38.991	30:41.163
14	1	2:32.987 B	37.290	38.876	25.967	50.854	33:14.150
15	1	15:11.497	...	36.664	23.596	42.314	48:25.647
16	1	2:10.806	34.143	34.900	22.563	39.200	50:36.453
17	1	2:09.009	33.644	33.988	22.448	38.929	52:45.462
18	1	2:10.911	34.518	34.781	22.660	38.952	54:56.373
19	1	2:08.223	33.445	33.791	22.227	38.760	57:04.596
20	1	2:11.003	34.117	35.515	22.370	39.001	59:15.599
21	1	2:09.916	34.684	34.196	22.267	38.769	1:01:25.515
22	1	2:13.491	33.527	37.403	23.673	38.888	1:03:39.006
23	1	3:02.332 B	35.307	45.375	30.481	1:11.169	1:06:41.338

45 AUTO CLUB RC2 VALLES — HONDA CIVIC FL5 TCR
1.Victor FERNANDEZ(M) — TCR

Lap	D	Time	Sector 1	Sector 2	Sector 3	Sector 4	Elapsed
1	1	3:01.575	1:06.079	43.388	27.273	44.835	3:01.575
2	1	2:24.686	41.300	37.689	24.705	40.992	5:26.261
3	1	2:13.279	36.190	34.704	22.803	39.582	7:39.540
4	1	2:10.632	35.025	34.006	22.343	39.258	9:50.172
5	1	2:08.075	33.808	33.530	21.996	38.741	11:58.247
6	1	2:29.269 B	38.591	37.446	22.726	50.506	14:27.516
7	1	5:07.795	3:30.595	34.404	23.064	39.732	19:35.311
8	1	2:08.629	34.055	33.562	22.098	38.914	21:43.940
9	1	2:08.202	33.650	33.237	22.028	39.287	23:52.142
10	1	2:08.065	33.830	33.191	21.973	39.071	26:00.207
11	1	2:07.570	33.322	33.150	22.063	39.035	28:07.777
12	1	3:07.813 B	46.533	43.630	29.108	1:08.542	31:15.590
13	1	6:38.408	5:01.432	35.234	22.566	39.176	37:53.998
14	1	2:08.930	34.778	33.400	21.845	38.907	40:02.928
15	1	2:08.154	33.632	33.373	22.169	38.980	42:11.082
16	1	2:07.386	33.501	33.153	22.287	38.445	44:18.468
17	1	2:24.660 B	35.322	37.491	25.772	46.075	46:43.128
18	1	11:08.120	9:31.763	34.585	22.783	38.989	57:51.248
19	1	2:08.230	33.977	33.450	21.907	38.896	59:59.478
20	1	2:07.167	33.295	33.177	21.979	38.716	1:02:06.645
21	1	2:17.393 B	33.534	33.626	22.896	47.337	1:04:24.038

81 MONLAU MOTORSPORT — CUPRA LEON VZ
1.Erik ZABALA(Jr) — TCR

Lap	D	Time	Sector 1	Sector 2	Sector 3	Sector 4	Elapsed
1	1	3:09.158 B	1:13.372	38.949	25.345	51.492	3:09.158
2	1	4:02.319	2:25.468	34.045	22.990	39.816	7:11.477
3	1	2:09.019	33.570	33.766	22.340	39.343	9:20.496
4	1	2:09.160	32.949	33.386	23.246	39.579	11:29.656
5	1	2:08.462	32.577	34.336	22.686	38.863	13:38.118
6	1	2:16.717 B	32.909	34.627	22.463	46.718	15:54.835
7	1	4:20.529 B	2:36.091	34.489	22.810	47.139	20:15.364
8	1	4:04.604	2:27.136	35.037	22.650	39.781	24:19.968
9	1	2:13.566	32.630	33.842	28.288	38.806	26:33.534
10	1	2:12.283 B	32.901	33.450	21.811	44.121	28:45.817
11	1	4:18.243	2:41.909	34.429	22.368	39.537	33:04.060
12	1	2:07.197	32.349	33.495	22.608	38.745	35:11.257
13	1	2:06.154	32.211	33.165	22.200	38.578	37:17.411
14	1	2:14.077 B	32.810	33.270	22.100	45.897	39:31.488
15	1	6:37.935	5:01.107	33.769	22.229	40.830	46:09.423
16	1	2:06.287	32.398	33.107	22.297	38.485	48:15.710
17	1	2:07.816	33.193	33.478	22.493	38.652	50:23.526
18	1	2:07.055	32.331	33.340	22.686	38.698	52:30.581
19	1	2:08.839	33.267	34.153	22.272	39.147	54:39.420
20	1	2:17.703	38.783	35.705	23.801	39.414	56:57.123
21	1	2:16.358 B	32.634	33.371	23.653	46.700	59:13.481
22	1	5:28.017 B	3:38.140	34.500	22.591	52.786	1:04:41.498

111 DAGO — Audi R8
1.Pablo YEREGUI — GPX
2.Daniel CARRETERO

Lap	D	Time	Sector 1	Sector 2	Sector 3	Sector 4	Elapsed
1	1	4:52.174 B	2:48.494	41.874	28.013	53.793	4:52.174
2	1	6:07.745 B	4:14.896	37.391	27.233	48.225	10:59.919
3	1	55:43.527 B	...	37.748	25.838	1:08.510	1:06:43.446

117 TEAM CLAIRET SPORT — AUDI RS3 LMS TCR
1.Guillaume SAVOLDELLI(M — TCR

Lap	D	Time	Sector 1	Sector 2	Sector 3	Sector 4	Elapsed
1	1	3:40.571	1:17.960	54.450	32.161	56.000	3:40.571
2	1	2:29.616	43.287	40.126	24.833	41.370	6:10.187
3	1	2:19.474	36.200	37.623	25.907	39.744	8:29.661
4	1	2:22.620 B	36.641	35.184	23.136	47.659	10:52.281
5	1	5:23.236	3:41.513	34.683	23.416	43.624	16:15.517
6	1	2:17.666	40.540	34.432	23.415	39.279	18:33.183
7	1	2:14.187	34.771	35.410	24.131	39.875	20:47.370
8	1	2:14.791	35.462	34.792	25.754	38.783	23:02.161
9	1	2:21.433 B	34.241	34.893	23.675	48.624	25:23.594
10	1	6:47.883	5:04.404	39.346	24.880	39.253	32:11.477
11	1	2:07.229	33.301	33.516	22.129	38.283	34:18.706
12	1	2:08.354	34.441	33.638	22.067	38.208	36:27.060
13	1	2:06.256	32.861	33.171	21.981	38.243	38:33.316
14	1	2:17.702 B	34.120	34.485	23.000	46.097	40:51.018
15	1	4:51.085	3:16.442	33.799	22.293	38.551	45:42.103

133 VELOSO MOTORSPORT — Porsche 992 GT3 Cup
1.Carlos VIEIRA(E) — GT CUP
2.Miguel LOBO

Lap	D	Time	Sector 1	Sector 2	Sector 3	Sector 4	Elapsed
1	1	3:12.070	1:07.692	46.480	27.908	49.990	3:12.070
2	1	2:17.245	36.009	35.113	24.710	41.413	5:29.315
3	1	2:10.339	36.052	34.001	22.300	37.986	7:39.654
4	1	2:06.836	33.666	33.441	22.289	37.440	9:46.490
5	1	2:07.355	33.811	33.926	22.989	36.629	11:53.845

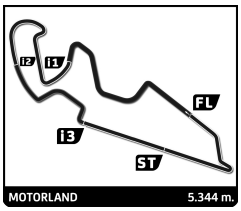

Campeonato de España GT-GT4
ROUND 1 - MOTORLAND
OFFICIAL PREVIOUS TEST GT-TCR

Sector Analysis

Personal Best | Session Best | **B** Crossing the pit lane

Lap	D	Time	Sector 1	Sector 2	Sector 3	Sector 4	Elapsed
6	1	2:04.203	32.888	32.778	21.965	36.572	13:58.048
7	1	2:04.575	33.323	32.402	21.713	37.137	16:02.623
8	1	2:10.167 B	33.090	32.496	21.408	43.173	18:12.790
9	1	3:35.871	2:04.992	32.395	21.587	36.897	21:48.661
10	1	2:03.522	32.627	32.193	21.127	37.575	23:52.183
11	1	2:01.471	31.792	32.050	21.217	36.412	25:53.654
12	1	2:04.066	32.729	32.217	21.066	38.054	27:57.720
13	1	2:07.131	32.184	33.074	21.939	39.934	30:04.851
14	1	2:03.485	32.093	32.368	22.349	36.675	32:08.336
15	1	2:03.216	32.388	32.892	21.436	36.500	34:11.552
16	1	2:01.996	31.486	32.589	21.674	36.247	36:13.548
17	1	2:00.850	31.599	32.023	21.111	36.117	38:14.398
18	1	2:09.116 B	33.067	33.103	21.463	41.483	40:23.514
19	1	3:56.802	2:25.598	33.095	21.748	36.361	44:20.316
20	1	2:00.349	31.602	31.791	20.803	36.153	46:20.665
21	1	2:15.029	32.597	32.500	21.677	48.255	48:35.694
22	1	2:11.716 B	31.645	34.184	22.679	43.208	50:47.410
23	1	4:17.816	2:35.898	36.198	22.754	42.966	55:05.226
24	1	2:17.006	35.064	33.490	22.785	45.667	57:22.232
25	1	1:59.607	31.605	31.507	20.645	35.850	59:21.839
26	1	2:40.311	33.181	42.205	30.976	53.949	1:02:02.150
27	1	2:00.424	31.606	31.343	21.098	36.377	1:04:02.574
28	1	2:31.271 B	33.358	33.244	22.864	1:01.805	1:06:33.845

191 **VELOSO MOTORSPORT** — Porsche 992 GT3 Cup
1.Jean-Roch PIAT(BR) — GT CUP

Lap	D	Time	Sector 1	Sector 2	Sector 3	Sector 4	Elapsed
1	1	2:56.579	56.293	44.261	28.411	47.614	2:56.579
2	1	2:21.508	36.332	38.303	28.115	38.758	5:18.087
3	1	2:10.535	34.905	34.566	23.225	37.839	7:28.622
4	1	2:07.422	33.231	33.663	22.495	38.033	9:36.044
5	1	2:18.056 B	33.567	33.986	24.675	45.828	11:54.100
6	1	3:48.770	2:13.334	33.867	23.277	38.292	15:42.870
7	1	2:10.812	34.407	34.735	23.899	37.771	17:53.682
8	1	2:07.230	33.656	33.663	22.478	37.433	20:00.912
9	1	2:06.548	33.232	33.996	22.376	36.944	22:07.460
10	1	2:07.615	34.239	33.735	22.337	37.304	24:15.075
11	1	2:07.185	33.144	33.985	23.001	37.055	26:22.260
12	1	2:07.299	33.924	33.558	22.408	37.409	28:29.559
13	1	2:06.795	32.809	33.251	22.545	38.190	30:36.354
14	1	2:06.739	33.376	33.853	22.322	37.188	32:43.093
15	1	2:05.178	33.006	33.293	22.011	36.868	34:48.271
16	1	2:04.830	32.367	33.201	22.150	37.112	36:53.101
17	1	2:11.832 B	32.722	34.036	22.004	43.070	39:04.933
18	1	6:12.678	4:34.497	36.007	23.789	38.385	45:17.611
19	1	2:30.862	53.842	37.011	22.643	37.366	47:48.473
20	1	2:08.737	33.564	33.840	22.923	38.410	49:57.210
21	1	2:06.946	33.670	34.159	21.977	37.140	52:04.156
22	1	2:17.715	33.798	33.893	23.937	46.087	54:21.871
23	1	2:10.161	34.385	33.829	24.175	37.772	56:32.032
24	1	2:08.076	33.444	33.560	22.753	38.319	58:40.108
25	1	2:06.144	32.948	33.686	21.875	37.635	1:00:46.252
26	1	2:05.738	32.796	33.777	22.161	37.004	1:02:51.990
27	1	2:33.825 B	34.458	33.060	26.593	59.714	1:05:25.815

237 **ALM MOTORSPORT** — HONDA CIVIC FL5 TCR
1.Sten-Dorian PIIRIMAGI — TCR

Lap	D	Time	Sector 1	Sector 2	Sector 3	Sector 4	Elapsed
1	1	3:00.840	1:15.956	38.158	24.542	42.184	3:00.840
2	1	2:14.619	35.811	35.893	23.822	39.093	5:15.459
3	1	2:21.474 B	35.074	34.040	22.803	49.557	7:36.933
4	1	4:27.919	2:32.979	35.615	35.648	43.677	12:04.852
5	1	2:15.854 B	34.114	33.867	22.463	45.410	14:20.706
6	1	3:19.910	1:39.914	33.942	22.591	43.463	17:40.616
7	1	2:08.963	34.096	33.768	22.218	38.881	19:49.579
8	1	2:13.023	33.839	37.847	22.590	38.747	22:02.602
9	1	2:07.697	33.626	33.367	22.038	38.666	24:10.299
10	1	2:08.414	33.123	33.801	22.049	39.441	26:18.713
11	1	2:13.249 B	33.197	33.555	22.071	44.426	28:31.962
12	1	6:01.953	4:22.675	36.846	23.234	39.198	34:33.915
13	1	2:06.759	33.097	33.290	21.761	38.611	36:40.674
14	1	2:19.191 B	35.935	34.545	22.226	46.485	38:59.865
15	1	13:01.134	...	34.818	22.421	39.213	52:00.999
16	1	2:06.894	33.024	33.461	21.756	38.653	54:07.893
17	1	2:12.520 B	33.316	33.390	21.856	43.958	56:20.413
18	1	3:36.897	2:01.959	34.375	21.961	38.602	59:57.310
19	1	2:06.009	32.602	33.124	21.877	38.406	1:02:03.319
20	1	2:14.846 B	33.296	33.917	21.732	45.901	1:04:18.165

246 **MONLAU MOTORSPORT** — CUPRA LEON VZ
1.Jenson BRICKLEY(Jr) — TCR

Lap	D	Time	Sector 1	Sector 2	Sector 3	Sector 4	Elapsed
1	1	23:05.668	...	35.092	22.280	39.077	23:05.668
2	1	2:08.528	33.365	33.739	22.670	38.754	25:14.196
3	1	2:08.621	33.457	34.125	22.070	38.969	27:22.817
4	1	2:07.341	32.985	33.563	22.378	38.415	29:30.158
5	1	2:06.583	32.624	33.228	22.128	38.603	31:36.741
6	1	2:20.062 B	34.059	34.904	24.966	46.133	33:56.803
7	1	5:37.221	3:55.124	35.911	22.333	43.853	39:34.024
8	1	2:05.642	32.357	33.038	21.851	38.396	41:39.666
9	1	2:05.698	32.400	33.152	21.856	38.290	43:45.364
10	1	2:19.417 B	32.839	34.878	25.422	46.278	46:04.781
11	1	7:44.896	6:09.920	33.876	22.574	38.526	53:49.677
12	1	2:07.390	32.716	34.288	22.000	38.386	55:57.067
13	1	2:06.740	32.798	33.379	21.947	38.616	58:03.807
14	1	2:06.460	32.570	33.376	21.903	38.611	1:00:10.267
15	1	2:06.622	32.516	33.433	22.056	38.617	1:02:16.889
16	1	2:17.623 B	33.118	33.244	22.101	49.160	1:04:34.512

333 **AUTO CLUB RC2 VALLES** — HONDA CIVIC FL5 TCR
1.Santiago CONCEPCION(J — TCR

Lap	D	Time	Sector 1	Sector 2	Sector 3	Sector 4	Elapsed
1	1	2:58.665 B	1:01.814	41.476	25.997	49.378	2:58.665
2	1	4:45.218	3:07.741	34.665	23.257	39.555	7:43.883
3	1	2:09.772	34.618	33.697	22.076	39.381	9:53.655
4	1	2:07.700	33.067	33.422	21.972	39.239	12:01.355
5	1	2:08.056	33.827	33.599	21.761	38.869	14:09.411
6	1	2:07.436	33.142	33.545	21.858	38.891	16:16.847
7	1	2:09.470	35.059	33.567	22.247	38.597	18:26.317
8	1	2:10.849 B	32.724	33.085	21.705	43.335	20:37.166
9	1	5:07.412	3:23.979	38.686	24.994	39.753	25:44.578
10	1	2:06.799	32.936	33.046	22.027	38.790	27:51.377
11	1	2:06.606	33.047	33.388	21.708	38.463	29:57.983
12	1	2:06.552	32.665	33.232	21.881	38.774	32:04.535
13	1	2:11.903 B	32.682	33.435	22.181	43.605	34:16.438
14	1	6:59.483	5:22.530	34.104	21.869	40.980	41:15.921
15	1	2:06.426	33.246	33.007	21.753	38.420	43:22.347
16	1	2:05.893	32.701	33.036	21.726	38.430	45:28.240

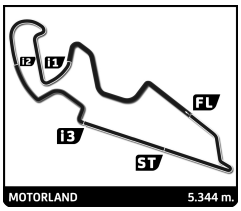

Campeonato de España GT-GT4
ROUND 1 - MOTORLAND
OFFICIAL PREVIOUS TEST GT-TCR

Sector Analysis

Personal Best | Session Best | **B** Crossing the pit lane

Lap	D	Time	Sector 1	Sector 2	Sector 3	Sector 4	Elapsed
17	1	2:06.382	32.702	33.080	21.739	38.861	47:34.622
18	1	2:05.669	32.363	33.081	21.843	38.382	49:40.291
19	1	2:12.852 **B**	33.429	34.442	21.772	43.209	51:53.143
20	1	5:46.113	3:54.491	44.036	25.116	42.470	57:39.256
21	1	2:11.137	33.172	34.783	23.090	40.092	59:50.393
22	1	2:06.643	32.655	33.243	21.842	38.903	1:01:57.036
23	1	2:08.639	33.476	33.262	21.992	39.909	1:04:05.675
24	1	3:23.438 **B**	52.486	51.606	33.195	1:06.151	1:07:29.113

777 **TPR MOTORSPORT** — HONDA CIVIC FL5 TCR
1.Mike HALDER — TCR

Lap	D	Time	Sector 1	Sector 2	Sector 3	Sector 4	Elapsed
1	1	4:51.079	3:02.246	39.350	24.842	44.641	4:51.079
2	1	2:13.183	36.541	34.787	22.753	39.102	7:04.262
3	1	2:07.720	33.686	33.405	22.037	38.592	9:11.982
4	1	2:06.499	32.929	33.325	21.737	38.508	11:18.481
5	1	2:14.048 **B**	32.878	33.314	21.526	46.330	13:32.529
6	1	5:40.797	4:06.240	33.860	22.006	38.691	19:13.326
7	1	2:06.265	32.726	33.183	21.627	38.729	21:19.591
8	1	2:14.669 **B**	32.691	33.766	22.105	46.107	23:34.260
9	1	4:26.553	2:38.965	35.570	26.197	45.821	28:00.813
10	1	2:05.528	32.463	32.991	21.958	38.116	30:06.341
11	1	2:15.790	32.494	36.078	22.667	44.551	32:22.131
12	1	2:05.000	32.366	32.864	21.608	38.162	34:27.131
13	1	2:22.157 **B**	35.113	34.868	23.527	48.649	36:49.288
14	1	10:49.636	9:07.062	37.845	25.374	39.355	47:38.924
15	1	2:06.343	33.290	33.104	21.663	38.286	49:45.267
16	1	2:05.288	32.111	33.095	21.460	38.622	51:50.555
17	1	2:23.592 **B**	35.910	35.454	23.212	49.016	54:14.147
18	1	3:45.822 **B**	1:54.858	36.073	24.411	50.480	57:59.969

911 **LMR MOTORSPORT** — Porsche 992 GT3 Cup
1.Leandro MARTINS — GT CUP
2.Dieter SVEPES(E)

Lap	D	Time	Sector 1	Sector 2	Sector 3	Sector 4	Elapsed
1	1	6:41.525	4:44.093	43.214	27.471	46.747	6:41.525
2	1	2:15.857	38.375	35.153	24.190	38.139	8:57.382
3	1	2:41.356	33.242	32.826	52.270	43.018	11:38.738
4	1	2:04.741	33.044	33.266	21.701	36.730	13:43.479
5	1	2:03.725	32.663	32.337	21.515	37.210	15:47.204
6	1	2:03.019	32.794	32.311	21.628	36.286	17:50.223
7	1	2:01.354	31.673	31.761	21.353	36.567	19:51.577
8	1	2:13.651 **B**	32.362	33.327	23.952	44.010	22:05.228
9	1	8:11.617	6:19.590	39.847	26.508	45.672	30:16.845
10	1	2:17.250	36.780	36.399	23.917	40.154	32:34.095
11	1	2:00.583	31.469	31.642	21.349	36.123	34:34.678
12	1	2:15.617	35.675	34.311	22.108	43.523	36:50.295
13	1	1:59.639	31.273	31.640	21.001	35.725	38:49.934
14	1	2:18.364 **B**	31.757	34.729	24.060	47.818	41:08.298
15	1	3:49.463	2:12.650	35.025	23.718	38.070	44:57.761
16	1	2:09.262	31.591	32.808	21.828	43.035	47:07.023
17	1	2:07.773	33.093	33.101	21.313	40.266	49:14.796
18	1	2:00.655	31.368	31.825	21.282	36.180	51:15.451
19	1	2:00.366	31.277	31.794	21.436	35.859	53:15.817
20	1	2:08.579 **B**	31.197	31.440	23.308	42.634	55:24.396

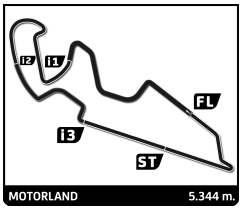

Campeonato de España GT-GT4

ROUND 1 - MOTORLAND

OFFICIAL PREVIOUS TEST GT-TCR

Classification

Hour	Flag	Message
10:50:56		CAR #19 (TCR) , #42, #44 & #246 - NO TRANSPONDER SIGNAL
10:59:05		CAR #36, #42, #44 & #246 - NO TRANSPONDER SIGNAL
11:00:29		CAR #36, #42, #44 & #246 - NO TRANSPONDER SIGNAL - LIGIER CAR - NO NUMBER NO TRANSPONDER
11:03:56		CAR #36, #42 & #44 - NO TRANSPONDER SIGNAL - LIGIER CAR - NO NUMBER NO TRANSPONDER
11:04:41		CAR #36 & #44 - NO TRANSPONDER SIGNAL - LIGIER CAR - NO NUMBER NO TRANSPONDER
11:13:01		CAR #30 (LIGIER), #36 & #44 - NO TRANSPONDER SIGNAL - LIGIER CAR - NO NUMBER NO TRANSPONDER
11:15:11		CAR #30 (LIGIER), #36 & #44 - NO TRANSPONDER SIGNAL
11:44:22	RF	RED FLAG
11:47:39		SESSION WILL NOT RESUME

Published at: .....

Race Director:	Timekeeper:
Maxi GUERRERO	Alberto ESTÉBANEZ

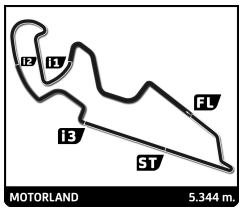

ROUND 1 - MOTORLAND

Campeonato de España GT-GT4
OFFICIAL PREVIOUS TEST GT-TCR

Weather Report

Air Temperature

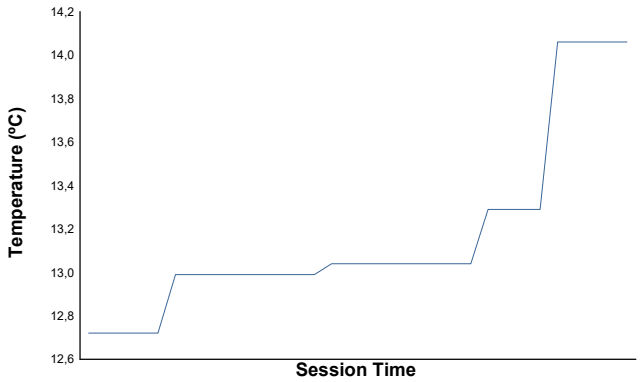

Track Temperature

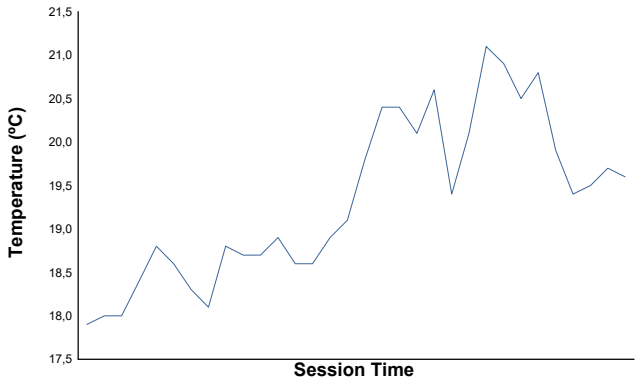

Humidity

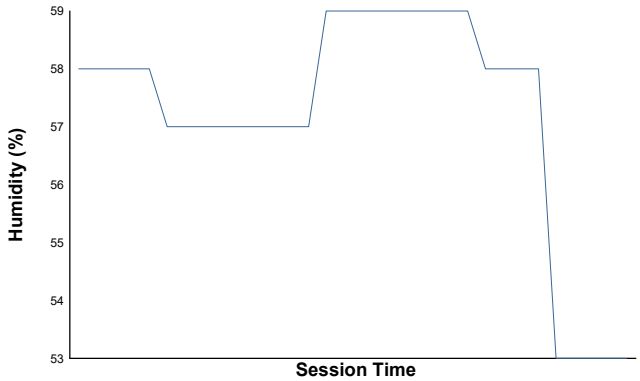

Pressure

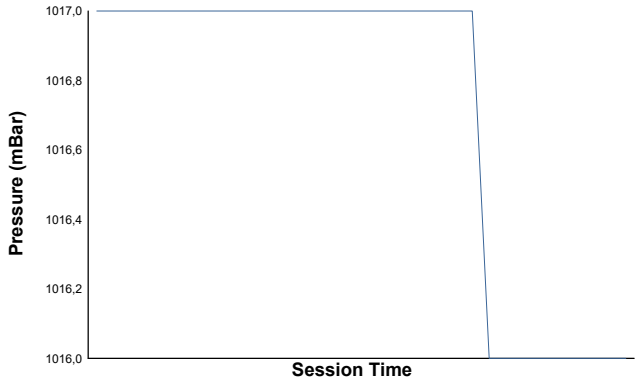

Wind Speed

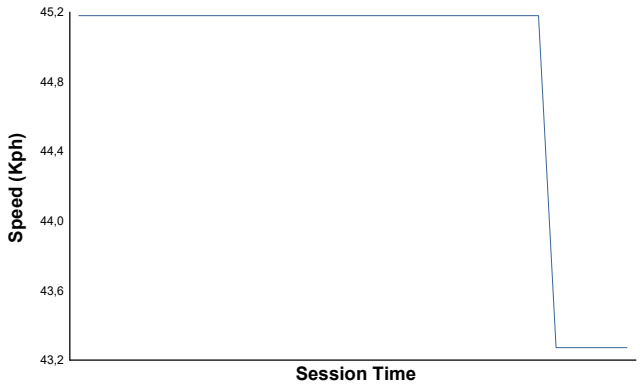

Wind Direction

North=0º/360º East=90º South=180º West=270º

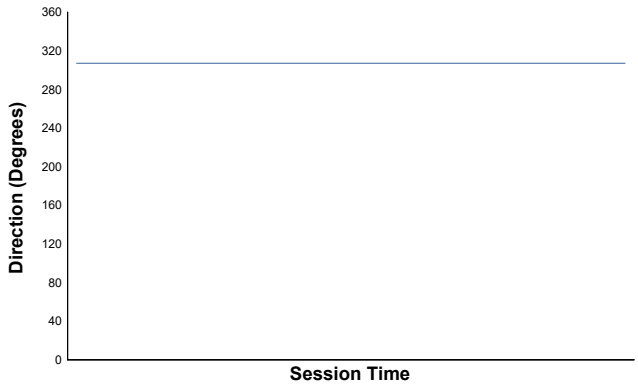

Track Status: **DRY**

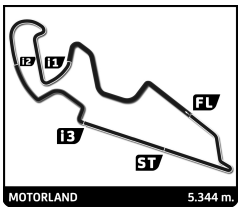

Campeonato de España GT-GT4

ROUND 1 - MOTORLAND

FREE PRACTICE

Classification

	No	Drivers	Team	Car	Cl.	Time	Lap	Total	Gap		Kph
1	22	A. BARAMBIO / B. GARCIA(E)	GT CORSE	Porsche 992 GT3 Cup	GT CUP	**1:58.107**	19	19	-	-	162.9
2	133	C. VIEIRA(E) / M. LOBO	VELOSO MOTORSPORT	Porsche 992 GT3 Cup	GT CUP	**1:58.727**	11	20	+0.620	+0.620	162.0
3	111	P. YEREGUI / D. CARRETERO	DAGO	Audi R8	GPX	**1:58.881**	17	17	+0.774	+0.154	161.8
4	13	J. VINYES(E) / J. FONT(E)	BAPORO	Porsche 992 GT3 Cup	GT CUP	**1:59.035**	12	19	+0.928	+0.154	161.6
5	47	P. BRAS / P. BAY(E)	ROAD TO LEMANS	Porsche 992 GT3 Cup	GT CUP	**1:59.351**	4	14	+1.244	+0.316	161.2
6	911	L. MARTINS / D. SVEPES(E)	LMR MOTORSPORT	Porsche 992 GT3 Cup	GT CUP	**1:59.831**	11	18	+1.724	+0.480	160.5
7	19	M. CAÑIZARES(BR) / S. VILLADARY(BR)	GT CORSE	Porsche 992 GT3 Cup	GT CUP	**2:01.689**	7	11	+3.582	+1.858	158.1
8	15	A. GOROSTIZA(JF/BR) / S. HEBRARD(BR)	GT CORSE	Porsche 992 GT3 Cup	GT CUP	**2:02.614**	10	20	+4.507	+0.925	156.9
9	191	J. PIAT(BR/JF)	VELOSO MOTORSPORT	Porsche 992 GT3 Cup	GT CUP	**2:05.697**	12	20	+7.590	+3.083	153.1
10	24	M. BERTOLIN(E)	GT CORSE	BMW M4 GT4 EVO	GT4	**2:07.900**	18	18	+9.793	+2.203	150.4
11	30	M. VARELA(BR) / H. VARELA(BR)	CHEFO SPORT	Ligier Js2r	GPR	**2:11.670**	11	15	+13.563	+3.770	146.1
12	26	V. DASI(JF/BR) / J. PARERA(JF/BR)	PCR SPORT	Mercedes AMG GT4	GT4	**2:11.911**	16	19	+13.804	+0.241	145.8
13	36	C. ALVAREZ(JF/BR) / J. SANTOS(BR)	UCAV RACING	Howe Mustang TA2	GPR						

Fastest Lap:	Lap 19	Alejandro BARAMBIO	**1:58.107**	162.9 Kph

COCHE #36 - NO TRANSPONDER

Published at: XX:XX

Track Status: **DRY**

Race Director:	**Timekeeper:**
Maxi GUERRERO	Alberto ESTÉBANEZ

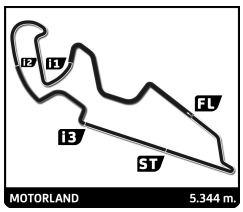

Campeonato de España GT-GT4

ROUND 1 - MOTORLAND

FREE PRACTICE

Best Sector Times

	Sector 1			Sector 2			Sector 3			Sector 4							
	No	Driver	Time	No	Driver	Time	No	Driver	Time	No	Driver	Time		No	Ideal Lap	Best Lap	
1	133	C.VIEIRA(E)	30.743	22	A.BARAMBIO	30.969	22	A.BARAMBIO	20.475	111	P.YEREGUI	35.126	1	22	1:57.856	1:58.107	(1)
2	22	A.BARAMBIO	30.827	133	C.VIEIRA(E)	31.326	133	C.VIEIRA(E)	20.564	22	A.BARAMBIO	35.585	2	133	1:58.262	1:58.727	(2)
3	13	J.VINYES(E)	30.914	13	J.VINYES(E)	31.384	47	P.BRAS	20.634	133	C.VIEIRA(E)	35.629	3	111	1:58.756	1:58.881	(3)
4	111	P.YEREGUI	31.143	47	P.BRAS	31.404	13	J.VINYES(E)	20.689	47	P.BRAS	35.816	4	13	1:58.988	1:59.035	(4)
5	911	L.MARTINS	31.269	111	P.YEREGUI	31.521	111	P.YEREGUI	20.966	911	L.MARTINS	35.884	5	47	1:59.348	1:59.351	(5)
6	47	P.BRAS	31.494	911	L.MARTINS	31.557	911	L.MARTINS	21.022	13	J.VINYES(E)	36.001	6	911	1:59.732	1:59.831	(6)
7	19	M.CAÑIZARES(BR)	31.865	19	M.CAÑIZARES(BR)	32.047	19	M.CAÑIZARES(BR)	21.084	19	M.CAÑIZARES(BR)	36.486	7	19	2:01.482	2:01.689	(7)
8	15	A.GOROSTIZA(JF/BR)	32.037	15	A.GOROSTIZA(JF/BR)	32.257	15	A.GOROSTIZA(JF/BR)	21.450	15	A.GOROSTIZA(JF/BR)	36.588	8	15	2:02.332	2:02.614	(8)
9	191	J.PIAT(BR/JF)	32.624	191	J.PIAT(BR/JF)	32.860	24	M.BERTOLIN(E)	21.725	191	J.PIAT(BR/JF)	36.722	9	191	2:04.193	2:05.697	(9)
10	24	M.BERTOLIN(E)	33.477	24	M.BERTOLIN(E)	33.641	191	J.PIAT(BR/JF)	21.987	24	M.BERTOLIN(E)	38.969	10	24	2:07.812	2:07.900	(10)
11	30	M.VARELA(BR)	34.425	30	M.VARELA(BR)	34.450	26	V.DASI(JF/BR)	22.562	26	V.DASI(JF/BR)	39.270	11	26	2:10.917	2:11.911	(12)
12	26	V.DASI(JF/BR)	34.508	26	V.DASI(JF/BR)	34.577	30	M.VARELA(BR)	22.679	30	M.VARELA(BR)	39.823	12	30	2:11.377	2:11.670	(11)

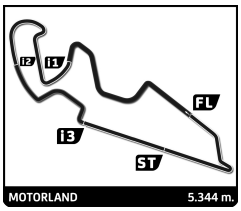

Campeonato de España GT-GT4

ROUND 1 - MOTORLAND

FREE PRACTICE

Best Top Speed

	Team	Car	Class	Top Speed	Top 1 Kph	Top 1 Lap	Top 2 Kph	Top 2 Lap	Top 3 Kph	Top 3 Lap	Top 4 Kph	Top 4 Lap	Top 5 Kph	Top 5 Lap	Avg
111	DAGO	Audi R8	GPX	**P. YEREGUI**	**269.3**	17	269.3	5	268.7	4	268.0	16	268.0	3	268,7
22	GT CORSE	Porsche 992 GT3 Cup	GT CUP	**A. BARAMBIO**	**259.6**	19	259.0	16	258.4	15	258.4	14	257.1	18	258,5
13	BAPORO	Porsche 992 GT3 Cup	GT CUP	**J. VINYES(E)**	**259.0**	16	258.4	19	258.4	12	258.4	11	257.1	18	258,3
15	GT CORSE	Porsche 992 GT3 Cup	GT CUP	**A. GOROSTIZA(JF/BR)**	**258.4**	17	258.4	16	257.1	5	257.1	8	257.1	11	257,6
47	ROAD TO LEMANS	Porsche 992 GT3 Cup	GT CUP	**P. BRAS**	**257.8**	14	256.5	4	255.3	8	254.7	11	254.7	3	255,8
133	VELOSO MOTORSPORT	Porsche 992 GT3 Cup	GT CUP	**C. VIEIRA(E)**	**257.8**	20	256.5	5	255.9	17	255.9	11	255.9	7	256,4
19	GT CORSE	Porsche 992 GT3 Cup	GT CUP	**M. CAÑIZARES(BR)**	**256.5**	8	255.9	6	255.3	5	254.7	7	254.1	11	255,3
911	LMR MOTORSPORT	Porsche 992 GT3 Cup	GT CUP	**L. MARTINS**	**256.5**	15	256.5	14	256.5	7	255.9	17	255.9	11	256,3
191	VELOSO MOTORSPORT	Porsche 992 GT3 Cup	GT CUP	**J. PIAT(BR/JF**	**255.9**	17	255.9	16	255.3	7	254.7	19	254.7	8	255,3
26	PCR SPORT	Mercedes AMG GT4	GT4	**V. DASI(JF/BR)**	**237.9**	14	236.3	18	235.8	15	235.8	5	235.3	16	236,2
24	GT CORSE	BMW M4 GT4 EVO	GT4	**M. BERTOLIN(E)**	**236.3**	18	235.3	15	235.3	14	234.8	13	234.8	4	235,3
30	CHEFO SPORT	Ligier Js2r	GPR	**M. VARELA(BR)**	**230.8**	15	230.8	4	229.3	14	229.3	11	229.3	8	229,9
36	UCAV RACING	Howe Mustang TA2	GPR												

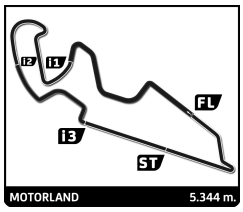

Campeonato de España GT-GT4

ROUND 1 - MOTORLAND

FREE PRACTICE

Fastest Lap Sequence

Elapsed	No	Team	Car	Class	Driver	Time	Kph	Lap
4:43.435	13	BAPORO	Porsche 992 GT3 Cup	GT CUP	Joan VINYES(E)	2:04.711	154.3	2
6:46.353	13	BAPORO	Porsche 992 GT3 Cup	GT CUP	Joan VINYES(E)	2:02.918	156.5	3
6:56.487	111	DAGO	Audi R8	GPX	Pablo YEREGUI	2:00.919	159.1	3
8:56.952	111	DAGO	Audi R8	GPX	Pablo YEREGUI	2:00.465	159.7	4
11:28.862	133	VELOSO MOTORSPORT	Porsche 992 GT3 Cup	GT CUP	Carlos VIEIRA(E)	1:59.683	160.7	5
13:55.047	47	ROAD TO LEMANS	Porsche 992 GT3 Cup	GT CUP	Pablo V. BRAS	1:59.351	161.2	4
25:13.220	133	VELOSO MOTORSPORT	Porsche 992 GT3 Cup	GT CUP	Carlos VIEIRA(E)	1:58.727	162.0	11
41:18.493	22	GT CORSE	Porsche 992 GT3 Cup	GT CUP	Alejandro BARAMBIO	1:58.724	162.0	16
50:17.746	22	GT CORSE	Porsche 992 GT3 Cup	GT CUP	Alejandro BARAMBIO	1:58.107	162.9	19

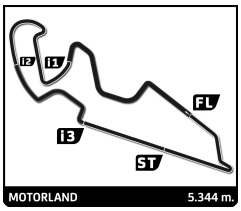

Campeonato de España GT-GT4
ROUND 1 - MOTORLAND
FREE PRACTICE

Sector Analysis

Personal Best | Session Best | **B** Crossing the pit lane

13 — BAPORO — Porsche 992 GT3 Cup — GT CUP
1.Joan VINYES(E)
2.Jaume Font FONT(E)

Lap	D	Time	Sector 1	Sector 2	Sector 3	Sector 4	Elapsed
1	1	2:38.724	55.347	38.424	26.158	38.795	2:38.724
2	1	2:04.711	33.822	32.622	21.474	36.793	4:43.435
3	1	2:02.918	31.898	33.143	21.201	36.676	6:46.353
4	1	2:01.685	31.979	31.862	21.174	36.670	8:48.038
5	1	2:01.732	31.962	31.909	21.372	36.489	10:49.770
6	1	2:00.975	31.848	32.007	20.793	36.327	12:50.745
7	1	2:01.411	31.770	31.919	21.109	36.613	14:52.156
8	1	2:18.546 **B**	33.390	35.631	24.144	45.381	17:10.702
9	1	5:18.566	3:35.350	39.320	23.658	40.238	22:29.268
10	1	2:05.052	33.613	32.964	21.666	36.809	24:34.320
11	1	1:59.828	31.502	31.526	20.799	36.001	26:34.148
12	1	1:59.035	30.914	31.384	20.689	36.048	28:33.183
13	1	2:31.596 **B**	31.363	34.775	26.086	59.372	31:04.779
14	1	6:48.008	5:02.441	35.353	23.143	47.071	37:52.787
15	1	2:06.567	31.658	32.061	20.849	41.999	39:59.354
16	1	2:00.983	32.082	31.617	21.070	36.214	42:00.337
17	1	2:20.547 **B**	31.054	34.384	23.265	51.844	44:20.884
18	1	4:09.347	2:37.996	33.337	21.902	36.112	48:30.231
19	1	2:01.222	31.935	32.069	21.018	36.200	50:31.453

15 — GT CORSE — Porsche 992 GT3 Cup — GT CUP
1.Asier GOROSTIZA(JF/BR)
2.Sacha HEBRARD(BR)

Lap	D	Time	Sector 1	Sector 2	Sector 3	Sector 4	Elapsed
1	1	3:01.788	57.880	44.518	28.329	51.061	3:01.788
2	1	2:20.999	39.891	36.641	24.623	39.844	5:22.787
3	1	2:11.346	35.344	34.249	23.020	38.733	7:34.133
4	1	2:06.020	32.927	33.099	21.821	38.173	9:40.153
5	1	2:03.766	32.668	32.589	21.508	37.001	11:43.919
6	1	2:03.600	32.341	32.685	21.799	36.775	13:47.519
7	1	2:04.283	33.278	32.378	21.530	37.097	15:51.802
8	1	2:03.926	33.288	32.436	21.614	36.588	17:55.728
9	1	2:03.232	32.526	32.257	21.459	36.990	19:58.960
10	1	2:02.614	32.037	32.474	21.460	36.643	22:01.574
11	1	2:08.921 **B**	32.427	32.347	21.450	42.697	24:10.495
12	1	4:37.254	3:03.172	33.742	21.710	38.630	28:47.749
13	1	2:09.035	32.185	33.027	22.478	41.345	30:56.784
14	1	2:41.002 **B**	38.584	39.830	27.188	55.400	33:37.786
15	1	3:52.991	2:17.945	35.440	21.766	37.840	37:30.777
16	1	2:04.093	32.258	33.296	21.545	36.994	39:34.870
17	1	2:04.229	32.356	33.225	21.792	36.856	41:39.099
18	1	2:23.099 **B**	37.031	33.561	24.882	47.625	44:02.198
19	1	4:55.311	3:13.950	35.178	25.738	40.445	48:57.509
20	1	2:12.118 **B**	32.225	33.066	21.814	45.013	51:09.627

19 — GT CORSE — Porsche 992 GT3 Cup — GT CUP
1.Manuel CAÑIZARES(BR)
2.Sebastián VILLADARY(BF

Lap	D	Time	Sector 1	Sector 2	Sector 3	Sector 4	Elapsed
1	1	2:49.169	56.726	42.205	26.432	43.806	2:49.169
2	1	2:18.035	38.436	35.193	24.094	40.312	5:07.204
3	1	2:13.516	34.925	34.398	22.708	41.485	7:20.720
4	1	2:16.142	41.541	34.508	22.635	37.458	9:36.862
5	1	2:03.681	32.887	32.663	21.560	36.571	11:40.543
6	1	2:02.236	32.026	32.337	21.387	36.486	13:42.779
7	1	2:01.689	31.955	32.047	21.084	36.603	15:44.468
8	1	2:08.927 **B**	31.865	32.273	21.138	43.651	17:53.395
9	1	4:48.670	3:03.735	39.032	26.554	39.349	22:42.065
10	1	2:13.820	36.692	35.629	23.275	38.224	24:55.885
11	1	2:09.857	34.169	34.789	23.054	37.845	27:05.742

22 — GT CORSE — Porsche 992 GT3 Cup — GT CUP
1.Alejandro BARAMBIO
2.Borja GARCIA(E)

Lap	D	Time	Sector 1	Sector 2	Sector 3	Sector 4	Elapsed
1	1	2:39.954	53.728	39.643	26.027	40.556	2:39.954
2	1	2:07.670	35.005	33.505	22.404	36.756	4:47.624
3	1	2:03.955	32.524	32.701	22.457	36.273	6:51.579
4	1	2:01.164	31.931	31.866	21.327	36.040	8:52.743
5	1	2:00.666	31.682	31.692	21.031	36.261	10:53.409
6	1	2:06.719 **B**	31.730	31.968	21.205	41.816	13:00.128
7	1	5:30.406	3:32.997	47.117	28.766	41.526	18:30.534
8	1	2:04.310	33.899	32.611	21.649	36.151	20:34.844
9	1	2:00.439	31.633	31.568	21.085	36.153	22:35.283
10	1	2:00.878	31.379	32.342	21.281	35.876	24:36.161
11	1	1:59.849	31.330	31.436	21.368	35.715	26:36.010
12	1	1:58.770	31.105	31.201	20.763	35.701	28:34.780
13	1	2:22.655 **B**	31.962	36.608	24.353	49.732	30:57.435
14	1	6:23.509	4:51.218	34.504	21.917	35.870	37:20.944
15	1	1:58.825	31.297	31.170	20.670	35.688	39:19.769
16	1	1:58.724	31.379	31.285	20.475	35.585	41:18.493
17	1	2:13.068 **B**	30.827	31.313	20.410	50.518	43:31.561
18	1	4:48.078	3:18.277	32.754	21.332	35.715	48:19.639
19	1	1:58.107	30.927	30.969	20.508	35.703	50:17.746

24 — GT CORSE — BMW M4 GT4 EVO — GT4
1.Manuel BERTOLIN(E)

Lap	D	Time	Sector 1	Sector 2	Sector 3	Sector 4	Elapsed
1	1	3:00.390	52.799	48.852	27.542	51.197	3:00.390
2	1	2:31.678	45.101	38.683	23.241	44.653	5:32.068
3	1	2:12.477	35.580	34.695	22.295	39.907	7:44.545
4	1	2:20.862 **B**	34.818	35.697	22.763	47.584	10:05.407
5	1	5:39.093	3:50.339	42.181	25.615	40.958	15:44.500
6	1	2:11.060	34.819	34.439	22.233	39.569	17:55.560
7	1	2:08.866	33.720	33.747	21.944	39.455	20:04.426
8	1	2:08.460	33.740	33.795	21.798	39.127	22:12.886
9	1	2:16.504 **B**	35.242	34.240	22.067	44.955	24:29.390
10	1	4:08.650	2:23.730	36.714	23.335	44.871	28:38.040
11	1	2:24.592	37.394	36.624	26.502	44.072	31:02.632
12	1	3:00.333 **B**	42.575	47.511	29.907	1:00.340	34:02.965
13	1	3:23.145	1:46.926	34.666	22.243	39.310	37:26.110
14	1	2:08.464	33.511	34.089	21.757	39.107	39:34.574
15	1	2:08.765	33.695	33.826	21.880	39.364	41:43.339
16	1	2:33.892 **B**	33.477	34.980	27.368	58.067	44:17.231
17	1	4:46.788	3:01.814	37.999	23.208	43.767	49:04.019
18	1	2:07.900	33.565	33.641	21.725	38.969	51:11.919

26 — PCR SPORT — Mercedes AMG GT4 — GT4
1.Vicente DASI(JF/BR)
2.Josep PARERA(JF/BR)

Lap	D	Time	Sector 1	Sector 2	Sector 3	Sector 4	Elapsed
1	1	3:02.283	59.817	43.156	30.435	48.875	3:02.283
2	1	2:23.597	41.641	37.318	24.231	40.407	5:25.880
3	1	2:16.485	36.725	35.591	24.360	39.809	7:42.365
4	1	2:14.607	35.955	35.543	23.370	39.739	9:56.972
5	1	2:14.909	35.379	36.123	23.578	39.829	12:11.881
6	1	2:15.676	36.280	36.309	23.817	39.270	14:27.557
7	1	2:13.691	35.538	35.502	23.101	39.550	16:41.248
8	1	2:46.431 **B**	43.576	41.603	29.034	52.218	19:27.679
9	1	5:21.972	3:41.290	36.744	23.763	40.175	24:49.651

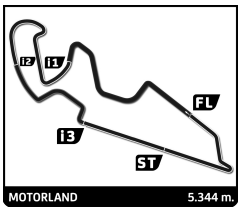

Campeonato de España GT-GT4
ROUND 1 - MOTORLAND
FREE PRACTICE

Sector Analysis

Personal Best | Session Best | **B** Crossing the pit lane

30 — CHEFO SPORT — Ligier Js2r GPR
1.Máximo VARELA(BR)
2.Henrique VARELA(BR)

Lap	D	Time	Sector 1	Sector 2	Sector 3	Sector 4	Elapsed
10	1	2:13.803	36.026	35.382	22.937	39.458	27:03.454
11	1	2:12.542	34.888	34.666	22.745	40.243	29:15.996
12	1	2:15.053	35.229	34.668	24.205	40.951	31:31.049
13	1	2:47.817 **B**	43.089	39.492	27.463	57.773	34:18.866
14	1	3:19.377	1:38.467	35.986	25.250	39.674	37:38.243
15	1	2:12.141	34.568	34.921	22.697	39.955	39:50.384
16	1	2:11.911	34.508	34.577	22.562	40.264	42:02.295
17	1	3:01.185 **B**	1:05.812	40.089	25.070	50.214	45:03.480
18	1	3:44.631	2:06.544	35.663	23.003	39.421	48:48.111
19	1	2:38.492 **B**	37.235	40.211	23.368	57.678	51:26.603

47 — ROAD TO LEMANS — Porsche 992 GT3 Cup GT CUP
1.Pablo V. BRAS
2.Patrick L. BAY(E)

Lap	D	Time	Sector 1	Sector 2	Sector 3	Sector 4	Elapsed
1	1	6:35.151	4:51.863	37.761	24.422	41.105	6:35.151
2	1	2:09.734 **B**	33.048	32.334	21.055	43.297	8:44.885
3	1	3:10.811	1:40.199	32.882	21.065	36.665	11:55.696
4	1	1:59.351	31.497	31.404	20.634	35.816	13:55.047
5	1	2:26.558 **B**	34.766	39.115	25.607	47.070	16:21.605
6	1	7:57.298	6:19.188	35.991	23.818	38.301	24:18.903
7	1	2:02.706	32.480	31.875	21.275	37.076	26:21.609
8	1	2:01.347	31.843	32.043	21.253	36.208	28:22.956
9	1	2:02.182	32.138	32.019	21.368	36.657	30:25.138
10	1	2:36.769 **B**	35.138	36.545	29.141	55.945	33:01.907
11	1	8:10.026	6:38.746	33.270	21.579	36.431	41:11.933
12	1	2:12.808 **B**	31.900	32.290	20.955	47.663	43:24.741
13	1	5:24.270	3:52.057	34.429	21.198	36.586	48:49.011
14	1	2:01.035	31.494	32.274	21.173	36.094	50:50.046

111 — DAGO — Audi R8 GPX
1.Pablo YEREGUI
2.Daniel CARRETERO

Lap	D	Time	Sector 1	Sector 2	Sector 3	Sector 4	Elapsed
1	1	2:49.916	1:08.080	36.968	27.001	37.867	2:49.916
2	1	2:05.652	34.490	33.186	21.850	36.126	4:55.568
3	1	2:00.919	31.981	31.902	21.458	35.578	6:56.487
4	1	2:00.465	31.582	31.621	20.994	36.268	8:56.952
5	1	2:08.309 **B**	31.470	31.521	21.043	44.275	11:05.261
6	1	4:57.921	3:17.835	36.252	25.099	38.735	16:03.182
7	1	2:13.040	35.705	35.581	23.720	38.034	18:16.222
8	1	2:21.977 **B**	35.672	37.378	23.902	45.025	20:38.199
9	1	6:04.636	4:22.717	36.624	25.089	40.206	26:42.835
10	1	2:11.726	35.771	34.798	23.510	37.647	28:54.561
11	1	2:09.237	34.816	34.155	23.297	36.969	31:03.798
12	1	2:39.938 **B**	35.023	38.090	27.378	59.447	33:43.736
13	1	5:35.321	3:58.535	35.756	23.298	37.732	39:19.057
14	1	2:11.492	36.282	34.345	23.408	37.457	41:30.549
15	1	2:24.339 **B**	34.680	34.204	25.070	50.385	43:54.888
16	1	5:13.118	3:39.791	32.267	21.244	39.816	49:08.006
17	1	1:58.881	31.143	31.646	20.966	35.126	51:06.887

133 — VELOSO MOTORSPORT — Porsche 992 GT3 Cup GT CUP
1.Carlos VIEIRA(E)
2.Miguel LOBO

Lap	D	Time	Sector 1	Sector 2	Sector 3	Sector 4	Elapsed
1	1	2:55.072	1:03.995	39.184	26.451	45.442	2:55.072
2	1	2:19.242	37.827	36.035	24.905	40.475	5:14.314
3	1	2:13.700	37.141	33.793	23.189	39.577	7:28.014
4	1	2:01.165	31.856	31.734	21.191	36.384	9:29.179
5	1	1:59.683	31.604	31.644	20.575	35.860	11:28.862
6	1	2:00.005	31.299	31.671	20.703	36.332	13:28.867
7	1	1:59.565	31.354	31.676	20.564	35.971	15:28.432
8	1	2:08.601 **B**	31.765	32.462	21.802	42.572	17:37.033
9	1	3:35.948	1:54.956	34.370	22.162	44.460	21:12.981
10	1	2:01.512	32.200	32.036	20.836	36.440	23:14.493
11	1	1:58.727	31.115	31.326	20.657	35.629	25:13.220
12	1	2:01.260	30.743	31.351	21.163	38.003	27:14.480
13	1	2:06.318 **B**	30.889	31.552	22.716	41.161	29:20.798
14	1	4:39.226 **B**	2:23.430	47.136	30.306	58.354	34:00.024
15	1	3:56.034	2:18.197	35.996	23.512	38.329	37:56.058
16	1	2:13.343	34.572	33.746	21.918	43.107	40:09.401
17	1	2:03.633	32.781	32.700	21.686	36.466	42:13.034
18	1	2:37.829 **B**	34.170	40.682	28.127	54.850	44:50.863
19	1	3:38.630	2:05.819	34.319	22.011	36.481	48:29.493
20	1	2:03.450	31.809	32.674	22.569	36.398	50:32.943

191 — VELOSO MOTORSPORT — Porsche 992 GT3 Cup GT CUP
1.Jean-Roch PIAT(BR/JF)

Lap	D	Time	Sector 1	Sector 2	Sector 3	Sector 4	Elapsed
1	1	3:15.373	1:06.533	45.980	31.470	51.390	3:15.373
2	1	2:37.883	43.628	43.169	27.928	43.158	5:53.256
3	1	2:21.119	39.312	37.047	25.044	39.716	8:14.375
4	1	2:11.277	34.951	35.442	23.332	37.552	10:25.652
5	1	2:08.233	33.748	34.612	22.598	37.275	12:33.885
6	1	2:08.911	34.108	34.062	23.225	37.516	14:42.796
7	1	2:08.670	34.413	34.098	22.893	37.266	16:51.466
8	1	2:08.942	33.792	34.657	22.331	38.162	19:00.408
9	1	2:12.347 **B**	33.455	33.264	21.987	43.641	21:12.755
10	1	3:55.246	2:22.536	33.689	22.299	36.722	25:08.001
11	1	2:07.857	32.869	33.273	22.839	38.876	27:15.858
12	1	2:05.697	32.938	32.986	22.488	37.285	29:21.555
13	1	2:05.873	32.624	32.860	22.315	38.074	31:27.428
14	1	2:37.533 **B**	40.212	35.451	25.067	56.803	34:04.961
15	1	3:29.215	1:55.316	33.844	22.504	37.551	37:34.176
16	1	2:06.617	33.420	33.762	22.316	37.119	39:40.793
17	1	2:05.967	32.912	33.481	22.587	36.987	41:46.760
18	1	2:32.134 **B**	33.092	34.152	27.200	57.690	44:18.894
19	1	4:34.959	2:59.443	34.144	23.617	37.755	48:53.853
20	1	2:06.846	33.130	33.671	22.544	37.501	51:00.699

911 — LMR MOTORSPORT — Porsche 992 GT3 Cup GT CUP
1.Leandro MARTINS
2.Dieter SVEPES(E)

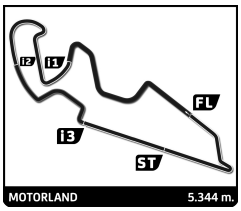

Campeonato de España GT-GT4

ROUND 1 - MOTORLAND

FREE PRACTICE

Sector Analysis

Personal Best | Session Best | **B** Crossing the pit lane

Lap	D	Time	Sector 1	Sector 2	Sector 3	Sector 4	Elapsed	Lap D	Time	Sector 1	Sector 2	Sector 3	Sector 4	Elapsed
1	1	4:32.171	2:29.466	44.955	28.959	48.791	4:32.171							
2	1	2:37.527 **B**	40.962	40.316	26.150	50.099	7:09.698							
3	1	3:03.044	1:30.830	33.337	22.484	36.393	10:12.742							
4	1	2:02.217	32.312	31.827	21.287	36.791	12:14.959							
5	1	2:05.476	33.848	34.362	21.221	36.045	14:20.435							
6	1	2:00.600	31.840	31.616	21.058	36.086	16:21.035							
7	1	2:00.345	31.429	31.918	21.094	35.904	18:21.380							
8	1	2:09.610 **B**	31.603	34.357	21.794	41.856	20:30.990							
9	1	4:08.310	2:33.048	35.175	23.202	36.885	24:39.300							
10	1	2:00.187	31.383	31.636	21.145	36.023	26:39.487							
11	1	1:59.831	31.330	31.557	21.022	35.922	28:39.318							
12	1	2:00.570	31.472	31.964	21.068	36.066	30:39.888							
13	1	2:36.364 **B**	31.358	35.787	31.327	57.892	33:16.252							
14	1	4:27.943 **B**	2:48.494	33.931	22.885	42.633	37:44.195							
15	1	3:17.818	1:46.674	33.261	21.999	35.884	41:02.013							
16	1	2:12.797 **B**	31.269	31.679	21.284	48.565	43:14.810							
17	1	5:45.545	4:13.105	32.830	21.652	37.958	49:00.355							
18	1	2:06.046 **B**	31.359	31.836	21.318	41.533	51:06.401							

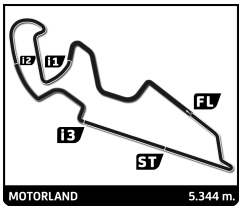

Campeonato de España GT-GT4

ROUND 1 - MOTORLAND

FREE PRACTICE

Classification

Hour	Flag	Message
17:00:21		PIT LANE OPEN
17:08:49		COCHE 33 - NO LLEVA TRANSPONDER
17:13:48		COCHE 36 - NO LLEVA TRANSPONDER
17:31:31	RF	RED FLAG
17:34:44		COCHE 36 - NO LLEVA TRANSPONDER
17:35:01		PIT LANE OPPEN
17:42:39	RF	RED FLAG
17:46:11		PIT LANE OPPEN

Published at: .....

Race Director:	Timekeeper:
Maxi GUERRERO	Alberto ESTÉBANEZ

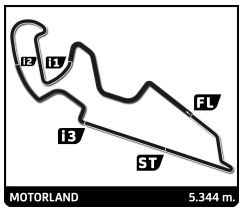

ROUND 1 - MOTORLAND

Campeonato de España GT-GT4

FREE PRACTICE

Weather Report

Air Temperature

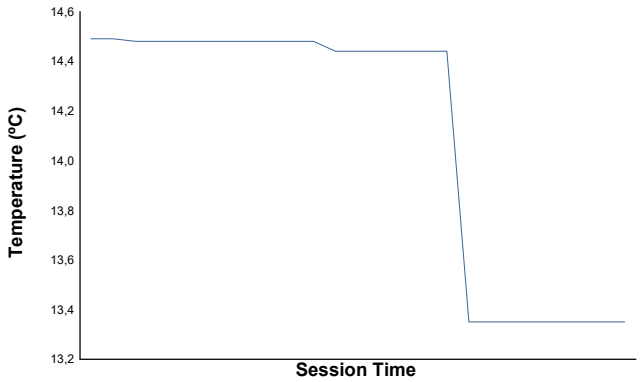

Track Temperature

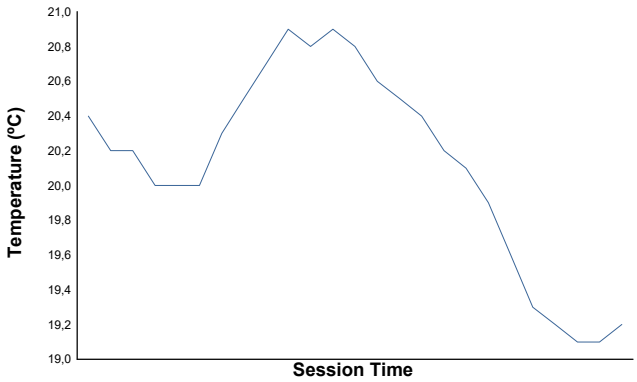

Humidity

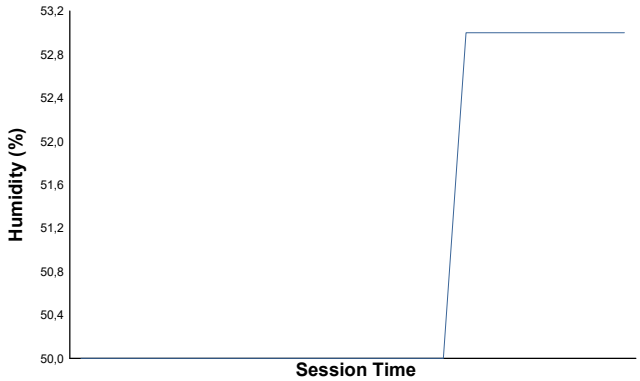

Pressure

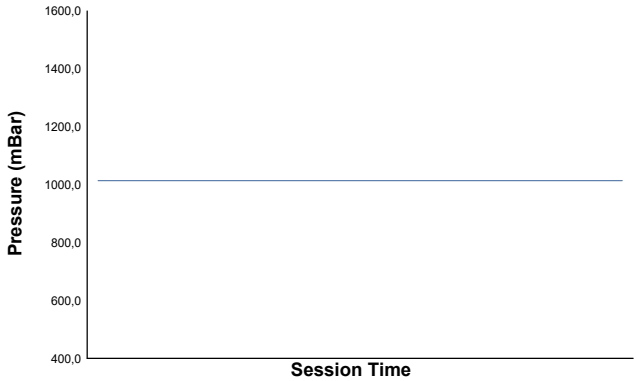

Wind Speed

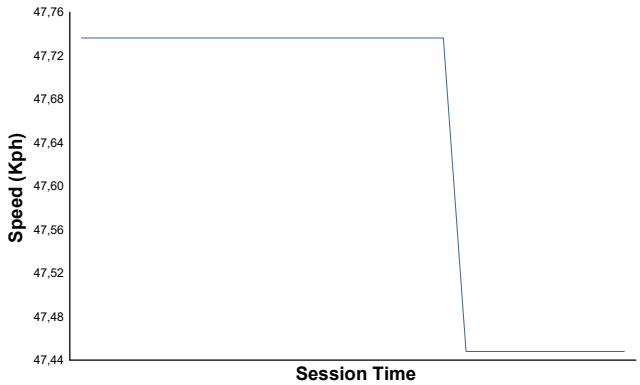

Wind Direction

North=0º/360º East=90º South=180º West=270º

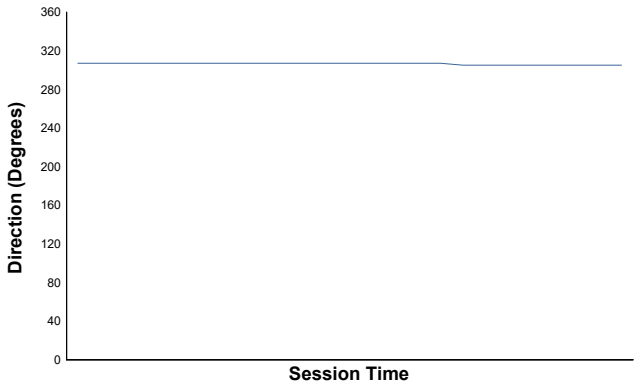

Track Status: **DRY**

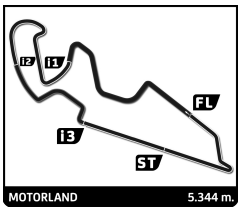

Campeonato de España GT-GT4
ROUND 1 - MOTORLAND
FREE PRACTICE

Handicaps Analysis

No	In Time Hour	In Time Elapsed	Out Time Hour	Out Time Elapsed	Pit Time	Handicap	Gap	Window
13	**BAPORO** / Porsche 992 GT3 Cup							GT CUP
1	17:00:00.000		17:00:15.481	15.481	15.481 (15.481)			
2	17:17:06.530	17:06.530	17:20:10.517	20:10.517	3:03.987 (183.987)			
3	17:31:00.638	31:00.638	17:35:34.919	35:34.919	4:34.281 (274.281)			
4	17:44:15.577	44:15.577	17:46:30.350	46:30.350	2:14.773 (134.773)			
15	**GT CORSE** / Porsche 992 GT3 Cup							GT CUP
1	17:00:00.000		17:00:13.494	13.494	13.494 (13.494)			
2	17:24:06.281	24:06.281	17:26:40.662	26:40.662	2:34.381 (154.381)			
3	17:33:33.221	33:33.221	17:35:21.891	35:21.891	1:48.670 (108.670)			
4	17:43:57.747	43:57.747	17:46:43.183	46:43.183	2:45.436 (165.436)			
19	**GT CORSE** / Porsche 992 GT3 Cup							GT CUP
1	17:00:00.000		17:00:11.480	11.480	11.480 (11.480)			
2	17:17:49.046	17:49.046	17:20:15.332	20:15.332	2:26.286 (146.286)			
22	**GT CORSE** / Porsche 992 GT3 Cup							GT CUP
1	17:00:00.000		17:00:09.346	9.346	9.346 (9.346)			
2	17:12:55.758	12:55.758	17:15:41.218	15:41.218	2:45.460 (165.460)			
3	17:30:53.161	30:53.161	17:35:08.666	35:08.666	4:15.505 (255.505)			
4	17:43:26.919	43:26.919	17:46:19.440	46:19.440	2:52.521 (172.521)			
24	**GT CORSE** / BMW M4 GT4 EVO							GT4
1	17:00:00.000		17:00:07.665	7.665	7.665 (7.665)			
2	17:09:59.799	9:59.799	17:13:15.179	13:15.179	3:15.380 (195.380)			
3	17:24:25.219	24:25.219	17:26:14.414	26:14.414	1:49.195 (109.195)			
4	17:33:57.189	33:57.189	17:35:16.827	35:16.827	1:19.638 (79.638)			
5	17:44:12.142	44:12.142	17:46:40.712	46:40.712	2:28.570 (148.570)			
26	**PCR SPORT** / Mercedes AMG GT4							GT4
1	17:00:00.000		17:00:17.906	17.906	17.906 (17.906)			
2	17:19:23.284	19:23.284	17:22:33.005	22:33.005	3:09.721 (189.721)			
3	17:34:13.360	34:13.360	17:35:24.879	35:24.879	1:11.519 (71.519)			
4	17:44:58.644	44:58.644	17:46:37.631	46:37.631	1:38.987 (98.987)			
30	**CHEFO SPORT** / Ligier Js2r							GPR
1	17:00:00.000		17:00:19.339	19.339	19.339 (19.339)			
2	17:28:18.182	28:18.182	17:30:17.478	30:17.478	1:59.296 (119.296)			
3	17:32:41.101	32:41.101	17:35:19.670	35:19.670	2:38.569 (158.569)			
47	**ROAD TO LEMANS** / Porsche 992 GT3 Cup							GT CUP
1	17:00:00.000		17:04:12.384	4:12.384	4:12.384 (252.384)			
2	17:08:40.137	8:40.137	17:09:57.323	9:57.323	1:17.186 (77.186)			
3	17:16:17.484	16:17.484	17:22:04.006	22:04.006	5:46.522 (346.522)			
4	17:32:56.284	32:56.284	17:39:09.624	39:09.624	6:13.340 (373.340)			
5	17:43:19.854	43:19.854	17:46:45.443	46:45.443	3:25.589 (205.589)			
111	**DAGO** / Audi R8							GPX
1	17:00:00.000		17:00:30.256	30.256	30.256 (30.256)			
2	17:10:59.600	10:59.600	17:13:46.295	13:46.295	2:46.695 (166.695)			
3	17:20:34.136	20:34.136	17:24:24.754	24:24.754	3:50.618 (230.618)			
4	17:33:39.371	33:39.371	17:37:08.577	37:08.577	3:29.206 (209.206)			
5	17:43:50.795	43:50.795	17:47:03.878	47:03.878	3:13.083 (193.083)			
133	**VELOSO MOTORSPORT** / Porsche 992 GT3 Cup							GT CUP
1	17:00:00.000		17:00:25.582	25.582	25.582 (25.582)			
2	17:17:32.653	17:32.653	17:18:59.701	18:59.701	1:27.048 (87.048)			
3	17:29:16.551	29:16.551	17:31:00.564	31:00.564	1:44.013 (104.013)			
4	17:33:55.757	33:55.757	17:35:43.916	35:43.916	1:48.159 (108.159)			
5	17:44:46.442	44:46.442	17:46:27.182	46:27.182	1:40.740 (100.740)			
191	**VELOSO MOTORSPORT** / Porsche 992 GT3 Cup							GT CUP
1	17:00:00.000		17:00:21.953	21.953	21.953 (21.953)			
2	17:21:08.506	21:08.506	17:23:04.040	23:04.040	1:55.534 (115.534)			
3	17:33:59.942	33:59.942	17:35:28.604	35:28.604	1:28.662 (88.662)			

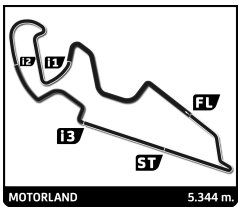

Campeonato de España GT-GT4

ROUND 1 - MOTORLAND

FREE PRACTICE

Handicaps Analysis

No	In Time Hour	In Time Elapsed	Out Time Hour	Out Time Elapsed	Pit Time	Handicap	Gap	Window
4	17:44:13.626	44:13.626	17:46:46.556	46:46.556	2:32.930 (152.930)			
911	**LMR MOTORSPORT** / Porsche 992 GT3 Cup							GT CUP
1	17:00:00.000		17:01:44.942	1:44.942	1:44.942 (104.942)			
2	17:07:04.400	7:04.400	17:08:08.465	8:08.465	1:04.065 (64.065)			
3	17:20:26.244	20:26.244	17:22:29.792	22:29.792	2:03.548 (123.548)			
4	17:33:12.049	33:12.049	17:35:33.119	35:33.119	2:21.070 (141.070)			
5	17:37:39.931	37:39.931	17:39:00.977	39:00.977	1:21.046 (81.046)			
6	17:43:10.720	43:10.720	17:46:56.906	46:56.906	3:46.186 (226.186)			

CARS WITHOUT PIT STOPS DURING THE SESSION: 36.

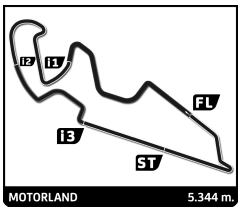

Campeonato de España GT-GT4

ROUND 1 - MOTORLAND

QUALIFYING 1

Final Classification

	No	Drivers	Team	Car	Cl.	Time	Lap	Total	Gap		Kph
1	22	B. GARCIA(E) / A. BARAMBIO	GT CORSE	Porsche 992 GT3 Cup	GT CUP	**1:57.193**	4	5	-	-	164.2
2	111	P. YEREGUI / D. CARRETERO	DAGO	Audi R8	GPX	**1:57.737**	4	6	+0.544	+0.544	163.4
3	911	L. MARTINS / D. SVEPES(E)	LMR MOTORSPORT	Porsche 992 GT3 Cup	GT CUP	**1:58.522**	6	8	+1.329	+0.785	162.3
4	47	P. BRAS / P. BAY(E)	ROAD TO LEMANS	Porsche 992 GT3 Cup	GT CUP	**1:59.349**	7	9	+2.156	+0.827	161.2
5	133	C. VIEIRA(E) / M. LOBO	VELOSO MOTORSPORT	Porsche 992 GT3 Cup	GT CUP	**1:59.503**	9	10	+2.310	+0.154	161.0
6	13	J. FONT(E) / J. VINYES(E)	BAPORO	Porsche 992 GT3 Cup	GT CUP	**1:59.956**	7	9	+2.763	+0.453	160.4
7	15	S. HEBRARD(BR) / A. GOROSTIZA(JF/BR)	GT CORSE	Porsche 992 GT3 Cup	GT CUP	**2:01.143**	9	10	+3.950	+1.187	158.8
8	19	S. VILLADARY(BR) / M. CAÑIZARES(BR)	GT CORSE	Porsche 992 GT3 Cup	GT CUP	**2:03.025**	7	8	+5.832	+1.882	156.4
9	191	J. PIAT(BR/JF)	VELOSO MOTORSPORT	Porsche 992 GT3 Cup	GT CUP	**2:03.724**	9	9	+6.531	+0.699	155.5
10	30	H. VARELA(BR) / M. VARELA(BR)	CHEFO SPORT	Ligier Js2r	GPR	**2:08.893**	7	9	+11.700	+5.169	149.3
11	24	M. BERTOLIN(E)	GT CORSE	BMW M4 GT4 EVO	GT4	**2:09.855**	4	8	+12.662	+0.962	148.2
12	26	J. PARERA(JF/BR) / V. DASI(JF/BR)	PCR SPORT	Mercedes AMG GT4	GT4	**2:10.499**	4	5	+13.306	+0.644	147.4
13	36	C. ALVAREZ(JF/BR) / J. SANTOS(BR)	UCAV RACING	Howe Mustang TA2	GPR	**2:39.342**	5	7	+42.149	+28.843	120.7

Fastest Lap:	Lap 4	Borja GARCIA(E)	**1:57.193**	164.2 Kph

CAR #13, #15, #19, #26, #30, #47, #133 & #911 - SOME LAPTIMES DELETED DUE TO TRACK LIMITS

Published at: XX:XX

Track Status: **DRY**

Stewards:
Fidel GARCÍA Adrián MAUREL Victor LASMARIAS

Timekeeper:
Alberto ESTÉBANEZ

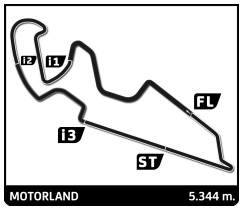

Campeonato de España GT-GT4

ROUND 1 - MOTORLAND

QUALIFYING 1

Final Classification by Class

	No	Drivers	Team	Car	Time	Lap	Total	Gap		Kph
GPR										
1	30	**H. VARELA(BR) / M. VARELA(BR)**	CHEFO SPORT	Ligier Js2r	**2:08.893**	7	9			**149.3**
2	36	**C. ALVAREZ(JF/BR) / J. SANTOS(BR)**	UCAV RACING	Howe Mustang TA2	**2:39.342**	5	7	+30.449	+30.449	**120.7**
GPX										
1	111	**P. YEREGUI / D. CARRETERO**	DAGO	Audi R8	**1:57.737**	4	6			**163.4**
GT CUP										
1	22	**B. GARCIA(E) / A. BARAMBIO**	GT CORSE	Porsche 992 GT3 Cup	**1:57.193**	4	5			**164.2**
2	911	**L. MARTINS / D. SVEPES(E)**	LMR MOTORSPORT	Porsche 992 GT3 Cup	**1:58.522**	6	8	+1.329	+1.329	**162.3**
3	47	**P. BRAS / P. BAY(E)**	ROAD TO LEMANS	Porsche 992 GT3 Cup	**1:59.349**	7	9	+2.156	+0.827	**161.2**
4	133	**C. VIEIRA(E) / M. LOBO**	VELOSO MOTORSPORT	Porsche 992 GT3 Cup	**1:59.503**	9	10	+2.310	+0.154	**161.0**
5	13	**J. FONT(E) / J. VINYES(E)**	BAPORO	Porsche 992 GT3 Cup	**1:59.956**	7	9	+2.763	+0.453	**160.4**
6	15	**S. HEBRARD(BR) / A. GOROSTIZA(JF/BR)**	GT CORSE	Porsche 992 GT3 Cup	**2:01.143**	9	10	+3.950	+1.187	**158.8**
7	19	**S. VILLADARY(BR) / M. CAÑIZARES(BR)**	GT CORSE	Porsche 992 GT3 Cup	**2:03.025**	7	8	+5.832	+1.882	**156.4**
8	191	**J. PIAT(BR/JF)**	VELOSO MOTORSPORT	Porsche 992 GT3 Cup	**2:03.724**	9	9	+6.531	+0.699	**155.5**
GT4										
1	24	**M. BERTOLIN(E)**	GT CORSE	BMW M4 GT4 EVO	**2:09.855**	4	8			**148.2**
2	26	**J. PARERA(JF/BR) / V. DASI(JF/BR)**	PCR SPORT	Mercedes AMG GT4	**2:10.499**	4	5	+0.644	+0.644	**147.4**

CAR #13, #15, #19, #26, #30, #47, #133 & #911 - SOME LAPTIMES DELETED DUE TO TRACK LIMITS

Published at: XX:XX

Track Status: **DRY**

Stewards:
Fidel GARCÍA Adrián MAUREL Victor LASMARIAS

Timekeeper:
Alberto ESTÉBANEZ

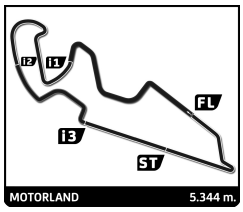

Campeonato de España GT-GT4

ROUND 1 - MOTORLAND

QUALIFYING 1

Provisional Classification by Driver Fastest Lap

	No	Team	Car	Class	Driver	Time	Lap	Total	Gap		Kph
1	22	GT CORSE	Porsche 992 GT3 Cup	GT CUP	**Borja GARCIA(E)**	1:57.193	4	5			164.2
2	111	DAGO	Audi R8	GPX	**Pablo YEREGUI**	1:57.737	4	6	0.544	0.544	163.4
3	911	LMR MOTORSPORT	Porsche 992 GT3 Cup	GT CUP	**Leandro MARTINS**	1:58.522	6	8	1.329	0.785	162.3
4	47	ROAD TO LEMANS	Porsche 992 GT3 Cup	GT CUP	**Pablo V. BRAS**	1:59.349	7	9	2.156	0.827	161.2
5	133	VELOSO MOTORSPORT	Porsche 992 GT3 Cup	GT CUP	**Carlos VIEIRA(E)**	1:59.503	9	10	2.310	0.154	161.0
6	13	BAPORO	Porsche 992 GT3 Cup	GT CUP	**Jaume Font FONT(E)**	1:59.956	7	9	2.763	0.453	160.4
7	15	GT CORSE	Porsche 992 GT3 Cup	GT CUP	**Sacha HEBRARD(BR)**	2:01.143	9	10	3.950	1.187	158.8
8	19	GT CORSE	Porsche 992 GT3 Cup	GT CUP	**Sebastián VILLADARY(BR)**	2:03.025	7	8	5.832	1.882	156.4
9	191	VELOSO MOTORSPORT	Porsche 992 GT3 Cup	GT CUP	**Jean-Roch PIAT(BR/JF)**	2:03.724	9	9	6.531	0.699	155.5
10	30	CHEFO SPORT	Ligier Js2r	GPR	**Henrique VARELA(BR)**	2:08.893	7	9	11.700	5.169	149.3
11	24	GT CORSE	BMW M4 GT4 EVO	GT4	**Manuel BERTOLIN(E)**	2:09.855	4	8	12.662	0.962	148.2
12	26	PCR SPORT	Mercedes AMG GT4	GT4	**Josep PARERA(JF/BR)**	2:10.499	4	5	13.306	0.644	147.4
13	36	UCAV RACING	Howe Mustang TA2	GPR	**Carlos ALVAREZ(JF/BR)**	2:39.342	5	7	42.149	28.843	120.7
14	13	BAPORO	Porsche 992 GT3 Cup	GT CUP	**Joan VINYES(E)**						
15	15	GT CORSE	Porsche 992 GT3 Cup	GT CUP	**Asier GOROSTIZA(JF/BR)**						
16	19	GT CORSE	Porsche 992 GT3 Cup	GT CUP	**Manuel CAÑIZARES(BR)**						
17	22	GT CORSE	Porsche 992 GT3 Cup	GT CUP	**Alejandro BARAMBIO**						
18	26	PCR SPORT	Mercedes AMG GT4	GT4	**Vicente DASI(JF/BR)**						
19	30	CHEFO SPORT	Ligier Js2r	GPR	**Máximo VARELA(BR)**						
20	36	UCAV RACING	Howe Mustang TA2	GPR	**José SANTOS(BR)**						
21	47	ROAD TO LEMANS	Porsche 992 GT3 Cup	GT CUP	**Patrick L. BAY(E)**						
22	111	DAGO	Audi R8	GPX	**Daniel CARRETERO**						
23	133	VELOSO MOTORSPORT	Porsche 992 GT3 Cup	GT CUP	**Miguel LOBO**						
24	911	LMR MOTORSPORT	Porsche 992 GT3 Cup	GT CUP	**Dieter SVEPES(E)**						

Published at: XX:XX

Race Director:	**Timekeeper:**
Maxi GUERRERO	Alberto ESTÉBANEZ

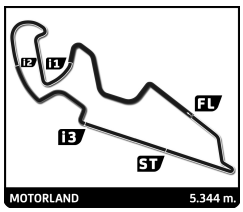

Campeonato de España GT-GT4

ROUND 1 - MOTORLAND

QUALIFYING 1

Best Sector Times

	Sector 1			Sector 2			Sector 3			Sector 4							
	No	Driver	Time	No	Driver	Time	No	Driver	Time	No	Driver	Time		No	Ideal Lap	Best Lap	
1	22	B.GARCIA(E)	30.549	22	B.GARCIA(E)	30.988	22	B.GARCIA(E)	20.350	111	P.YEREGUI	34.908	1	22	1:57.193	1:57.193	(1)
2	911	L.MARTINS	30.990	111	P.YEREGUI	31.123	13	J.FONT(E)	20.562	22	B.GARCIA(E)	35.306	2	111	1:57.737	1:57.737	(2)
3	111	P.YEREGUI	31.009	911	L.MARTINS	31.232	47	P.BRAS	20.695	911	L.MARTINS	35.429	3	911	1:58.388	1:58.522	(3)
4	133	C.VIEIRA(E)	31.141	47	P.BRAS	31.349	111	P.YEREGUI	20.697	13	J.FONT(E)	35.722	4	47	1:59.102	1:59.349	(4)
5	47	P.BRAS	31.187	15	S.HEBRARD(BR)	31.668	911	L.MARTINS	20.737	133	C.VIEIRA(E)	35.819	5	13	1:59.203	1:59.956	(6)
6	13	J.FONT(E)	31.217	133	C.VIEIRA(E)	31.701	133	C.VIEIRA(E)	20.842	47	P.BRAS	35.871	6	133	1:59.503	1:59.503	(5)
7	15	S.HEBRARD(BR)	31.253	13	J.FONT(E)	31.702	15	S.HEBRARD(BR)	21.021	191	J.PIAT(BR/JF)	36.119	7	15	2:00.477	2:01.143	(7)
8	19	S.VILLADARY(BR)	32.170	19	S.VILLADARY(BR)	32.543	19	S.VILLADARY(BR)	21.497	19	S.VILLADARY(BR)	36.421	8	19	2:02.631	2:03.025	(8)
9	191	J.PIAT(BR/JF)	32.692	191	J.PIAT(BR/JF)	32.773	191	J.PIAT(BR/JF)	21.645	15	S.HEBRARD(BR)	36.535	9	191	2:03.229	2:03.724	(9)
10	30	H.VARELA(BR)	33.597	24	M.BERTOLIN(E)	33.630	24	M.BERTOLIN(E)	21.794	30	H.VARELA(BR)	39.470	10	30	2:08.646	2:08.893	(10)
11	24	M.BERTOLIN(E)	33.913	30	H.VARELA(BR)	33.634	26	J.PARERA(JF/BR)	21.937	26	J.PARERA(JF/BR)	39.527	11	24	2:08.951	2:09.855	(11)
12	26	J.PARERA(JF/BR)	34.634	26	J.PARERA(JF/BR)	34.401	30	H.VARELA(BR)	21.945	24	M.BERTOLIN(E)	39.614	12	26	2:10.499	2:10.499	(12)
13	36	C.ALVAREZ(JF/BR)	40.661	36	C.ALVAREZ(JF/BR)	42.308	36	C.ALVAREZ(JF/BR)	28.526	36	C.ALVAREZ(JF/BR)	44.470	13	36	2:35.965	2:39.342	(13)

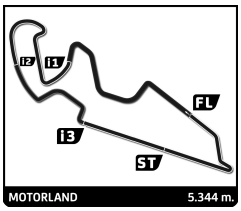

Campeonato de España GT-GT4

ROUND 1 - MOTORLAND

QUALIFYING 1

Best Top Speed

Team	Car	Class	Top Speed	Top 1 Kph	Top 1 Lap	Top 2 Kph	Top 2 Lap	Top 3 Kph	Top 3 Lap	Top 4 Kph	Top 4 Lap	Top 5 Kph	Top 5 Lap	Avg
111 DAGO	Audi R8	GPX	**P. YEREGUI**	**269.3**	4	268.7	3	268.7	6	267.3	2	225.9	1	260,0
13 BAPORO	Porsche 992 GT3 Cup	GT CUP	**J. FONT(E)**	**260.2**	6	259.0	8	258.4	5	258.4	7	257.1	3	258,6
22 GT CORSE	Porsche 992 GT3 Cup	GT CUP	**B. GARCIA(E)**	**259.6**	4	259.0	3	254.1	1	246.6	5	242.2	2	252,3
19 GT CORSE	Porsche 992 GT3 Cup	GT CUP	**S. VILLADARY(BR)**	**259.0**	6	257.8	5	257.8	7	257.1	4	255.9	3	257,5
133 VELOSO MOTORSPORT	Porsche 992 GT3 Cup	GT CUP	**C. VIEIRA(E)**	**258.4**	9	258.4	6	258.4	4	257.8	8	257.8	3	258,2
911 LMR MOTORSPORT	Porsche 992 GT3 Cup	GT CUP	**L. MARTINS**	**258.4**	6	258.4	7	257.8	3	243.2	4	212.2	8	246,0
15 GT CORSE	Porsche 992 GT3 Cup	GT CUP	**S. HEBRARD(BR)**	**257.8**	7	256.5	6	256.5	5	256.5	4	255.9	3	256,6
47 ROAD TO LEMANS	Porsche 992 GT3 Cup	GT CUP	**P. BRAS**	**257.8**	3	257.1	6	256.5	4	256.5	5	256.5	7	256,9
191 VELOSO MOTORSPORT	Porsche 992 GT3 Cup	GT CUP	**J. PIAT(BR/JF**	**257.8**	9	257.1	4	257.1	6	255.9	7	255.9	8	256,8
26 PCR SPORT	Mercedes AMG GT4	GT4	**J. PARERA(JF/BR)**	**235.8**	3	235.3	4	230.8	1	226.9	2	105.4	5	206,8
24 GT CORSE	BMW M4 GT4 EVO	GT4	**M. BERTOLIN(E)**	**234.8**	5	234.3	4	233.3	3	233.3	8	216.0	6	230,3
30 CHEFO SPORT	Ligier Js2r	GPR	**H. VARELA(BR)**	**232.8**	8	232.3	7	231.3	3	231.3	4	230.8	6	231,7
36 UCAV RACING	Howe Mustang TA2	GPR	**C. ALVAREZ(JF/BR)**	**229.3**	2	219.1	3	219.1	4	216.4	5	204.9	1	217,8

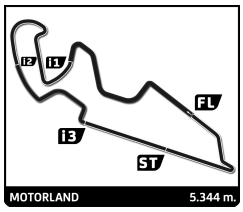

Campeonato de España GT-GT4

ROUND 1 - MOTORLAND

QUALIFYING 1

Fastest Lap Sequence

Elapsed	No	Team	Car	Class	Driver	Time	Kph	Lap
5:28.602	**133**	VELOSO MOTORSPORT	Porsche 992 GT3 Cup	GT CUP	**Carlos VIEIRA(E)**	**2:12.596**	145.1	2
7:31.393	**133**	VELOSO MOTORSPORT	Porsche 992 GT3 Cup	GT CUP	**Carlos VIEIRA(E)**	**2:02.791**	156.7	3
8:49.633	**22**	GT CORSE	Porsche 992 GT3 Cup	GT CUP	**Borja GARCIA(E)**	**1:58.426**	162.5	3
10:46.826	**22**	GT CORSE	Porsche 992 GT3 Cup	GT CUP	**Borja GARCIA(E)**	**1:57.193**	164.2	4

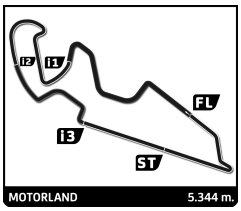

Campeonato de España GT-GT4
ROUND 1 - MOTORLAND
QUALIFYING 1

Sector Analysis

Personal Best | Session Best | **B** Crossing the pit lane

13 — BAPORO — Porsche 992 GT3 Cup, GT CUP
1.Jaume Font FONT(E)
2.Joan VINYES(E)

Lap	D	Time	Sector 1	Sector 2	Sector 3	Sector 4	T.Spd
1	1	4:52.433	2:43.953	49.840	30.067	48.573	212.6
2	1	2:23.693	37.550	35.767	23.177	47.199	138.1
3	1	2:07.005	35.814	33.086	21.932	36.173	257.1
4	1	2:00.970	31.779	32.095	20.952	36.144	257.1
5	1	2:02.675	31.527	31.744	22.306	37.098	258.4
6	1	2:00.176	31.483	31.606	20.948	36.139	260.2
7	1	1:59.956	31.251	32.019	20.964	35.722	258.4
8	1	1:59.981	31.217	31.702	20.562	36.500	259.0
9	1	2:44.300 B	35.123	41.261	29.607	58.309	172.5

15 — GT CORSE — Porsche 992 GT3 Cup, GT CUP
1.Sacha HEBRARD(BR)
2.Asier GOROSTIZA(JF/BR)

Lap	D	Time	Sector 1	Sector 2	Sector 3	Sector 4	T.Spd
1	1	3:17.973	1:06.801	50.252	31.379	49.541	155.2
2	1	2:13.918	36.839	35.455	23.368	38.256	252.9
3	1	2:05.084	32.967	32.864	21.817	37.436	255.9
4	1	2:03.378	31.888	33.433	21.143	36.914	256.5
5	1	2:01.481	31.721	32.098	21.183	36.479	256.5
6	1	2:01.229	31.698	31.869	20.946	36.716	256.5
7	1	2:00.433	31.485	31.835	21.152	35.961	257.8
8	1	2:02.384	31.253	32.337	21.021	37.773	
9	1	2:01.143	31.662	31.868	21.038	36.575	
10	1	2:01.382	31.826	31.668	21.353	36.535	

19 — GT CORSE — Porsche 992 GT3 Cup, GT CUP
1.Sebastián VILLADARY(BF
2.Manuel CAÑIZARES(BR)

Lap	D	Time	Sector 1	Sector 2	Sector 3	Sector 4	T.Spd
1	1	3:25.503	1:00.895	50.022	34.784	59.802	117.4
2	1	2:32.539	42.502	39.703	27.324	43.010	195.7
3	1	2:07.529	33.921	34.068	22.347	37.193	255.9
4	1	2:04.927	32.805	33.410	21.872	36.840	257.1
5	1	2:03.917	33.138	32.861	21.497	36.421	257.8
6	1	2:03.113	32.205	32.655	21.797	36.456	259.0
7	1	2:03.025	32.170	32.543	21.618	36.694	257.8
8	1	2:41.823 B	41.351	42.452	27.111	50.909	184.0

22 — GT CORSE — Porsche 992 GT3 Cup, GT CUP
1.Borja GARCIA(E)
2.Alejandro BARAMBIO

Lap	D	Time	Sector 1	Sector 2	Sector 3	Sector 4	T.Spd
1	1	4:36.142	2:52.443	39.232	26.469	37.998	254.1
2	1	2:15.065	33.744	35.417	24.216	41.688	242.2
3	1	1:58.426	30.999	31.503	20.418	35.506	259.0
4	1	1:57.193	30.549	30.988	20.350	35.306	259.6
5	1	2:14.287 B	32.978	33.793	22.481	45.035	246.6

24 — GT CORSE — BMW M4 GT4 EVO, GT4
1.Manuel BERTOLIN(E)

Lap	D	Time	Sector 1	Sector 2	Sector 3	Sector 4	T.Spd
1	1	3:38.073	1:02.290	51.010	33.720	1:11.053	96.3
2	1	2:41.277	35.513	40.951	25.033	59.780	44.9
3	1	2:10.201	34.251	34.291	21.876	39.783	233.3
4	1	2:09.855	34.225	33.630	22.386	39.614	234.3
5	1	2:10.658	33.913	33.760	21.794	41.191	234.8
6	1	2:37.910	40.877	43.843	28.248	44.942	216.0
7	1	2:45.763	40.017	46.754	31.896	47.096	197.8
8	1	2:09.154	33.983	33.551	21.756	39.864	233.3

26 — PCR SPORT — Mercedes AMG GT4, GT4
1.Josep PARERA(JF/BR)
2.Vicente DASI(JF/BR)

Lap	D	Time	Sector 1	Sector 2	Sector 3	Sector 4	T.Spd
1	1	4:32.587	2:43.122	40.080	26.266	43.119	230.8
2	1	2:21.711	39.820	36.404	24.585	40.902	226.9
3	1	2:11.308	34.706	34.679	22.279	39.644	235.8
4	1	2:10.499	34.634	34.401	21.937	39.527	235.3
5	1	2:39.166 B	34.788	34.872	27.846	1:01.660	105.4

30 — CHEFO SPORT — Ligier Js2r, GPR
1.Henrique VARELA(BR)
2.Máximo VARELA(BR)

Lap	D	Time	Sector 1	Sector 2	Sector 3	Sector 4	T.Spd
1	1	3:27.413	1:11.395	49.147	31.212	55.659	164.9
2	1	2:23.082	40.278	37.052	24.199	41.553	228.8
3	1	2:12.523	35.108	34.516	22.568	40.331	231.3
4	1	2:11.405	34.391	34.738	22.489	39.787	231.3
5	1	2:20.313	36.074	34.531	23.015	46.693	148.1
6	1	2:09.716	34.031	33.749	22.157	39.779	230.8
7	1	2:08.893	33.844	33.634	21.945	39.470	232.3
8	1	2:09.046	33.597	33.720	21.969	39.760	232.8
9	1	2:20.986 B	35.530	35.121	23.130	47.205	229.3

36 — UCAV RACING — Howe Mustang TA2, GPR
1.Carlos ALVAREZ(JF/BR)
2.José SANTOS(BR)

Lap	D	Time	Sector 1	Sector 2	Sector 3	Sector 4	T.Spd
1	1	4:11.165	1:45.686	55.345	37.121	53.013	204.9
2	1	2:56.618	49.581	46.524	31.369	49.144	229.3
3	1	2:58.777	52.785	47.383	30.738	47.871	219.1
4	1	2:44.388	45.123	42.308	28.526	48.431	219.1
5	1	2:39.342	42.952	42.407	29.513	44.470	216.4
6	1	2:48.538	40.661	45.103	31.620	51.154	190.8
7	1	2:57.111 B	44.141	43.518	29.806	59.646	190.1

47 — ROAD TO LEMANS — Porsche 992 GT3 Cup, GT CUP
1.Pablo V. BRAS
2.Patrick L. BAY(E)

Lap	D	Time	Sector 1	Sector 2	Sector 3	Sector 4	T.Spd
1	1	4:03.353	2:13.585	41.566	26.115	42.087	251.2
2	1	2:22.700	35.113	33.636	25.660	48.291	193.2
3	1	2:01.626	32.410	32.208	20.911	36.097	257.8
4	1	2:00.805	31.750	31.745	21.281	36.029	256.5
5	1	2:00.195	31.461	31.923	20.832	35.979	256.5
6	1	1:59.874	31.298	31.349	21.088	36.139	257.1
7	1	1:59.349	31.187	31.596	20.695	35.871	256.5
8	1	2:30.917	41.274	44.059	25.385	40.199	237.4
9	1	2:18.423 B	31.255	31.454	21.860	53.854	203.8

111 — DAGO — Audi R8, GPX
1.Pablo YEREGUI
2.Daniel CARRETERO

Lap	D	Time	Sector 1	Sector 2	Sector 3	Sector 4	T.Spd
1	1	7:48.776	5:55.571	46.531	26.718	39.956	225.9
2	1	2:06.716	34.457	33.631	22.387	36.241	267.3
3	1	1:59.621	31.697	31.872	20.849	35.203	268.7
4	1	1:57.737	31.009	31.123	20.697	34.908	269.3
5	1	2:19.832 B	32.410	33.337	22.558	51.527	189.5
6	1	4:30.798 B	2:49.535	32.683	21.118	47.462	268.7

133 — VELOSO MOTORSPORT — Porsche 992 GT3 Cup, GT CUP
1.Carlos VIEIRA(E)
2.Miguel LOBO

Lap	D	Time	Sector 1	Sector 2	Sector 3	Sector 4	T.Spd
1	1	3:16.006	1:04.528	51.865	31.179	48.434	158.4
2	1	2:12.596	36.965	34.039	24.849	36.743	257.1
3	1	2:02.791	32.823	32.406	21.642	35.920	257.8

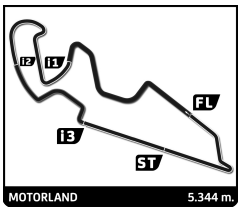

Campeonato de España GT-GT4

ROUND 1 - MOTORLAND

QUALIFYING 1

Sector Analysis

Personal Best | Session Best | **B** Crossing the pit lane

Lap	D	Time	Sector 1	Sector 2	Sector 3	Sector 4	T.Spd
4	1	2:02.468	32.118	32.454	21.455	36.441	258.4
5	1	2:00.750	31.804	31.830	21.192	35.924	256.5
6	1	2:00.823	32.030	31.738	21.222	35.833	258.4
7	1	2:19.862	38.466	37.631	24.743	39.022	230.3
8	1	2:02.803	31.703	32.038	23.153	35.909	257.8
9	1	1:59.503	31.141	31.701	20.842	35.819	258.4
10	1	2:15.209 **B**	31.197	31.870	22.889	49.253	228.3

191 **VELOSO MOTORSPORT** — Porsche 992 GT3 Cup
1.Jean-Roch PIAT(BR/JF) — GT CUP

Lap	D	Time	Sector 1	Sector 2	Sector 3	Sector 4	T.Spd
1	1	3:20.181	1:06.451	51.271	31.858	50.601	146.9
2	1	2:15.600	36.877	35.790	23.056	39.877	253.5
3	1	2:06.302	33.566	33.762	22.276	36.698	253.5
4	1	2:05.101	32.735	32.997	21.645	37.724	257.1
5	1	2:04.086	32.845	32.868	21.715	36.658	255.3
6	1	2:04.329	33.106	32.773	21.853	36.597	257.1
7	1	2:04.392	32.968	32.951	21.849	36.624	255.9
8	1	2:05.204	32.710	33.136	22.186	37.172	255.9
9	1	2:03.724	32.692	33.104	21.809	36.119	257.8

911 **LMR MOTORSPORT** — Porsche 992 GT3 Cup
1.Leandro MARTINS — GT CUP
2.Dieter SVEPES(E)

Lap	D	Time	Sector 1	Sector 2	Sector 3	Sector 4	T.Spd
1	1	3:46.393	1:52.791	42.566	26.155	44.881	179.4
2	1	2:26.897	38.728	36.755	25.639	45.775	196.4
3	1	2:00.513	31.303	31.827	21.283	36.100	257.8
4	1	2:08.949	31.027	31.542	21.388	44.992	243.2
5	1	2:21.176	31.513	36.539	26.536	46.588	183.1
6	1	1:58.522	30.990	31.366	20.737	35.429	258.4
7	1	2:00.004	31.044	31.232	20.879	36.849	258.4
8	1	2:10.577 **B**	31.013	31.485	21.840	46.239	212.2

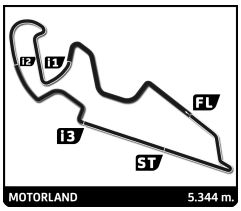

Campeonato de España GT-GT4
ROUND 1 - MOTORLAND
QUALIFYING 1

Sector Analysis

Personal Best | Session Best | **B** Crossing the pit lane

13 — BAPORO — Porsche 992 GT3 Cup, GT CUP
1.Jaume Font FONT(E)
2.Joan VINYES(E)

Lap	D	Time	Sector 1	Sector 2	Sector 3	Sector 4	T.Spd
1	1	4:52.433	2:43.953	49.840	30.067	48.573	212.6
2	1	2:23.693	37.550	35.767	23.177	47.199	138.1
3	1	2:07.005	35.814	33.086	21.932	36.173	257.1
4	1	2:00.970	31.779	32.095	20.952	36.144	257.1
5	1	2:02.675	31.527	31.744	22.306	37.098	258.4
6	1	2:00.176	31.483	31.606	20.948	36.139	260.2
7	1	1:59.956	31.251	32.019	20.964	35.722	258.4
8	1	1:59.981	31.217	31.702	20.562	36.500	259.0
9	1	2:44.300 B	35.123	41.261	29.607	58.309	172.5

15 — GT CORSE — Porsche 992 GT3 Cup, GT CUP
1.Sacha HEBRARD(BR)
2.Asier GOROSTIZA(JF/BR)

Lap	D	Time	Sector 1	Sector 2	Sector 3	Sector 4	T.Spd
1	1	3:17.973	1:06.801	50.252	31.379	49.541	155.2
2	1	2:13.918	36.839	35.455	23.368	38.256	252.9
3	1	2:05.084	32.967	32.864	21.817	37.436	255.9
4	1	2:03.378	31.888	33.433	21.143	36.914	256.5
5	1	2:01.481	31.721	32.098	21.183	36.479	256.5
6	1	2:01.229	31.698	31.869	20.946	36.716	256.5
7	1	2:00.433	31.485	31.835	21.152	35.961	257.8
8	1	2:02.384	31.253	32.337	21.021	37.773	
9	1	2:01.143	31.662	31.868	21.038	36.575	
10	1	2:01.382	31.826	31.668	21.353	36.535	

19 — GT CORSE — Porsche 992 GT3 Cup, GT CUP
1.Sebastián VILLADARY(BF
2.Manuel CAÑIZARES(BR)

Lap	D	Time	Sector 1	Sector 2	Sector 3	Sector 4	T.Spd
1	1	3:25.503	1:00.895	50.022	34.784	59.802	117.4
2	1	2:32.539	42.502	39.703	27.324	43.010	195.7
3	1	2:07.529	33.921	34.068	22.347	37.193	255.9
4	1	2:04.927	32.805	33.410	21.872	36.840	257.1
5	1	2:03.917	33.138	32.861	21.497	36.421	257.8
6	1	2:03.113	32.205	32.655	21.797	36.456	259.0
7	1	2:03.025	32.170	32.543	21.618	36.694	257.8
8	1	2:41.823 B	41.351	42.452	27.111	50.909	184.0

22 — GT CORSE — Porsche 992 GT3 Cup, GT CUP
1.Borja GARCIA(E)
2.Alejandro BARAMBIO

Lap	D	Time	Sector 1	Sector 2	Sector 3	Sector 4	T.Spd
1	1	4:36.142	2:52.443	39.232	26.469	37.998	254.1
2	1	2:15.065	33.744	35.417	24.216	41.688	242.2
3	1	1:58.426	30.999	31.503	20.418	35.506	259.0
4	1	1:57.193	30.549	30.988	20.350	35.306	259.6
5	1	2:14.287 B	32.978	33.793	22.481	45.035	246.6

24 — GT CORSE — BMW M4 GT4 EVO, GT4
1.Manuel BERTOLIN(E)

Lap	D	Time	Sector 1	Sector 2	Sector 3	Sector 4	T.Spd
1	1	3:38.073	1:02.290	51.010	33.720	1:11.053	96.3
2	1	2:41.277	35.513	40.951	25.033	59.780	44.9
3	1	2:10.201	34.251	34.291	21.876	39.783	233.3
4	1	2:09.855	34.225	33.630	22.386	39.614	234.3
5	1	2:10.658	33.913	33.760	21.794	41.191	234.8
6	1	2:37.910	40.877	43.843	28.248	44.942	216.0
7	1	2:45.763	40.017	46.754	31.896	47.096	197.8
8	1	2:09.154	33.983	33.551	21.756	39.864	233.3

26 — PCR SPORT — Mercedes AMG GT4, GT4
1.Josep PARERA(JF/BR)
2.Vicente DASI(JF/BR)

Lap	D	Time	Sector 1	Sector 2	Sector 3	Sector 4	T.Spd
1	1	4:32.587	2:43.122	40.080	26.266	43.119	230.8
2	1	2:21.711	39.820	36.404	24.585	40.902	226.9
3	1	2:11.308	34.706	34.679	22.279	39.644	235.8
4	1	2:10.499	34.634	34.401	21.937	39.527	235.3
5	1	2:39.166 B	34.788	34.872	27.846	1:01.660	105.4

30 — CHEFO SPORT — Ligier Js2r, GPR
1.Henrique VARELA(BR)
2.Máximo VARELA(BR)

Lap	D	Time	Sector 1	Sector 2	Sector 3	Sector 4	T.Spd
1	1	3:27.413	1:11.395	49.147	31.212	55.659	164.9
2	1	2:23.082	40.278	37.052	24.199	41.553	228.8
3	1	2:12.523	35.108	34.516	22.568	40.331	231.3
4	1	2:11.405	34.391	34.738	22.489	39.787	231.3
5	1	2:20.313	36.074	34.531	23.015	46.693	148.1
6	1	2:09.716	34.031	33.749	22.157	39.779	230.8
7	1	2:08.893	33.844	33.634	21.945	39.470	232.3
8	1	2:09.046	33.597	33.720	21.969	39.760	232.8
9	1	2:20.986 B	35.530	35.121	23.130	47.205	229.3

36 — UCAV RACING — Howe Mustang TA2, GPR
1.Carlos ALVAREZ(JF/BR)
2.José SANTOS(BR)

Lap	D	Time	Sector 1	Sector 2	Sector 3	Sector 4	T.Spd
1	1	4:11.165	1:45.686	55.345	37.121	53.013	204.9
2	1	2:56.618	49.581	46.524	31.369	49.144	229.3
3	1	2:58.777	52.785	47.383	30.738	47.871	219.1
4	1	2:44.388	45.123	42.308	28.526	48.431	219.1
5	1	2:39.342	42.952	42.407	29.513	44.470	216.4
6	1	2:48.538	40.661	45.103	31.620	51.154	190.8
7	1	2:57.111 B	44.141	43.518	29.806	59.646	190.1

47 — ROAD TO LEMANS — Porsche 992 GT3 Cup, GT CUP
1.Pablo V. BRAS
2.Patrick L. BAY(E)

Lap	D	Time	Sector 1	Sector 2	Sector 3	Sector 4	T.Spd
1	1	4:03.353	2:13.585	41.566	26.115	42.087	251.2
2	1	2:22.700	35.113	33.636	25.660	48.291	193.2
3	1	2:01.626	32.410	32.208	20.911	36.097	257.8
4	1	2:00.805	31.750	31.745	21.281	36.029	256.5
5	1	2:00.195	31.461	31.923	20.832	35.979	256.5
6	1	1:59.874	31.298	31.349	21.088	36.139	257.1
7	1	1:59.349	31.187	31.596	20.695	35.871	256.5
8	1	2:30.917	41.274	44.059	25.385	40.199	237.4
9	1	2:18.423 B	31.255	31.454	21.860	53.854	203.8

111 — DAGO — Audi R8, GPX
1.Pablo YEREGUI
2.Daniel CARRETERO

Lap	D	Time	Sector 1	Sector 2	Sector 3	Sector 4	T.Spd
1	1	7:48.776	5:55.571	46.531	26.718	39.956	225.9
2	1	2:06.716	34.457	33.631	22.387	36.241	267.3
3	1	1:59.621	31.697	31.872	20.849	35.203	268.7
4	1	1:57.737	31.009	31.123	20.697	34.908	269.3
5	1	2:19.832 B	32.410	33.337	22.558	51.527	189.5
6	1	4:30.798 B	2:49.535	32.683	21.118	47.462	268.7

133 — VELOSO MOTORSPORT — Porsche 992 GT3 Cup, GT CUP
1.Carlos VIEIRA(E)
2.Miguel LOBO

Lap	D	Time	Sector 1	Sector 2	Sector 3	Sector 4	T.Spd
1	1	3:16.006	1:04.528	51.865	31.179	48.434	158.4
2	1	2:12.596	36.965	34.039	24.849	36.743	257.1
3	1	2:02.791	32.823	32.406	21.642	35.920	257.8

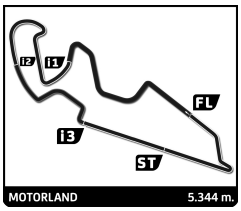

Campeonato de España GT-GT4

ROUND 1 - MOTORLAND

QUALIFYING 1

Sector Analysis

Personal Best | Session Best | **B** Crossing the pit lane

Lap	D	Time	Sector 1	Sector 2	Sector 3	Sector 4	T.Spd
4	1	2:02.468	32.118	32.454	21.455	36.441	258.4
5	1	2:00.750	31.804	31.830	21.192	35.924	256.5
6	1	2:00.823	32.030	31.738	21.222	35.833	258.4
7	1	2:19.862	38.466	37.631	24.743	39.022	230.3
8	1	2:02.803	31.703	32.038	23.153	35.909	257.8
9	1	1:59.503	31.141	31.701	20.842	35.819	258.4
10	1	2:15.209 **B**	31.197	31.870	22.889	49.253	228.3

191 **VELOSO MOTORSPORT** — Porsche 992 GT3 Cup
1.Jean-Roch PIAT(BR/JF) — GT CUP

Lap	D	Time	Sector 1	Sector 2	Sector 3	Sector 4	T.Spd
1	1	3:20.181	1:06.451	51.271	31.858	50.601	146.9
2	1	2:15.600	36.877	35.790	23.056	39.877	253.5
3	1	2:06.302	33.566	33.762	22.276	36.698	253.5
4	1	2:05.101	32.735	32.997	21.645	37.724	257.1
5	1	2:04.086	32.845	32.868	21.715	36.658	255.3
6	1	2:04.329	33.106	32.773	21.853	36.597	257.1
7	1	2:04.392	32.968	32.951	21.849	36.624	255.9
8	1	2:05.204	32.710	33.136	22.186	37.172	255.9
9	1	2:03.724	32.692	33.104	21.809	36.119	257.8

911 **LMR MOTORSPORT** — Porsche 992 GT3 Cup
1.Leandro MARTINS — GT CUP
2.Dieter SVEPES(E)

Lap	D	Time	Sector 1	Sector 2	Sector 3	Sector 4	T.Spd
1	1	3:46.393	1:52.791	42.566	26.155	44.881	179.4
2	1	2:26.897	38.728	36.755	25.639	45.775	196.4
3	1	2:00.513	31.303	31.827	21.283	36.100	257.8
4	1	2:08.949	31.027	31.542	21.388	44.992	243.2
5	1	2:21.176	31.513	36.539	26.536	46.588	183.1
6	1	1:58.522	30.990	31.366	20.737	35.429	258.4
7	1	2:00.004	31.044	31.232	20.879	36.849	258.4
8	1	2:10.577 **B**	31.013	31.485	21.840	46.239	212.2

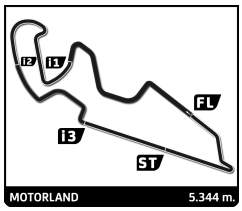

ROUND 1 - MOTORLAND

Campeonato de España GT-GT4
QUALIFYING 1

Weather Report

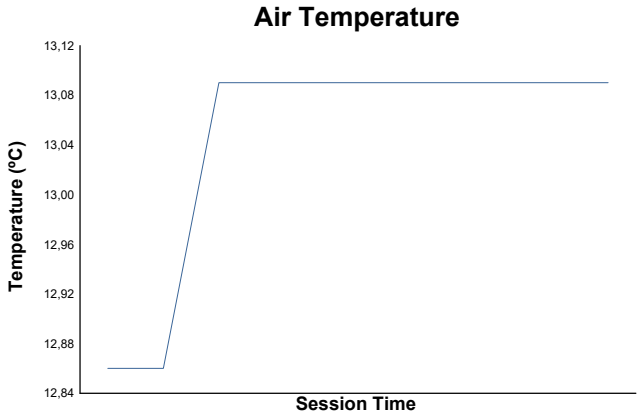

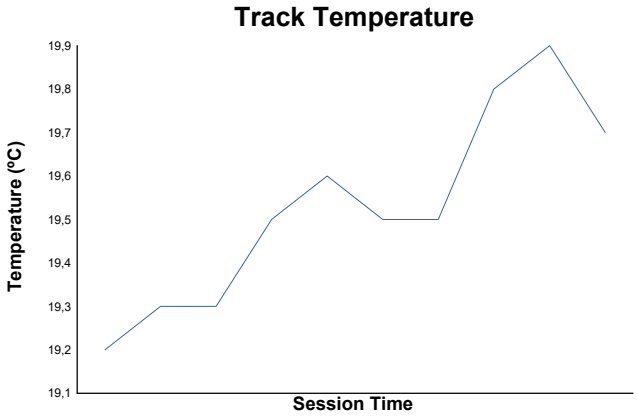

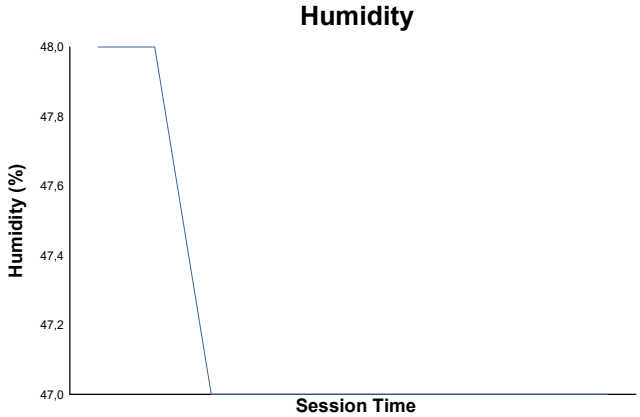

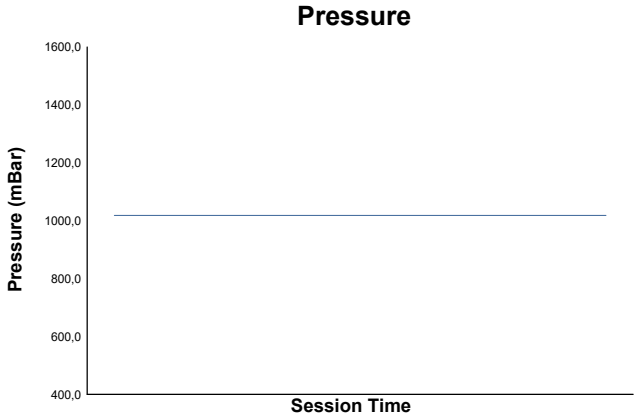

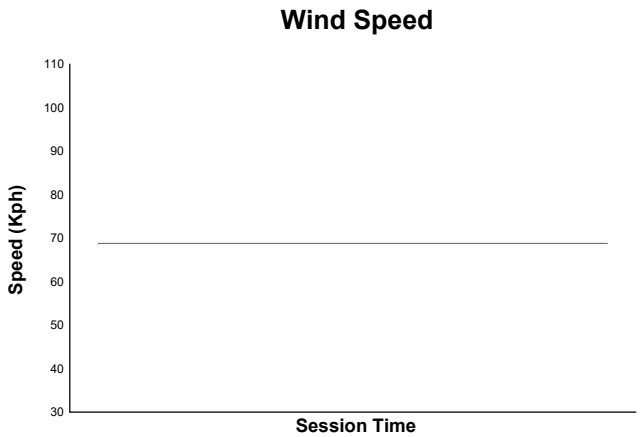



Track Status: **DRY**

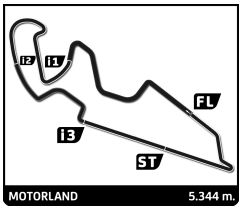

Campeonato de España GT-GT4

ROUND 1 - MOTORLAND

QUALIFYING 1

Provisional Classification

Hour	Flag	Message
11:00:29		BANDERA A CUADROS
11:00:38		PIT LANE ABIERTO
11:05:55		TRACK LIMITS #47 AT TURN 9
11:06:14		TRACK LIMITS #47 AT TURN 9
11:06:53		TODOS LOS MENSAJES DE COMUNICACIÓN DE TRACK LIMITS IMPLICA ANULACIÓN DE VUELTA
11:06:56		TODOS LOS MENSAJES DE COMUNICACIÓN DE TRACK LIMITS IMPLICA ANULACIÓN DE VUELTA
11:07:36		TRACK LIMITS # 19 #30 #911 AT TURN9
11:08:04		TRACK LIMITS # 47AT TURN 10
11:08:11		TRACK LIMITS # 47 AT TURN 10
11:09:03		TRACK LIMITS #133 AT TURN 10
11:09:28		TRACK LIMITS #15 AT TURN 9
11:10:22		TRACK LIMITS #133 AT TURN 5
11:10:33		TRACK LIMITS #13 AT TURN 9
11:11:15		TRACK LIMITS #133 AT TURN 10 WARNING FLAG
11:11:30		TRACK LIMITS #15 AT TURN 10
11:12:18		TRACK LIMITS #15 AT TURN 10
11:12:29		TRACK LIMITS #15 AT TURN 5
11:13:00		TRACK LIMITS #15 AT TURN 5 WARNING FLAG
11:13:16		TRACK LIMITS #26 AT TURN 10
11:14:06		TRACK LIMITS #30 AT TURN 9
11:15:05		TRACK LIMITS #15 AT TURN 5 WARNING FLAG
11:15:25		TRACK LIMITS #13 AT TURN 9
11:17:32		TRACK LIMITS #133 AT TURN 9
11:18:04		TRACK LIMITS #133 AT TURN 9 WARNING FLAG
11:18:24		TRACK LIMITS #911 AT TURN 9
11:19:32		TRACK LIMITS #24 AT TURN 5
11:20:12		BANDERA A CUADROS

Published at: .....

Race Director:	Timekeeper:
Maxi GUERRERO	Alberto ESTÉBANEZ

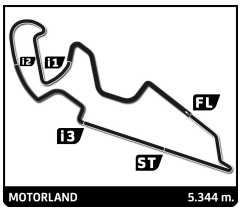

Campeonato de España GT-GT4
ROUND 1 - MOTORLAND
QUALIFYING 1

Handicaps Analysis

No	In Time Hour	In Time Elapsed	Out Time Hour	Out Time Elapsed	Pit Time	Handicap	Gap	Window	
13	**BAPORO** / Porsche 992 GT3 Cup								GT CUP
1	11:00:00.000		11:01:57.409	1:57.409	1:57.409 (117.409)				
15	**GT CORSE** / Porsche 992 GT3 Cup								GT CUP
1	11:00:00.000		11:00:22.956	22.956	22.956 (22.956)				
19	**GT CORSE** / Porsche 992 GT3 Cup								GT CUP
1	11:00:00.000		11:00:10.095	10.095	10.095 (10.095)				
22	**GT CORSE** / Porsche 992 GT3 Cup								GT CUP
1	11:00:00.000		11:02:14.888	2:14.888	2:14.888 (134.888)				
24	**GT CORSE** / BMW M4 GT4 EVO								GT4
1	11:00:00.000		11:00:12.708	12.708	12.708 (12.708)				
26	**PCR SPORT** / Mercedes AMG GT4								GT4
1	11:00:00.000		11:02:01.062	2:01.062	2:01.062 (121.062)				
30	**CHEFO SPORT** / Ligier Js2r								GPR
1	11:00:00.000		11:00:26.662	26.662	26.662 (26.662)				
36	**UCAV RACING** / Howe Mustang TA2								GPR
1	11:00:00.000		11:00:51.153	51.153	51.153 (51.153)				
47	**ROAD TO LEMANS** / Porsche 992 GT3 Cup								GT CUP
1	11:00:00.000		11:01:28.892	1:28.892	1:28.892 (88.892)				
111	**DAGO** / Audi R8								GPX
1	11:00:00.000		11:05:16.414	5:16.414	5:16.414 (316.414)				
2	11:16:08.693	16:08.693	11:18:29.640	18:29.640	2:20.947 (140.947)				
133	**VELOSO MOTORSPORT** / Porsche 992 GT3 Cup								GT CUP
1	11:00:00.000		11:00:15.962	15.962	15.962 (15.962)				
191	**VELOSO MOTORSPORT** / Porsche 992 GT3 Cup								GT CUP
1	11:00:00.000		11:00:19.618	19.618	19.618 (19.618)				
911	**LMR MOTORSPORT** / Porsche 992 GT3 Cup								GT CUP
1	11:00:00.000		11:01:11.944	1:11.944	1:11.944 (71.944)				

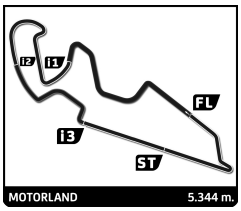

Campeonato de España GT-GT4

ROUND 1 - MOTORLAND

QUALIFYING 2

Final Classification

	No	Drivers	Team	Car	Cl.	Time	Lap	Total	Gap		Kph
1	911	L. MARTINS / D. SVEPES(E)	LMR MOTORSPORT	Porsche 992 GT3 Cup	GT CUP	1:58.184	9	9	-	-	162.8
2	133	C. VIEIRA(E) / M. LOBO	VELOSO MOTORSPORT	Porsche 992 GT3 Cup	GT CUP	1:58.583	6	10	+0.399	+0.399	162.2
3	13	J. FONT(E) / J. VINYES(E)	BAPORO	Porsche 992 GT3 Cup	GT CUP	1:58.678	4	7	+0.494	+0.095	162.1
4	22	B. GARCIA(E) / A. BARAMBIO	GT CORSE	Porsche 992 GT3 Cup	GT CUP	1:59.175	6	8	+0.991	+0.497	161.4
5	47	P. BRAS / P. BAY(E)	ROAD TO LEMANS	Porsche 992 GT3 Cup	GT CUP	2:00.062	4	8	+1.878	+0.887	160.2
6	19	S. VILLADARY(BR) / M. CAÑIZARES(BR)	GT CORSE	Porsche 992 GT3 Cup	GT CUP	2:00.224	9	9	+2.040	+0.162	160.0
7	15	S. HEBRARD(BR) / A. GOROSTIZA(JF/BR)	GT CORSE	Porsche 992 GT3 Cup	GT CUP	2:02.260	8	8	+4.076	+2.036	157.4
8	191	J. PIAT(BR/JF)	VELOSO MOTORSPORT	Porsche 992 GT3 Cup	GT CUP	2:03.774	3	10	+5.590	+1.514	155.4
9	111	P. YEREGUI / D. CARRETERO	DAGO	Audi R8	GPX	2:05.116	6	8	+6.932	+1.342	153.8
10	24	M. BERTOLIN(E)	GT CORSE	BMW M4 GT4 EVO	GT4	2:08.057	7	9	+9.873	+2.941	150.2
11	26	J. PARERA(JF/BR) / V. DASI(JF/BR)	PCR SPORT	Mercedes AMG GT4	GT4	2:10.971	7	8	+12.787	+2.914	146.9
12	30	H. VARELA(BR) / M. VARELA(BR)	CHEFO SPORT	Ligier Js2r	GPR	2:11.043	6	9	+12.859	+0.072	146.8
13	36	C. ALVAREZ(JF/BR) / J. SANTOS(BR)	UCAV RACING	Howe Mustang TA2	GPR	2:14.900	5	9	+16.716	+3.857	142.6

Fastest Lap:	Lap 9	Dieter SVEPES(E)	1:58.184	162.8 Kph

CAR #13, #19, #22, #24 & #47 - SOME LAPTIMES DELETED DUE TO TRACK LIMITS

Published at: XX:XX

Track Status: **DRY**

Stewards:
Fidel GARCÍA Adrián MAUREL Victor LASMARIAS

Timekeeper:
Alberto ESTÉBANEZ

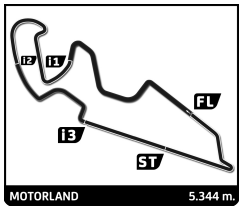

Campeonato de España GT-GT4
ROUND 1 - MOTORLAND
QUALIFYING 2

Final Classification by Class

	No	Drivers	Team	Car	Time	Lap	Total	Gap		Kph
GPR										
1	30	**H. VARELA(BR) / M. VARELA(BR)**	CHEFO SPORT	Ligier Js2r	**2:11.043**	6	9			**146.8**
2	36	**C. ALVAREZ(JF/BR) / J. SANTOS(BR)**	UCAV RACING	Howe Mustang TA2	**2:14.900**	5	9	+3.857	+3.857	**142.6**
GPX										
1	111	**P. YEREGUI / D. CARRETERO**	DAGO	Audi R8	**2:05.116**	6	8			**153.8**
GT CUP										
1	911	**L. MARTINS / D. SVEPES(E)**	LMR MOTORSPORT	Porsche 992 GT3 Cup	**1:58.184**	9	9			**162.8**
2	133	**C. VIEIRA(E) / M. LOBO**	VELOSO MOTORSPORT	Porsche 992 GT3 Cup	**1:58.583**	6	10	+0.399	+0.399	**162.2**
3	13	**J. FONT(E) / J. VINYES(E)**	BAPORO	Porsche 992 GT3 Cup	**1:58.678**	4	7	+0.494	+0.095	**162.1**
4	22	**B. GARCIA(E) / A. BARAMBIO**	GT CORSE	Porsche 992 GT3 Cup	**1:59.175**	6	8	+0.991	+0.497	**161.4**
5	47	**P. BRAS / P. BAY(E)**	ROAD TO LEMANS	Porsche 992 GT3 Cup	**2:00.062**	4	8	+1.878	+0.887	**160.2**
6	19	**S. VILLADARY(BR) / M. CAÑIZARES(BR)**	GT CORSE	Porsche 992 GT3 Cup	**2:00.224**	9	9	+2.040	+0.162	**160.0**
7	15	**S. HEBRARD(BR) / A. GOROSTIZA(JF/BR)**	GT CORSE	Porsche 992 GT3 Cup	**2:02.260**	8	8	+4.076	+2.036	**157.4**
8	191	**J. PIAT(BR/JF)**	VELOSO MOTORSPORT	Porsche 992 GT3 Cup	**2:03.774**	3	10	+5.590	+1.514	**155.4**
GT4										
1	24	**M. BERTOLIN(E)**	GT CORSE	BMW M4 GT4 EVO	**2:08.057**	7	9			**150.2**
2	26	**J. PARERA(JF/BR) / V. DASI(JF/BR)**	PCR SPORT	Mercedes AMG GT4	**2:10.971**	7	8	+2.914	+2.914	**146.9**

CAR #13, #19, #22, #24 & #47 - SOME LAPTIMES DELETED DUE TO TRACK LIMITS

Published at: XX:XX

Track Status: **DRY**

Stewards:
Fidel GARCÍA Adrián MAUREL Victor LASMARIAS

Timekeeper:
Alberto ESTÉBANEZ

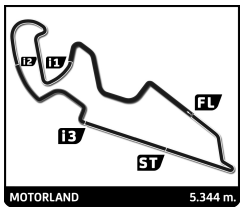

Campeonato de España GT-GT4

ROUND 1 - MOTORLAND

QUALIFYING 2

Provisional Classification by Driver Fastest Lap

	No	Team	Car	Class	Driver	Time	Lap	Total	Gap		Kph
1	911	LMR MOTORSPORT	Porsche 992 GT3 Cup	GT CUP	Dieter SVEPES(E)	1:58.184	9	9			162.8
2	133	VELOSO MOTORSPORT	Porsche 992 GT3 Cup	GT CUP	Miguel LOBO	1:58.583	6	10	0.399	0.399	162.2
3	13	BAPORO	Porsche 992 GT3 Cup	GT CUP	Joan VINYES(E)	1:58.678	4	7	0.494	0.095	162.1
4	22	GT CORSE	Porsche 992 GT3 Cup	GT CUP	Alejandro BARAMBIO	1:59.175	6	8	0.991	0.497	161.4
5	47	ROAD TO LEMANS	Porsche 992 GT3 Cup	GT CUP	Patrick L. BAY(E)	2:00.062	4	8	1.878	0.887	160.2
6	19	GT CORSE	Porsche 992 GT3 Cup	GT CUP	Manuel CAÑIZARES(BR)	2:00.224	9	9	2.040	0.162	160.0
7	15	GT CORSE	Porsche 992 GT3 Cup	GT CUP	Asier GOROSTIZA(JF/BR)	2:02.260	8	8	4.076	2.036	157.4
8	191	VELOSO MOTORSPORT	Porsche 992 GT3 Cup	GT CUP	Jean-Roch PIAT(BR/JF)	2:03.774	3	10	5.590	1.514	155.4
9	111	DAGO	Audi R8	GPX	Daniel CARRETERO	2:05.116	6	8	6.932	1.342	153.8
10	24	GT CORSE	BMW M4 GT4 EVO	GT4	Manuel BERTOLIN(E)	2:08.057	7	9	9.873	2.941	150.2
11	26	PCR SPORT	Mercedes AMG GT4	GT4	Vicente DASI(JF/BR)	2:10.971	7	8	12.787	2.914	146.9
12	30	CHEFO SPORT	Ligier Js2r	GPR	Máximo VARELA(BR)	2:11.043	6	9	12.859	0.072	146.8
13	36	UCAV RACING	Howe Mustang TA2	GPR	José SANTOS(BR)	2:14.900	5	9	16.716	3.857	142.6
14	13	BAPORO	Porsche 992 GT3 Cup	GT CUP	Jaume Font FONT(E)						
15	15	GT CORSE	Porsche 992 GT3 Cup	GT CUP	Sacha HEBRARD(BR)						
16	19	GT CORSE	Porsche 992 GT3 Cup	GT CUP	Sebastián VILLADARY(BR)						
17	22	GT CORSE	Porsche 992 GT3 Cup	GT CUP	Borja GARCIA(E)						
18	26	PCR SPORT	Mercedes AMG GT4	GT4	Josep PARERA(JF/BR)						
19	30	CHEFO SPORT	Ligier Js2r	GPR	Henrique VARELA(BR)						
20	36	UCAV RACING	Howe Mustang TA2	GPR	Carlos ALVAREZ(JF/BR)						
21	47	ROAD TO LEMANS	Porsche 992 GT3 Cup	GT CUP	Pablo V. BRAS						
22	111	DAGO	Audi R8	GPX	Pablo YEREGUI						
23	133	VELOSO MOTORSPORT	Porsche 992 GT3 Cup	GT CUP	Carlos VIEIRA(E)						
24	911	LMR MOTORSPORT	Porsche 992 GT3 Cup	GT CUP	Leandro MARTINS						

Published at: XX:XX

Race Director:	Timekeeper:
Maxi GUERRERO	Alberto ESTÉBANEZ

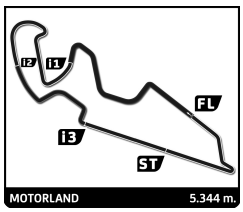

Campeonato de España GT-GT4

ROUND 1 - MOTORLAND

QUALIFYING 2

Best Sector Times

	Sector 1			Sector 2			Sector 3			Sector 4							
	No	Driver	Time	No	Driver	Time	No	Driver	Time	No	Driver	Time		No	Ideal Lap	Best Lap	
1	911	D.SVEPES(E)	30.570	911	D.SVEPES(E)	31.071	133	M.LOBO	20.412	911	D.SVEPES(E)	35.268	1	911	1:57.461	1:58.184	(1)
2	133	M.LOBO	30.905	133	M.LOBO	31.220	911	D.SVEPES(E)	20.552	13	J.VINYES(E)	35.585	2	133	1:58.181	1:58.583	(2)
3	13	J.VINYES(E)	31.017	22	A.BARAMBIO	31.275	13	J.VINYES(E)	20.627	133	M.LOBO	35.644	3	13	1:58.678	1:58.678	(3)
4	22	A.BARAMBIO	31.263	13	J.VINYES(E)	31.449	22	A.BARAMBIO	20.860	22	A.BARAMBIO	35.645	4	22	1:59.043	1:59.175	(4)
5	47	P.BAY(E)	31.319	47	P.BAY(E)	31.599	47	P.BAY(E)	20.865	47	P.BAY(E)	35.850	5	47	1:59.633	2:00.062	(5)
6	19	M.CAÑIZARES(BR)	31.523	19	M.CAÑIZARES(BR)	31.700	19	M.CAÑIZARES(BR)	20.965	19	M.CAÑIZARES(BR)	36.029	6	19	2:00.217	2:00.224	(6)
7	15	A.GOROSTIZA(JF/BR)	32.070	15	A.GOROSTIZA(JF/BR)	31.935	15	A.GOROSTIZA(JF/BR)	21.159	191	J.PIAT(BR/JF)	36.040	7	15	2:01.587	2:02.260	(7)
8	191	J.PIAT(BR/JF)	32.260	191	J.PIAT(BR/JF)	32.571	191	J.PIAT(BR/JF)	21.369	111	D.CARRETERO	36.336	8	191	2:02.240	2:03.774	(8)
9	111	D.CARRETERO	33.411	111	D.CARRETERO	33.099	24	M.BERTOLIN(E)	21.651	15	A.GOROSTIZA(JF/BR)	36.423	9	111	2:04.988	2:05.116	(9)
10	24	M.BERTOLIN(E)	33.575	24	M.BERTOLIN(E)	33.702	111	D.CARRETERO	22.142	24	M.BERTOLIN(E)	39.129	10	24	2:08.057	2:08.057	(10)
11	30	M.VARELA(BR)	34.410	30	M.VARELA(BR)	34.439	26	V.DASI(JF/BR)	22.559	26	V.DASI(JF/BR)	39.253	11	26	2:10.968	2:10.971	(11)
12	26	V.DASI(JF/BR)	34.655	26	V.DASI(JF/BR)	34.501	30	M.VARELA(BR)	22.639	36	J.SANTOS(BR)	39.289	12	30	2:10.992	2:11.043	(12)
13	36	J.SANTOS(BR)	35.712	36	J.SANTOS(BR)	34.639	36	J.SANTOS(BR)	23.102	30	M.VARELA(BR)	39.504	13	36	2:12.742	2:14.900	(13)

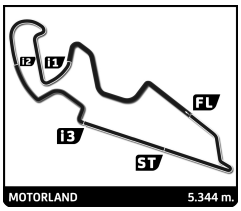

Campeonato de España GT-GT4

ROUND 1 - MOTORLAND

QUALIFYING 2

Best Top Speed

	Team	Car	Class	Top Speed	Top 1		Top 2		Top 3		Top 4		Top 5		
					Kph	Lap	Kph	Lap	Kph	Lap	Kph	Lap	Kph	Lap	Avg
111	DAGO	Audi R8	GPX	D. CARRETERO	269.3	6	268.7	4	268.7	7	268.0	2	268.0	5	268,5
13	BAPORO	Porsche 992 GT3 Cup	GT CUP	J. VINYES(E)	263.4	3	259.6	4	259.6	5	257.8	2	252.3	1	258,5
911	LMR MOTORSPORT	Porsche 992 GT3 Cup	GT CUP	D. SVEPES(E)	262.1	4	260.9	5	260.9	8	260.9	9	259.6	3	260,9
191	VELOSO MOTORSPORT	Porsche 992 GT3 Cup	GT CUP	J. PIAT(BR/JF	260.9	9	257.8	7	257.8	4	257.1	3	256.5	8	258,0
22	GT CORSE	Porsche 992 GT3 Cup	GT CUP	A. BARAMBIO	260.2	4	258.4	3	258.4	8	257.8	5	257.8	6	258,5
133	VELOSO MOTORSPORT	Porsche 992 GT3 Cup	GT CUP	M. LOBO	260.2	4	258.4	10	258.4	6	258.4	3	255.9	2	258,3
19	GT CORSE	Porsche 992 GT3 Cup	GT CUP	M. CAÑIZARES(BR)	259.6	4	259.6	5	259.6	9	259.0	6	259.0	8	259,4
47	ROAD TO LEMANS	Porsche 992 GT3 Cup	GT CUP	P. BAY(E)	258.4	5	258.4	6	257.1	4	257.1	8	256.5	2	257,5
36	UCAV RACING	Howe Mustang TA2	GPR	J. SANTOS(BR)	246.6	8	246.0	5	245.5	6	244.3	7	243.8	3	245,2
26	PCR SPORT	Mercedes AMG GT4	GT4	V. DASI(JF/BR)	237.4	5	236.8	4	236.8	6	236.8	7	236.3	3	236,8
24	GT CORSE	BMW M4 GT4 EVO	GT4	M. BERTOLIN(E)	235.3	4	235.3	5	235.3	8	234.3	7	232.8	2	234,6
30	CHEFO SPORT	Ligier Js2r	GPR	M. VARELA(BR)	233.8	4	233.3	7	232.8	6	231.8	3	231.8	5	232,7
15	GT CORSE	Porsche 992 GT3 Cup	GT CUP	A. GOROSTIZA(JF/BR)											

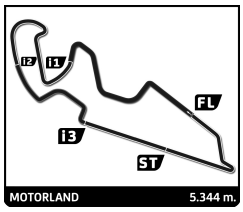

Campeonato de España GT-GT4

ROUND 1 - MOTORLAND

QUALIFYING 2

Fastest Lap Sequence

Elapsed	No	Team	Car	Class	Driver	Time	Kph	Lap
4:57.118	**911**	LMR MOTORSPORT	Porsche 992 GT3 Cup	GT CUP	**Dieter SVEPES(E)**	**2:11.760**	146.0	2
4:59.799	**133**	VELOSO MOTORSPORT	Porsche 992 GT3 Cup	GT CUP	**Miguel LOBO**	**2:06.171**	152.5	2
6:44.640	**13**	BAPORO	Porsche 992 GT3 Cup	GT CUP	**Joan VINYES(E)**	**2:05.948**	152.7	2
6:57.586	**911**	LMR MOTORSPORT	Porsche 992 GT3 Cup	GT CUP	**Dieter SVEPES(E)**	**2:00.468**	159.7	3
6:58.915	**133**	VELOSO MOTORSPORT	Porsche 992 GT3 Cup	GT CUP	**Miguel LOBO**	**1:59.116**	161.5	3
8:56.028	**911**	LMR MOTORSPORT	Porsche 992 GT3 Cup	GT CUP	**Dieter SVEPES(E)**	**1:58.442**	162.4	4
10:54.264	**911**	LMR MOTORSPORT	Porsche 992 GT3 Cup	GT CUP	**Dieter SVEPES(E)**	**1:58.236**	162.7	5
20:10.142	**911**	LMR MOTORSPORT	Porsche 992 GT3 Cup	GT CUP	**Dieter SVEPES(E)**	**1:58.184**	162.8	9

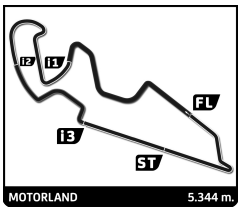

Campeonato de España GT-GT4
ROUND 1 - MOTORLAND
QUALIFYING 2

Sector Analysis

Personal Best | Session Best | **B** Crossing the pit lane

13 — BAPORO — Porsche 992 GT3 Cup — GT CUP
1.Jaume Font FONT(E)
2.Joan VINYES(E)

Lap	D	Time	Sector 1	Sector 2	Sector 3	Sector 4	T.Spd
1	2	4:38.692	2:58.233	38.783	23.743	37.933	252.3
2	2	2:05.948	33.715	32.931	22.589	36.713	257.8
3	2	1:59.968	31.548	31.630	20.893	35.897	263.4
4	2	1:58.678	31.017	31.449	20.627	35.585	259.6
5	2	2:05.774	32.322	35.936	21.569	35.947	259.6
6	2	2:09.721	30.779	31.311	20.752	46.879	159.8
7	2	2:15.459 B	30.991	31.143	20.887	52.438	217.7

15 — GT CORSE — Porsche 992 GT3 Cup — GT CUP
1.Sacha HEBRARD(BR)
2.Asier GOROSTIZA(JF/BR)

Lap	D	Time	Sector 1	Sector 2	Sector 3	Sector 4	T.Spd
1	2	5:32.063	3:31.147	42.059	29.837	49.020	
2	2	2:18.201	37.423	36.057	25.588	39.133	
3	2	2:06.304	33.950	33.409	21.745	37.200	
4	2	2:29.613	53.421	36.419	22.174	37.599	
5	2	2:03.408	32.554	32.563	21.189	37.102	
6	2	2:10.637	35.784	34.729	22.833	37.291	
7	2	2:02.472	32.082	32.808	21.159	36.423	
8	2	2:02.260	32.070	31.935	21.471	36.784	

19 — GT CORSE — Porsche 992 GT3 Cup — GT CUP
1.Sebastián VILLADARY(BF
2.Manuel CAÑIZARES(BR)

Lap	D	Time	Sector 1	Sector 2	Sector 3	Sector 4	T.Spd
1	2	3:12.813	1:25.795	39.875	26.654	40.489	232.3
2	2	2:22.639	35.136	33.411	22.734	51.358	155.6
3	2	2:02.160	32.298	32.087	21.232	36.543	257.1
4	2	1:59.940	31.681	31.636	21.062	35.561	259.6
5	2	2:00.218	31.519	31.773	20.982	35.944	259.6
6	2	2:00.835	31.529	32.108	21.118	36.080	259.0
7	2	2:13.678 B	31.922	33.305	22.079	46.372	255.3
8	2	2:41.818	1:12.385	32.330	21.074	36.029	259.0
9	2	2:00.224	31.523	31.700	20.965	36.036	259.6

22 — GT CORSE — Porsche 992 GT3 Cup — GT CUP
1.Borja GARCIA(E)
2.Alejandro BARAMBIO

Lap	D	Time	Sector 1	Sector 2	Sector 3	Sector 4	T.Spd
1	2	2:50.053	58.969	41.350	26.961	42.773	220.9
2	2	2:15.637	37.320	33.865	24.308	40.144	227.4
3	2	2:00.350	32.103	31.661	20.954	35.632	258.4
4	2	2:00.020	31.792	31.484	20.880	35.864	260.2
5	2	1:59.586	31.264	31.498	21.152	35.672	257.8
6	2	1:59.175	31.263	31.407	20.860	35.645	257.8
7	2	2:19.480	37.111	36.349	26.412	39.608	227.4
8	2	2:10.473 B	31.492	31.275	20.867	46.839	258.4

24 — GT CORSE — BMW M4 GT4 EVO — GT4
1.Manuel BERTOLIN(E)

Lap	D	Time	Sector 1	Sector 2	Sector 3	Sector 4	T.Spd
1	1	3:22.717	1:43.028	35.906	23.943	39.840	231.8
2	1	2:15.859	34.614	37.322	24.161	39.762	232.8
3	1	2:09.510	34.024	33.763	22.363	39.360	232.8
4	1	2:09.611	33.867	33.882	21.805	40.057	235.3
5	1	2:07.597	33.127	33.670	21.689	39.111	235.3
6	1	2:34.899	42.895	41.833	27.509	42.662	219.5
7	1	2:08.057	33.575	33.702	21.651	39.129	234.3
8	1	2:07.901	33.165	33.465	21.608	39.663	235.3
9	1	2:59.053 B	41.845	45.020	28.024	1:04.164	144.2

26 — PCR SPORT — Mercedes AMG GT4 — GT4
1.Josep PARERA(JF/BR)
2.Vicente DASI(JF/BR)

Lap	D	Time	Sector 1	Sector 2	Sector 3	Sector 4	T.Spd
1	2	2:59.806	1:03.664	44.934	27.090	44.118	232.8
2	2	2:17.960	38.460	36.023	23.683	39.794	235.8
3	2	2:12.268	35.315	34.950	22.684	39.319	236.3
4	2	2:13.932	34.723	35.078	24.444	39.687	236.8
5	2	2:12.772	35.082	34.675	23.478	39.537	237.4
6	2	2:11.461	34.877	34.681	22.559	39.344	236.8
7	2	2:10.971	34.655	34.501	22.562	39.253	236.8
8	2	3:07.088 B	49.704	44.142	30.311	1:02.931	156.3

30 — CHEFO SPORT — Ligier Js2r — GPR
1.Henrique VARELA(BR)
2.Máximo VARELA(BR)

Lap	D	Time	Sector 1	Sector 2	Sector 3	Sector 4	T.Spd
1	2	3:19.818	1:22.255	42.827	28.954	45.782	187.5
2	2	2:30.004	39.102	36.707	28.491	45.704	193.5
3	2	2:13.103	35.199	34.549	23.275	40.080	231.8
4	2	2:11.964	34.979	34.553	22.652	39.780	233.8
5	2	2:21.172	35.781	39.702	25.187	40.502	231.8
6	2	2:11.043	34.461	34.439	22.639	39.504	232.8
7	2	2:11.519	34.423	34.551	22.674	39.871	233.3
8	2	2:23.144	38.994	38.254	24.810	41.086	230.3
9	2	2:15.401	34.410	34.833	26.268	39.890	230.3

36 — UCAV RACING — Howe Mustang TA2 — GPR
1.Carlos ALVAREZ(JF/BR)
2.José SANTOS(BR)

Lap	D	Time	Sector 1	Sector 2	Sector 3	Sector 4	T.Spd
1	2	3:00.235	1:02.244	42.761	28.007	47.223	214.7
2	2	2:25.287	39.154	36.947	27.459	41.727	237.4
3	2	2:27.205	37.795	36.761	32.088	40.561	243.8
4	2	2:17.420	37.482	36.159	24.002	39.777	243.8
5	2	2:14.900	36.302	35.380	23.929	39.289	246.0
6	2	2:17.491	37.511	35.433	24.105	40.442	245.5
7	2	2:15.197	36.641	35.386	23.320	39.850	244.3
8	2	2:15.277	36.528	34.639	23.897	40.213	246.6
9	2	2:22.542 B	35.712	34.727	23.102	49.001	241.6

47 — ROAD TO LEMANS — Porsche 992 GT3 Cup — GT CUP
1.Pablo V. BRAS
2.Patrick L. BAY(E)

Lap	D	Time	Sector 1	Sector 2	Sector 3	Sector 4	T.Spd
1	2	4:15.866	2:01.519	52.307	31.766	50.274	142.9
2	2	2:09.037	37.043	34.226	21.399	36.369	256.5
3	2	2:00.941	31.810	31.599	21.269	36.263	255.9
4	2	2:00.062	31.319	31.609	21.165	35.969	257.1
5	2	2:01.079	32.275	32.089	20.865	35.850	258.4
6	2	2:02.792	32.412	32.222	21.202	36.956	258.4
7	2	2:00.870	31.447	31.676	21.134	36.613	255.9
8	2	2:14.254 B	32.697	31.849	26.932	42.776	257.1

111 — DAGO — Audi R8 — GPX
1.Pablo YEREGUI
2.Daniel CARRETERO

Lap	D	Time	Sector 1	Sector 2	Sector 3	Sector 4	T.Spd
1	2	2:49.169	1:00.203	40.910	27.243	40.813	260.9
2	2	2:19.087	40.300	35.777	24.227	38.783	268.0
3	2	2:08.945	35.253	34.145	22.578	36.969	267.3
4	2	2:06.357	33.925	33.226	22.333	36.873	268.7
5	2	2:06.251	33.506	33.525	22.474	36.746	268.0
6	2	2:05.116	33.411	33.153	22.216	36.336	269.3
7	2	2:05.493	33.567	33.099	22.142	36.685	268.7
8	2	2:47.901 B	38.794	40.747	28.925	59.435	160.7

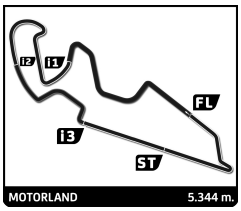

Campeonato de España GT-GT4
ROUND 1 - MOTORLAND
QUALIFYING 2

Sector Analysis

Personal Best | Session Best | **B** Crossing the pit lane

133 — VELOSO MOTORSPORT
1.Carlos VIEIRA(E)
2.Miguel LOBO
Porsche 992 GT3 Cup
GT CUP

Lap	D	Time	Sector 1	Sector 2	Sector 3	Sector 4	T.Spd
1	2	2:53.628	1:07.526	40.600	25.390	40.112	229.8
2	2	2:06.171	33.708	32.500	21.679	38.284	255.9
3	2	1:59.116	31.283	31.547	20.601	35.685	258.4
4	2	1:58.627	31.351	31.220	20.412	35.644	260.2
5	2	2:05.978	31.329	33.154	23.529	37.966	252.9
6	2	1:58.583	30.905	31.380	20.652	35.646	258.4
7	2	2:04.985	31.313	32.646	22.689	38.337	233.3
8	2	2:04.193	31.264	32.942	21.732	38.255	251.2
9	2	2:10.262	31.269	31.342	21.745	45.906	118.4
10	2	2:10.572 **B**	31.264	32.015	22.264	45.029	258.4

191 — VELOSO MOTORSPORT
1.Jean-Roch PIAT(BR/JF)
Porsche 992 GT3 Cup
GT CUP

Lap	D	Time	Sector 1	Sector 2	Sector 3	Sector 4	T.Spd
1	1	2:49.643	1:07.648	37.325	23.974	40.696	255.3
2	1	2:11.809	36.163	33.971	22.906	38.769	254.1
3	1	2:03.774	32.838	32.803	22.093	36.040	257.1
4	1	2:05.066	33.478	33.143	21.759	36.686	257.8
5	1	2:14.835	32.695	39.973	25.060	37.107	255.3
6	1	2:05.700	33.393	33.418	22.184	36.705	256.5
7	1	2:03.837	33.504	32.571	21.369	36.393	257.8
8	1	2:04.346	32.260	33.065	22.022	36.999	256.5
9	1	2:03.969	32.530	33.209	21.999	36.231	260.9
10	1	2:20.253 **B**	32.410	34.685	23.969	49.189	240.5

911 — LMR MOTORSPORT
1.Leandro MARTINS
2.Dieter SVEPES(E)
Porsche 992 GT3 Cup
GT CUP

Lap	D	Time	Sector 1	Sector 2	Sector 3	Sector 4	T.Spd
1	2	2:45.358	59.512	39.056	25.089	41.701	188.2
2	2	2:11.760	34.801	36.164	23.742	37.053	253.5
3	2	2:00.468	32.030	31.800	20.739	35.899	259.6
4	2	1:58.442	31.144	31.282	20.563	35.453	262.1
5	2	1:58.236	31.178	31.071	20.633	35.354	260.9
6	2	2:09.749 **B**	30.570	31.355	21.171	46.653	217.3
7	2	3:09.246	1:36.825	33.409	22.049	36.963	234.3
8	2	1:58.699	30.998	31.255	20.914	35.532	260.9
9	2	1:58.184	30.813	31.551	20.552	35.268	260.9

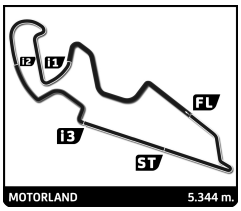

Campeonato de España GT-GT4
ROUND 1 - MOTORLAND
QUALIFYING 2

Sector Analysis

Personal Best | Session Best | **B** Crossing the pit lane

13 — BAPORO — Porsche 992 GT3 Cup — GT CUP
1.Jaume Font FONT(E)
2.Joan VINYES(E)

Lap	D	Time	Sector 1	Sector 2	Sector 3	Sector 4	T.Spd
1	2	4:38.692	2:58.233	38.783	23.743	37.933	252.3
2	2	2:05.948	33.715	32.931	22.589	36.713	257.8
3	2	1:59.968	31.548	31.630	20.893	35.897	263.4
4	2	1:58.678	31.017	31.449	20.627	35.585	259.6
5	2	2:05.774	32.322	35.936	21.569	35.947	259.6
6	2	2:09.721	30.779	31.311	20.752	46.879	159.8
7	2	2:15.459 B	30.991	31.143	20.887	52.438	217.7

15 — GT CORSE — Porsche 992 GT3 Cup — GT CUP
1.Sacha HEBRARD(BR)
2.Asier GOROSTIZA(JF/BR)

Lap	D	Time	Sector 1	Sector 2	Sector 3	Sector 4	T.Spd
1	2	5:32.063	3:31.147	42.059	29.837	49.020	
2	2	2:18.201	37.423	36.057	25.588	39.133	
3	2	2:06.304	33.950	33.409	21.745	37.200	
4	2	2:29.613	53.421	36.419	22.174	37.599	
5	2	2:03.408	32.554	32.563	21.189	37.102	
6	2	2:10.637	35.784	34.729	22.833	37.291	
7	2	2:02.472	32.082	32.808	21.159	36.423	
8	2	2:02.260	32.070	31.935	21.471	36.784	

19 — GT CORSE — Porsche 992 GT3 Cup — GT CUP
1.Sebastián VILLADARY(BF
2.Manuel CAÑIZARES(BR)

Lap	D	Time	Sector 1	Sector 2	Sector 3	Sector 4	T.Spd
1	2	3:12.813	1:25.795	39.875	26.654	40.489	232.3
2	2	2:22.639	35.136	33.411	22.734	51.358	155.6
3	2	2:02.160	32.298	32.087	21.232	36.543	257.1
4	2	1:59.940	31.681	31.636	21.062	35.561	259.6
5	2	2:00.218	31.519	31.773	20.982	35.944	259.6
6	2	2:00.835	31.529	32.108	21.118	36.080	259.0
7	2	2:13.678 B	31.922	33.305	22.079	46.372	255.3
8	2	2:41.818	1:12.385	32.330	21.074	36.029	259.0
9	2	2:00.224	31.523	31.700	20.965	36.036	259.6

22 — GT CORSE — Porsche 992 GT3 Cup — GT CUP
1.Borja GARCIA(E)
2.Alejandro BARAMBIO

Lap	D	Time	Sector 1	Sector 2	Sector 3	Sector 4	T.Spd
1	2	2:50.053	58.969	41.350	26.961	42.773	220.9
2	2	2:15.637	37.320	33.865	24.308	40.144	227.4
3	2	2:00.350	32.103	31.661	20.954	35.632	258.4
4	2	2:00.020	31.792	31.484	20.880	35.864	260.2
5	2	1:59.586	31.264	31.498	21.152	35.672	257.8
6	2	1:59.175	31.263	31.407	20.860	35.645	257.8
7	2	2:19.480	37.111	36.349	26.412	39.608	227.4
8	2	2:10.473 B	31.492	31.275	20.867	46.839	258.4

24 — GT CORSE — BMW M4 GT4 EVO — GT4
1.Manuel BERTOLIN(E)

Lap	D	Time	Sector 1	Sector 2	Sector 3	Sector 4	T.Spd
1	1	3:22.717	1:43.028	35.906	23.943	39.840	231.8
2	1	2:15.859	34.614	37.322	24.161	39.762	232.8
3	1	2:09.510	34.024	33.763	22.363	39.360	232.8
4	1	2:09.611	33.867	33.882	21.805	40.057	235.3
5	1	2:07.597	33.127	33.670	21.689	39.111	235.3
6	1	2:34.899	42.895	41.833	27.509	42.662	219.5
7	1	2:08.057	33.575	33.702	21.651	39.129	234.3
8	1	2:07.901	33.165	33.465	21.608	39.663	235.3
9	1	2:59.053 B	41.845	45.020	28.024	1:04.164	144.2

26 — PCR SPORT — Mercedes AMG GT4 — GT4
1.Josep PARERA(JF/BR)
2.Vicente DASI(JF/BR)

Lap	D	Time	Sector 1	Sector 2	Sector 3	Sector 4	T.Spd
1	2	2:59.806	1:03.664	44.934	27.090	44.118	232.8
2	2	2:17.960	38.460	36.023	23.683	39.794	235.8
3	2	2:12.268	35.315	34.950	22.684	39.319	236.3
4	2	2:13.932	34.723	35.078	24.444	39.687	236.8
5	2	2:12.772	35.082	34.675	23.478	39.537	237.4
6	2	2:11.461	34.877	34.681	22.559	39.344	236.8
7	2	2:10.971	34.655	34.501	22.562	39.253	236.8
8	2	3:07.088 B	49.704	44.142	30.311	1:02.931	156.3

30 — CHEFO SPORT — Ligier Js2r — GPR
1.Henrique VARELA(BR)
2.Máximo VARELA(BR)

Lap	D	Time	Sector 1	Sector 2	Sector 3	Sector 4	T.Spd
1	2	3:19.818	1:22.255	42.827	28.954	45.782	187.5
2	2	2:30.004	39.102	36.707	28.491	45.704	193.5
3	2	2:13.103	35.199	34.549	23.275	40.080	231.8
4	2	2:11.964	34.979	34.553	22.652	39.780	233.8
5	2	2:21.172	35.781	39.702	25.187	40.502	231.8
6	2	2:11.043	34.461	34.439	22.639	39.504	232.8
7	2	2:11.519	34.423	34.551	22.674	39.871	233.3
8	2	2:23.144	38.994	38.254	24.810	41.086	230.3
9	2	2:15.401	34.410	34.833	26.268	39.890	230.3

36 — UCAV RACING — Howe Mustang TA2 — GPR
1.Carlos ALVAREZ(JF/BR)
2.José SANTOS(BR)

Lap	D	Time	Sector 1	Sector 2	Sector 3	Sector 4	T.Spd
1	2	3:00.235	1:02.244	42.761	28.007	47.223	214.7
2	2	2:25.287	39.154	36.947	27.459	41.727	237.4
3	2	2:27.205	37.795	36.761	32.088	40.561	243.8
4	2	2:17.420	37.482	36.159	24.002	39.777	243.8
5	2	2:14.900	36.302	35.380	23.929	39.289	246.0
6	2	2:17.491	37.511	35.433	24.105	40.442	245.5
7	2	2:15.197	36.641	35.386	23.320	39.850	244.3
8	2	2:15.277	36.528	34.639	23.897	40.213	246.6
9	2	2:22.542 B	35.712	34.727	23.102	49.001	241.6

47 — ROAD TO LEMANS — Porsche 992 GT3 Cup — GT CUP
1.Pablo V. BRAS
2.Patrick L. BAY(E)

Lap	D	Time	Sector 1	Sector 2	Sector 3	Sector 4	T.Spd
1	2	4:15.866	2:01.519	52.307	31.766	50.274	142.9
2	2	2:09.037	37.043	34.226	21.399	36.369	256.5
3	2	2:00.941	31.810	31.599	21.269	36.263	255.9
4	2	2:00.062	31.319	31.609	21.165	35.969	257.1
5	2	2:01.079	32.275	32.089	20.865	35.850	258.4
6	2	2:02.792	32.412	32.222	21.202	36.956	258.4
7	2	2:00.870	31.447	31.676	21.134	36.613	255.9
8	2	2:14.254 B	32.697	31.849	26.932	42.776	257.1

111 — DAGO — Audi R8 — GPX
1.Pablo YEREGUI
2.Daniel CARRETERO

Lap	D	Time	Sector 1	Sector 2	Sector 3	Sector 4	T.Spd
1	2	2:49.169	1:00.203	40.910	27.243	40.813	260.9
2	2	2:19.087	40.300	35.777	24.227	38.783	268.0
3	2	2:08.945	35.253	34.145	22.578	36.969	267.3
4	2	2:06.357	33.925	33.226	22.333	36.873	268.7
5	2	2:06.251	33.506	33.525	22.474	36.746	268.0
6	2	2:05.116	33.411	33.153	22.216	36.336	269.3
7	2	2:05.493	33.567	33.099	22.142	36.685	268.7
8	2	2:47.901 B	38.794	40.747	28.925	59.435	160.7

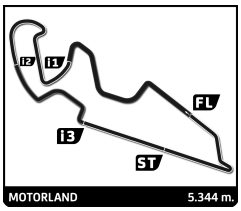

Campeonato de España GT-GT4
ROUND 1 - MOTORLAND
QUALIFYING 2

Sector Analysis

Personal Best | Session Best | **B** Crossing the pit lane

133 — VELOSO MOTORSPORT
1.Carlos VIEIRA(E)
2.Miguel LOBO
Porsche 992 GT3 Cup
GT CUP

Lap	D	Time	Sector 1	Sector 2	Sector 3	Sector 4	T.Spd
1	2	2:53.628	1:07.526	40.600	25.390	40.112	229.8
2	2	2:06.171	33.708	32.500	21.679	38.284	255.9
3	2	1:59.116	31.283	31.547	20.601	35.685	258.4
4	2	1:58.627	31.351	31.220	20.412	35.644	260.2
5	2	2:05.978	31.329	33.154	23.529	37.966	252.9
6	2	1:58.583	30.905	31.380	20.652	35.646	258.4
7	2	2:04.985	31.313	32.646	22.689	38.337	233.3
8	2	2:04.193	31.264	32.942	21.732	38.255	251.2
9	2	2:10.262	31.269	31.342	21.745	45.906	118.4
10	2	2:10.572 **B**	31.264	32.015	22.264	45.029	258.4

191 — VELOSO MOTORSPORT
1.Jean-Roch PIAT(BR/JF)
Porsche 992 GT3 Cup
GT CUP

Lap	D	Time	Sector 1	Sector 2	Sector 3	Sector 4	T.Spd
1	1	2:49.643	1:07.648	37.325	23.974	40.696	255.3
2	1	2:11.809	36.163	33.971	22.906	38.769	254.1
3	1	2:03.774	32.838	32.803	22.093	36.040	257.1
4	1	2:05.066	33.478	33.143	21.759	36.686	257.8
5	1	2:14.835	32.695	39.973	25.060	37.107	255.3
6	1	2:05.700	33.393	33.418	22.184	36.705	256.5
7	1	2:03.837	33.504	32.571	21.369	36.393	257.8
8	1	2:04.346	32.260	33.065	22.022	36.999	256.5
9	1	2:03.969	32.530	33.209	21.999	36.231	260.9
10	1	2:20.253 **B**	32.410	34.685	23.969	49.189	240.5

911 — LMR MOTORSPORT
1.Leandro MARTINS
2.Dieter SVEPES(E)
Porsche 992 GT3 Cup
GT CUP

Lap	D	Time	Sector 1	Sector 2	Sector 3	Sector 4	T.Spd
1	2	2:45.358	59.512	39.056	25.089	41.701	188.2
2	2	2:11.760	34.801	36.164	23.742	37.053	253.5
3	2	2:00.468	32.030	31.800	20.739	35.899	259.6
4	2	1:58.442	31.144	31.282	20.563	35.453	262.1
5	2	1:58.236	31.178	31.071	20.633	35.354	260.9
6	2	2:09.749 **B**	30.570	31.355	21.171	46.653	217.3
7	2	3:09.246	1:36.825	33.409	22.049	36.963	234.3
8	2	1:58.699	30.998	31.255	20.914	35.532	260.9
9	2	1:58.184	30.813	31.551	20.552	35.268	260.9

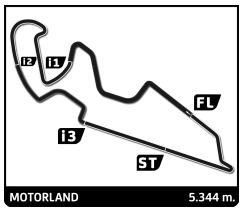

ROUND 1 - MOTORLAND

Campeonato de España GT-GT4
QUALIFYING 2

Weather Report

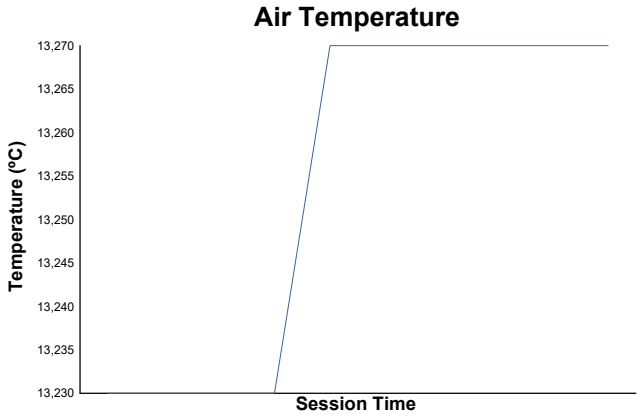

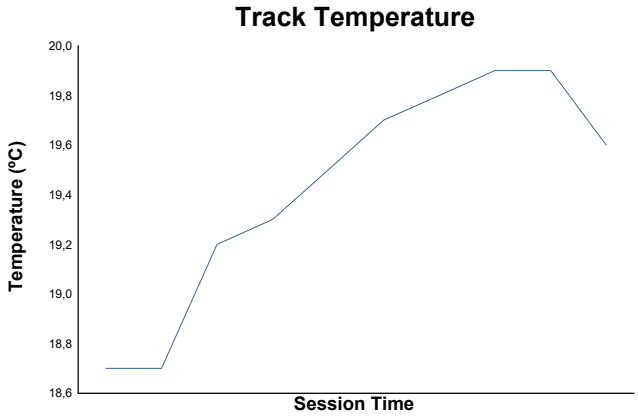

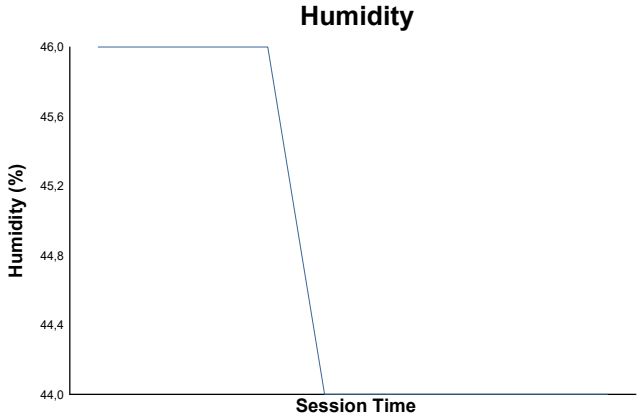

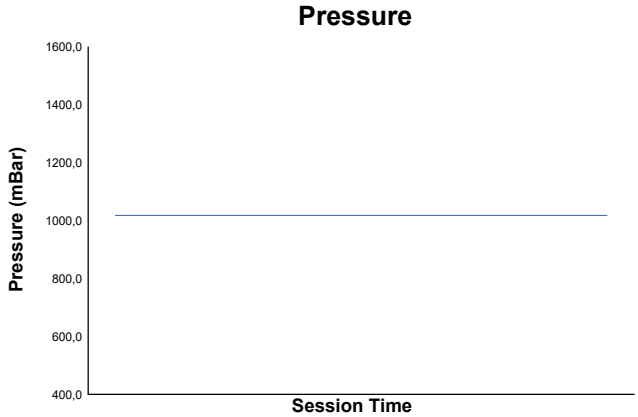

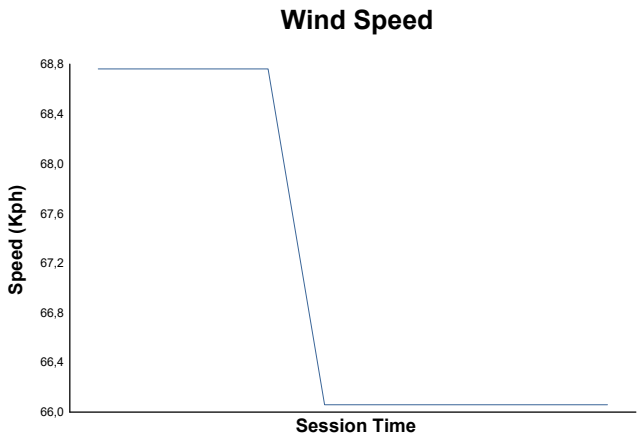



Track Status: **DRY**

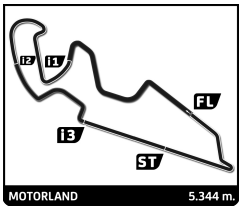

Campeonato de España GT-GT4

ROUND 1 - MOTORLAND

QUALIFYING 2

Provisional Classification

Hour	Flag	Message
11:25:00		PIT LANE ABIERTO
11:25:27		TODOS LOS MENSAJES DE TRACK LIMITS IMPLICAN CANCELACIÓN DE VUELTA
11:31:11		TRACK LIMITS #47 AT TURN 9
11:31:22		TRACK LIMITS #47 #22 AT TURN 9
11:31:39		TRACK LIMITS #19 #24 AT TURN 5
11:31:58		TRACK LIMITS #19 #24 AT TURN 9
11:34:14		TRACK LIMITS #24 AT TURN 9 WARNING FLAG
11:35:34		TRACK LIMITS #19 AT TURN 5 WARNING FLAG
11:36:58		TRACK LIMITS #19 AT TURN 5 SECOND WARNING FLAG
11:37:04		TRACK LIMITS #19 AT TURN 5 SECOND WARNING FLAG
11:38:56		TRACK LIMITS #13 AT TURN 5
11:41:16		TRACK LIMITS #13 AT TURN 10
11:43:36		TRACK LIMITS #24 AT TURN
11:45:10		BANDERA A CUADROS
11:45:42		TRACK LIMITS #13 AT TURN 10

Published at: .....

Race Director:	Timekeeper:
Maxi GUERRERO	Alberto ESTÉBANEZ

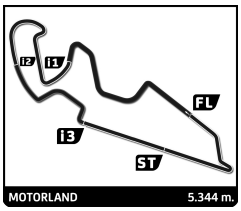

Campeonato de España GT-GT4

ROUND 1 - MOTORLAND

QUALIFYING 2

Handicaps Analysis

No	In Time Hour	In Time Elapsed	Out Time Hour	Out Time Elapsed	Pit Time	Handicap	Gap	Window	
13	**BAPORO** / Porsche 992 GT3 Cup								GT CUP
1	11:25:00.000		11:27:20.487	2:20.487	2:20.487 (140.487)				
15	**GT CORSE** / Porsche 992 GT3 Cup								GT CUP
1	11:25:00.000		11:27:43.809	2:43.809	2:43.809 (163.809)				
19	**GT CORSE** / Porsche 992 GT3 Cup								GT CUP
1	11:25:00.000		11:25:40.889	40.889	40.889 (40.889)				
2	11:40:45.726	15:45.726	11:41:37.765	16:37.765	52.039 (52.039)				
22	**GT CORSE** / Porsche 992 GT3 Cup								GT CUP
1	11:25:00.000		11:25:11.700	11.700	11.700 (11.700)				
24	**GT CORSE** / BMW M4 GT4 EVO								GT4
1	11:25:00.000		11:26:07.679	1:07.679	1:07.679 (67.679)				
26	**PCR SPORT** / Mercedes AMG GT4								GT4
1	11:25:00.000		11:25:23.375	23.375	23.375 (23.375)				
30	**CHEFO SPORT** / Ligier Js2r								GPR
1	11:25:00.000		11:25:37.798	37.798	37.798 (37.798)				
36	**UCAV RACING** / Howe Mustang TA2								GPR
1	11:25:00.000		11:25:17.733	17.733	17.733 (17.733)				
47	**ROAD TO LEMANS** / Porsche 992 GT3 Cup								GT CUP
1	11:25:00.000		11:26:15.171	1:15.171	1:15.171 (75.171)				
111	**DAGO** / Audi R8								GPX
1	11:25:00.000		11:25:13.800	13.800	13.800 (13.800)				
133	**VELOSO MOTORSPORT** / Porsche 992 GT3 Cup								GT CUP
1	11:25:00.000		11:25:30.016	30.016	30.016 (30.016)				
191	**VELOSO MOTORSPORT** / Porsche 992 GT3 Cup								GT CUP
1	11:25:00.000		11:25:31.773	31.773	31.773 (31.773)				
911	**LMR MOTORSPORT** / Porsche 992 GT3 Cup								GT CUP
1	11:25:00.000		11:25:16.327	16.327	16.327 (16.327)				
2	11:37:59.855	12:59.855	11:39:11.406	14:11.406	1:11.551 (71.551)				

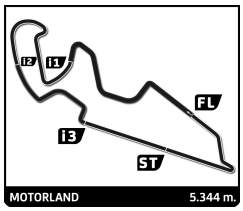

Campeonato de España GT-GT4

ROUND 1 - MOTORLAND

RACE 1 (48 Minutes +1 Lap)

Final Starting Grid

			- 7 -	36	UCAV RACING	2:39.342	Carlos ALVAREZ(JF/BR)
2:10.499	Josep PARERA(JF/BR)	PCR SPORT 26	- 6 -	24	GT CORSE	2:09.855	Manuel BERTOLIN(E)
2:08.893	Henrique VARELA(BR)	CHEFO SPORT 30	- 5 -	191	VELOSO MOTORSPORT	2:03.724	Jean-Roch PIAT(BR/JF)
2:03.025	Sebastián VILLADARY(BR)	GT CORSE 19	- 4 -	15	GT CORSE	2:01.143	Sacha HEBRARD(BR)
1:59.956	Jaume Font FONT(E)	BAPORO 13	- 3 -	133	VELOSO MOTORSPORT	1:59.503	Carlos VIEIRA(E)
1:59.349	Patrick L. BAY(E)	ROAD TO LEMANS 47	- 2 -	911	LMR MOTORSPORT	1:58.522	Leandro MARTINS
1:57.737	Pablo YEREGUI	DAGO 111	- 1 -	22	GT CORSE	1:57.193	Borja GARCIA(E)

Pole

Stewards:
Fidel GARCÍA Adrián MAUREL Victor LASMARIAS

Timekeeper:
Alberto ESTÉBANEZ

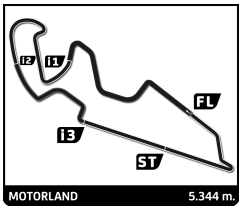

Campeonato de España GT-GT4

ROUND 1 - MOTORLAND

RACE 1 (48 Minutes +1 Lap)

Final Classification

	No	Drivers	Team	Car	Cl.	Laps	Total Time	Gap	Kph	Best Lap Lap	Best Lap Time	Best Lap Kph
1	911	L. MARTINS/D. SVEPES(E)	LMR MOTORSPORT	Porsche 992 GT3 Cup	GT CUP	25	**51:32.400**	-	155.5	13	**1:58.155**	162.8
2	22	B. GARCIA(E)/A. BARAMBIO	GT CORSE	Porsche 992 GT3 Cup	GT CUP	25	**51:35.853**	+3.453	155.4	4	**1:58.592**	162.2
3	13	J. FONT(E)/J. VINYES(E)	BAPORO	Porsche 992 GT3 Cup	GT CUP	25	**51:36.198**	+3.798	155.3	18	**1:59.279**	161.3
4	133	C. VIEIRA(E)/M. LOBO	VELOSO MOTORSPORT	Porsche 992 GT3 Cup	GT CUP	25	**51:37.235**	+4.835	155.3	4	**1:58.844**	161.9
5	47	P. BRAS/P. BAY(E)	ROAD TO LEMANS	Porsche 992 GT3 Cup	GT CUP	25	**51:44.534**	+12.134	154.9	24	**1:58.695**	162.1
6	19	S. VILLADARY(BR)/M. CAÑIZARES(BR)	GT CORSE	Porsche 992 GT3 Cup	GT CUP	25	**52:34.397**	+1:01.997	152.5	20	**1:59.460**	161.0
7	15	S. HEBRARD(BR)/A. GOROSTIZA(JF/BR)	GT CORSE	Porsche 992 GT3 Cup	GT CUP	25	**53:00.974**	+1:28.574	151.2	9	**2:00.570**	159.6
8	24	M. BERTOLIN(E)	GT CORSE	BMW M4 GT4 EVO	GT4	24	**53:03.815**	1 Lap	145.0	16	**2:07.988**	150.3
9	191	J. PIAT(BR/JF)	VELOSO MOTORSPORT	Porsche 992 GT3 Cup	GT CUP	24	**53:04.253**	1 Lap	145.0	3	**2:03.215**	156.1
10	30	H. VARELA(BR)/M. VARELA(BR)	CHEFO SPORT	Ligier Js2r	GPR	23	**51:50.334**	2 Laps	142.3	9	**2:10.112**	147.9
11	26	J. PARERA(JF/BR)/V. DASI(JF/BR)	PCR SPORT	Mercedes AMG GT4	GT4	23	**52:39.408**	2 Laps	140.1	7	**2:10.049**	147.9
12	36	C. ALVAREZ(JF/BR)/J. SANTOS(BR)	UCAV RACING	Howe Mustang TA2	GPR	20	**50:41.038**	5 Laps	126.5	16	**2:13.236**	144.4
Not classified												
	111	P. YEREGUI/D. CARRETERO	DAGO	Audi R8	GPX	11	**21:57.576**			8	**1:57.629**	163.6

Pole Position:		Borja GARCIA(E)	**1:57.193**	164.2 Kph
Fastest Lap:	Lap 8	Daniel CARRETERO	**1:57.629**	163.6 Kph

COCHE 911 - PENALIZACIÓN DE 1 SEGUNDO - TRACK LIMITS
COCHE 133 - PENALIZACIÓN DE 1 + 4 SEGUNDOS - TRACK LIMTIS
COCHE 13 - PENALIZACIÓN DE 1 SEGUNDO - TRACK LIMTIS
COCHE 15 - REVISAR TRANSPONDER - MALA POSICIÓN

Published at: 15:25

Track Status: **DRY**

Stewards:
Fidel GARCÍA Adrián MAUREL Victor LASMARIAS

Timekeeper:
Alberto ESTÉBANEZ

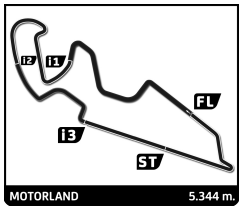

Campeonato de España GT-GT4

ROUND 1 - MOTORLAND

RACE 1 (48 Minutes +1 Lap)

Final Classification by Class

	No	Drivers	Team	Car	Laps	Total Time	Gap	Kph	Best Lap Lap	Best Lap Time	Best Lap Kph
GPR											
1	30	H. VARELA(BR) / M. VARELA(BR)	CHEFO SPORT	Ligier Js2r	23	51:50.334		142.3	9	2:10.112	147.9
2	36	C. ALVAREZ(JF/BR) / J. SANTOS(BR)	UCAV RACING	Howe Mustang TA2	20	50:41.038	3 Laps	126.5	16	2:13.236	144.4
GPX											
Not classified											
	111	P. YEREGUI / D. CARRETERO	DAGO	Audi R8	11	21:57.576			8	1:57.629	163.6
GT CUP											
1	911	L. MARTINS / D. SVEPES(E)	LMR MOTORSPORT	Porsche 992 GT3 Cup	25	51:32.400		155.5	13	1:58.155	162.8
2	22	B. GARCIA(E) / A. BARAMBIO	GT CORSE	Porsche 992 GT3 Cup	25	51:35.853	+3.453	155.4	4	1:58.592	162.2
3	13	J. FONT(E) / J. VINYES(E)	BAPORO	Porsche 992 GT3 Cup	25	51:36.198	+3.798	155.3	18	1:59.279	161.3
4	133	C. VIEIRA(E) / M. LOBO	VELOSO MOTORSPORT	Porsche 992 GT3 Cup	25	51:37.235	+4.835	155.3	4	1:58.844	161.9
5	47	P. BRAS / P. BAY(E)	ROAD TO LEMANS	Porsche 992 GT3 Cup	25	51:44.534	+12.134	154.9	24	1:58.695	162.1
6	19	S. VILLADARY(BR) / M. CAÑIZARES(BR)	GT CORSE	Porsche 992 GT3 Cup	25	52:34.397	+1'01.997	152.5	20	1:59.460	161.0
7	15	S. HEBRARD(BR) / A. GOROSTIZA(JF/BR)	GT CORSE	Porsche 992 GT3 Cup	25	53:00.974	+1'28.574	151.2	9	2:00.570	159.6
8	191	J. PIAT(BR/JF)	VELOSO MOTORSPORT	Porsche 992 GT3 Cup	24	53:04.253	1 Lap	145.0	3	2:03.215	156.1
GT4											
1	24	M. BERTOLIN(E)	GT CORSE	BMW M4 GT4 EVO	24	53:03.815		145.0	16	2:07.988	150.3
2	26	J. PARERA(JF/BR) / V. DASI(JF/BR)	PCR SPORT	Mercedes AMG GT4	23	52:39.408	1 Lap	140.1	7	2:10.049	147.9

COCHE 911 - PENALIZACIÓN DE 1 SEGUNDO - TRACK LIMITS
COCHE 133 - PENALIZACIÓN DE 1 + 4 SEGUNDOS - TRACK LIMTIS
COCHE 13 - PENALIZACIÓN DE 1 SEGUNDO - TRACK LIMTIS
COCHE 15 - REVISAR TRANSPONDER - MALA POSICIÓN

Published at: 15:25

Track Status: **DRY**

Stewards:
Fidel GARCÍA Adrián MAUREL Victor LASMARIAS

Timekeeper:
Alberto ESTÉBANEZ

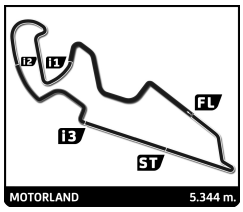

Campeonato de España GT-GT4

ROUND 1 - MOTORLAND

RACE 1

Provisional Classification by Driver Fastest Lap

	No	Team	Car	Class	Driver	Time	Lap	Total	Gap		Kph
1	111	DAGO	Audi R8	GPX	Daniel CARRETERO	1:57.629	8	11			163.6
2	911	LMR MOTORSPORT	Porsche 992 GT3 Cup	GT CUP	Dieter SVEPES(E)	1:58.155	3	15	0.526	0.526	162.8
3	22	GT CORSE	Porsche 992 GT3 Cup	GT CUP	Borja GARCIA(E)	1:58.592	4	13	0.963	0.437	162.2
4	47	ROAD TO LEMANS	Porsche 992 GT3 Cup	GT CUP	Pablo V. BRAS	1:58.695	12	13	1.066	0.103	162.1
5	133	VELOSO MOTORSPORT	Porsche 992 GT3 Cup	GT CUP	Carlos VIEIRA(E)	1:58.844	4	14	1.215	0.149	161.9
6	13	BAPORO	Porsche 992 GT3 Cup	GT CUP	Joan VINYES(E)	1:59.279	7	14	1.650	0.435	161.3
7	19	GT CORSE	Porsche 992 GT3 Cup	GT CUP	Manuel CAÑIZARES(BR)	1:59.460	10	15	1.831	0.181	161.0
8	13	BAPORO	Porsche 992 GT3 Cup	GT CUP	Jaume Font FONT(E)	1:59.709	7	11	2.080	0.249	160.7
9	911	LMR MOTORSPORT	Porsche 992 GT3 Cup	GT CUP	Leandro MARTINS	1:59.778	8	10	2.149	0.069	160.6
10	133	VELOSO MOTORSPORT	Porsche 992 GT3 Cup	GT CUP	Miguel LOBO	2:00.198	9	11	2.569	0.420	160.1
11	22	GT CORSE	Porsche 992 GT3 Cup	GT CUP	Alejandro BARAMBIO	2:00.328	10	12	2.699	0.130	159.9
12	15	GT CORSE	Porsche 992 GT3 Cup	GT CUP	Sacha HEBRARD(BR)	2:00.570	9	12	2.941	0.242	159.6
13	47	ROAD TO LEMANS	Porsche 992 GT3 Cup	GT CUP	Patrick L. BAY(E)	2:00.737	3	12	3.108	0.167	159.3
14	15	GT CORSE	Porsche 992 GT3 Cup	GT CUP	Asier GOROSTIZA(JF/BR)	2:02.767	9	13	5.138	2.030	156.7
15	191	VELOSO MOTORSPORT	Porsche 992 GT3 Cup	GT CUP	Jean-Roch PIAT(BR/JF)	2:03.215	3	24	5.586	0.448	156.1
16	19	GT CORSE	Porsche 992 GT3 Cup	GT CUP	Sebastián VILLADARY(BR)	2:03.326	9	10	5.697	0.111	156.0
17	24	GT CORSE	BMW M4 GT4 EVO	GT4	Manuel BERTOLIN(E)	2:07.988	16	24	10.359	4.662	150.3
18	26	PCR SPORT	Mercedes AMG GT4	GT4	Josep PARERA(JF/BR)	2:10.049	7	12	12.420	2.061	147.9
19	30	CHEFO SPORT	Ligier Js2r	GPR	Henrique VARELA(BR)	2:10.112	9	12	12.483	0.063	147.9
20	30	CHEFO SPORT	Ligier Js2r	GPR	Máximo VARELA(BR)	2:11.140	7	11	13.511	1.028	146.7
21	36	UCAV RACING	Howe Mustang TA2	GPR	José SANTOS(BR)	2:13.236	8	12	15.607	2.096	144.4
22	26	PCR SPORT	Mercedes AMG GT4	GT4	Vicente DASI(JF/BR)	2:13.562	11	11	15.933	0.326	144.0
23	36	UCAV RACING	Howe Mustang TA2	GPR	Carlos ALVAREZ(JF/BR)	2:28.375	6	8	30.746	14.813	129.7
24	111	DAGO	Audi R8	GPX	Pablo YEREGUI						

Published at: XX:XX

Race Director:	Timekeeper:
Maxi GUERRERO	Alberto ESTÉBANEZ

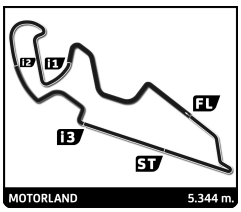

Campeonato de España GT-GT4

ROUND 1 - MOTORLAND

RACE 1

Lap Chart

No	Pos	Grid	Lap 1	2	3	4	5	6	7	8	9	10	11	12	13	14	15	16	17	18	19	20	21	22	23	24	25
22	**1**	22	22	22	22	22	22	22	111	111	111	111	133	133	133	133	133	911	911	911	911	911	911	911	911	911	911
111	**2**	111	111	111	111	111	111	111	22	22	22	133	111	22	22	22	911	133	133	133	133	133	133	133	133	133	133
911	**3**	911	133	133	133	133	133	133	133	133	133	22	22	15	911	911	22	22	22	22	22	22	22	22	22	22	13
47	**4**	47	47	47	47	47	47	911	911	911	911	13	13	47	13	13	13	13	13	13	13	13	13	13	13	13	22
133	**5**	133	911	911	911	911	911	13	13	13	13	911	47	911	47	47	47	47	47	47	47	47	47	47	47	47	47
13	**6**	13	13	13	13	13	13	47	47	47	47	47	15	13	15	15	15	15	15	15	15	15	15	15	15	19	19
15	**7**	15	15	15	15	15	15	15	15	15	15	15	911	19	19	19	19	19	19	19	19	19	19	19	19	15	15
19	**8**	19	19	191	191	191	191	19	19	19	19	19	24	30	24	24	24	24	24	24	24	24	24	24	24	24	
191	**9**	191	191	19	19	19	19	24	24	24	24	24	30	26	191	191	191	191	191	191	191	191	191	191	191	191	
30	**10**	30	24	24	24	24	24	30	30	30	30	30	26	24	30	30	30	30	30	30	30	30	30	30	30		
24	**11**	24	30	30	26	30	30	26	26	26	26	26	19	191	26	26	26	26	26	26	26	26	26	26	26		
26	**12**	26	26	26	30	26	26	191	191	191	191	191	191	36	36	36	36	36	36	36	36	36					
36	**13**	36	36	36	36	36	36	36	36	36	36	36	36														

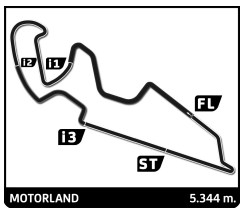

Campeonato de España GT-GT4

ROUND 1 - MOTORLAND

RACE 1

Best Sector Times

	Sector 1			Sector 2			Sector 3			Sector 4							
	No	Driver	Time	No	Driver	Time	No	Driver	Time	No	Driver	Time		No	Ideal Lap	Best Lap	
1	111	D.CARRETERO	30.547	911	D.SVEPES(E)	31.059	911	D.SVEPES(E)	20.327	111	D.CARRETERO	34.991	1	111	1:57.311	1:57.629	(1)
2	911	D.SVEPES(E)	30.767	22	B.GARCIA(E)	31.231	111	D.CARRETERO	20.457	911	D.SVEPES(E)	35.455	2	911	1:57.608	1:58.155	(2)
3	22	B.GARCIA(E)	30.851	47	P.BRAS	31.237	133	C.VIEIRA(E)	20.512	22	B.GARCIA(E)	35.610	3	22	1:58.278	1:58.592	(3)
4	13	J.VINYES(E)	30.891	111	D.CARRETERO	31.316	47	P.BRAS	20.583	47	P.BRAS	35.623	4	47	1:58.431	1:58.695	(4)
5	133	C.VIEIRA(E)	30.931	133	C.VIEIRA(E)	31.354	22	B.GARCIA(E)	20.586	13	J.FONT(E)	35.657	5	133	1:58.512	1:58.844	(5)
6	47	P.BRAS	30.988	13	J.VINYES(E)	31.385	13	J.VINYES(E)	20.668	19	M.CAÑIZARES(BR)	35.691	6	13	1:58.601	1:59.279	(6)
7	19	M.CAÑIZARES(BR)	31.242	19	M.CAÑIZARES(BR)	31.472	19	M.CAÑIZARES(BR)	20.866	133	C.VIEIRA(E)	35.715	7	19	1:59.271	1:59.460	(7)
8	15	S.HEBRARD(BR)	31.501	15	S.HEBRARD(BR)	31.548	15	S.HEBRARD(BR)	20.965	15	S.HEBRARD(BR)	36.043	8	15	2:00.057	2:00.570	(8)
9	191	J.PIAT(BR/JF)	32.257	191	J.PIAT(BR/JF)	32.707	24	M.BERTOLIN(E)	21.451	191	J.PIAT(BR/JF)	36.470	9	191	2:03.054	2:03.215	(9)
10	24	M.BERTOLIN(E)	33.207	24	M.BERTOLIN(E)	33.596	191	J.PIAT(BR/JF)	21.620	26	J.PARERA(JF/BR)	39.016	10	24	2:07.408	2:07.988	(10)
11	30	H.VARELA(BR)	33.987	30	H.VARELA(BR)	33.976	26	J.PARERA(JF/BR)	22.124	24	M.BERTOLIN(E)	39.154	11	30	2:09.601	2:10.112	(12)
12	26	J.PARERA(JF/BR)	34.217	26	J.PARERA(JF/BR)	34.337	30	H.VARELA(BR)	22.149	30	M.VARELA(BR)	39.489	12	26	2:09.694	2:10.049	(11)
13	36	J.SANTOS(BR)	34.597	36	J.SANTOS(BR)	34.459	36	J.SANTOS(BR)	23.222	36	J.SANTOS(BR)	39.825	13	36	2:12.103	2:13.236	(13)

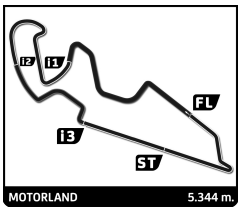

Campeonato de España GT-GT4

ROUND 1 - MOTORLAND

RACE 1

Best Top Speed

	Team	Car	Class	Top Speed	Top 1		Top 2		Top 3		Top 4		Top 5		
					Kph	Lap	Kph	Lap	Kph	Lap	Kph	Lap	Kph	Lap	Avg
111	DAGO	Audi R8	GPX	D. CARRETERO	267.3	11	266.7	9	266.7	8	266.7	6	266.7	5	266,8
911	LMR MOTORSPORT	Porsche 992 GT3 Cup	GT CUP	D. SVEPES(E)	261.5	16	258.4	14	258.4	12	257.8	20	257.8	19	258,8
13	BAPORO	Porsche 992 GT3 Cup	GT CUP	J. VINYES(E)	259.6	12	259.6	10	259.0	20	259.0	19	258.4	15	259,1
19	GT CORSE	Porsche 992 GT3 Cup	GT CUP	M. CAÑIZARES(BR)	258.4	23	258.4	18	258.4	15	257.8	25	257.8	20	258,2
133	VELOSO MOTORSPORT	Porsche 992 GT3 Cup	GT CUP	M. LOBO	258.4	21	258.4	20	257.8	16	257.8	11	257.8	10	258,0
47	ROAD TO LEMANS	Porsche 992 GT3 Cup	GT CUP	P. BRAS	257.8	18	257.1	21	256.5	22	256.5	20	256.5	16	256,9
22	GT CORSE	Porsche 992 GT3 Cup	GT CUP	A. BARAMBIO	257.1	22	257.1	21	257.1	20	257.1	13	257.1	11	257,1
191	VELOSO MOTORSPORT	Porsche 992 GT3 Cup	GT CUP	J. PIAT(BR/JF	256.5	17	255.9	11	255.9	10	254.7	3	254.7	13	255,5
15	GT CORSE	Porsche 992 GT3 Cup	GT CUP	A. GOROSTIZA(JF/BR)	255.3	15									255,3
36	UCAV RACING	Howe Mustang TA2	GPR	J. SANTOS(BR)	241.6	16	241.6	15	240.5	10	240.5	9	240.0	12	240,8
26	PCR SPORT	Mercedes AMG GT4	GT4	V. DASI(JF/BR)	236.3	18	235.8	14	235.8	13	235.3	10	235.3	11	235,7
24	GT CORSE	BMW M4 GT4 EVO	GT4	M. BERTOLIN(E)	233.8	17	233.3	5	233.3	7	233.3	9	233.3	11	233,4
30	CHEFO SPORT	Ligier Js2r	GPR	M. VARELA(BR)	231.3	19	230.3	23	230.3	14	230.3	13	230.3	10	230,5

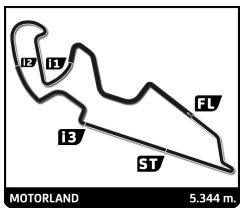

Campeonato de España GT-GT4

ROUND 1 - MOTORLAND

RACE 1

Leader Sequence by Class

No	Team	Car	Start Lap	End Lap	Laps	Total Laps
GPR						
30	CHEFO SPORT	Ligier Js2r	1	23	**23**	23
GPX						
111	DAGO	Audi R8	1	11	**11**	11
GT CUP						
22	GT CORSE	Porsche 992 GT3 Cup	1	9	**9**	9
133	VELOSO MOTORSPORT	Porsche 992 GT3 Cup	10	15	**6**	6
911	LMR MOTORSPORT	Porsche 992 GT3 Cup	16	25	**10**	10
GT4						
24	GT CORSE	BMW M4 GT4 EVO	1	11	**11**	11
26	PCR SPORT	Mercedes AMG GT4	12	12	**1**	1
24	GT CORSE	BMW M4 GT4 EVO	13	24	**12**	23

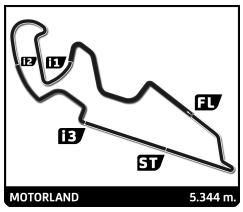

Campeonato de España GT-GT4

ROUND 1 - MOTORLAND

RACE 1

Fastest Lap Sequence

Elapsed	No	Team	Car	Class	Driver	Time	Kph	Lap
4:00.451	**22**	GT CORSE	Porsche 992 GT3 Cup	GT CUP	**Borja GARCIA(E)**	**1:59.585**	160.9	2
4:00.696	**111**	DAGO	Audi R8	GPX	**Daniel CARRETERO**	**1:59.346**	161.2	2
5:59.483	**22**	GT CORSE	Porsche 992 GT3 Cup	GT CUP	**Borja GARCIA(E)**	**1:59.032**	161.6	3
7:58.075	**22**	GT CORSE	Porsche 992 GT3 Cup	GT CUP	**Borja GARCIA(E)**	**1:58.592**	162.2	4
7:58.671	**111**	DAGO	Audi R8	GPX	**Daniel CARRETERO**	**1:58.037**	163.0	4
15:53.371	**111**	DAGO	Audi R8	GPX	**Daniel CARRETERO**	**1:57.629**	163.6	8

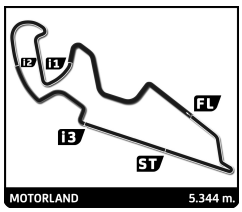

Campeonato de España GT-GT4

ROUND 1 - MOTORLAND

RACE 1

Analysis by lap

Lapped

Lap 1

No	Lap Time	Gap
22	2:00.866	0.000
111	2:01.350	0.484
133	2:02.959	2.093
47	2:05.002	4.136
911	2:06.036	5.170
13	2:06.486	5.620
15	2:07.863	6.997
19	2:11.019	10.153
191	2:11.768	10.902
24	2:14.232	13.366
30	2:15.910	15.044
26	2:18.707	17.841
36	2:34.793	33.927

Lap 2

No	Lap Time	Gap
22	1:59.585	
111	1:59.346	0.245
133	1:59.427	1.935
47	2:00.786	5.337
911	2:00.866	6.451
13	2:01.387	7.422
15	2:02.421	9.833
191	2:04.883	16.200
19	2:09.622	20.190
24	2:09.955	23.736
30	2:10.968	26.427
26	2:12.507	30.763
36	2:33.263	1:07.605

Lap 3

No	Lap Time	Gap
22	1:59.032	
111	1:59.938	1.151
133	1:59.194	2.097
47	2:00.737	7.042
911	2:00.692	8.111
13	2:00.528	8.918
15	2:01.561	12.362
191	2:03.215	20.383
19	2:04.223	25.381
24	2:10.071	34.775
26	2:13.050	44.781
30	2:17.863	45.258
36	2:28.872	1:37.445

Lap 4

No	Lap Time	Gap
22	1:58.592	
111	1:58.037	0.596
133	1:58.844	2.349
47	2:01.270	9.720
911	2:00.376	9.895
13	1:59.815	10.141
15	2:01.856	15.626
191	2:04.509	26.300
19	2:04.238	31.027
24	2:10.008	46.191
30	2:11.962	58.628
26	2:13.420	59.609

Lap 5

No	Lap Time	Gap
22	1:59.192	
111	1:58.935	0.339
133	1:58.982	2.139
47	2:00.766	11.294
911	2:00.956	11.659
13	2:01.289	12.238
36	2:36.033	1 Lap
15	2:01.612	18.046
191	2:04.245	31.353
19	2:03.640	35.475
24	2:09.067	56.066
30	2:10.992	1:10.428
26	2:11.445	1:11.862

Lap 6

No	Lap Time	Gap
22	1:59.130	
111	1:58.915	0.124
133	1:59.270	2.279
911	2:00.566	13.095
13	2:00.644	13.752
47	2:02.424	14.588
15	2:02.347	21.263
19	2:04.410	40.755
36	2:31.409	1 Lap
24	2:09.390	1:06.326
30	2:11.418	1:22.716
26	2:10.958	1:23.690
191	3:18.458	1:50.681

Lap 7

No	Lap Time	Gap
111	1:59.221	
22	1:59.776	0.431
133	1:59.436	2.370
911	2:00.105	13.855
13	1:59.709	14.116
47	2:01.325	16.568
15	2:01.262	23.180
19	2:04.385	45.795
24	2:08.349	1:15.330
36	2:28.375	1 Lap
30	2:10.256	1:33.627
26	2:10.049	1:34.394
191	2:06.038	1:57.374

Lap 8

No	Lap Time	Gap
111	1:57.629	
22	1:59.759	2.561
133	1:59.256	3.997
911	1:59.778	16.004
13	1:59.944	16.431
47	2:01.871	20.810
15	2:01.340	26.891
19	2:04.308	52.474
24	2:08.902	1:26.603
30	2:11.473	1:47.471
26	2:11.315	1:48.080
36	2:31.743	1 Lap

Lap 9

No	Lap Time	Gap
111	1:58.907	
22	2:00.266	3.920
133	1:59.565	4.655
191	2:09.204	1 Lap
911	2:00.478	17.575
13	2:00.308	17.832
47	2:02.336	24.239
15	2:00.570	28.554
19	2:03.326	56.893
24	2:08.868	1:36.564
30	2:10.112	1:58.676
26	2:10.343	1:59.516

Lap 10

No	Lap Time	Gap
111	1:59.529	
133	1:59.756	4.882
22	2:01.158	5.549
191	2:07.549	1 Lap
13	2:01.174	19.477
911	2:06.063	24.109
47	2:02.005	26.715
15	2:00.578	29.603
36	2:48.805	2 Laps
19	2:10.410	1:07.774
24	2:09.007	1:46.042

Lap 11

No	Lap Time	Gap
133	2:00.152	
111	2:05.769	0.735
22	2:01.166	1.681
30	2:10.852	1 Lap
26	2:11.865	1 Lap
13	2:05.480	19.923
47	2:02.181	23.862
15	2:00.718	25.287
191	2:12.465	1 Lap
911	3:13.444	1:32.519
24	2:13.605	1:54.613

Lap 12

No	Lap Time	Gap
133	2:00.434	
22	2:00.374	1.621
30	2:10.525	1 Lap
26	2:11.457	1 Lap
19	3:26.517	1 Lap
15	2:04.164	29.017
47	2:07.352	30.780
36	4:18.565	3 Laps
911	1:58.637	1:30.722
191	3:12.612	1 Lap
13	3:18.717	1:38.206

Lap 13

No	Lap Time	Gap
133	1:59.765	
22	2:05.952	7.808
19	2:02.194	1 Lap
30	2:16.981	1 Lap
26	2:16.427	1 Lap
36	2:17.244	3 Laps
24	3:27.632	1 Lap
911	1:58.155	1:29.112
13	2:00.781	1:39.222
191	2:05.340	1 Lap
47	3:20.366	1:51.381
15	3:27.682	1:56.934

Lap 14

No	Lap Time	Gap
133	2:06.566	
19	2:01.664	1 Lap
22	3:16.354	1:17.596
911	1:58.934	1:21.480
24	2:09.143	1 Lap
36	2:21.400	3 Laps
13	2:00.195	1:32.851
191	2:06.227	1 Lap
47	2:00.997	1:45.812
30	3:23.443	1 Lap
15	2:04.458	1:54.826
26	3:35.766	1 Lap
19	2:00.932	2:27.282

Lap 15

No	Lap Time	Gap
133	3:17.648	
911	1:58.865	2.697
22	2:03.521	3.469
24	2:08.324	1 Lap
13	2:00.134	15.337
36	2:16.523	3 Laps
47	2:01.238	29.402
191	2:06.904	1 Lap
15	2:05.155	42.333
30	2:12.176	1 Lap
26	2:15.026	1 Lap
19	2:00.353	1:09.987

Lap 16

No	Lap Time	Gap
911	1:58.474	
133	2:01.731	0.560
22	2:01.953	4.251
13	1:59.755	13.921
24	2:08.416	1 Lap
47	2:00.900	29.131
191	2:06.123	1 Lap
36	2:16.094	3 Laps
15	2:03.995	45.157
30	2:11.364	1 Lap
19	1:59.859	1:08.675
26	2:16.007	1 Lap

Lap 17

No	Lap Time	Gap
911	1:58.496	
133	2:01.106	3.170
22	2:01.320	7.075
13	1:59.706	15.131
47	1:59.933	30.568
24	2:07.988	1 Lap
191	2:05.331	1 Lap
15	2:04.049	50.710
30	2:11.387	1 Lap
19	2:00.042	1:10.221
36	2:31.547	3 Laps
26	2:14.863	1 Lap

Lap 18

No	Lap Time	Gap
911	1:59.383	
133	2:01.371	5.158
22	2:01.404	9.096
13	1:59.279	15.027
47	1:59.572	30.757
24	2:08.939	1 Lap
191	2:04.799	1 Lap
15	2:03.176	54.503
19	2:00.353	1:11.191
30	2:11.679	1 Lap
36	2:13.755	3 Laps
26	2:14.517	1 Lap

Lap 19

No	Lap Time	Gap
911	1:59.229	
133	2:01.337	7.266
22	2:01.592	11.459
13	1:59.791	15.589
47	1:59.628	31.156
24	2:08.078	1 Lap
191	2:06.601	1 Lap
15	2:03.281	58.555
19	2:00.605	1:12.567
30	2:11.749	1 Lap
36	2:13.236	3 Laps

Lap 20

No	Lap Time	Gap
911	1:59.881	
26	2:15.291	2 Laps
133	2:00.210	7.595
22	2:00.607	12.185
13	2:00.168	15.876
47	1:58.729	30.004
24	2:08.428	1 Lap
15	2:03.439	1:02.113
191	2:08.436	1 Lap

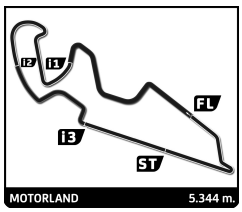

Campeonato de España GT-GT4

ROUND 1 - MOTORLAND

RACE 1

Analysis by lap

Lapped

No	Lap Time	Gap
19	1:59.460	1:12.146
30	2:11.140	1 Lap
191	2:08.863	1 Lap

Lap 21

No	Lap Time	Gap
911	2:01.123	
36	2:20.364	4 Laps
133	2:01.047	7.519
22	2:00.952	12.014
13	1:59.759	14.512
26	2:16.987	2 Laps
47	1:58.877	27.758
15	2:02.767	1:03.757
24	2:08.864	1 Lap
19	2:00.227	1:11.250
191	2:08.672	1 Lap
30	2:11.450	1 Lap

Lap 22

No	Lap Time	Gap
911	1:59.417	
133	2:01.807	9.909
22	2:00.440	13.037
13	1:59.817	14.912
47	1:59.457	27.798
36	2:26.371	4 Laps
26	2:15.740	2 Laps
15	2:03.290	1:07.630
19	2:00.413	1:12.246
24	2:09.153	1 Lap
191	2:08.926	1 Lap

Lap 23

No	Lap Time	Gap
911	2:00.920	
30	2:12.363	2 Laps
133	2:00.198	9.187
22	2:00.328	12.445
13	2:00.830	14.822
47	1:58.913	25.791
26	2:15.122	2 Laps
36	2:24.276	4 Laps
15	2:03.210	1:09.920
19	2:00.441	1:11.767
24	2:08.402	1 Lap
191	2:07.331	1 Lap

Lap 24

No	Lap Time	Gap
911	2:04.811	
133	2:00.858	5.234
22	2:00.951	8.585
13	1:59.790	9.801
30	2:12.796	2 Laps
47	1:58.695	19.675
26	2:14.984	2 Laps
19	2:00.425	1:07.381
36	2:28.370	4 Laps
24	2:08.772	1 Lap
15	2:25.961	1:31.070

Lap 25

No	Lap Time	Gap
911	2:05.715	
133	2:01.316	0.835
13	1:59.712	3.798
22	2:01.583	4.453
47	1:59.174	13.134
30	2:11.475	2 Laps
19	2:01.331	1:02.997
26	2:13.562	2 Laps
15	2:04.219	1:29.574
24	2:10.222	1 Lap
191	2:05.754	1 Lap

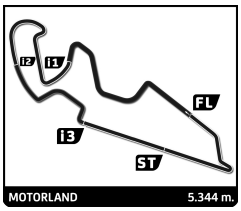

Campeonato de España GT-GT4
ROUND 1 - MOTORLAND
RACE 1

Handicaps Analysis

No		In Time Hour	In Time Elapsed	Out Time Hour	Out Time Elapsed	Pit Time	Handicap	Gap	Window	
13	**BAPORO** / Porsche 992 GT3 Cup									GT CUP
1		16:10:49.010	22:12.562	16:12:14.723	23:38.275	1:25.713 (85.713)	80	5.713	Pit Window	
15	**GT CORSE** / Porsche 992 GT3 Cup									GT CUP
1		16:13:02.713	24:26.265	16:14:26.814	25:50.366	1:24.101 (84.101)	70	14.101	Pit Window	
19	**GT CORSE** / Porsche 992 GT3 Cup									GT CUP
1		16:09:31.633	20:55.185	16:10:56.264	22:19.816	1:24.631 (84.631)	70	14.631	Pit Window	
22	**GT CORSE** / Porsche 992 GT3 Cup									GT CUP
1		16:14:36.986	26:00.538	16:15:57.687	27:21.239	1:20.701 (80.701)	80	0.701	Pit Window	
24	**GT CORSE** / BMW M4 GT4 EVO									GT4
1		16:12:23.780	23:47.332	16:13:48.840	25:12.392	1:25.060 (85.060)	80	5.060	Pit Window	
26	**PCR SPORT** / Mercedes AMG GT4									GT4
1		16:15:03.930	26:27.482	16:16:28.143	27:51.695	1:24.213 (84.213)	70	14.213	Pit Window	
30	**CHEFO SPORT** / Ligier Js2r									GPR
1		16:15:01.527	26:25.079	16:16:18.047	27:41.599	1:16.520 (76.520)	70	6.520	Pit Window	
36	**UCAV RACING** / Howe Mustang TA2									GPR
1		16:09:04.348	20:27.900	16:11:07.399	22:30.951	2:03.051 (123.051)	70	53.051	Pit Window	
47	**ROAD TO LEMANS** / Porsche 992 GT3 Cup									GT CUP
1		16:13:00.164	24:23.716	16:14:25.037	25:48.589	1:24.873 (84.873)	80	4.873	Pit Window	
133	**VELOSO MOTORSPORT** / Porsche 992 GT3 Cup									GT CUP
1		16:16:35.746	27:59.298	16:17:59.897	29:23.449	1:24.151 (84.151)	80	4.151	Pit Window	
191	**VELOSO MOTORSPORT** / Porsche 992 GT3 Cup									GT CUP
1		16:10:54.618	22:18.170	16:12:10.350	23:33.902	1:15.732 (75.732)	70	5.732	Pit Window	
911	**LMR MOTORSPORT** / Porsche 992 GT3 Cup									GT CUP
1		16:08:48.158	20:11.710	16:10:10.746	21:34.298	1:22.588 (82.588)	80	2.588	Pit Window	

CARS WITHOUT PIT STOPS DURING THE SESSION: 111.

CARS WITHOUT PIT STOPS DURING PIT WINDOW: 111.

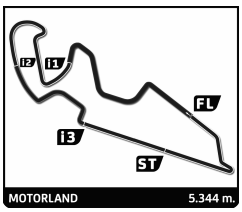

Campeonato de España GT-GT4
ROUND 1 - MOTORLAND
RACE 1

Stints Analysis

13 BAPORO
Porsche 992 GT3 Cup — GT CUP

No	Driver	Start	End	Type	Time	T.Track	T.Driver
1	J. FONT(E)	15:48:36	16:10:49	TRACK	22:12.562	22:12.562	22:12.562
		16:10:49	16:12:14	PIT	1:25.713		1:25.713
2	J. VINYES(E)	16:12:14	16:40:11	TRACK	27:56.923	27:56.923	27:56.923

	T.Track	Pit Time	T.Time
J. FONT(E)	22:12.562		22:12.562
J. VINYES(E)	27:56.923		27:56.923

15 GT CORSE
Porsche 992 GT3 Cup — GT CUP

No	Driver	Start	End	Type	Time	T.Track	T.Driver
1	S. HEBRARD(BR)	15:48:36	16:13:02	TRACK	24:26.265	24:26.265	24:26.265
		16:13:02	16:14:26	PIT	1:24.101		1:24.101
2	A. GOROSTIZA(JF/B	16:14:26	16:41:37	TRACK	27:10.608	27:10.608	27:10.608

	T.Track	Pit Time	T.Time
S. HEBRARD(BR	24:26.265		24:26.265
A. GOROSTIZA(JF	27:10.608		27:10.608

19 GT CORSE
Porsche 992 GT3 Cup — GT CUP

No	Driver	Start	End	Type	Time	T.Track	T.Driver
1	S. VILLADARY(BR)	15:48:36	16:09:31	TRACK	20:55.185	20:55.185	20:55.185
		16:09:31	16:10:56	PIT	1:24.631		1:24.631
2	M. CAÑIZARES(BR)	16:10:56	16:41:10	TRACK	30:14.581	30:14.581	30:14.581

	T.Track	Pit Time	T.Time
S. VILLADARY(BF	20:55.185		20:55.185
M. CAÑIZARES(B	30:14.581		30:14.581

22 GT CORSE
Porsche 992 GT3 Cup — GT CUP

No	Driver	Start	End	Type	Time	T.Track	T.Driver
1	B. GARCIA(E)	15:48:36	16:14:36	TRACK	26:00.538	26:00.538	26:00.538
		16:14:36	16:15:57	PIT	1:20.701		1:20.701
2	A. BARAMBIO	16:15:57	16:40:12	TRACK	24:14.614	24:14.614	24:14.614

	T.Track	Pit Time	T.Time
B. GARCIA(E)	26:00.538		26:00.538
A. BARAMBIO	24:14.614		24:14.614

24 GT CORSE
BMW M4 GT4 EVO — GT4

No	Driver	Start	End	Type	Time	T.Track	T.Driver
1	M. BERTOLIN(E)	15:48:36	16:12:23	TRACK	23:47.332	23:47.332	23:47.332
	M. BERTOLIN(E)	16:12:23	16:13:48	PIT	1:25.060	23:47.332	25:12.392
2	M. BERTOLIN(E)	16:13:48	16:41:40	TRACK	27:51.423	51:38.755	53:03.815

	T.Track	Pit Time	T.Time
M. BERTOLIN(E)	51:38.755	1:25.060	53:03.815

26 PCR SPORT
Mercedes AMG GT4 — GT4

No	Driver	Start	End	Type	Time	T.Track	T.Driver
1	J. PARERA(JF/BR)	15:48:36	16:15:03	TRACK	26:27.482	26:27.482	26:27.482
		16:15:03	16:16:28	PIT	1:24.213		1:24.213
2	V. DASI(JF/BR)	16:16:28	16:41:15	TRACK	24:47.713	24:47.713	24:47.713

	T.Track	Pit Time	T.Time
J. PARERA(JF/BR	26:27.482		26:27.482
V. DASI(JF/BR)	24:47.713		24:47.713

30 CHEFO SPORT
Ligier Js2r — GPR

No	Driver	Start	End	Type	Time	T.Track	T.Driver
1	H. VARELA(BR)	15:48:36	16:15:01	TRACK	26:25.079	26:25.079	26:25.079
		16:15:01	16:16:18	PIT	1:16.520		1:16.520
2	M. VARELA(BR)	16:16:18	16:40:26	TRACK	24:08.735	24:08.735	24:08.735

	T.Track	Pit Time	T.Time
H. VARELA(BR)	26:25.079		26:25.079
M. VARELA(BR)	24:08.735		24:08.735

36 UCAV RACING
Howe Mustang TA2 — GPR

No	Driver	Start	End	Type	Time	T.Track	T.Driver
1	C. ALVAREZ(JF/BR)	15:48:36	16:09:04	TRACK	20:27.900	20:27.900	20:27.900
		16:09:04	16:11:07	PIT	2:03.051		2:03.051
2	J. SANTOS(BR)	16:11:07	16:39:12	TRACK	28:05.577	28:05.577	28:05.577
	J. SANTOS(BR)	16:39:12	16:40:07	PIT	54.871	28:05.577	29:00.448

	T.Track	Pit Time	T.Time
C. ALVAREZ(JF/BI	20:27.900		20:27.900
J. SANTOS(BR)	28:05.577	54.871	29:00.448

47 ROAD TO LEMANS
Porsche 992 GT3 Cup — GT CUP

No	Driver	Start	End	Type	Time	T.Track	T.Driver
1	P. BAY(E)	15:48:36	16:13:00	TRACK	24:23.716	24:23.716	24:23.716
		16:13:00	16:14:25	PIT	1:24.873		1:24.873
2	P. BRAS	16:14:25	16:40:20	TRACK	25:55.945	25:55.945	25:55.945

	T.Track	Pit Time	T.Time
P. BRAS	25:55.945		25:55.945
P. BAY(E)	24:23.716		24:23.716

111 DAGO
Audi R8 — GPX — **Not classified**

No	Driver	Start	End	Type	Time	T.Track	T.Driver
1	D. CARRETERO	15:48:36	16:10:29	TRACK	21:53.547	21:53.547	21:53.547
	D. CARRETERO	16:10:29	16:40:07	PIT	29:37.852	21:53.547	51:31.399

	T.Track	Pit Time	T.Time
P. YEREGUI			
D. CARRETERO	21:53.547	29:37.852	51:31.399

133 VELOSO MOTORSPORT
Porsche 992 GT3 Cup — GT CUP

No	Driver	Start	End	Type	Time	T.Track	T.Driver
1	C. VIEIRA(E)	15:48:36	16:16:35	TRACK	27:59.298	27:59.298	27:59.298
		16:16:35	16:17:59	PIT	1:24.151		1:24.151
2	M. LOBO	16:17:59	16:40:08	TRACK	22:08.786	22:08.786	22:08.786

	T.Track	Pit Time	T.Time
C. VIEIRA(E)	27:59.298		27:59.298
M. LOBO	22:08.786		22:08.786

191 VELOSO MOTORSPORT
Porsche 992 GT3 Cup — GT CUP

No	Driver	Start	End	Type	Time	T.Track	T.Driver
1	J. PIAT(BR/JF)	15:48:36	16:10:54	TRACK	22:18.170	22:18.170	22:18.170
	J. PIAT(BR/JF)	16:10:54	16:12:10	PIT	1:15.732	22:18.170	23:33.902
2	J. PIAT(BR/JF)	16:12:10	16:41:40	TRACK	29:30.351	51:48.521	53:04.253

	T.Track	Pit Time	T.Time
J. PIAT(BR/JF)	51:48.521	1:15.732	53:04.253

911 LMR MOTORSPORT
Porsche 992 GT3 Cup — GT CUP

No	Driver	Start	End	Type	Time	T.Track	T.Driver
1	L. MARTINS	15:48:36	16:08:48	TRACK	20:11.710	20:11.710	20:11.710
		16:08:48	16:10:10	PIT	1:22.588		1:22.588
2	D. SVEPES(E)	16:10:10	16:40:07	TRACK	29:57.102	29:57.102	29:57.102

	T.Track	Pit Time	T.Time
L. MARTINS	20:11.710		20:11.710
D. SVEPES(E)	29:57.102		29:57.102

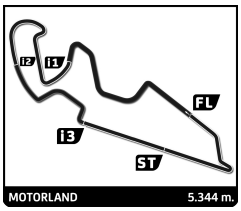

Campeonato de España GT-GT4
ROUND 1 - MOTORLAND
RACE 1

Sector Analysis

Personal Best | Session Best | **B** Crossing the pit lane

13 — BAPORO — Porsche 992 GT3 Cup — GT CUP
1.Jaume Font FONT(E)
2.Joan VINYES(E)

Lap	D	Time	Sector 1	Sector 2	Sector 3	Sector 4	Elapsed
1	1	2:06.486	35.654	32.894	21.567	36.371	2:06.486
2	1	2:01.387	32.163	32.067	20.771	36.386	4:07.873
3	1	2:00.528	31.676	31.677	21.256	35.919	6:08.401
4	1	1:59.815	31.317	31.535	20.704	36.259	8:08.216
5	1	2:01.289	32.264	31.964	20.970	36.091	10:09.505
6	1	2:00.644	31.542	31.844	21.402	35.856	12:10.149
7	1	1:59.709	31.302	31.810	20.768	35.829	14:09.858
8	1	1:59.944	31.530	31.656	21.053	35.705	16:09.802
9	1	2:00.308	31.353	32.026	21.272	35.657	18:10.110
10	1	2:01.174	31.760	31.796	21.193	36.425	20:11.284
11	1	2:05.480 **B**	31.837	31.994	21.126	40.523	22:16.764
12	2	3:18.717	1:49.022	32.268	21.250	36.177	25:35.481
13	2	2:00.781	32.018	31.769	21.150	35.844	27:36.262
14	2	2:00.195	31.294	31.909	20.934	36.058	29:36.457
15	2	2:00.134	31.297	31.917	20.793	36.127	31:36.591
16	2	1:59.755	31.364	31.385	21.037	35.969	33:36.346
17	2	1:59.706	31.306	31.717	20.916	35.767	35:36.052
18	2	1:59.279	31.107	31.553	20.774	35.845	37:35.331
19	2	1:59.791	30.891	31.674	21.002	36.224	39:35.122
20	2	2:00.168	31.247	31.681	21.333	35.907	41:35.290
21	2	1:59.759	31.348	31.571	20.709	36.131	43:35.049
22	2	1:59.817	31.240	31.741	20.962	35.874	45:34.866
23	2	2:00.830	31.241	31.518	20.848	37.223	47:35.696
24	2	1:59.790	31.187	31.386	21.200	36.017	49:35.486
25	2	1:59.712	31.092	31.586	20.668	36.366	51:35.198

15 — GT CORSE — Porsche 992 GT3 Cup — GT CUP
1.Sacha HEBRARD(BR)
2.Asier GOROSTIZA(JF/BR)

Lap	D	Time	Sector 1	Sector 2	Sector 3	Sector 4	Elapsed
1	1	2:07.863	36.142	32.938	21.816	36.967	2:07.863
2	1	2:02.421	32.115	32.100	21.478	36.728	4:10.284
3	1	2:01.561	31.753	32.037	21.229	36.542	6:11.845
4	1	2:01.856	31.742	32.069	21.295	36.750	8:13.701
5	1	2:01.612	31.948	31.909	21.179	36.576	10:15.313
6	1	2:02.347	32.171	32.118	21.500	36.558	12:17.660
7	1	2:01.262	31.633	32.091	21.229	36.309	14:18.922
8	1	2:01.340	31.701	32.069	21.240	36.330	16:20.262
9	1	2:00.570	31.643	31.878	21.006	36.043	18:20.832
10	1	2:00.578	31.519	31.856	20.965	36.238	20:21.410
11	1	2:00.718	31.501	31.548	21.169	36.500	22:22.128
12	1	2:04.164 **B**	31.606	33.456	21.212	37.890	24:26.292
13	2	3:27.682	1:54.605	33.066	21.935	38.076	27:53.974
14	2	2:04.458	32.235	32.633	21.947	37.643	29:58.432
15	2	2:05.155	32.506	32.918	22.196	37.535	32:03.587
16	2	2:03.995	32.245	33.012	21.515	37.223	34:07.582
17	2	2:04.049	32.253	32.814	21.874	37.108	36:11.631
18	2	2:03.176	32.140	32.520	21.554	36.962	38:14.807
19	2	2:03.281	32.252	32.649	21.463	36.917	40:18.088
20	2	2:03.439	32.329	32.429	21.813	36.868	42:21.527
21	2	2:02.767	31.968	32.519	21.641	36.639	44:24.294
22	2	2:03.290	32.319	32.191	21.677	37.103	46:27.584
23	2	2:03.210	32.073	32.603	21.680	36.854	48:30.794
24	2	2:25.961	52.262	34.707	21.637	37.355	50:56.755
25	2	2:04.219	31.990	32.614	22.266	37.349	53:00.974

19 — GT CORSE — Porsche 992 GT3 Cup — GT CUP
1.Sebastián VILLADARY(BF
2.Manuel CAÑIZARES(BR)

Lap	D	Time	Sector 1	Sector 2	Sector 3	Sector 4	Elapsed
1	1	2:11.019	37.290	34.123	22.259	37.347	2:11.019
2	1	2:09.622	33.046	33.111	26.225	37.240	4:20.641
3	1	2:04.223	32.702	32.802	21.826	36.893	6:24.864
4	1	2:04.238	32.567	32.784	21.730	37.157	8:29.102
5	1	2:03.640	32.489	32.566	21.515	37.070	10:32.742
6	1	2:04.410	32.734	32.532	22.054	37.090	12:37.152
7	1	2:04.385	32.353	33.290	21.913	36.829	14:41.537
8	1	2:04.308	32.743	32.957	21.762	36.846	16:45.845
9	1	2:03.326	32.427	32.677	21.652	36.570	18:49.171
10	1	2:10.410 **B**	32.823	32.810	21.774	43.003	20:59.581
11	2	3:26.517	1:53.725	34.713	21.575	36.504	24:26.098
12	2	2:02.194	32.110	32.614	21.279	36.191	26:28.292
13	2	2:01.664	32.162	32.046	21.057	36.399	28:29.956
14	2	2:00.932	31.891	31.882	21.148	36.011	30:30.888
15	2	2:00.353	31.748	31.704	20.871	36.030	32:31.241
16	2	1:59.859	31.496	31.506	20.866	35.991	34:31.100
17	2	2:00.042	31.480	31.536	20.962	36.064	36:31.142
18	2	2:00.353	31.391	31.926	20.947	36.089	38:31.495
19	2	2:00.605	31.858	31.784	21.068	35.895	40:32.100
20	2	1:59.460	31.370	31.472	20.927	35.691	42:31.560
21	2	2:00.227	31.357	31.632	20.876	36.362	44:31.787
22	2	2:00.413	31.242	32.143	21.174	35.854	46:32.200
23	2	2:00.441	31.613	31.863	21.135	35.830	48:32.641
24	2	2:00.425	31.399	31.635	21.159	36.232	50:33.066
25	2	2:01.331	31.800	31.931	21.194	36.406	52:34.397

22 — GT CORSE — Porsche 992 GT3 Cup — GT CUP
1.Borja GARCIA(E)
2.Alejandro BARAMBIO

Lap	D	Time	Sector 1	Sector 2	Sector 3	Sector 4	Elapsed
1	1	2:00.866	32.822	31.558	20.586	35.900	2:00.866
2	1	1:59.585	31.325	31.488	20.672	36.100	4:00.451
3	1	1:59.032	31.318	31.470	20.634	35.610	5:59.483
4	1	1:58.592	30.851	31.231	20.726	35.784	7:58.075
5	1	1:59.192	30.965	31.284	20.934	36.009	9:57.267
6	1	1:59.130	31.105	31.430	20.592	36.003	11:56.397
7	1	1:59.776	31.195	31.398	20.763	36.420	13:56.173
8	1	1:59.759	31.128	31.896	20.813	35.922	15:55.932
9	1	2:00.266	31.297	31.900	20.859	36.210	17:56.198
10	1	2:01.158	31.208	32.082	21.017	36.851	19:57.356
11	1	2:01.166	31.452	32.158	21.574	35.982	21:58.522
12	1	2:00.374	31.286	31.863	21.234	35.991	23:58.896
13	1	2:05.952 **B**	31.771	31.931	21.103	41.147	26:04.848
14	2	3:16.354	1:44.300	33.444	21.958	36.652	29:21.202
15	2	2:03.521	32.560	32.652	21.470	36.839	31:24.723
16	2	2:01.953	32.112	32.061	21.221	36.559	33:26.676
17	2	2:01.320	31.977	31.956	21.378	36.009	35:27.996
18	2	2:01.404	31.957	32.114	21.174	36.159	37:29.400
19	2	2:01.592	31.824	32.119	21.441	36.208	39:30.992
20	2	2:00.607	31.701	31.877	21.135	35.894	41:31.599
21	2	2:00.952	31.749	31.788	21.521	35.894	43:32.551
22	2	2:00.440	31.660	31.814	21.096	35.870	45:32.991
23	2	2:00.328	31.433	31.686	21.388	35.821	47:33.319
24	2	2:00.951	31.699	31.616	21.579	36.057	49:34.270
25	2	2:01.583	31.603	31.571	21.715	36.694	51:35.853

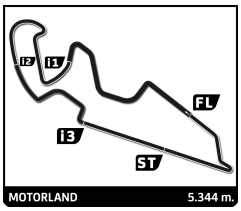

Campeonato de España GT-GT4
ROUND 1 - MOTORLAND
RACE 1

Sector Analysis

Personal Best | Session Best | **B** Crossing the pit lane

24 — GT CORSE — BMW M4 GT4 EVO — GT4
1.Manuel BERTOLIN(E)

Lap	D	Time	Sector 1	Sector 2	Sector 3	Sector 4	Elapsed
1	1	2:14.232	38.256	34.259	22.218	39.499	2:14.232
2	1	2:09.955	33.959	34.134	22.062	39.800	4:24.187
3	1	2:10.071	34.196	34.151	22.176	39.548	6:34.258
4	1	2:10.008	33.924	34.077	21.790	40.217	8:44.266
5	1	2:09.067	33.895	33.855	22.060	39.257	10:53.333
6	1	2:09.390	33.709	33.814	22.069	39.798	13:02.723
7	1	2:08.349	33.409	33.658	21.707	39.575	15:11.072
8	1	2:08.902	33.691	33.677	21.885	39.649	17:19.974
9	1	2:08.868	33.881	33.915	21.812	39.260	19:28.842
10	1	2:09.007	33.650	34.000	21.732	39.625	21:37.849
11	1	2:13.605 **B**	33.616	33.758	21.736	44.495	23:51.454
12	1	3:27.632	1:51.868	34.072	21.974	39.718	27:19.086
13	1	2:09.143	33.469	33.805	21.637	40.232	29:28.229
14	1	2:08.324	33.641	33.755	21.631	39.297	31:36.553
15	1	2:08.416	33.689	33.709	21.606	39.412	33:44.969
16	1	2:07.988	33.207	33.596	21.451	39.734	35:52.957
17	1	2:08.939	33.933	34.095	21.757	39.154	38:01.896
18	1	2:08.078	33.362	33.674	21.581	39.461	40:09.974
19	1	2:08.428	33.312	33.607	21.665	39.844	42:18.402
20	1	2:08.864	33.784	33.710	22.129	39.241	44:27.266
21	1	2:09.153	33.967	34.045	21.648	39.493	46:36.419
22	1	2:08.402	33.611	33.780	21.713	39.298	48:44.821
23	1	2:08.772	33.570	34.208	21.631	39.363	50:53.593
24	1	2:10.222	33.524	33.676	23.114	39.908	53:03.815

26 — PCR SPORT — Mercedes AMG GT4 — GT4
1.Josep PARERA(JF/BR)
2.Vicente DASI(JF/BR)

Lap	D	Time	Sector 1	Sector 2	Sector 3	Sector 4	Elapsed
1	1	2:18.707	39.967	35.566	22.849	40.325	2:18.707
2	1	2:12.507	34.862	34.972	22.829	39.844	4:31.214
3	1	2:13.050	35.021	35.380	22.661	39.988	6:44.264
4	1	2:13.420	34.735	34.894	23.405	40.386	8:57.684
5	1	2:11.445	35.018	34.482	22.382	39.563	11:09.129
6	1	2:10.958	34.339	34.504	22.495	39.620	13:20.087
7	1	2:10.049	34.217	34.469	22.124	39.239	15:30.136
8	1	2:11.315	34.388	34.845	22.351	39.731	17:41.451
9	1	2:10.343	34.338	34.337	22.366	39.302	19:51.794
10	1	2:11.865	34.671	35.595	22.583	39.016	22:03.659
11	1	2:11.457	34.488	34.952	22.592	39.425	24:15.116
12	1	2:16.427 **B**	34.635	34.635	22.612	44.545	26:31.543
13	2	3:35.766	1:53.562	38.232	23.872	40.100	30:07.309
14	2	2:15.026	36.115	35.737	23.545	39.629	32:22.335
15	2	2:16.007	35.831	36.167	24.280	39.729	34:38.342
16	2	2:14.863	35.590	36.040	23.416	39.817	36:53.205
17	2	2:14.517	35.753	35.795	23.605	39.364	39:07.722
18	2	2:15.291	35.978	36.126	23.403	39.784	41:23.013
19	2	2:16.987	35.737	36.329	24.703	40.218	43:40.000
20	2	2:15.740	35.942	36.296	23.810	39.692	45:55.740
21	2	2:15.122	36.008	36.239	23.489	39.386	48:10.862
22	2	2:14.984	35.956	35.835	23.414	39.779	50:25.846
23	2	2:13.562	35.275	35.600	23.470	39.217	52:39.408

30 — CHEFO SPORT — Ligier Js2r — GPR
1.Henrique VARELA(BR)
2.Máximo VARELA(BR)

Lap	D	Time	Sector 1	Sector 2	Sector 3	Sector 4	Elapsed
1	1	2:15.910	38.785	34.572	22.512	40.041	2:15.910
2	1	2:10.968	33.987	34.542	22.408	40.031	4:26.878
3	1	2:17.863	38.110	36.848	22.929	39.976	6:44.741
4	1	2:11.962	34.518	34.502	22.576	40.366	8:56.703
5	1	2:10.992	34.432	34.282	22.149	40.129	11:07.695
6	1	2:11.418	34.461	34.230	22.451	40.276	13:19.113
7	1	2:10.256	34.150	34.216	22.228	39.662	15:29.369
8	1	2:11.473	34.368	34.667	22.472	39.966	17:40.842
9	1	2:10.112	34.128	33.976	22.169	39.839	19:50.954
10	1	2:10.852	34.560	34.127	22.515	39.650	22:01.806
11	1	2:10.525	34.038	34.267	22.277	39.943	24:12.331
12	1	2:16.981 **B**	34.579	34.556	22.320	45.526	26:29.312
13	2	3:23.443	1:45.168	35.390	22.943	39.942	29:52.755
14	2	2:12.176	34.889	34.654	22.715	39.918	32:04.931
15	2	2:11.364	34.390	34.193	22.451	40.330	34:16.295
16	2	2:11.387	34.609	34.239	22.748	39.791	36:27.682
17	2	2:11.679	34.738	34.608	22.433	39.900	38:39.361
18	2	2:11.749	34.578	34.504	22.583	40.084	40:51.110
19	2	2:11.140	34.527	34.431	22.693	39.489	43:02.250
20	2	2:11.450	34.092	34.499	22.504	40.355	45:13.700
21	2	2:12.363	34.672	34.889	22.689	40.113	47:26.063
22	2	2:12.796	34.459	34.800	23.507	40.030	49:38.859
23	2	2:11.475	34.121	34.446	22.909	39.999	51:50.334

36 — UCAV RACING — Howe Mustang TA2 — GPR
1.Carlos ALVAREZ(JF/BR)
2.José SANTOS(BR)

Lap	D	Time	Sector 1	Sector 2	Sector 3	Sector 4	Elapsed
1	1	2:34.793	43.546	39.108	27.449	44.690	2:34.793
2	1	2:33.263	41.502	40.785	27.667	43.309	5:08.056
3	1	2:28.872	40.593	39.027	26.230	43.022	7:36.928
4	1	2:36.033	39.238	38.467	29.943	48.385	10:12.961
5	1	2:31.409	41.546	39.062	27.277	43.524	12:44.370
6	1	2:28.375	38.947	39.590	25.840	43.998	15:12.745
7	1	2:31.743	39.298	41.580	26.950	43.915	17:44.488
8	1	2:48.805 **B**	39.787	41.180	28.974	58.864	20:33.293
9	2	4:18.565	2:33.246	38.027	25.072	42.220	24:51.858
10	2	2:17.244	36.409	36.491	24.097	40.247	27:09.102
11	2	2:21.400	36.966	36.361	24.336	43.737	29:30.502
12	2	2:16.523	36.018	36.206	24.050	40.249	31:47.025
13	2	2:16.094	35.722	35.606	23.542	41.224	34:03.119
14	2	2:31.547	36.479	35.875	38.354	40.839	36:34.666
15	2	2:13.755	35.840	34.868	23.222	39.825	38:48.421
16	2	2:13.236	34.597	35.045	23.330	40.264	41:01.657
17	2	2:20.364	34.740	34.459	28.449	42.716	43:22.021
18	2	2:26.371	35.603	40.928	26.027	43.813	45:48.392
19	2	2:24.276	44.188	36.060	23.767	40.261	48:12.668
20	2	2:28.370 **B**	38.989	36.693	23.968	48.720	50:41.038

47 — ROAD TO LEMANS — Porsche 992 GT3 Cup — GT CUP
1.Pablo V. BRAS
2.Patrick L. BAY(E)

Lap	D	Time	Sector 1	Sector 2	Sector 3	Sector 4	Elapsed
1	2	2:05.002	35.170	32.122	20.731	36.979	2:05.002
2	2	2:00.786	31.823	31.754	20.993	36.216	4:05.788
3	2	2:00.737	31.802	31.992	20.901	36.042	6:06.525
4	2	2:01.270	31.770	31.897	20.848	36.755	8:07.795
5	2	2:00.766	31.859	31.663	20.892	36.352	10:08.561
6	2	2:02.424	31.866	32.189	22.127	36.242	12:10.985
7	2	2:01.325	31.736	31.990	21.248	36.351	14:12.310
8	2	2:01.871	31.710	32.323	21.280	36.558	16:14.181
9	2	2:02.336	32.079	32.541	21.172	36.544	18:16.517

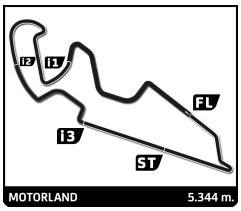

Campeonato de España GT-GT4
ROUND 1 - MOTORLAND
RACE 1

Sector Analysis

Personal Best | Session Best | **B** Crossing the pit lane

Lap	D	Time	Sector 1	Sector 2	Sector 3	Sector 4	Elapsed
10	2	2:02.005	32.177	32.141	21.101	36.586	20:18.522
11	2	2:02.181	32.078	32.166	21.312	36.625	22:20.703
12	2	2:07.352 **B**	32.233	32.035	21.122	41.962	24:28.055
13	1	3:20.366	1:49.860	32.807	21.123	36.576	27:48.421
14	1	2:00.997	31.908	31.839	21.292	35.958	29:49.418
15	1	2:01.238	31.680	32.365	21.009	36.184	31:50.656
16	1	2:00.900	32.208	31.739	20.757	36.196	33:51.556
17	1	1:59.933	31.235	31.520	20.823	36.355	35:51.489
18	1	1:59.572	31.275	31.575	20.740	35.982	37:51.061
19	1	1:59.628	31.184	31.561	20.691	36.192	39:50.689
20	1	1:58.729	31.110	31.352	20.644	35.623	41:49.418
21	1	1:58.877	30.988	31.582	20.583	35.724	43:48.295
22	1	1:59.457	31.052	31.856	20.671	35.878	45:47.752
23	1	1:58.913	31.047	31.358	20.621	35.887	47:46.665
24	1	1:58.695	31.057	31.237	20.691	35.710	49:45.360
25	1	1:59.174	31.062	31.510	20.822	35.780	51:44.534

111 **DAGO** — Audi R8 GPX
1.Pablo YEREGUI
2.Daniel CARRETERO

Lap	D	Time	Sector 1	Sector 2	Sector 3	Sector 4	Elapsed
1	2	2:01.350	33.471	31.855	20.457	35.567	2:01.350
2	2	1:59.346	31.288	31.365	20.804	35.889	4:00.696
3	2	1:59.938	31.731	31.445	20.726	36.036	6:00.634
4	2	1:58.037	30.846	31.407	20.584	35.200	7:58.671
5	2	1:58.935	30.947	31.421	20.910	35.657	9:57.606
6	2	1:58.915	31.252	31.374	20.731	35.558	11:56.521
7	2	1:59.221	31.543	31.547	20.747	35.384	13:55.742
8	2	1:57.629	30.547	31.316	20.775	34.991	15:53.371
9	2	1:58.907	31.403	31.631	20.731	35.142	17:52.278
10	2	1:59.529	31.698	31.792	20.955	35.084	19:51.807
11	2	2:05.769 **B**	31.701	31.775	21.179	41.114	21:57.576

133 **VELOSO MOTORSPORT** — Porsche 992 GT3 Cup GT CUP
1.Carlos VIEIRA(E)
2.Miguel LOBO

Lap	D	Time	Sector 1	Sector 2	Sector 3	Sector 4	Elapsed
1	1	2:02.959	34.427	31.939	20.768	35.825	2:02.959
2	1	1:59.427	31.312	31.517	20.638	35.960	4:02.386
3	1	1:59.194	31.154	31.494	20.564	35.982	6:01.580
4	1	1:58.844	30.931	31.595	20.512	35.806	8:00.424
5	1	1:58.982	31.128	31.354	20.674	35.826	9:59.406
6	1	1:59.270	31.154	31.610	20.654	35.852	11:58.676
7	1	1:59.436	31.116	31.630	20.805	35.885	13:58.112
8	1	1:59.256	31.036	31.762	20.694	35.764	15:57.368
9	1	1:59.565	31.172	31.899	20.779	35.715	17:56.933
10	1	1:59.756	31.172	31.975	20.737	35.872	19:56.689
11	1	2:00.152	31.286	31.888	21.084	35.894	21:56.841
12	1	2:00.434	31.453	32.118	21.103	35.760	23:57.275
13	1	1:59.765	31.195	31.873	20.842	35.855	25:57.040
14	1	2:06.566 **B**	31.738	32.192	21.376	41.260	28:03.606
15	2	3:17.648	1:47.177	32.576	21.640	36.255	31:21.254
16	2	2:01.731	31.762	32.104	21.222	36.643	33:22.985
17	2	2:01.106	31.507	32.309	21.278	36.012	35:24.091
18	2	2:01.371	31.621	32.287	21.360	36.103	37:25.462
19	2	2:01.337	31.733	32.207	21.345	36.052	39:26.799
20	2	2:00.210	31.416	31.837	21.239	35.718	41:27.009
21	2	2:01.047	31.866	32.278	21.104	35.799	43:28.056
22	2	2:01.807	31.778	32.576	21.618	35.835	45:29.863
23	2	2:00.198	31.522	31.906	20.966	35.804	47:30.061
24	2	2:00.858	31.736	32.075	21.177	35.870	49:30.919
25	2	2:01.316	31.590	32.197	21.473	36.056	51:32.235

191 **VELOSO MOTORSPORT** — Porsche 992 GT3 Cup GT CUP
1.Jean-Roch PIAT(BR/JF)

Lap	D	Time	Sector 1	Sector 2	Sector 3	Sector 4	Elapsed
1	1	2:11.768	37.811	33.900	22.674	37.383	2:11.768
2	1	2:04.883	32.761	33.051	22.161	36.910	4:16.651
3	1	2:03.215	32.327	32.707	21.711	36.470	6:19.866
4	1	2:04.509	32.534	32.808	21.794	37.373	8:24.375
5	1	2:04.245	32.866	32.834	21.620	36.925	10:28.620
6	1	3:18.458	32.257	33.374	21.995	1:50.832	13:47.078
7	1	2:06.038	32.990	33.149	22.035	37.864	15:53.116
8	1	2:09.204	34.014	35.019	22.304	37.867	18:02.320
9	1	2:07.549	33.876	33.612	22.524	37.537	20:09.869
10	1	2:12.465 **B**	34.313	33.526	22.094	42.532	22:22.334
11	1	3:12.612	1:40.794	32.840	21.989	36.989	25:34.946
12	1	2:05.340	33.227	33.128	22.140	36.845	27:40.286
13	1	2:06.227	33.153	34.113	22.053	36.908	29:46.513
14	1	2:06.904	33.381	34.111	22.126	37.286	31:53.417
15	1	2:06.123	32.942	33.115	22.856	37.210	33:59.540
16	1	2:05.331	32.915	33.522	21.988	36.906	36:04.871
17	1	2:04.799	32.461	33.225	22.157	36.956	38:09.670
18	1	2:06.601	33.038	33.870	22.032	37.661	40:16.271
19	1	2:08.436	33.872	34.084	22.765	37.715	42:24.707
20	1	2:08.672	33.691	34.424	23.250	37.307	44:33.379
21	1	2:08.926	33.689	34.423	23.344	37.470	46:42.305
22	1	2:07.331	33.802	33.669	22.537	37.323	48:49.636
23	1	2:08.863	33.967	35.235	22.201	37.460	50:58.499
24	1	2:05.754	33.008	33.660	22.213	36.873	53:04.253

911 **LMR MOTORSPORT** — Porsche 992 GT3 Cup GT CUP
1.Leandro MARTINS
2.Dieter SVEPES(E)

Lap	D	Time	Sector 1	Sector 2	Sector 3	Sector 4	Elapsed
1	1	2:06.036	35.522	32.713	21.575	36.226	2:06.036
2	1	2:00.866	31.949	32.011	20.993	35.913	4:06.902
3	1	2:00.692	31.847	31.759	21.216	35.870	6:07.594
4	1	2:00.376	31.429	31.717	20.955	36.275	8:07.970
5	1	2:00.956	32.194	31.880	20.929	35.953	10:08.926
6	1	2:00.566	31.791	31.791	21.293	35.691	12:09.492
7	1	2:00.105	31.454	31.827	20.927	35.897	14:09.597
8	1	1:59.778	31.434	31.686	21.118	35.540	16:09.375
9	1	2:00.478	31.545	31.786	21.352	35.795	18:09.853
10	1	2:06.063 **B**	31.643	31.477	21.438	41.505	20:15.916
11	2	3:13.444	1:44.495	31.997	20.730	36.222	23:29.360
12	2	1:58.637	31.153	31.580	20.437	35.467	25:27.997
13	2	1:58.155	30.767	31.449	20.327	35.612	27:26.152
14	2	1:58.934	30.851	31.297	20.859	35.927	29:25.086
15	2	1:58.865	31.038	31.059	21.137	35.631	31:23.951
16	2	1:58.474	30.801	31.259	20.703	35.711	33:22.425
17	2	1:58.496	30.844	31.221	20.664	35.767	35:20.921
18	2	1:59.383	31.185	31.567	20.899	35.732	37:20.304
19	2	1:59.229	31.208	31.421	20.913	35.687	39:19.533
20	2	1:59.881	31.425	31.544	21.117	35.795	41:19.414
21	2	2:01.123	31.254	32.040	20.962	36.867	43:20.537
22	2	1:59.417	31.340	31.643	20.979	35.455	45:19.954
23	2	2:00.920	31.095	32.050	20.753	37.022	47:20.874
24	2	2:04.811	32.438	32.101	21.541	38.731	49:25.685
25	2	2:05.715	32.285	32.188	21.589	39.653	51:31.400

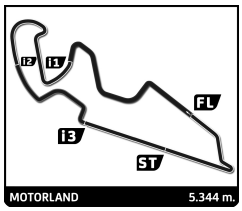

ROUND 1 - MOTORLAND

Campeonato de España GT-GT4

RACE 1

Weather Report

Air Temperature

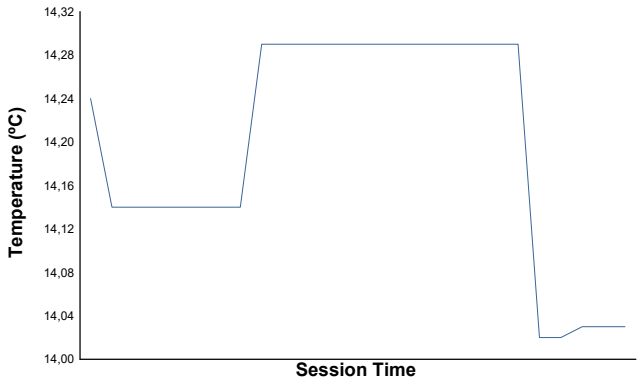

Track Temperature

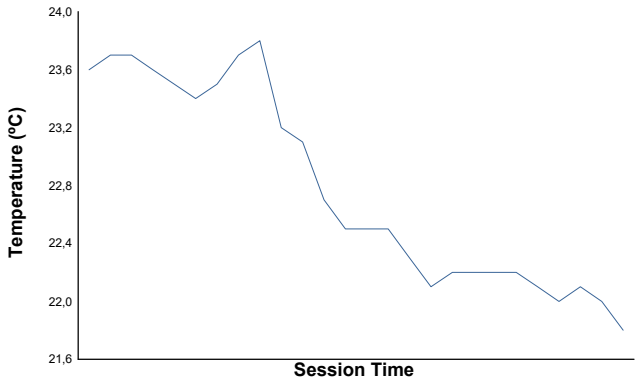

Humidity



Pressure

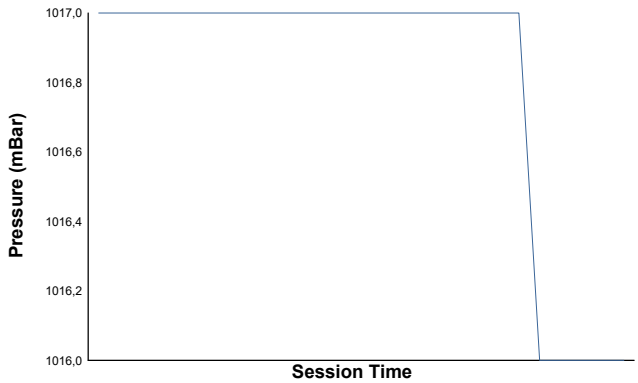

Wind Speed

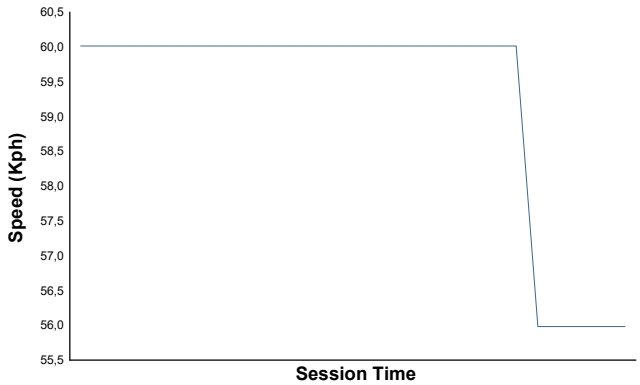

Wind Direction

North=0º/360º East=90º South=180º West=270º

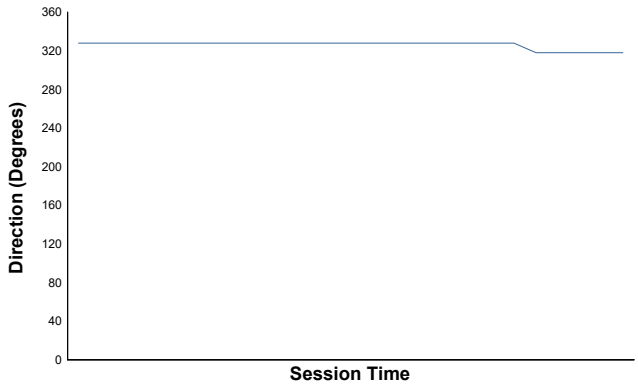

Track Status: **DRY**

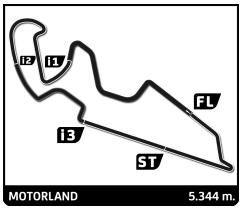

Campeonato de España GT-GT4

ROUND 1 - MOTORLAND

RACE 1

Provisional Classification

Hour	Flag	Message
15:57:25		AVISO TRACK LIMITS #133 #15 AT TURN 9
15:57:55		AVISO TRACK LIMITS #19 AT TURN 10
15:58:14		AVISO TRACK LIMITS #133 #15 AT TURN 9
16:02:59		AVISO TRACK LIMITS #911 #13 #24 AT TURN 9
16:06:53		AVISO TRACK LIMITS #133 AT TURN 9
16:08:36		INICIO HANDICAP
16:09:59		UNDER INVESTIGATION #133 AND #22
16:10:06		UNDER INVESTIGATION #133 AND #22
16:10:31		UNDER INVESTIGATION #133 AND #22 AT TURN 16
16:13:02		UNDER INVESTIGATION #111 INSIDE BOX
16:17:50		AVISO TRACK LIMITS #111 TURN 5
16:18:36		FIN HANDICAP
16:21:45		TRACK LIMIT #911 1seg. PENALTY
16:24:54		F4 RACE 1 PIT LANE WILL BE OPEN AT 16:50
16:29:08		AVISO TRACK LIMITS #22 AT TURN 9
16:29:24		AVISO TRACK LIMITS #24 AT TURN 1
16:29:54		AVISO TRACK LIMITS #133 AND #13 AT TURN 5, 1seg PENALTY
16:31:05		AVISO TRACK LIMITS #191 AT TURN10
16:40:04	FY	AVISO TRACK LIMITS #133 AT TURN 5 4 seg PENALTY
16:40:10		BANDERA A CUADROS
16:40:29		AVISO TRACK LIMIT #22 AT TURN 10
16:40:35		AVISO TRACK LIMIT #22 AT TURN 10
16:42:16	GF	GREEN FLAG

Published at: .....

Race Director:	Timekeeper:
Maxi GUERRERO	Alberto ESTÉBANEZ

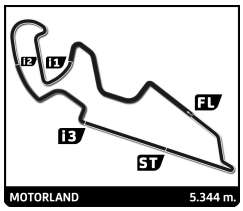

Campeonato de España GT-GT4

Amended

ROUND 1 - MOTORLAND

RACE 2 (48 Minutes +1 Lap)

Final Starting Grid

2:14.900	José SANTOS(BR)	UCAV RACING	36	- 6 -	30	CHEFO SPORT	Máximo VARELA(BR) 2:11.043
2:10.971	Vicente DASI(JF/BR)	PCR SPORT	26	- 5 -	24	GT CORSE	Manuel BERTOLIN(E) 2:08.057
2:03.774	Jean-Roch PIAT(BR/JF)	VELOSO MOTORSPORT	191	- 4 -	15	GT CORSE	Asier GOROSTIZA(JF/BR) 2:02.260
2:00.224	Manuel CAÑIZARES(BR)	GT CORSE	19	- 3 -	47	ROAD TO LEMANS	Pablo V. BRAS 2:00.062
1:59.175	Alejandro BARAMBIO	GT CORSE	22	- 2 -	13	BAPORO	Joan VINYES(E) 1:58.678
1:58.583	Miguel LOBO	VELOSO MOTORSPORT	133	- 1 -	911	LMR MOTORSPORT	Dieter SVEPES(E) 1:58.184

Pole

Stewards:
Fidel GARCÍA Adrián MAUREL Victor LASMARIAS

Timekeeper:
Alberto ESTÉBANEZ

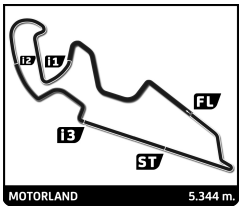

Campeonato de España GT-GT4

ROUND 1 - MOTORLAND

RACE 2 (48 Minutes +1 Lap)

Final Classification

	No	Drivers	Team	Car	Cl.	Laps	Total Time	Gap	Kph	Best Lap Lap	Best Lap Time	Best Lap Kph
1	133	C. VIEIRA(E)/M. LOBO	VELOSO MOTORSPORT	Porsche 992 GT3 Cup	GT CUP	25	**51:23.110**	-	156.0	19	**1:58.766**	162.0
2	13	J. FONT(E)/J. VINYES(E)	BAPORO	Porsche 992 GT3 Cup	GT CUP	25	**51:30.563**	+7.453	155.6	12	**1:58.604**	162.2
3	911	L. MARTINS/D. SVEPES(E)	LMR MOTORSPORT	Porsche 992 GT3 Cup	GT CUP	25	**51:41.786**	+18.676	155.1	4	**1:58.179**	162.8
4	22	B. GARCIA(E)/A. BARAMBIO	GT CORSE	Porsche 992 GT3 Cup	GT CUP	25	**52:13.959**	+50.849	153.5	14	**1:58.140**	162.8
5	19	S. VILLADARY(BR)/M. CAÑIZARES(BR)	GT CORSE	Porsche 992 GT3 Cup	GT CUP	25	**53:13.843**	+1:50.733	150.6	3	**1:59.727**	160.7
6	15	S. HEBRARD(BR)/A. GOROSTIZA(JF/BR)	GT CORSE	Porsche 992 GT3 Cup	GT CUP	25	**53:14.539**	+1:51.429	150.6	23	**2:00.094**	160.2
7	47	P. BRAS/P. BAY(E)	ROAD TO LEMANS	Porsche 992 GT3 Cup	GT CUP	24	**50:20.535**	1 Lap	152.9	6	**1:59.673**	160.8
8	191	J. PIAT(BR/JF)	VELOSO MOTORSPORT	Porsche 992 GT3 Cup	GT CUP	24	**51:33.353**	1 Lap	149.3	10	**2:03.072**	156.3
9	24	M. BERTOLIN(E)	GT CORSE	BMW M4 GT4 EVO	GT4	24	**53:03.703**	1 Lap	145.0	3	**2:06.422**	152.2
10	30	H. VARELA(BR)/M. VARELA(BR)	CHEFO SPORT	Ligier Js2r	GPR	23	**51:49.632**	2 Laps	142.3	23	**2:08.679**	149.5
11	26	J. PARERA(JF/BR)/V. DASI(JF/BR)	PCR SPORT	Mercedes AMG GT4	GT4	23	**52:10.859**	2 Laps	141.3	19	**2:09.466**	148.6
12	36	C. ALVAREZ(JF/BR)/J. SANTOS(BR)	UCAV RACING	Howe Mustang TA2	GPR	21	**53:23.380**	4 Laps	126.1	3	**2:11.857**	145.9

Pole Position:		Dieter SVEPES(E)	**1:58.184**	162.8 Kph
Fastest Lap:	Lap 14	Borja GARCIA(E)	**1:58.140**	162.8 Kph

COCHE #30 & #911 - PENALIZACIÓN DE 1 SEGUNDO - TRACK LIMITS
COCHE #13 & #26 - PENALIZACIÓN DE 1 + 4 SEGUNDOS - TRACK LIMITS
COCHE #24, #27, #33, #44 & #237 - PENALIZACIÓN DE 1 + 4 + 5 SEGUNDOS - TRACK LIMITS
COCHE #15, #19, #22 & #47 - PENALIZACIÓN DE 1 + 4 + 5 + 10 SEGUNDOS - TRACK LIMITS

Published at: 15:25

Track Status: **DRY**

Stewards:
Fidel GARCÍA Adrián MAUREL Victor LASMARIAS

Timekeeper:
Alberto ESTÉBANEZ

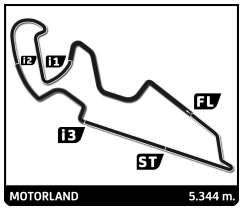

Campeonato de España GT-GT4

ROUND 1 - MOTORLAND

RACE 2 (48 Minutes +1 Lap)

Final Classification by Class

	No	Drivers	Team	Car	Laps	Total Time	Gap	Kph	Best Lap Lap	Best Lap Time	Best Lap Kph
GPR											
1	30	H. VARELA(BR) / M. VARELA(BR)	CHEFO SPORT	Ligier Js2r	23	**51:49.632**		142.3	23	**2:08.679**	149.5
2	36	C. ALVAREZ(JF/BR) / J. SANTOS(BR)	UCAV RACING	Howe Mustang TA2	21	**53:23.380**	2 Laps	126.1	3	**2:11.857**	145.9
GT CUP											
1	133	C. VIEIRA(E) / M. LOBO	VELOSO MOTORSPORT	Porsche 992 GT3 Cup	25	**51:23.110**		156.0	19	**1:58.766**	162.0
2	13	J. FONT(E) / J. VINYES(E)	BAPORO	Porsche 992 GT3 Cup	25	**51:30.563**	+7.453	155.6	12	**1:58.604**	162.2
3	911	L. MARTINS / D. SVEPES(E)	LMR MOTORSPORT	Porsche 992 GT3 Cup	25	**51:41.786**	+18.676	155.1	4	**1:58.179**	162.8
4	22	B. GARCIA(E) / A. BARAMBIO	GT CORSE	Porsche 992 GT3 Cup	25	**52:13.959**	+50.849	153.5	14	**1:58.140**	162.8
5	19	S. VILLADARY(BR) / M. CAÑIZARES(BR)	GT CORSE	Porsche 992 GT3 Cup	25	**53:13.843**	+1'50.733	150.6	3	**1:59.727**	160.7
6	15	S. HEBRARD(BR) / A. GOROSTIZA(JF/BR)	GT CORSE	Porsche 992 GT3 Cup	25	**53:14.539**	+1'51.429	150.6	23	**2:00.094**	160.2
7	47	P. BRAS / P. BAY(E)	ROAD TO LEMANS	Porsche 992 GT3 Cup	24	**50:20.535**	1 Lap	152.9	6	**1:59.673**	160.8
8	191	J. PIAT(BR/JF)	VELOSO MOTORSPORT	Porsche 992 GT3 Cup	24	**51:33.353**	1 Lap	149.3	10	**2:03.072**	156.3
GT4											
1	24	M. BERTOLIN(E)	GT CORSE	BMW M4 GT4 EVO	24	**53:03.703**		145.0	3	**2:06.422**	152.2
2	26	J. PARERA(JF/BR) / V. DASI(JF/BR)	PCR SPORT	Mercedes AMG GT4	23	**52:10.859**	1 Lap	141.3	19	**2:09.466**	148.6

COCHE #30 & #911 - PENALIZACIÓN DE 1 SEGUNDO - TRACK LIMITS
COCHE #13 & #26 - PENALIZACIÓN DE 1 + 4 SEGUNDOS - TRACK LIMITS
COCHE #24, #27, #33, #44 & #237 - PENALIZACIÓN DE 1 + 4 + 5 SEGUNDOS - TRACK LIMITS
COCHE #15, #19, #22 & #47 - PENALIZACIÓN DE 1 + 4 + 5 + 10 SEGUNDOS - TRACK LIMITS

Published at: 15:25

Track Status: **DRY**

Stewards:
Fidel GARCÍA Adrián MAUREL Victor LASMARIAS

Timekeeper:
Alberto ESTÉBANEZ

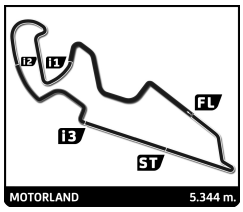

Campeonato de España GT-GT4

ROUND 1 - MOTORLAND

RACE 2

Provisional Classification by Driver Fastest Lap

	No	Team	Car	Class	Driver	Time	Lap	Total	Gap		Kph
1	22	GT CORSE	Porsche 992 GT3 Cup	GT CUP	**Borja GARCIA(E)**	1:58.140	4	15			162.8
2	911	LMR MOTORSPORT	Porsche 992 GT3 Cup	GT CUP	**Dieter SVEPES(E)**	1:58.179	4	25	0.039	0.039	162.8
3	13	BAPORO	Porsche 992 GT3 Cup	GT CUP	**Joan VINYES(E)**	1:58.604	12	14	0.464	0.425	162.2
4	133	VELOSO MOTORSPORT	Porsche 992 GT3 Cup	GT CUP	**Carlos VIEIRA(E)**	1:58.766	8	14	0.626	0.162	162.0
5	22	GT CORSE	Porsche 992 GT3 Cup	GT CUP	**Alejandro BARAMBIO**	1:59.122	9	10	0.982	0.356	161.5
6	47	ROAD TO LEMANS	Porsche 992 GT3 Cup	GT CUP	**Pablo V. BRAS**	1:59.673	6	14	1.533	0.551	160.8
7	13	BAPORO	Porsche 992 GT3 Cup	GT CUP	**Jaume Font FONT(E)**	1:59.700	6	11	1.560	0.027	160.7
8	133	VELOSO MOTORSPORT	Porsche 992 GT3 Cup	GT CUP	**Miguel LOBO**	1:59.704	6	11	1.564	0.004	160.7
9	19	GT CORSE	Porsche 992 GT3 Cup	GT CUP	**Manuel CAÑIZARES(BR)**	1:59.727	3	14	1.587	0.023	160.7
10	15	GT CORSE	Porsche 992 GT3 Cup	GT CUP	**Sacha HEBRARD(BR)**	2:00.094	11	13	1.954	0.367	160.2
11	47	ROAD TO LEMANS	Porsche 992 GT3 Cup	GT CUP	**Patrick L. BAY(E)**	2:00.555	3	10	2.415	0.461	159.6
12	15	GT CORSE	Porsche 992 GT3 Cup	GT CUP	**Asier GOROSTIZA(JF/BR)**	2:01.355	5	12	3.215	0.800	158.5
13	19	GT CORSE	Porsche 992 GT3 Cup	GT CUP	**Sebastián VILLADARY(BR)**	2:01.728	10	11	3.588	0.373	158.0
14	191	VELOSO MOTORSPORT	Porsche 992 GT3 Cup	GT CUP	**Jean-Roch PIAT(BR/JF)**	2:03.072	10	24	4.932	1.344	156.3
15	24	GT CORSE	BMW M4 GT4 EVO	GT4	**Manuel BERTOLIN(E)**	2:06.422	3	24	8.282	3.350	152.2
16	30	CHEFO SPORT	Ligier Js2r	GPR	**Henrique VARELA(BR)**	2:08.679	11	11	10.539	2.257	149.5
17	26	PCR SPORT	Mercedes AMG GT4	GT4	**Josep PARERA(JF/BR)**	2:09.466	8	12	11.326	0.787	148.6
18	30	CHEFO SPORT	Ligier Js2r	GPR	**Máximo VARELA(BR)**	2:10.553	8	12	12.413	1.087	147.4
19	26	PCR SPORT	Mercedes AMG GT4	GT4	**Vicente DASI(JF/BR)**	2:10.593	6	11	12.453	0.040	147.3
20	36	UCAV RACING	Howe Mustang TA2	GPR	**José SANTOS(BR)**	2:11.857	3	12	13.717	1.264	145.9
21	36	UCAV RACING	Howe Mustang TA2	GPR	**Carlos ALVAREZ(JF/BR)**	2:34.339	8	9	36.199	22.482	124.7
22	911	LMR MOTORSPORT	Porsche 992 GT3 Cup	GT CUP	**Leandro MARTINS**						

Published at: XX:XX

Race Director:	**Timekeeper:**
Maxi GUERRERO	Alberto ESTÉBANEZ

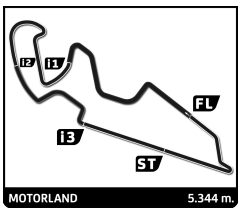

Campeonato de España GT-GT4

ROUND 1 - MOTORLAND

RACE 2

Lap Chart

No	Pos	Grid	Lap 1	2	3	4	5	6	7	8	9	10	11	12	13	14	15	16	17	18	19	20	21	22	23	24	25
911	**1**	911	911	911	911	911	911	911	911	911	911	911	911	911	911	911	911	13	13	13	13	13	13	133	133	133	133
133	**2**	133	13	13	13	13	13	13	13	13	13	13	13	13	13	13	13	133	133	133	133	133	133	13	13	13	13
13	**3**	13	133	133	133	133	133	133	133	133	133	47	47	47	47	19	133	911	911	911	911	911	911	911	911	911	911
22	**4**	22	19	19	19	19	19	47	47	47	47	19	19	19	19	47	47	47	47	47	47	47	47	47	47	22	22
47	**5**	47	47	47	47	47	47	19	19	19	19	133	133	15	133	133	19	19	19	22	22	22	22	22	22	47	19
19	**6**	19	15	15	15	15	15	15	15	15	15	15	15	191	24	15	22	22	22	19	19	19	19	19	19	19	15
15	**7**	15	191	191	191	191	191	22	22	22	22	22	191	133	15	22	15	15	15	15	15	15	15	15	15	15	
191	**8**	191	24	24	24	22	22	191	191	191	191	191	24	24	22	191	191	191	191	191	191	191	191	191	191	191	
24	**9**	24	30	30	22	24	24	24	24	24	24	24	22	22	191	24	24	24	24	24	24	24	24	24	24	24	
26	**10**	26	26	26	30	30	30	30	30	30	30	30	30	30	30	30	30	30	30	30	30	30	30	30	30		
30	**11**	30	36	22	26	26	26	26	26	26	26	26	26	36	26	26	26	26	26	26	26	26	26	26	26		
36	**12**	36	22	36	36	36	36	36	36	36	36	36	36	26	36	36	36	36	36	36	36	36	36				

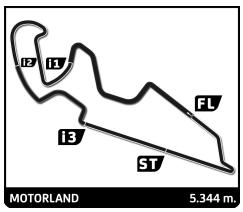

Campeonato de España GT-GT4

ROUND 1 - MOTORLAND

RACE 2

Best Sector Times

	Sector 1			Sector 2			Sector 3			Sector 4						
	No	Driver	Time	No	Driver	Time	No	Driver	Time	No	Driver	Time		No	Ideal Lap	Best Lap	
1	22	B.GARCIA(E)	30.688	911	D.SVEPES(E)	31.230	911	D.SVEPES(E)	20.285	133	C.VIEIRA(E)	35.383	1	911	1:57.715	1:58.179	(2)
2	133	C.VIEIRA(E)	30.694	22	B.GARCIA(E)	31.278	22	B.GARCIA(E)	20.314	22	B.GARCIA(E)	35.452	2	22	1:57.732	1:58.140	(1)
3	911	D.SVEPES(E)	30.694	13	J.VINYES(E)	31.284	13	J.VINYES(E)	20.561	911	D.SVEPES(E)	35.506	3	13	1:58.156	1:58.604	(3)
4	13	J.VINYES(E)	30.713	47	P.BRAS	31.491	133	C.VIEIRA(E)	20.583	47	P.BRAS	35.595	4	133	1:58.203	1:58.766	(4)
5	19	M.CAÑIZARES(BR)	30.894	133	C.VIEIRA(E)	31.543	47	P.BRAS	20.861	13	J.VINYES(E)	35.598	5	47	1:59.003	1:59.673	(5)
6	47	P.BRAS	31.056	19	M.CAÑIZARES(BR)	31.577	15	S.HEBRARD(BR)	20.914	19	M.CAÑIZARES(BR)	35.621	6	19	1:59.091	1:59.727	(6)
7	15	S.HEBRARD(BR)	31.075	15	S.HEBRARD(BR)	31.655	19	M.CAÑIZARES(BR)	20.999	15	S.HEBRARD(BR)	35.903	7	15	1:59.547	2:00.094	(7)
8	191	J.PIAT(BR/JF)	32.073	191	J.PIAT(BR/JF)	32.606	24	M.BERTOLIN(E)	21.244	191	J.PIAT(BR/JF)	36.527	8	191	2:02.677	2:03.072	(8)
9	24	M.BERTOLIN(E)	32.752	24	M.BERTOLIN(E)	33.445	191	J.PIAT(BR/JF)	21.471	26	J.PARERA(JF/BR)	38.830	9	24	2:06.280	2:06.422	(9)
10	30	H.VARELA(BR)	33.570	30	H.VARELA(BR)	33.848	30	H.VARELA(BR)	22.058	24	M.BERTOLIN(E)	38.839	10	30	2:08.628	2:08.679	(10)
11	26	J.PARERA(JF/BR)	33.999	26	J.PARERA(JF/BR)	34.129	26	J.PARERA(JF/BR)	22.134	36	J.SANTOS(BR)	39.015	11	26	2:09.092	2:09.466	(11)
12	36	J.SANTOS(BR)	34.089	36	J.SANTOS(BR)	34.254	36	J.SANTOS(BR)	22.687	30	H.VARELA(BR)	39.152	12	36	2:10.045	2:11.857	(12)

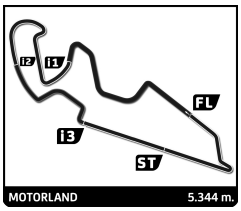

Campeonato de España GT-GT4

ROUND 1 - MOTORLAND

RACE 2

Best Top Speed

Team	Car	Class	Top Speed	Top 1 Kph	Top 1 Lap	Top 2 Kph	Top 2 Lap	Top 3 Kph	Top 3 Lap	Top 4 Kph	Top 4 Lap	Top 5 Kph	Top 5 Lap	Avg
13 BAPORO	Porsche 992 GT3 Cup	GT CUP	**J. VINYES(E)**	**258.4**	13	257.1	25	257.1	24	257.1	21	257.1	6	257,4
19 GT CORSE	Porsche 992 GT3 Cup	GT CUP	**M. CAÑIZARES(BR)**	**257.8**	9	257.1	12	257.1	6	257.1	3	256.5	5	257,1
22 GT CORSE	Porsche 992 GT3 Cup	GT CUP	**B. GARCIA(E)**	**257.8**	12	257.1	25	257.1	21	257.1	14	256.5	5	257,1
133 VELOSO MOTORSPORT	Porsche 992 GT3 Cup	GT CUP	**C. VIEIRA(E)**	**257.8**	21	257.1	25	257.1	8	255.9	9	255.9	10	256,8
47 ROAD TO LEMANS	Porsche 992 GT3 Cup	GT CUP	**P. BRAS**	**257.1**	13	256.5	5	255.9	6	255.3	9	254.7	24	255,9
911 LMR MOTORSPORT	Porsche 992 GT3 Cup	GT CUP	**D. SVEPES(E)**	**257.1**	10	256.5	5	256.5	6	256.5	13	256.5	15	256,6
15 GT CORSE	Porsche 992 GT3 Cup	GT CUP	**S. HEBRARD(BR)**	**256.5**	25	256.5	24	256.5	23	255.9	12	255.3	18	256,1
191 VELOSO MOTORSPORT	Porsche 992 GT3 Cup	GT CUP	**J. PIAT(BR/JF**	**253.5**	20	253.5	17	253.5	9	253.5	5	252.9	3	253,4
36 UCAV RACING	Howe Mustang TA2	GPR	**J. SANTOS(BR)**	**242.7**	3	240.5	1	239.5	2	238.4	4	227.4	11	237,7
26 PCR SPORT	Mercedes AMG GT4	GT4	**V. DASI(JF/BR)**	**236.3**	5	235.8	19	235.3	8	235.3	6	235.3	3	235,6
24 GT CORSE	BMW M4 GT4 EVO	GT4	**M. BERTOLIN(E)**	**235.3**	23	234.3	17	233.8	24	233.8	18	233.3	11	234,1
30 CHEFO SPORT	Ligier Js2r	GPR	**H. VARELA(BR)**	**230.8**	23	229.8	1	229.8	17	229.8	19	229.8	21	230,0

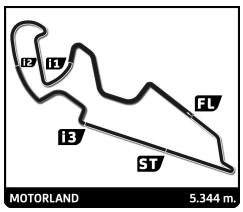

Campeonato de España GT-GT4

ROUND 1 - MOTORLAND

RACE 2

Leader Sequence by Class

No	Team	Car	Start Lap	End Lap	Laps	Total Laps
GPR						
30	CHEFO SPORT	Ligier Js2r	1	23	**23**	23
GT CUP						
911	LMR MOTORSPORT	Porsche 992 GT3 Cup	1	15	**15**	15
13	BAPORO	Porsche 992 GT3 Cup	16	21	**6**	6
133	VELOSO MOTORSPORT	Porsche 992 GT3 Cup	22	25	**4**	4
GT4						
24	GT CORSE	BMW M4 GT4 EVO	1	24	**24**	24

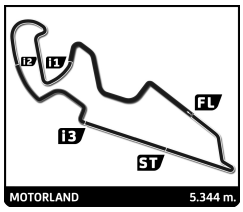

Campeonato de España GT-GT4

ROUND 1 - MOTORLAND

RACE 2

Fastest Lap Sequence

Elapsed	No	Team	Car	Class	Driver	Time	Kph	Lap
4:00.760	**911**	LMR MOTORSPORT	Porsche 992 GT3 Cup	GT CUP	**Dieter SVEPES(E)**	**1:58.737**	162.0	2
5:59.353	**911**	LMR MOTORSPORT	Porsche 992 GT3 Cup	GT CUP	**Dieter SVEPES(E)**	**1:58.593**	162.2	3
7:57.532	**911**	LMR MOTORSPORT	Porsche 992 GT3 Cup	GT CUP	**Dieter SVEPES(E)**	**1:58.179**	162.8	4
30:06.335	**22**	GT CORSE	Porsche 992 GT3 Cup	GT CUP	**Borja GARCIA(E)**	**1:58.140**	162.8	4

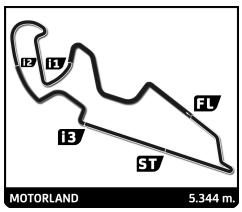

Campeonato de España GT-GT4

ROUND 1 - MOTORLAND

RACE 2

Analysis by lap

Lapped

Lap 1

No	Lap Time	Gap
911	2:02.023	0.000
13	2:03.878	1.855
133	2:04.607	2.584
19	2:05.716	3.693
47	2:06.566	4.543
15	2:07.777	5.754
191	2:13.497	11.474
24	2:17.464	15.441
30	2:19.421	17.398
26	2:21.291	19.268
36	2:26.558	24.535
22	2:37.472	35.449

Lap 2

No	Lap Time	Gap
911	1:58.737	
13	1:59.283	2.401
133	1:59.893	3.740
19	1:59.852	4.808
47	1:59.677	5.483
15	2:02.532	9.549
191	2:05.874	18.611
24	2:07.224	23.928
30	2:12.925	31.586
26	2:12.059	32.590
22	2:00.079	36.791
36	2:14.953	40.751

Lap 3

No	Lap Time	Gap
911	1:58.593	
13	1:58.949	2.757
133	2:00.432	5.579
19	1:59.727	5.942
47	1:59.845	6.735
15	2:02.602	13.558
191	2:04.678	24.696
24	2:06.422	31.757
22	1:59.516	37.714
30	2:13.407	46.400
26	2:13.597	47.594
36	2:11.857	54.015

Lap 4

No	Lap Time	Gap
911	1:58.179	
13	1:59.016	3.594
133	2:00.052	7.452
19	2:00.149	7.912
47	1:59.832	8.388
15	2:01.823	17.202
191	2:04.587	31.104
22	2:00.003	39.538
24	2:07.387	40.965
30	2:11.496	59.717
26	2:11.812	1:01.227
36	2:20.838	1:16.674

Lap 5

No	Lap Time	Gap
911	1:58.705	
13	1:59.153	4.042
133	1:59.900	8.647
19	1:59.940	9.147
47	1:59.749	9.432
15	2:01.355	19.852
191	2:04.698	37.097
22	1:59.735	40.568
24	2:07.951	50.211
30	2:11.609	1:12.621
26	2:11.218	1:13.740
36	2:21.277	1:39.246

Lap 6

No	Lap Time	Gap
911	1:59.061	
13	1:58.679	3.660
133	1:59.704	9.290
47	1:59.673	10.044
19	2:00.346	10.432
15	2:01.508	22.299
22	2:00.383	41.890
191	2:06.941	44.977
24	2:07.272	58.422
30	2:11.362	1:24.922
26	2:10.593	1:25.272
36	2:15.582	1:55.767

Lap 7

No	Lap Time	Gap
911	1:59.205	
13	1:58.818	3.273
133	2:00.154	10.239
47	1:59.683	10.522
19	1:59.892	11.119
15	2:02.479	25.573
22	1:59.679	42.364
191	2:05.582	51.354
24	2:07.749	1:06.966
30	2:11.230	1:36.947
26	2:12.358	1:38.425

Lap 8

No	Lap Time	Gap
911	1:59.036	
13	1:59.137	3.374
133	2:01.310	12.513
47	2:01.194	12.680
19	2:00.951	13.034
36	2:19.079	1 Lap
15	2:02.060	28.597
22	2:00.243	43.571
191	2:03.728	56.046
24	2:07.328	1:15.258
30	2:10.553	1:48.464
26	2:11.416	1:50.805

Lap 9

No	Lap Time	Gap
911	1:58.773	
13	1:59.262	3.863
133	2:00.023	13.763
47	2:00.219	14.126
19	2:00.415	14.676
15	2:02.017	31.841
36	2:19.509	1 Lap
22	1:59.122	43.920
191	2:03.680	1:00.953
24	2:07.483	1:23.968

Lap 10

No	Lap Time	Gap
911	2:00.225	
30	2:11.621	1 Lap
13	1:59.264	2.902
26	2:15.964	1 Lap
47	2:00.408	14.309
19	2:01.303	15.754
133	2:02.664	16.202
15	2:02.193	33.809
22	2:06.841	50.536
36	2:25.434	1 Lap
191	2:03.072	1:03.800
24	2:07.787	1:31.530

Lap 11

No	Lap Time	Gap
911	1:59.444	
13	1:59.278	2.736
30	2:11.052	1 Lap
47	2:00.423	15.288
19	2:00.296	16.606
133	2:05.340	22.098
26	2:16.757	1 Lap
15	2:01.571	35.936
191	2:04.489	1:08.845
36	2:17.197	1 Lap
24	2:07.361	1:39.447

Lap 12

No	Lap Time	Gap
911	1:58.914	
13	1:58.604	2.426
47	2:00.890	17.264
19	2:00.015	17.707
22	3:26.296	1 Lap
30	2:13.238	1 Lap
15	2:07.443	44.465
26	2:19.545	1 Lap
191	2:10.441	1:20.372
36	2:13.897	1 Lap
133	3:15.237	1:38.421
24	2:07.454	1:47.987

Lap 13

No	Lap Time	Gap
911	1:58.788	
13	1:59.110	2.748
47	2:00.156	18.632
22	1:59.330	1 Lap
19	2:00.865	19.784
30	2:16.093	1 Lap
133	1:59.688	1:39.321

Lap 14

No	Lap Time	Gap
911	1:58.952	
36	2:25.523	2 Laps
24	2:14.334	1 Lap
13	2:04.290	8.086
15	3:29.687	1 Lap
22	1:59.496	1 Lap
26	3:31.700	2 Laps
19	2:07.175	28.007
47	2:09.714	29.394
191	3:09.615	1 Lap
133	1:59.150	1:39.519

Lap 15

No	Lap Time	Gap
911	2:04.510	
15	2:00.603	1 Lap
22	1:58.140	1 Lap
30	3:34.553	2 Laps
26	2:11.817	2 Laps
191	2:05.300	1 Lap
13	3:24.562	1:28.138
24	3:33.678	1 Lap
133	1:59.116	1:34.125
47	3:24.610	1:49.494
19	3:26.209	1:49.706
22	1:59.949	2:13.139
15	2:01.989	2:14.494
36	4:24.434	2 Laps
30	2:10.780	1 Lap
26	2:10.109	1 Lap
191	2:08.046	2:41.083

Lap 16

No	Lap Time	Gap
13	2:01.156	
133	2:00.657	5.488
911	3:37.428	8.134
24	2:07.581	1 Lap
47	2:02.230	22.430
19	2:04.564	24.976
22	1:58.141	41.986
15	2:00.572	45.772
30	2:11.423	1 Lap
26	2:09.697	1 Lap
191	2:07.217	1:19.006
36	2:36.377	2 Laps

Lap 17

No	Lap Time	Gap
13	2:00.856	
133	1:59.718	4.350
911	2:00.452	7.730
24	2:07.195	1 Lap
47	2:00.555	22.129
19	2:03.284	27.404
22	1:58.489	39.619
15	2:07.875	52.791
30	2:09.454	1 Lap
191	2:05.622	1:23.772
26	2:11.144	1 Lap

Lap 18

No	Lap Time	Gap
13	2:00.780	
133	1:58.825	2.395
911	1:59.832	6.782
36	2:41.055	3 Laps
47	2:01.643	22.992
24	2:07.243	1 Lap
22	1:58.250	37.089
19	2:11.355	37.979
30	2:09.531	1 Lap
15	2:33.882	1:25.893
191	2:07.212	1:30.204
26	2:10.478	1 Lap

Lap 19

No	Lap Time	Gap
13	1:59.881	
133	1:58.766	1.280
911	2:00.422	7.323
47	2:00.930	24.041
24	2:07.694	1 Lap
22	1:58.626	35.834
36	2:40.138	3 Laps
19	2:37.366	1:15.464
15	2:01.140	1:27.152
30	2:09.140	1 Lap
191	2:05.830	1:36.153
26	2:10.340	1 Lap

Lap 20

No	Lap Time	Gap
13	1:59.700	
133	1:59.435	1.015
911	2:00.567	8.190
47	2:01.708	26.049
22	1:58.727	34.861
24	2:08.416	1 Lap
19	2:02.915	1:18.679
36	2:37.814	3 Laps
15	2:00.860	1:28.312
191	2:06.671	1:43.124
30	2:10.975	1 Lap
26	2:09.466	1 Lap

Lap 21

No	Lap Time	Gap
13	2:00.106	
133	1:59.516	0.425
911	2:00.197	8.281

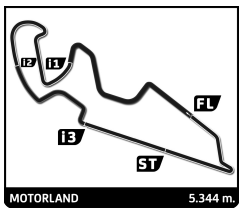

Campeonato de España GT-GT4

ROUND 1 - MOTORLAND

RACE 2

Analysis by lap

Lapped

No	Lap Time	Gap	No	Lap Time	Gap	No	Lap Time	Gap	No	Lap Time	Gap	No	Lap Time	Gap
47	2:01.177	27.120	24	2:07.622	1 Lap									
22	1:58.158	32.913	19	2:02.174	1:30.733									
24	2:07.602	1 Lap	15	2:01.468	1:31.429									
19	2:02.409	1:20.982	36	2:40.578	4 Laps									
15	2:00.291	1:28.497												
191	2:05.735	1:48.753												
30	2:10.106	1 Lap												

Lap 22

133	2:00.682	
13	2:01.466	0.359
36	2:37.825	4 Laps
26	2:10.265	2 Laps
911	2:00.230	7.404
47	2:01.179	27.192
22	1:58.269	30.075
24	2:07.884	1 Lap
19	2:02.392	1:22.267
15	2:00.563	1:27.953
191	2:05.545	1:53.191

Lap 23

133	1:59.732	
13	2:00.539	1.166
30	2:10.099	2 Laps
911	2:00.142	7.814
26	2:11.275	2 Laps
47	2:01.574	29.034
22	1:59.129	29.472
36	2:39.116	4 Laps
24	2:07.990	1 Lap
19	2:02.805	1:25.340
15	2:00.094	1:28.315

Lap 24

133	1:59.161	
191	2:07.151	1 Lap
13	1:59.973	1.978
911	2:00.694	9.347
30	2:09.885	2 Laps
22	1:59.864	30.175
26	2:11.078	2 Laps
47	2:06.900	36.773
24	2:07.582	1 Lap
36	2:34.339	4 Laps
19	2:01.728	1:27.907
15	2:00.155	1:29.309

Lap 25

133	1:59.348	
13	1:59.823	2.453
191	2:08.142	1 Lap
911	2:07.677	17.676
30	2:08.679	2 Laps
22	2:00.022	30.849
26	2:11.880	2 Laps

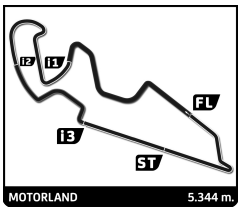

Campeonato de España GT-GT4
ROUND 1 - MOTORLAND
RACE 2

Handicaps Analysis

No	In Time Hour	In Time Elapsed	Out Time Hour	Out Time Elapsed	Pit Time	Handicap	Gap	Window	
13	**BAPORO** / Porsche 992 GT3 Cup								GT CUP
1	13:21:55.593	27:52.438	13:23:26.691	29:23.536	1:31.098 (91.098)	90	1.098	Pit Window	
15	**GT CORSE** / Porsche 992 GT3 Cup								GT CUP
1	13:18:34.042	24:30.887	13:20:06.780	26:03.625	1:32.738 (92.738)	70	22.738	Pit Window	
2	13:30:14.867	36:11.712	13:30:55.939	36:52.784	41.072 (41.072)				
19	**GT CORSE** / Porsche 992 GT3 Cup								GT CUP
1	13:22:15.418	28:12.263	13:23:41.152	29:37.997	1:25.734 (85.734)	70	15.734	Pit Window	
2	13:32:00.293	37:57.138	13:32:43.567	38:40.412	43.274 (43.274)				
22	**GT CORSE** / Porsche 992 GT3 Cup								GT CUP
1	13:14:41.399	20:38.244	13:16:19.270	22:16.115	1:37.871 (97.871)	95	2.871	Pit Window	
24	**GT CORSE** / BMW M4 GT4 EVO								GT4
1	13:21:52.060	27:48.905	13:23:23.779	29:20.624	1:31.719 (91.719)	90	1.719	Pit Window	
26	**PCR SPORT** / Mercedes AMG GT4								GT4
1	13:18:35.172	24:32.017	13:19:59.611	25:56.456	1:24.439 (84.439)	70	14.439	Pit Window	
30	**CHEFO SPORT** / Ligier Js2r								GPR
1	13:20:32.887	26:29.732	13:22:03.189	28:00.034	1:30.302 (90.302)	80	10.302	Pit Window	
36	**UCAV RACING** / Howe Mustang TA2								GPR
1	13:21:51.000	27:47.845	13:23:38.549	29:35.394	1:47.549 (107.549)	70	37.549	Pit Window	
47	**ROAD TO LEMANS** / Porsche 992 GT3 Cup								GT CUP
1	13:22:16.788	28:13.633	13:23:45.678	29:42.523	1:28.890 (88.890)	80	8.890	Pit Window	
133	**VELOSO MOTORSPORT** / Porsche 992 GT3 Cup								GT CUP
1	13:16:13.083	22:09.928	13:17:35.652	23:32.497	1:22.569 (82.569)	80	2.569	Pit Window	
191	**VELOSO MOTORSPORT** / Porsche 992 GT3 Cup								GT CUP
1	13:19:10.198	25:07.043	13:20:22.857	26:19.702	1:12.659 (72.659)	70	2.659	Pit Window	
911	**LMR MOTORSPORT** / Porsche 992 GT3 Cup								GT CUP
1	13:23:52.160	29:49.005	13:25:33.780	31:30.625	1:41.620 (101.620)	100	1.620	Pit Window	

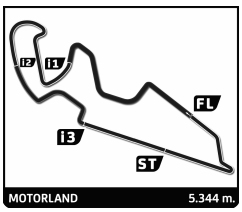

Campeonato de España GT-GT4
ROUND 1 - MOTORLAND
RACE 2

Stints Analysis

13 BAPORO
Porsche 992 GT3 Cup — GT CUP

No	Driver	Start	End	Type	Time	T.Track	T.Driver
1	J. VINYES(E)	12:54:03	13:21:55	TRACK	27:52.438	27:52.438	27:52.438
		13:21:55	13:23:26	PIT	1:31.098		1:31.098
2	J. FONT(E)	13:23:26	13:45:28	TRACK	22:02.027	22:02.027	22:02.027

	T.Track	Pit Time	T.Time
J. FONT(E)	22:02.027		22:02.027
J. VINYES(E)	27:52.438		27:52.438

15 GT CORSE
Porsche 992 GT3 Cup — GT CUP

No	Driver	Start	End	Type	Time	T.Track	T.Driver
1	A. GOROSTIZA(JF/B	12:54:03	13:18:34	TRACK	24:30.887	24:30.887	24:30.887
		13:18:34	13:20:06	PIT	1:32.738		1:32.738
2	S. HEBRARD(BR)	13:20:06	13:30:14	TRACK	10:08.087	10:08.087	10:08.087
	S. HEBRARD(BR)	13:30:14	13:30:55	PIT	41.072	10:08.087	10:49.159
3	S. HEBRARD(BR)	13:30:55	13:46:57	TRACK	16:01.755	26:09.842	26:50.914

	T.Track	Pit Time	T.Time
S. HEBRARD(BR	26:09.842	41.072	26:50.914
A. GOROSTIZA(JF	24:30.887		24:30.887

19 GT CORSE
Porsche 992 GT3 Cup — GT CUP

No	Driver	Start	End	Type	Time	T.Track	T.Driver
1	M. CAÑIZARES(BR)	12:54:03	13:22:15	TRACK	28:12.263	28:12.263	28:12.263
		13:22:15	13:23:41	PIT	1:25.734		1:25.734
2	S. VILLADARY(BR)	13:23:41	13:32:00	TRACK	8:19.141	8:19.141	8:19.141
	S. VILLADARY(BR)	13:32:00	13:32:43	PIT	43.274	8:19.141	9:02.415
3	S. VILLADARY(BR)	13:32:43	13:46:56	TRACK	14:13.431	22:32.572	23:15.846

	T.Track	Pit Time	T.Time
S. VILLADARY(BF	22:32.572	43.274	23:15.846
M. CAÑIZARES(B	28:12.263		28:12.263

22 GT CORSE
Porsche 992 GT3 Cup — GT CUP

No	Driver	Start	End	Type	Time	T.Track	T.Driver
1	A. BARAMBIO	12:54:03	13:14:41	TRACK	20:38.244	20:38.244	20:38.244
		13:14:41	13:16:19	PIT	1:37.871		1:37.871
2	B. GARCIA(E)	13:16:19	13:45:57	TRACK	29:37.844	29:37.844	29:37.844

	T.Track	Pit Time	T.Time
B. GARCIA(E)	29:37.844		29:37.844
A. BARAMBIO	20:38.244		20:38.244

24 GT CORSE
BMW M4 GT4 EVO — GT4

No	Driver	Start	End	Type	Time	T.Track	T.Driver
1	M. BERTOLIN(E)	12:54:03	13:21:52	TRACK	27:48.905	27:48.905	27:48.905
	M. BERTOLIN(E)	13:21:52	13:23:23	PIT	1:31.719	27:48.905	29:20.624
2	M. BERTOLIN(E)	13:23:23	13:46:46	TRACK	23:23.079	51:11.984	52:43.703

	T.Track	Pit Time	T.Time
M. BERTOLIN(E)	51:11.984	1:31.719	52:43.703

26 PCR SPORT
Mercedes AMG GT4 — GT4

No	Driver	Start	End	Type	Time	T.Track	T.Driver
1	V. DASI(JF/BR)	12:54:03	13:18:35	TRACK	24:32.017	24:32.017	24:32.017
		13:18:35	13:19:59	PIT	1:24.439		1:24.439
2	J. PARERA(JF/BR)	13:19:59	13:46:09	TRACK	26:09.403	26:09.403	26:09.403

	T.Track	Pit Time	T.Time
J. PARERA(JF/BR	26:09.403		26:09.403
V. DASI(JF/BR)	24:32.017		24:32.017

30 CHEFO SPORT
Ligier Js2r — GPR

No	Driver	Start	End	Type	Time	T.Track	T.Driver
1	M. VARELA(BR)	12:54:03	13:20:32	TRACK	26:29.732	26:29.732	26:29.732
		13:20:32	13:22:03	PIT	1:30.302		1:30.302
2	H. VARELA(BR)	13:22:03	13:45:51	TRACK	23:48.598	23:48.598	23:48.598

	T.Track	Pit Time	T.Time
H. VARELA(BR)	23:48.598		23:48.598
M. VARELA(BR)	26:29.732		26:29.732

36 UCAV RACING
Howe Mustang TA2 — GPR

No	Driver	Start	End	Type	Time	T.Track	T.Driver
1	J. SANTOS(BR)	12:54:03	13:21:51	TRACK	27:47.845	27:47.845	27:47.845
		13:21:51	13:23:38	PIT	1:47.549		1:47.549
2	C. ALVAREZ(JF/BI	13:23:38	13:47:26	TRACK	23:47.986	23:47.986	23:47.986

	T.Track	Pit Time	T.Time
C. ALVAREZ(JF/BI	23:47.986		23:47.986
J. SANTOS(BR)	27:47.845		27:47.845

47 ROAD TO LEMANS
Porsche 992 GT3 Cup — GT CUP

No	Driver	Start	End	Type	Time	T.Track	T.Driver
1	P. BRAS	12:54:03	13:22:16	TRACK	28:13.633	28:13.633	28:13.633
		13:22:16	13:23:45	PIT	1:28.890		1:28.890
2	P. BAY(E)	13:23:45	13:43:59	TRACK	20:13.971	20:13.971	20:13.971
	P. BAY(E)	13:43:59	13:45:26	PIT	1:26.615	20:13.971	21:40.586

	T.Track	Pit Time	T.Time
P. BRAS	28:13.633		28:13.633
P. BAY(E)	20:13.971	1:26.615	21:40.586

133 VELOSO MOTORSPORT
Porsche 992 GT3 Cup — GT CUP

No	Driver	Start	End	Type	Time	T.Track	T.Driver
1	M. LOBO	12:54:03	13:16:13	TRACK	22:09.928	22:09.928	22:09.928
		13:16:13	13:17:35	PIT	1:22.569		1:22.569
2	C. VIEIRA(E)	13:17:35	13:45:26	TRACK	27:50.613	27:50.613	27:50.613

	T.Track	Pit Time	T.Time
C. VIEIRA(E)	27:50.613		27:50.613
M. LOBO	22:09.928		22:09.928

191 VELOSO MOTORSPORT
Porsche 992 GT3 Cup — GT CUP

No	Driver	Start	End	Type	Time	T.Track	T.Driver
1	J. PIAT(BR/JF)	12:54:03	13:19:10	TRACK	25:07.043	25:07.043	25:07.043
	J. PIAT(BR/JF)	13:19:10	13:20:22	PIT	1:12.659	25:07.043	26:19.702
2	J. PIAT(BR/JF)	13:20:22	13:45:36	TRACK	25:13.651	50:20.694	51:33.353

	T.Track	Pit Time	T.Time
J. PIAT(BR/JF)	50:20.694	1:12.659	51:33.353

911 LMR MOTORSPORT
Porsche 992 GT3 Cup — GT CUP

No	Driver	Start	End	Type	Time	T.Track	T.Driver
1	D. SVEPES(E)	12:54:03	13:23:52	TRACK	29:49.005	29:49.005	29:49.005
	D. SVEPES(E)	13:23:52	13:25:33	PIT	1:41.620	29:49.005	31:30.625
2	D. SVEPES(E)	13:25:33	13:45:43	TRACK	20:10.161	49:59.166	51:40.786

	T.Track	Pit Time	T.Time
L. MARTINS			
D. SVEPES(E)	49:59.166	1:41.620	51:40.786

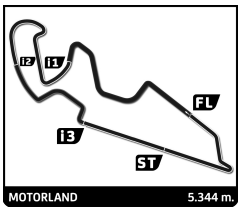

Campeonato de España GT-GT4
ROUND 1 - MOTORLAND
RACE 2

Sector Analysis

Personal Best | Session Best | **B** Crossing the pit lane

13 — BAPORO — Porsche 992 GT3 Cup — GT CUP
1.Jaume Font FONT(E)
2.Joan VINYES(E)

Lap	D	Time	Sector 1	Sector 2	Sector 3	Sector 4	Elapsed
1	2	2:03.878	34.040	32.165	21.403	36.270	2:03.878
2	2	1:59.283	30.985	31.621	20.742	35.935	4:03.161
3	2	1:58.949	30.908	31.433	20.785	35.823	6:02.110
4	2	1:59.016	30.949	31.454	20.850	35.763	8:01.126
5	2	1:59.153	31.115	31.646	20.794	35.598	10:00.279
6	2	1:58.679	30.713	31.728	20.570	35.668	11:58.958
7	2	1:58.818	30.930	31.448	20.753	35.687	13:57.776
8	2	1:59.137	30.947	31.645	20.804	35.741	15:56.913
9	2	1:59.262	31.011	31.489	21.039	35.723	17:56.175
10	2	1:59.264	30.813	31.606	20.818	36.027	19:55.439
11	2	1:59.278	31.493	31.284	20.779	35.722	21:54.717
12	2	1:58.604	30.836	31.423	20.561	35.784	23:53.321
13	2	1:59.110	30.902	31.559	20.897	35.752	25:52.431
14	2	2:04.290 B	30.925	31.672	20.856	40.837	27:56.721
15	1	3:24.562	1:54.564	32.366	21.554	36.078	31:21.283
16	1	2:01.156	31.592	31.992	21.189	36.383	33:22.439
17	1	2:00.856	31.703	32.216	21.134	35.803	35:23.295
18	1	2:00.780	31.353	31.815	20.967	36.645	37:24.075
19	1	1:59.881	31.223	31.899	20.983	35.776	39:23.956
20	1	1:59.700	31.219	31.967	20.780	35.734	41:23.656
21	1	2:00.106	31.215	31.907	20.950	36.034	43:23.762
22	1	2:01.466	31.375	31.821	21.743	36.527	45:25.228
23	1	2:00.539	31.594	31.941	21.305	35.699	47:25.767
24	1	1:59.973	31.262	31.880	21.026	35.805	49:25.740
25	1	1:59.823	31.402	31.739	20.843	35.839	51:25.563

19 — GT CORSE — Porsche 992 GT3 Cup — GT CUP
1.Sebastián VILLADARY(BF
2.Manuel CAÑIZARES(BR)

Lap	D	Time	Sector 1	Sector 2	Sector 3	Sector 4	Elapsed
1	2	2:05.716	35.971	32.185	21.489	36.071	2:05.716
2	2	1:59.852	31.260	31.666	21.142	35.784	4:05.568
3	2	1:59.727	30.894	31.577	21.378	35.878	6:05.295
4	2	2:00.149	31.295	32.056	21.177	35.621	8:05.444
5	2	1:59.940	31.290	31.985	20.999	35.666	10:05.384
6	2	2:00.346	31.200	31.846	21.423	35.877	12:05.730
7	2	1:59.892	31.110	31.833	21.074	35.875	14:05.622
8	2	2:00.951	31.464	31.837	21.348	36.302	16:06.573
9	2	2:00.415	31.757	31.877	21.102	35.679	18:06.988
10	2	2:01.303	31.459	32.243	21.583	36.018	20:08.291
11	2	2:00.296	31.070	32.214	21.074	35.938	22:08.587
12	2	2:00.015	31.200	31.846	21.100	35.869	24:08.602
13	2	2:00.865	31.945	31.991	21.069	35.860	26:09.467
14	2	2:07.175 B	31.663	32.119	21.691	41.702	28:16.642
15	1	3:26.209	1:53.347	33.526	21.814	37.522	31:42.851
16	1	2:04.564	32.770	32.925	22.110	36.759	33:47.415
17	1	2:03.284	32.225	32.758	21.665	36.636	35:50.699
18	1	2:11.355 B	32.762	32.930	21.888	43.775	38:02.054
19	1	2:37.366	1:06.000	32.816	21.745	36.805	40:39.420
20	1	2:02.915	32.245	32.630	21.516	36.524	42:42.335
21	1	2:02.409	32.106	32.411	21.492	36.400	44:44.744
22	1	2:02.392	32.121	32.417	21.375	36.479	46:47.136
23	1	2:02.805	32.222	32.506	21.591	36.486	48:49.941
24	1	2:01.728	32.050	32.346	21.203	36.129	50:51.669
25	1	2:02.174	31.918	32.328	21.757	36.171	52:53.843

15 — GT CORSE — Porsche 992 GT3 Cup — GT CUP
1.Sacha HEBRARD(BR)
2.Asier GOROSTIZA(JF/BR)

Lap	D	Time	Sector 1	Sector 2	Sector 3	Sector 4	Elapsed
1	2	2:07.777	37.255	32.533	21.325	36.664	2:07.777
2	2	2:02.532	32.087	32.228	21.148	37.069	4:10.309
3	2	2:02.602	31.968	31.933	21.456	37.245	6:12.911
4	2	2:01.823	31.863	31.850	21.276	36.834	8:14.734
5	2	2:01.355	31.471	32.072	21.195	36.617	10:16.089
6	2	2:01.508	31.853	31.716	21.276	36.663	12:17.597
7	2	2:02.479	31.624	31.824	21.946	37.085	14:20.076
8	2	2:02.060	31.472	32.230	21.221	37.137	16:22.136
9	2	2:02.017	31.578	31.958	21.834	36.647	18:24.153
10	2	2:02.193	31.694	32.722	21.322	36.455	20:26.346
11	2	2:01.571	31.501	32.224	21.264	36.582	22:27.917
12	2	2:07.443 B	31.770	32.309	21.253	42.111	24:35.360
13	1	3:29.687	1:58.690	32.389	22.111	36.497	28:05.047
14	1	2:00.603	31.487	31.655	21.215	36.246	30:05.650
15	1	2:01.989	32.107	31.776	21.589	36.517	32:07.639
16	1	2:00.572	31.437	31.824	21.073	36.238	34:08.211
17	1	2:07.875 B	32.590	32.152	21.141	41.992	36:16.086
18	1	2:33.882	1:04.778	31.976	21.075	36.053	38:49.968
19	1	2:01.140	31.846	32.030	21.025	36.239	40:51.108
20	1	2:00.860	31.383	32.010	21.155	36.312	42:51.968
21	1	2:00.291	31.104	31.959	20.914	36.314	44:52.259
22	1	2:00.563	31.454	31.805	21.074	36.230	46:52.822
23	1	2:00.094	31.159	31.925	21.107	35.903	48:52.916
24	1	2:00.155	31.276	31.776	21.079	36.024	50:53.071
25	1	2:01.468	31.075	32.145	21.735	36.513	52:54.539

22 — GT CORSE — Porsche 992 GT3 Cup — GT CUP
1.Borja GARCIA(E)
2.Alejandro BARAMBIO

Lap	D	Time	Sector 1	Sector 2	Sector 3	Sector 4	Elapsed
1	2	2:37.472	1:06.774	32.285	22.566	35.847	2:37.472
2	2	2:00.079	31.496	31.566	20.994	36.023	4:37.551
3	2	1:59.516	31.180	31.979	20.820	35.537	6:37.067
4	2	2:00.003	31.547	31.639	20.805	36.012	8:37.070
5	2	1:59.735	31.304	31.690	20.959	35.782	10:36.805
6	2	2:00.383	31.364	31.979	21.244	35.796	12:37.188
7	2	1:59.679	31.280	31.795	20.871	35.733	14:36.867
8	2	2:00.243	31.358	31.963	21.067	35.855	16:37.110
9	2	1:59.122	31.174	31.434	20.896	35.618	18:36.232
10	2	2:06.841 B	31.353	32.155	21.012	42.321	20:43.073
11	1	3:26.296	1:59.063	31.447	20.314	35.472	24:09.369
12	1	1:59.330	30.952	31.307	20.775	36.296	26:08.699
13	1	1:59.496	30.908	31.617	20.865	36.106	28:08.195
14	1	1:58.140	30.801	31.409	20.478	35.452	30:06.335
15	1	1:59.949	31.811	31.732	20.800	35.606	32:06.284
16	1	1:58.141	30.848	31.337	20.384	35.572	34:04.425
17	1	1:58.489	30.774	31.558	20.400	35.757	36:02.914
18	1	1:58.250	30.729	31.278	20.590	35.653	38:01.164
19	1	1:58.626	30.688	31.302	20.874	35.762	39:59.790
20	1	1:58.727	30.783	31.589	20.685	35.670	41:58.517
21	1	1:58.158	30.721	31.331	20.546	35.560	43:56.675
22	1	1:58.269	30.691	31.312	20.536	35.730	45:54.944
23	1	1:59.129	30.979	31.656	20.810	35.684	47:54.073
24	1	1:59.864	31.514	31.421	20.498	36.431	49:53.937
25	1	2:00.022	31.410	31.559	20.821	36.232	51:53.959

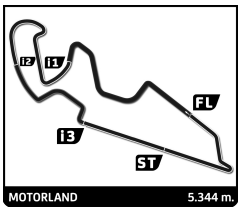

Campeonato de España GT-GT4
ROUND 1 - MOTORLAND
RACE 2

Sector Analysis

Personal Best | Session Best | **B** Crossing the pit lane

24 — GT CORSE — BMW M4 GT4 EVO — GT4
1.Manuel BERTOLIN(E)

Lap	D	Time	Sector 1	Sector 2	Sector 3	Sector 4	Elapsed
1	1	2:17.464	40.572	35.311	22.081	39.500	2:17.464
2	1	2:07.224	33.270	33.448	21.371	39.135	4:24.688
3	1	2:06.422	32.752	33.445	21.244	38.981	6:31.110
4	1	2:07.387	33.066	33.450	21.332	39.539	8:38.497
5	1	2:07.951	33.716	33.697	21.588	38.950	10:46.448
6	1	2:07.272	33.161	33.584	21.471	39.056	12:53.720
7	1	2:07.749	33.274	33.743	21.524	39.208	15:01.469
8	1	2:07.328	33.048	33.568	21.467	39.245	17:08.797
9	1	2:07.483	33.054	33.694	21.640	39.095	19:16.280
10	1	2:07.787	33.117	33.717	21.674	39.279	21:24.067
11	1	2:07.361	32.949	33.669	21.653	39.090	23:31.428
12	1	2:07.454	33.106	33.861	21.597	38.890	25:38.882
13	1	2:14.334 **B**	33.556	33.931	21.774	45.073	27:53.216
14	1	3:33.678	1:58.746	33.874	21.950	39.108	31:26.894
15	1	2:07.581	33.692	33.540	21.362	38.987	33:34.475
16	1	2:07.195	32.879	33.890	21.509	38.917	35:41.670
17	1	2:07.243	32.872	33.833	21.658	38.880	37:48.913
18	1	2:07.694	32.939	33.968	21.509	39.278	39:56.607
19	1	2:08.416	33.006	34.604	21.967	38.839	42:05.023
20	1	2:07.602	33.326	33.731	21.500	39.045	44:12.625
21	1	2:07.884	33.154	33.821	21.897	39.012	46:20.509
22	1	2:07.990	33.206	33.916	21.593	39.275	48:28.499
23	1	2:07.582	33.348	33.664	21.617	38.953	50:36.081
24	1	2:07.622	33.243	33.995	21.520	38.864	52:43.703

26 — PCR SPORT — Mercedes AMG GT4 — GT4
1.Josep PARERA(JF/BR)
2.Vicente DASI(JF/BR)

Lap	D	Time	Sector 1	Sector 2	Sector 3	Sector 4	Elapsed
1	2	2:21.291	41.872	35.774	23.423	40.222	2:21.291
2	2	2:12.059	34.765	35.013	22.836	39.445	4:33.350
3	2	2:13.597	34.606	36.852	22.965	39.174	6:46.947
4	2	2:11.812	34.714	34.991	22.827	39.280	8:58.759
5	2	2:11.218	34.510	34.991	22.572	39.145	11:09.977
6	2	2:10.593	34.018	34.958	22.439	39.178	13:20.570
7	2	2:12.358	34.874	35.044	23.060	39.380	15:32.928
8	2	2:11.416	34.321	34.950	23.129	39.016	17:44.344
9	2	2:15.964	34.851	36.312	24.634	40.167	20:00.308
10	2	2:16.757	35.288	38.579	23.268	39.622	22:17.065
11	2	2:19.545 **B**	34.905	35.615	23.437	45.588	24:36.610
12	1	3:31.700	1:52.237	36.001	23.406	40.056	28:08.310
13	1	2:11.817	34.988	35.074	22.466	39.289	30:20.127
14	1	2:10.109	34.383	34.601	22.134	38.991	32:30.236
15	1	2:09.697	34.103	34.172	22.311	39.111	34:39.933
16	1	2:11.144	34.654	34.864	22.621	39.005	36:51.077
17	1	2:10.478	34.496	34.625	22.374	38.983	39:01.555
18	1	2:10.340	34.176	34.638	22.564	38.962	41:11.895
19	1	2:09.466	33.999	34.129	22.461	38.877	43:21.361
20	1	2:10.265	34.887	34.197	22.351	38.830	45:31.626
21	1	2:11.275	34.786	34.564	22.724	39.201	47:42.901
22	1	2:11.078	34.796	34.464	22.712	39.106	49:53.979
23	1	2:11.880	34.935	34.557	22.558	39.830	52:05.859

30 — CHEFO SPORT — Ligier Js2r — GPR
1.Henrique VARELA(BR)
2.Máximo VARELA(BR)

Lap	D	Time	Sector 1	Sector 2	Sector 3	Sector 4	Elapsed
1	2	2:19.421	40.159	36.221	23.155	39.886	2:19.421
2	2	2:12.925	34.567	34.933	23.232	40.193	4:32.346
3	2	2:13.407	34.268	35.552	22.710	40.877	6:45.753
4	2	2:11.496	34.654	34.351	22.695	39.796	8:57.249
5	2	2:11.609	34.406	34.741	22.674	39.788	11:08.858
6	2	2:11.362	34.441	34.357	22.430	40.134	13:20.220
7	2	2:11.230	34.284	34.212	22.688	40.046	15:31.450
8	2	2:10.553	34.102	34.114	22.620	39.717	17:42.003
9	2	2:11.621	34.194	34.472	22.632	40.323	19:53.624
10	2	2:11.052	34.678	34.144	22.533	39.697	22:04.676
11	2	2:13.238	34.998	35.507	22.656	40.077	24:17.914
12	2	2:16.093 **B**	34.133	34.366	22.722	44.872	26:34.007
13	1	3:34.553	1:57.542	34.598	22.700	39.713	30:08.560
14	1	2:10.780	34.748	34.226	22.298	39.508	32:19.340
15	1	2:11.423	35.654	34.109	22.377	39.283	34:30.763
16	1	2:09.454	33.905	33.870	22.355	39.324	36:40.217
17	1	2:09.531	33.919	33.895	22.167	39.550	38:49.748
18	1	2:09.140	33.624	33.939	22.201	39.376	40:58.888
19	1	2:10.975	34.343	34.558	22.646	39.428	43:09.863
20	1	2:10.106	33.756	33.962	23.118	39.270	45:19.969
21	1	2:10.099	33.877	34.130	22.940	39.152	47:30.068
22	1	2:09.885	33.968	33.952	22.491	39.474	49:39.953
23	1	2:08.679	33.570	33.848	22.058	39.203	51:48.632

36 — UCAV RACING — Howe Mustang TA2 — GPR
1.Carlos ALVAREZ(JF/BR)
2.José SANTOS(BR)

Lap	D	Time	Sector 1	Sector 2	Sector 3	Sector 4	Elapsed
1	2	2:26.558	43.206	36.999	25.605	40.748	2:26.558
2	2	2:14.953	36.079	35.182	24.212	39.480	4:41.511
3	2	2:11.857	34.677	34.954	23.211	39.015	6:53.368
4	2	2:20.838	34.089	34.254	32.171	40.324	9:14.206
5	2	2:21.277	35.399	34.980	27.508	43.390	11:35.483
6	2	2:15.582	35.899	35.320	23.499	40.864	13:51.065
7	2	2:19.079	35.998	35.981	23.729	43.371	16:10.144
8	2	2:19.509	35.952	35.256	25.603	42.698	18:29.653
9	2	2:25.434	39.766	37.966	25.062	42.640	20:55.087
10	2	2:17.197	36.166	35.175	24.420	41.436	23:12.284
11	2	2:13.897	35.028	34.741	22.687	41.441	25:26.181
12	2	2:25.523 **B**	37.610	35.781	24.180	47.952	27:51.704
13	1	4:24.434	2:25.498	43.297	28.021	47.618	32:16.138
14	1	2:36.377	42.056	39.866	29.260	45.195	34:52.515
15	1	2:41.055	41.328	41.071	26.305	52.351	37:33.570
16	1	2:40.138	43.002	42.209	28.854	46.073	40:13.708
17	1	2:37.814	41.236	40.266	26.500	49.812	42:51.522
18	1	2:37.825	41.756	42.437	27.365	46.267	45:29.347
19	1	2:39.116	42.336	41.347	28.745	46.688	48:08.463
20	1	2:34.339	40.316	40.242	26.598	47.183	50:42.802
21	1	2:40.578	41.270	44.652	28.014	46.642	53:23.380

47 — ROAD TO LEMANS — Porsche 992 GT3 Cup — GT CUP
1.Pablo V. BRAS
2.Patrick L. BAY(E)

Lap	D	Time	Sector 1	Sector 2	Sector 3	Sector 4	Elapsed
1	1	2:06.566	36.639	32.400	21.267	36.260	2:06.566
2	1	1:59.677	31.113	31.732	20.984	35.848	4:06.243
3	1	1:59.845	31.348	31.491	20.911	36.095	6:06.088
4	1	1:59.832	31.056	31.765	21.226	35.785	8:05.920
5	1	1:59.749	31.329	31.821	21.004	35.595	10:05.669
6	1	1:59.673	31.357	31.590	20.861	35.865	12:05.342
7	1	1:59.683	31.278	31.494	21.048	35.863	14:05.025
8	1	2:01.194	31.462	31.730	21.197	36.805	16:06.219

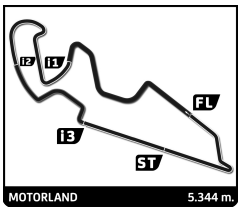

Campeonato de España GT-GT4
ROUND 1 - MOTORLAND
RACE 2

Sector Analysis

Personal Best | Session Best | **B** Crossing the pit lane

Lap	D	Time	Sector 1	Sector 2	Sector 3	Sector 4	Elapsed
9	1	2:00.219	31.829	31.571	20.903	35.916	18:06.438
10	1	2:00.408	31.491	31.951	21.078	35.888	20:06.846
11	1	2:00.423	31.196	31.912	21.367	35.948	22:07.269
12	1	2:00.890	31.918	31.790	21.101	36.081	24:08.159
13	1	2:00.156	31.426	31.622	20.929	36.179	26:08.315
14	1	2:09.714 **B**	31.070	31.729	24.677	42.238	28:18.029
15	2	3:24.610	1:53.825	32.575	21.165	37.045	31:42.639
16	2	2:02.230	32.186	32.115	21.359	36.570	33:44.869
17	2	2:00.555	31.917	31.676	21.033	35.929	35:45.424
18	2	2:01.643	32.028	32.068	21.322	36.225	37:47.067
19	2	2:00.930	31.532	32.468	21.044	35.886	39:47.997
20	2	2:01.708	32.128	31.968	21.285	36.327	41:49.705
21	2	2:01.177	31.834	32.082	21.039	36.222	43:50.882
22	2	2:01.179	31.515	32.191	21.035	36.438	45:52.061
23	2	2:01.574	31.805	32.034	21.512	36.223	47:53.635
24	2	2:06.900 **B**	32.339	32.135	21.076	41.350	50:00.535

133 VELOSO MOTORSPORT
1.Carlos VIEIRA(E)
2.Miguel LOBO
Porsche 992 GT3 Cup
GT CUP

Lap	D	Time	Sector 1	Sector 2	Sector 3	Sector 4	Elapsed
1	2	2:04.607	34.920	32.164	21.457	36.066	2:04.607
2	2	1:59.893	31.309	31.891	21.081	35.612	4:04.500
3	2	2:00.432	31.148	32.018	21.322	35.944	6:04.932
4	2	2:00.052	31.310	31.967	21.125	35.650	8:04.984
5	2	1:59.900	31.282	31.927	20.963	35.728	10:04.884
6	2	1:59.704	31.065	31.996	20.926	35.717	12:04.588
7	2	2:00.154	31.057	31.982	21.083	36.032	14:04.742
8	2	2:01.310	31.567	31.798	21.794	36.151	16:06.052
9	2	2:00.023	31.553	31.578	21.014	35.878	18:06.075
10	2	2:02.664	32.285	32.187	22.296	35.896	20:08.739
11	2	2:05.340 **B**	31.596	32.298	21.085	40.361	22:14.079
12	1	3:15.237	1:46.023	32.151	21.158	35.905	25:29.316
13	1	1:59.688	31.102	31.833	20.779	35.974	27:29.004
14	1	1:59.150	30.997	31.594	20.967	35.592	29:28.154
15	1	1:59.116	30.942	31.758	20.697	35.719	31:27.270
16	1	2:00.657	32.281	31.676	20.827	35.873	33:27.927
17	1	1:59.718	31.103	31.879	20.813	35.923	35:27.645
18	1	1:58.825	30.786	31.543	20.761	35.735	37:26.470
19	1	1:58.766	30.801	31.728	20.583	35.654	39:25.236
20	1	1:59.435	31.176	31.703	20.761	35.795	41:24.671
21	1	1:59.516	31.161	31.714	20.904	35.737	43:24.187
22	1	2:00.682	31.451	31.721	21.039	36.471	45:24.869
23	1	1:59.732	31.266	32.052	21.031	35.383	47:24.601
24	1	1:59.161	30.694	31.668	20.976	35.823	49:23.762
25	1	1:59.348	30.858	31.704	20.968	35.818	51:23.110

191 VELOSO MOTORSPORT
1.Jean-Roch PIAT(BR/JF)
Porsche 992 GT3 Cup
GT CUP

Lap	D	Time	Sector 1	Sector 2	Sector 3	Sector 4	Elapsed
1	1	2:13.497	39.834	33.793	22.347	37.523	2:13.497
2	1	2:05.874	33.216	33.600	21.902	37.156	4:19.371
3	1	2:04.678	32.811	33.024	21.922	36.921	6:24.049
4	1	2:04.587	32.302	33.407	21.742	37.136	8:28.636
5	1	2:04.698	32.386	33.064	21.914	37.334	10:33.334
6	1	2:06.941	33.395	33.376	22.773	37.397	12:40.275
7	1	2:05.582	32.904	32.846	22.155	37.677	14:45.857
8	1	2:03.728	32.692	32.775	21.734	36.527	16:49.585
9	1	2:03.680	32.073	32.680	22.106	36.821	18:53.265
10	1	2:03.072	32.133	32.606	21.471	36.862	20:56.337
11	1	2:04.489	32.655	32.809	21.910	37.115	23:00.826
12	1	2:10.441 **B**	32.593	33.225	22.351	42.272	25:11.267
13	1	3:09.615	1:37.464	33.004	22.155	36.992	28:20.882
14	1	2:05.300	32.553	32.946	21.905	37.896	30:26.182
15	1	2:08.046	33.907	33.751	22.970	37.418	32:34.228
16	1	2:07.217	33.195	33.100	24.029	36.893	34:41.445
17	1	2:05.622	33.350	33.220	21.948	37.104	36:47.067
18	1	2:07.212	34.097	33.610	21.989	37.516	38:54.279
19	1	2:05.830	32.873	33.198	22.254	37.505	41:00.109
20	1	2:06.671	33.330	33.356	22.549	37.436	43:06.780
21	1	2:05.735	32.862	33.662	22.321	36.890	45:12.515
22	1	2:05.545	32.774	33.310	22.236	37.225	47:18.060
23	1	2:07.151	32.660	33.647	22.524	38.320	49:25.211
24	1	2:08.142	34.065	33.609	22.797	37.671	51:33.353

911 LMR MOTORSPORT
1.Leandro MARTINS
2.Dieter SVEPES(E)
Porsche 992 GT3 Cup
GT CUP

Lap	D	Time	Sector 1	Sector 2	Sector 3	Sector 4	Elapsed
1	2	2:02.023	33.806	31.989	20.591	35.637	2:02.023
2	2	1:58.737	31.019	31.764	20.285	35.669	4:00.760
3	2	1:58.593	31.109	31.230	20.581	35.673	5:59.353
4	2	1:58.179	30.694	31.356	20.623	35.506	7:57.532
5	2	1:58.705	31.007	31.507	20.548	35.643	9:56.237
6	2	1:59.061	31.027	31.592	20.756	35.686	11:55.298
7	2	1:59.205	31.114	31.537	20.860	35.694	13:54.503
8	2	1:59.036	30.896	31.421	20.974	35.745	15:53.539
9	2	1:58.773	30.962	31.444	20.845	35.522	17:52.312
10	2	2:00.225	30.906	31.853	21.129	36.337	19:52.537
11	2	1:59.444	31.124	31.736	21.038	35.546	21:51.981
12	2	1:58.914	31.001	31.494	20.873	35.546	23:50.895
13	2	1:58.788	30.866	31.499	20.885	35.538	25:49.683
14	2	1:58.952	31.090	31.453	20.741	35.668	27:48.635
15	2	2:04.510 **B**	30.948	31.812	20.904	40.846	29:53.145
16	2	3:37.428	2:06.958	32.566	21.660	36.244	33:30.573
17	2	2:00.452	31.419	32.025	21.259	35.749	35:31.025
18	2	1:59.832	31.264	31.623	21.227	35.718	37:30.857
19	2	2:00.422	31.479	31.969	21.233	35.741	39:31.279
20	2	2:00.567	31.541	31.625	21.326	36.075	41:31.846
21	2	2:00.197	31.419	31.739	21.374	35.665	43:32.043
22	2	2:00.230	31.695	31.734	21.139	35.662	45:32.273
23	2	2:00.142	31.528	31.769	21.082	35.763	47:32.415
24	2	2:00.694	31.633	31.643	21.251	36.167	49:33.109
25	2	2:07.677	33.368	33.509	22.982	37.818	51:40.786

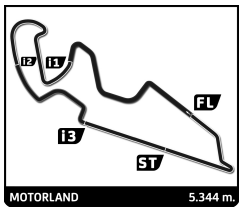

ROUND 1 - MOTORLAND

Campeonato de España GT-GT4
RACE 2

Weather Report

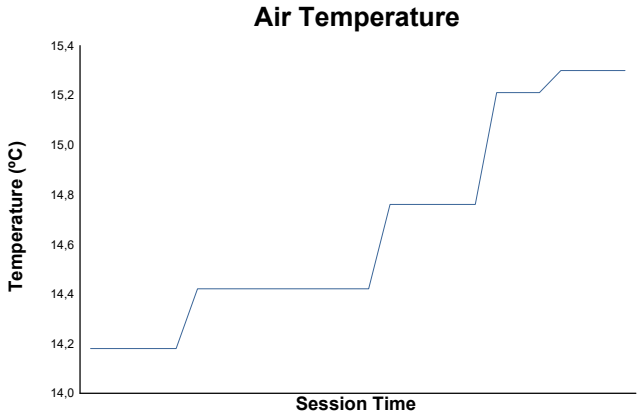

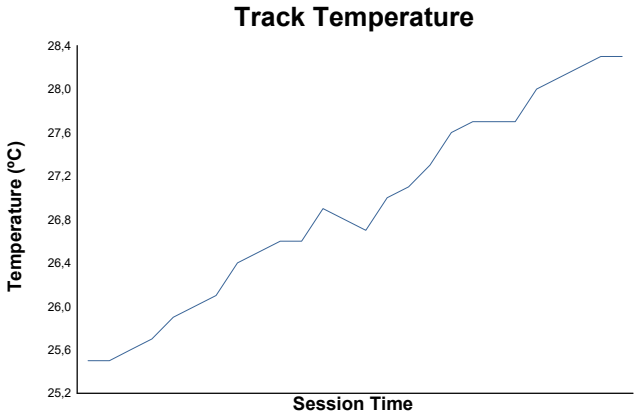

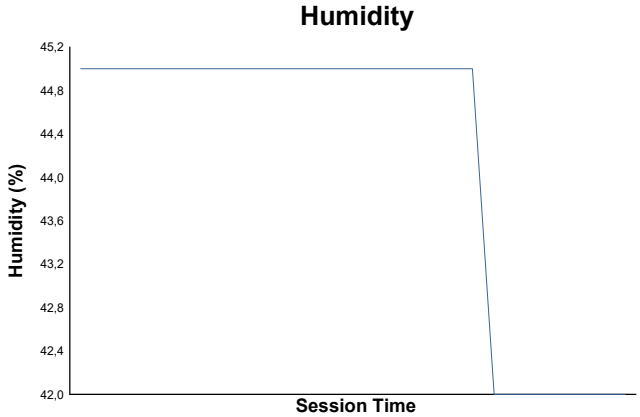

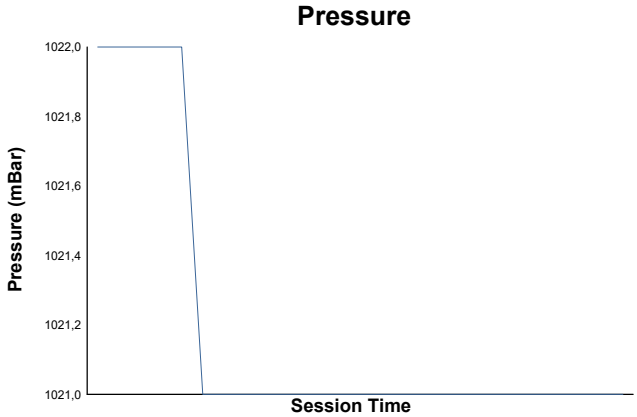

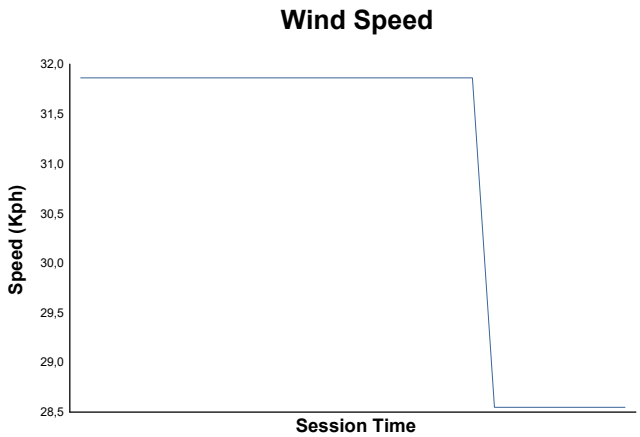

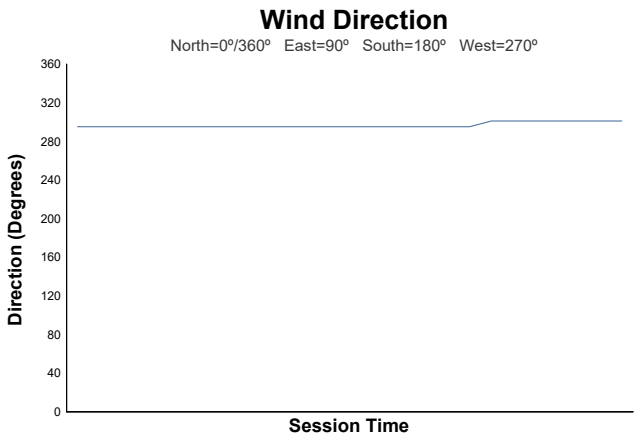

Track Status: **DRY**

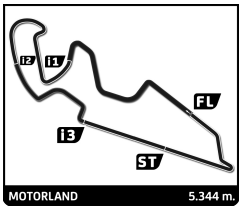

Campeonato de España GT-GT4

ROUND 1 - MOTORLAND

RACE 2

Provisional Classification

Hour	Flag	Message
12:55:33		UNDER INVESTIGATION INCIDENT TURN 1 #22
12:57:49		UNDER INVESTIGATION INCIDENT TURN 1 #22
12:58:03		UNDER INVESTIGATION INCIDENT TURN 1 #22 AND #19
12:58:54		WARNING TRACK LIMIT #24 #19 AT TURN 9
13:00:16		WARNING TRACK LIMIT #47 #24 #30 #911
13:01:40		WARNING TRACK LIMIT #133 #19
13:03:02		WARNING TRACK LIMIT #911 # #133 #15 #22 #30
13:03:17		WARNING TRACK LIMIT #24, 1 Sec PENALTY
13:03:54		WARNING TRACK LIMIT #911, 1 Sec PENALTY
13:04:14		WARNING TRACK LIMIT #19
13:04:34		WARNING TRACK LIMIT #30, 1 SEC PENALTY
13:05:07		WARNING TRACK LIMIT #15
13:05:25		WARNING TRACK LIMIT #13
13:05:41		WARNING TRACK LIMIT #19, 1 SEC PENATALY
13:06:08		WARNING TRACK LIMIT #22
13:07:14		WARNING TRACK LIMIT #15, 1 SEC PENALTY
13:09:45		WARNING TRACK LIMIT #19, 4 SEC PENALTY
13:09:53		WARNING TRACK LIMIT #47
13:11:53		WARNING TRACK LIMIT #47 #22 1 SEC PENALTY
13:11:54		WARNING TRACK LIMIT #47 #22 1 SEC PENALTY
13:12:15		WARNING TRACK LIMIT #15
13:12:36		WARNING TRACK LIMIT #15 #24, 4 SEC PENALTY
13:13:30		WARNING TRACK LIMIT #22, 4 SEC PENALTY
13:14:08		INICIO DE HANDICAP
13:16:24		WARNIGN TRACK LIMITS # 13 1 SEC PENALTY
13:16:38		WARNIGN TRACK LIMITS #47 1 SEC PENALTY
13:18:11		WARNIGN TRACK LIMITS #15 5 SEC PENALTY
13:19:04		WARNIGN TRACK LIMITS #36
13:19:59		#19 UNDER INVESTIGATION PASS OTHER CAR OUTSIDE THE TRACK
13:20:45		TRACK LIMITS, # 47 #22 #19 5 SEC PENALTY
13:22:22		TRACK LIMITS, #15 #47 #19 10SEC PENALTY
13:23:49		TRACK LIMITS, #15 STOP AND GO 10SEC
13:24:16		FIN HANDICAP
13:24:56		TRACK LIMITS #22 10SEC PENALTY
13:25:39		TRACK LIMITS #19 STOP AND GO 10SEC
13:26:19		WARNING TRACK LIMITS #26
13:27:24		WARNING FLAG CAR <19>
13:32:35		WARNING FLAG CAR <15>
13:33:06		TRACK LIMITS #26
13:33:14		TRACK LIMITS #26
13:33:46		STOP & GO PENALTY CAR 10SEC <47>
13:34:20		TRACK LIMITS #24 5SEC PENALTY
13:34:53		TRACK LIMITS #13 4SEC PENALTY
13:35:44		WARNING FLAG CAR <47>
13:37:43		TRACK LIMIT #24 10 SEC PENALTY
13:38:20		TRACK LIMIT #26 1 SEC PENALTY
13:39:00		TRACK LIMIT #26 4 SEC PENALTY

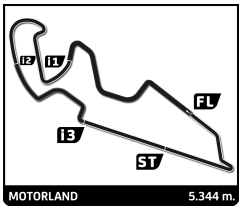

Campeonato de España GT-GT4

ROUND 1 - MOTORLAND

RACE 2

Provisional Classification

Hour	Flag	Message
13:40:53		BLACK FLAG CAR <47>
13:45:27		CHEQUERED FLAG
13:49:05		E3 - PIT LANE WILL BE OPEN AT 13.55

Published at: .....

Race Director:	Timekeeper:
Maxi GUERRERO	Alberto ESTÉBANEZ