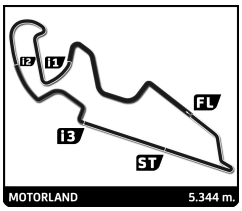

Toyota GR Cup Spain
ROUND 1 - MOTORLAND
OFFICIAL PREVIOUS TEST

Sector Analysis

__ Invalidated Lap Personal Best Session Best **B** Crossing the pit lane

2 Sandro PEREZ
RX PRORACING — Toyota GR86

Lap	Time	Sector 1	Sector 2	Sector 3	Sector 4	T.Spd
1	7:16.457	5:23.000	39.902	26.242	47.313	193.5
2	2:28.238	38.452	38.834	25.476	45.476	201.9
3	2:25.712	38.007	38.487	24.691	44.527	202.6
4	2:25.996	38.072	38.353	24.532	45.039	203.0
5	2:35.085 B	37.579	38.130	25.235	54.141	204.2
6	7:52.595 B	5:19.445	41.859	35.780	1:15.511	139.4
7	7:44.393	5:55.921	38.443	24.858	45.171	201.1
8	2:23.911	37.484	37.627	24.240	44.560	202.2
9	2:24.558	37.419	37.926	24.489	44.724	204.2
10	2:37.376 B	37.712	38.080	25.716	55.868	196.7
11	5:52.205	4:04.188	38.254	24.299	45.464	202.2
12	2:24.691	37.981	37.826	24.352	44.532	204.2
13	2:27.776	37.333	37.512	26.903	46.028	200.0
14	2:23.586	37.194	37.633	24.194	44.565	205.7
15	2:33.598	37.533	42.978	26.591	46.496	200.7
16	2:24.936	38.211	37.739	24.532	44.454	204.9
17	2:23.265	37.174	37.783	24.096	44.212	205.3
18	2:23.107	36.974	37.666	24.113	44.354	206.5
19	2:33.713 B	37.735	37.992	24.275	53.711	205.3
20	17:27.687 B	9:21.875	43.222	27.247	6:55.343	180.6
21	2:59.726	1:06.248	41.956	25.740	45.782	200.0
22	2:23.616	37.339	37.770	24.240	44.267	205.7
23	2:37.046	38.084	46.410	27.917	44.635	204.5
24	2:37.115 B	39.378	38.121	24.451	55.165	200.4
25	10:41.532	8:53.616	38.380	24.812	44.724	201.9
26	2:24.068	37.481	37.685	24.350	44.552	203.4
27	2:24.089	37.172	37.813	24.178	44.926	203.8
28	2:23.772	37.265	37.768	24.376	44.363	203.4
29	2:23.462	37.432	37.748	24.162	44.120	204.2
30	2:23.766	36.960	37.744	24.183	44.879	204.2
31	2:23.568	37.114	37.792	24.187	44.475	204.9
32	2:23.471	37.154	37.771	24.070	44.476	204.2

8 Joan VINYES
EFICAR TEAM — Toyota GR86

Lap	Time	Sector 1	Sector 2	Sector 3	Sector 4	T.Spd
1	9:40.284 B	7:32.959	42.746	28.186	56.393	199.3
2	5:49.802	3:56.128	40.668	25.637	47.369	200.0
3	2:33.789	40.566	39.324	26.125	47.774	201.1
4	2:33.369	38.956	38.509	28.209	47.695	200.7
5	2:39.991 B	39.027	39.329	25.449	56.186	201.9
6	9:47.336	7:55.227	40.664	25.771	45.674	201.9
7	2:29.613	38.915	39.539	25.341	45.818	201.5
8	2:28.063	39.269	38.816	24.691	45.287	201.9
9	2:26.304	38.631	38.090	24.507	45.076	203.4
10	2:27.374	37.989	38.362	25.470	45.553	203.4
11	2:26.571	38.307	37.917	25.051	45.296	203.8
12	2:27.330	38.439	38.457	25.091	45.343	204.5
13	2:27.083	38.406	38.492	24.699	45.486	204.2
14	2:26.290	37.899	37.913	24.729	45.749	202.2
15	2:44.375 B	38.679	42.270	30.286	53.140	203.8
16	5:28.474	3:38.524	39.349	24.913	45.688	204.2
17	2:26.840	38.228	38.044	25.184	45.384	205.7
18	2:26.094	38.250	37.817	24.951	45.076	205.7
19	3:08.202	1:13.796	42.872	25.885	45.649	203.8
20	2:27.246	38.561	38.263	25.059	45.363	204.5
21	2:27.100	38.115	38.534	25.112	45.339	204.5
22	34:37.315 B	39.501	50.800			
23	3:45.037	1:53.391	39.762	25.561	46.323	203.0
24	2:29.164	39.186	38.742	25.373	45.863	203.8
25	2:28.611	38.664	39.121	25.314	45.512	203.8
26	2:27.729	38.482	38.396	24.978	45.873	204.9
27	3:02.793 B	38.476	38.333	25.651	1:20.333	203.4

14 Ignacio RODRIGUEZ
AVIASTEC RACING — Toyota GR86

Lap	Time	Sector 1	Sector 2	Sector 3	Sector 4	T.Spd
1	54:32.202	...	37.786	24.340	44.292	206.1
2	2:23.728	37.631	37.534	24.315	44.248	207.7
3	2:33.305 B	37.460	37.821	24.010	54.014	203.0
4	11:37.065	9:46.687	38.516	24.883	46.979	203.4
5	2:23.089	37.348	37.568	23.974	44.199	204.2
6	2:22.770	37.135	37.470	23.977	44.188	203.8
7	2:22.768	37.002	37.424	24.118	44.224	204.5
8	2:53.271 B	37.109	37.712	28.927	1:09.523	120.4
9	13:25.670 B					
10	6:17.267 B					
11	5:05.506	3:13.297	40.223	24.609	47.377	174.8
12	2:23.109	37.246	37.575	23.921	44.367	205.3
13	2:22.755	37.146	37.362	24.045	44.202	204.9
14	2:23.912	37.269	37.375	24.355	44.913	204.9
15	2:26.342	37.176	37.871	25.581	45.714	201.9
16	2:23.255	37.241	37.537	23.936	44.541	201.9

15 Daniel CASAS
EFICAR TEAM — Toyota GR86

Lap	Time	Sector 1	Sector 2	Sector 3	Sector 4	T.Spd
1	9:06.176 B	6:55.131	44.670	29.144	57.231	198.2
2	7:29.154	5:28.845	41.975	27.412	50.922	161.4
3	2:33.865	41.119	39.925	26.221	46.600	200.7
4	2:36.221	40.013	39.364	26.290	50.554	138.8
5	3:12.775 B	42.807	43.591	34.841	1:11.536	144.2
6	8:15.794	6:24.099	39.652	26.107	45.936	200.0
7	2:29.041	39.019	38.960	25.466	45.596	201.1
8	2:28.874	38.964	39.068	25.511	45.331	201.9
9	2:34.038 B	38.947	38.494	25.286	51.311	203.4
10	7:04.981	5:16.775	38.356	24.878	44.972	204.2
11	2:26.482	38.438	38.393	24.587	45.064	204.2
12	2:26.217	38.461	38.383	24.771	44.602	204.9
13	2:26.842	38.714	38.425	25.118	44.585	204.2
14	2:25.548	37.616	37.944	25.252	44.736	204.5
15	2:25.997	38.218	38.183	24.753	44.843	204.5
16	2:31.675 B	37.910	38.141	24.944	50.680	204.9
17	13:42.092	...	42.164	26.060	45.910	201.5
18	2:26.198	38.001	38.822	24.964	44.411	206.1
19	2:25.208	38.049	38.032	24.476	44.651	205.7
20	2:24.874	37.752	38.334	24.414	44.374	206.1
21	2:37.360	43.730	42.496	25.303	45.831	189.1
22	2:29.651 B	37.477	38.011	24.620	49.543	205.7
23	8:46.890 B					
24	7:02.976	5:12.790	40.255	24.922	45.009	203.8
25	2:24.058	37.375	37.835	24.577	44.271	206.5
26	2:25.175	37.397	38.262	24.637	44.879	205.7
27	2:25.547	38.459	38.127	24.689	44.272	204.5

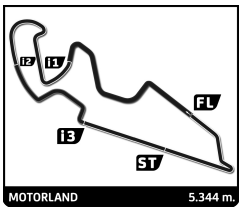

Toyota GR Cup Spain
ROUND 1 - MOTORLAND
OFFICIAL PREVIOUS TEST

Sector Analysis

__ Invalidated Lap Personal Best Session Best **B** Crossing the pit lane

Lap	Time	Sector 1	Sector 2	Sector 3	Sector 4	T.Spd
28	2:25.043	37.817	38.107	24.692	44.427	204.9
29	2:24.685	37.426	38.269	24.694	44.296	206.1
30	2:25.242	37.422	38.241	24.829	44.750	204.9
31	3:38.238 B	43.048	43.597	29.637	1:41.956	143.8

19 Jose Antonio GOMEZ
RX PRORACING — Toyota GR86

Lap	Time	Sector 1	Sector 2	Sector 3	Sector 4	T.Spd
1	5:03.690 B	2:57.971	42.455	27.424	55.840	198.5
2	3:09.840 B	1:09.473	40.410	25.871	54.086	201.1
3	3:21.853	1:31.254	39.391	25.518	45.690	200.4
4	2:28.465	39.519	38.432	24.911	45.603	199.6
5	2:28.744	38.496	38.451	25.466	46.331	194.9
6	2:58.510 B	39.334	39.394	25.591	1:14.191	99.2
7	5:23.963 B	2:54.488	44.092	35.673	1:09.710	151.7
8	9:33.639	7:38.996	38.933	25.268	50.442	161.7
9	2:29.443	38.953	38.596	25.571	46.323	198.5
10	2:26.951	38.358	38.225	24.817	45.551	197.8
11	2:29.476	41.183	38.324	24.608	45.361	198.5
12	2:27.633	38.223	37.882	24.835	46.693	191.2

21 Daniel LOSADA
RX PRORACING — Toyota GR86

Lap	Time	Sector 1	Sector 2	Sector 3	Sector 4	T.Spd
1	3:15.871	1:03.613	47.436	30.068	54.754	159.3
2	2:39.299	43.829	42.016	26.693	46.761	200.4
3	2:29.810	40.625	39.084	24.984	45.117	203.0
4	2:27.718	39.185	38.471	24.506	45.556	201.5
5	2:26.083	38.745	37.935	24.378	45.025	202.2
6	2:34.925 B	38.562	38.068	24.218	54.077	202.6
7	4:38.098	2:49.981	38.247	24.654	45.216	202.2
8	2:41.613 B	38.423	37.917	25.340	59.933	173.6
9	8:24.899	6:35.174	39.617	25.389	44.719	203.0
10	2:25.934	38.184	38.177	24.243	45.330	201.1
11	2:30.314	38.133	39.186	27.837	45.158	202.2
12	2:24.968	38.249	37.766	24.075	44.878	203.4
13	2:23.972	37.816	37.457	24.052	44.647	204.2
14	2:40.662 B	39.722	38.496	28.221	54.223	203.8
15	12:17.731	...	38.362	24.394	45.382	204.2
16	2:24.606	38.010	37.648	24.064	44.884	204.2
17	2:24.576	37.837	37.627	24.375	44.737	204.9
18	2:24.545	37.563	37.606	24.760	44.616	204.5
19	2:33.096 B	38.013	37.742	24.269	53.072	202.2
20	5:51.022	4:03.252	37.803	24.645	45.322	202.6
21	2:29.047	37.616	37.972	23.876	49.583	182.4
22	2:23.817	37.478	37.634	24.240	44.465	205.7
23	2:39.854 B	37.302	37.824	24.194	1:00.534	201.1
24	10:03.415	8:01.277	46.555	28.339	47.244	203.8
25	2:40.284 B	38.561	39.193	25.774	56.756	203.0

23 Antonio ALBACETE
ME-PRE — Toyota GR86

Lap	Time	Sector 1	Sector 2	Sector 3	Sector 4	T.Spd
1	15:54.557	...	41.316	26.345	46.688	201.5
2	2:40.743 B	39.407	38.498	25.506	57.332	204.9
3	6:16.367 B	3:41.856	50.885	36.211	1:07.415	141.4
4	6:33.128	4:43.642	39.381	25.040	45.065	202.2
5	2:26.015	38.464	38.031	24.439	45.081	204.5
6	2:24.983	38.119	37.892	24.265	44.707	204.2
7	2:24.563	37.934	37.761	24.395	44.473	205.3
8	2:23.881	37.701	37.804	24.222	44.154	206.5
9	2:31.988	37.669	37.470	24.454	52.395	205.7
10	3:18.461 B	56.292	48.691	31.385	1:02.093	142.7
11	7:37.172	5:50.022	38.034	24.548	44.568	206.9
12	2:23.658	37.423	37.699	24.251	44.285	207.7
13	2:43.584	37.427	45.259	29.098	51.800	143.6
14	2:22.982	37.436	37.469	24.041	44.036	206.5
15	2:23.123	37.308	37.591	24.131	44.093	206.5
16	2:22.767	37.046	37.576	24.161	43.984	206.5
17	35:28.252 B	48.776	45.508	29.229	...	154.7
18	2:56.750	1:06.681	39.766	25.093	45.210	202.6
19	2:23.883	37.636	37.619	24.219	44.409	206.5
20	2:23.747	37.387	37.736	24.365	44.259	207.3
21	2:23.534	37.391	37.652	24.198	44.293	207.3
22	3:11.675	53.900	49.410	32.552	55.813	113.1
23	2:23.111	37.053	37.562	24.029	44.467	205.7
24	4:26.577 B	39.532	51.767	31.134	2:24.144	115.0

28 Lorenço MONTEIRO
RX PRORACING — Toyota GR86

Lap	Time	Sector 1	Sector 2	Sector 3	Sector 4	T.Spd
1	8:02.221	6:05.430	41.871	25.817	49.103	197.1
2	2:30.589	40.326	39.288	25.429	45.546	198.9
3	2:37.362 B	38.719	39.683	24.639	54.321	200.0
4	4:02.480	2:14.931	38.376	24.444	44.729	201.1
5	2:27.275	38.099	39.347	24.521	45.308	198.9
6	2:35.567 B	37.994	38.199	24.298	55.076	199.3
7	10:03.700	8:14.666	39.241	24.754	45.039	200.0
8	2:25.111	38.104	38.066	24.085	44.856	200.0
9	2:24.865	38.089	38.104	24.224	44.448	201.5
10	2:24.261	37.512	38.271	23.879	44.599	202.2
11	2:25.394	37.592	37.813	24.195	45.794	201.9
12	5:02.575 B	37.511	37.753	24.196	3:23.115	202.6
13	1:01:22.796 B					
14	2:49.668	1:00.263	39.331	24.896	45.178	201.1
15	2:49.228	38.057	38.061	27.350	1:05.760	101.2
16	2:27.802	40.161	37.960	24.362	45.319	196.0
17	2:25.425	37.904	38.030	24.376	45.115	202.2
18	2:24.110	37.475	37.924	24.205	44.506	203.8

31 Marcos DE DIEGO
EFICAR TEAM — Toyota GR86

Lap	Time	Sector 1	Sector 2	Sector 3	Sector 4	T.Spd
1	8:45.168	6:50.948	41.589	26.280	46.351	198.9
2	2:27.292	40.093	38.468	24.229	44.502	202.2
3	2:39.894 B	38.266	37.728	24.150	59.750	167.7
4	4:11.332	2:22.219	38.605	24.646	45.862	203.4
5	2:23.696	37.668	37.676	24.106	44.246	203.0
6	2:43.966 B	37.592	37.676	24.711	1:03.987	177.3
7	9:51.201	8:00.421	41.003	25.077	44.700	200.7
8	2:24.116	37.966	37.664	24.158	44.328	202.6
9	2:23.239	37.491	37.612	24.000	44.136	203.0
10	2:23.201	37.466	37.548	24.198	43.989	203.8
11	2:45.148 B	37.968	39.054	26.967	1:01.159	184.9
12	6:07.182	4:19.662	37.767	25.386	44.367	203.4
13	2:23.152	37.610	37.469	24.270	43.803	204.9
14	2:23.184	37.429	37.721	24.133	43.901	205.3
15	2:23.551	37.341	37.657	24.150	44.403	205.7
16	2:23.194	37.475	37.560	24.186	43.973	206.1

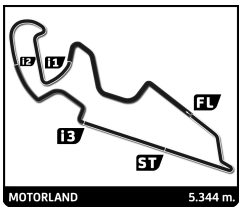

Toyota GR Cup Spain
ROUND 1 - MOTORLAND
OFFICIAL PREVIOUS TEST

Sector Analysis

__ Invalidated Lap Personal Best Session Best **B** Crossing the pit lane

Lap	Time	Sector 1	Sector 2	Sector 3	Sector 4	T.Spd
17	2:39.465 B	37.402	37.657	24.762	59.644	161.0
18	13:07.171	...	43.180	26.850	49.130	183.4
19	2:33.384	43.073	39.408	26.448	44.455	203.8
20	2:22.519	37.058	37.579	23.889	43.993	203.4
21	3:08.651 B	45.602	44.130	28.658	1:10.261	152.1
22	7:52.390	6:03.499	40.403	24.344	44.144	204.2
23	2:23.713	37.450	37.640	24.314	44.309	204.5
24	4:08.410 B	1:03.067	55.115	34.655	1:35.573	90.8
25	9:21.077	7:34.356	38.342	24.148	44.231	204.2
26	2:23.188	37.420	37.765	24.128	43.875	205.3
27	2:23.163	37.414	37.674	24.097	43.978	205.3
28	3:07.927 B	40.392	43.782	28.321	1:15.432	101.7

33 Oscar - Jonathan GOMEZ
ESCUELA VASCA D.C. — Toyota GR86

Lap	Time	Sector 1	Sector 2	Sector 3	Sector 4	T.Spd
1	15:25.100	...	50.134	29.131	51.374	195.7
2	2:45.181	44.898	44.646	28.008	47.629	197.4
3	2:48.554	43.620	41.355	27.240	56.339	169.5
4	2:50.711 B	40.827	42.913	27.261	59.710	159.3
5	8:13.612	6:23.953	39.125	25.045	45.489	200.7
6	2:29.429	38.744	38.422	24.952	47.311	177.3
7	2:26.611	38.399	38.186	24.604	45.422	202.2
8	2:26.270	38.074	37.995	24.848	45.353	201.9
9	2:26.915	39.546	38.238	24.319	44.812	202.2
10	2:48.333 B	41.581	39.909	28.381	58.462	177.9
11	6:50.758	4:59.775	39.743	25.201	46.039	201.9
12	2:28.505	39.037	38.299	25.454	45.715	202.2
13	2:27.864	38.580	38.690	25.446	45.148	204.2
14	2:26.355	38.447	37.946	24.581	45.381	203.4
15	2:25.342	38.058	37.717	24.276	45.291	203.0
16	2:25.855	37.939	37.903	24.663	45.350	203.8
17	2:26.539	38.438	38.003	24.501	45.597	202.2
18	24:11.271 B	38.431	44.183	30.016	...	159.8
19	3:37.746 B	1:27.479	42.162	26.575	1:01.530	159.3
20	10:07.057	8:14.527	40.757	25.698	46.075	199.6
21	2:25.033	37.993	38.017	24.130	44.893	203.0
22	2:58.700	37.911	38.008	57.485	45.296	203.0
23	2:24.608	37.848	37.563	24.316	44.881	203.8
24	2:26.732	37.799	37.592	25.278	46.063	196.4
25	2:34.597 B	37.146	37.583	24.338	55.530	170.9
26	3:57.667	2:08.274	38.277	24.954	46.162	202.2

40 Marco AGUILERA
RX PRORACING — Toyota GR86

Lap	Time	Sector 1	Sector 2	Sector 3	Sector 4	T.Spd
1	4:51.396	2:51.903	42.825	27.035	49.633	194.9
2	2:35.151	41.538	40.400	26.295	46.918	200.0
3	2:30.714	40.555	38.808	25.300	46.051	201.1
4	2:36.774 B	39.268	38.461	24.824	54.221	200.0
5	5:32.677	3:42.733	38.785	25.402	45.757	200.7
6	2:30.173	38.709	38.328	25.420	47.716	196.0
7	2:48.070 B	41.413	40.741	25.778	1:00.138	157.7
8	8:29.389	6:39.862	38.840	24.834	45.853	199.3
9	2:26.111	38.008	37.916	24.201	45.986	199.6
10	2:25.929	37.721	38.213	24.683	45.312	200.0
11	2:31.254 B	37.624	37.942	24.155	51.533	198.2
12	7:58.643	6:04.534	40.858	26.692	46.559	198.2
13	2:28.064	38.645	38.509	24.478	46.432	197.8
14	2:25.157	37.678	38.234	24.163	45.082	203.0
15	2:24.240	37.620	37.580	24.235	44.805	204.2
16	2:25.660	37.847	38.083	24.559	45.171	202.6
17	2:31.346 B	37.537	38.227	24.145	51.437	201.1
18	7:06.392	4:58.084	50.017	29.952	48.339	200.4
19	2:26.377	37.865	38.054	24.268	46.190	188.2
20	2:24.982	37.759	37.820	24.249	45.154	201.1
21	2:24.678	37.740	38.043	23.908	44.987	201.9
22	2:24.544	37.568	38.075	24.143	44.758	203.0
23	2:23.866	37.209	37.803	24.143	44.711	204.2
24	2:30.264 B	37.640	37.775	24.067	50.782	203.8
25	4:55.952	3:01.681	41.421	26.267	46.583	194.9
26	2:24.204	37.623	37.822	24.023	44.736	203.8
27	18:38.216 B	38.635	38.230	2:23.894	...	66.2
28	2:51.856	1:00.018	40.441	26.619	44.778	204.2
29	2:27.227	39.922	38.487	24.192	44.626	203.8
30	2:23.846	37.653	37.889	23.858	44.446	204.2
31	2:24.358	37.530	38.374	23.827	44.627	203.0
32	2:23.598	37.487	37.783	23.949	44.379	205.3
33	2:40.877 B	38.246	37.677	24.317	1:00.637	173.6

41 Beitske VISSER
RX PRORACING — Toyota GR86

Lap	Time	Sector 1	Sector 2	Sector 3	Sector 4	T.Spd
1	3:12.711	1:05.914	46.180	30.293	50.324	193.9
2	2:41.646	44.527	42.126	27.045	47.948	197.8
3	2:37.184	42.431	40.727	26.906	47.120	198.5
4	2:33.269	40.798	39.862	25.822	46.787	198.9
5	2:30.609	40.173	39.205	25.529	45.702	199.6
6	2:58.032 B	44.219	43.344	28.929	1:01.540	151.0
7	6:26.175 B	4:20.422	39.775	25.438	1:00.540	157.4
8	8:39.693	6:48.209	39.763	25.298	46.423	177.3
9	2:25.723	38.875	37.846	24.311	44.691	200.7
10	2:25.259	37.825	38.190	24.139	45.105	200.7
11	2:25.291	38.063	37.938	24.495	44.795	201.9
12	2:23.802	37.706	37.661	24.085	44.350	203.0
13	2:23.606	37.568	37.645	23.946	44.447	202.2
14	2:30.891	40.905	38.930	25.542	45.514	202.6
15	2:31.006 B	37.491	37.625	24.064	51.826	204.2
16	5:45.686	3:58.755	37.844	24.492	44.595	203.0
17	2:23.054	37.458	37.338	24.011	44.247	204.9
18	2:22.969	37.128	37.615	23.779	44.447	203.0
19	2:26.355	37.761	38.787	25.162	44.645	203.4
20	10:56.538 B	37.316	37.442	24.065	9:17.715	204.2
21	2:58.985	1:11.246	38.450	24.493	44.796	202.2
22	2:22.816	37.373	37.245	23.915	44.283	203.8
23	2:22.717	37.243	37.335	23.924	44.215	203.8
24	2:23.003	37.325	37.577	24.132	43.969	205.7
25	2:22.729	37.324	37.338	23.960	44.107	204.2
26	2:22.818	37.415	37.441	23.874	44.088	205.3
27	2:40.514 B	38.286	38.958	25.511	57.759	200.4
28	13:51.587	...	40.503	25.664	45.833	190.1
29	2:32.118 B	37.774	37.596	24.173	52.575	203.8

45 Himar ACOSTA
ME-PRE — Toyota GR86

Lap	Time	Sector 1	Sector 2	Sector 3	Sector 4	T.Spd
1	16:21.758	...	43.777	27.254	47.989	198.9
2	2:32.471	40.633	40.700	25.209	45.929	201.9

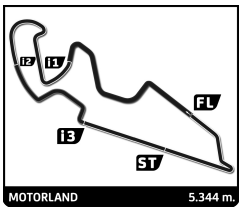

Toyota GR Cup Spain
ROUND 1 - MOTORLAND
OFFICIAL PREVIOUS TEST

Sector Analysis

__ Invalidated Lap Personal Best Session Best **B** Crossing the pit lane

Lap	Time	Sector 1	Sector 2	Sector 3	Sector 4	T.Spd
3	2:28.888	39.105	38.829	25.006	45.948	201.5
4	3:10.620 B	38.576	47.697	30.497	1:13.850	131.5
5	7:16.702	5:26.015	39.456	24.888	46.343	198.9
6	2:27.508	38.756	38.600	24.584	45.568	200.7
7	2:30.599	37.657	38.478	29.374	45.090	201.9
8	2:32.377 B	38.382	38.244	24.349	51.402	202.6
9	3:27.063	1:39.117	38.299	24.210	45.437	201.1
10	2:24.700	37.705	37.944	24.111	44.940	203.8
11	2:24.487	37.704	37.812	24.088	44.883	204.2
12	2:25.144	37.959	37.796	24.410	44.979	204.2
13	2:49.685	37.560	38.974	33.992	59.159	95.7
14	2:24.708	37.585	37.677	24.296	45.150	204.2
15	2:40.700	37.434	37.630	40.214	45.422	203.0
16	2:23.069	37.030	37.411	23.769	44.859	203.8
17	2:40.970	37.409	37.746	24.013	1:01.802	102.9
18	3:10.414 B	56.034	44.495	27.900	1:01.985	173.9
19	7:23.760 B					
20	28:44.688 B					
21	3:03.139	1:12.762	40.158	24.829	45.390	200.7
22	2:24.336	37.822	37.502	24.079	44.933	203.4
23	2:24.123	37.125	37.615	24.579	44.804	204.5
24	2:23.542	37.209	37.678	23.947	44.708	204.2
25	2:23.626	37.223	37.465	23.862	45.076	203.0
26	2:46.372	37.284	48.929	33.608	46.551	197.8
27	2:24.246	37.592	37.704	24.101	44.849	203.4

52 Alejandro SANCHEZ
ESCUELA VASCA D.C. — Toyota GR86

Lap	Time	Sector 1	Sector 2	Sector 3	Sector 4	T.Spd
1	51:22.503 B	...	45.836	31.643	...	147.1
2	3:21.549	1:10.606	44.029	28.515	58.399	171.4
3	2:41.881	43.851	42.280	26.990	48.760	189.1
4	2:37.500	41.754	40.396	27.079	48.271	197.8
5	2:53.442	40.348	40.813	44.388	47.893	195.3
6	2:39.590	42.488	42.018	27.710	47.374	196.0
7	24:52.773 B	42.740	41.974	27.203	...	188.5
8	3:34.441 B	1:22.151	41.902	27.097	1:03.291	161.7
9	10:07.087	8:13.656	40.684	25.944	46.803	196.4
10	2:33.181	40.027	39.641	25.551	47.962	196.7
11	2:34.032	40.122	39.584	25.733	48.593	198.5
12	2:30.763	39.900	38.873	25.679	46.311	198.5
13	2:35.614	41.593	39.398	26.237	48.386	190.1
14	2:32.433	38.970	41.153	25.461	46.849	194.9
15	2:34.106	40.173	39.678	26.341	47.914	194.9
16	2:31.603	40.137	39.167	25.804	46.495	198.2

61 Julian OLAIZ
ESCUELA VASCA D.C. — Toyota GR86

Lap	Time	Sector 1	Sector 2	Sector 3	Sector 4	T.Spd
1	1:34:05.861 B	...	41.607	27.157	1:04.948	155.2
2	10:03.961	8:10.995	40.702	25.442	46.822	200.4
3	2:34.957	40.373	39.232	24.905	50.447	192.9
4	2:34.483	40.374	39.930	26.059	48.120	200.0
5	2:32.474	40.713	39.889	25.484	46.388	199.3
6	2:31.665	40.273	39.168	25.432	46.792	201.9
7	3:24.236 B	38.935	1:22.288	27.024	55.989	187.8

70 Santiago CASTILLA
R. CASAL — Toyota GR86

Lap	Time	Sector 1	Sector 2	Sector 3	Sector 4	T.Spd
1	3:03.271	1:05.093	40.855	26.554	50.769	150.8
2	2:28.494	39.330	38.837	25.227	45.100	202.2
3	2:38.960 B	39.608	38.509	25.073	55.770	203.4
4	4:29.427	2:39.932	38.858	25.026	45.611	203.0
5	2:27.737	38.505	39.667	24.839	44.726	203.4
6	2:25.547	38.007	38.046	24.492	45.002	201.9
7	2:24.974	37.857	37.830	24.511	44.776	203.4
8	2:34.539 B	37.882	37.877	24.778	54.002	204.2
9	12:04.044	...	39.439	24.568	44.517	202.2
10	2:24.471	37.742	37.883	24.520	44.326	203.8
11	2:24.153	37.509	37.700	24.470	44.474	205.3
12	2:25.097	38.544	37.866	24.589	44.098	203.8
13	2:32.244 B	37.586	37.746	24.828	52.084	204.2
14	7:22.653	5:35.952	38.114	24.320	44.267	204.2
15	2:24.047	37.741	37.841	24.303	44.162	204.2
16	2:23.978	37.645	37.686	24.608	44.039	205.3
17	2:23.219	37.601	37.672	24.232	43.714	205.7
18	2:37.843 B	39.758	38.988	25.559	53.538	202.6
19	19:52.017	...	38.954	24.908	44.718	203.4
20	2:23.643	37.699	37.697	24.107	44.140	206.5
21	2:23.555	37.540	37.608	24.454	43.953	204.9
22	2:22.989	37.250	37.565	24.225	43.949	206.5
23	2:40.671 B	37.918	42.384	25.982	54.387	165.4
24	16:48.024	...	42.254	28.264	52.173	141.4
25	2:38.347	42.163	41.877	27.032	47.275	185.6

71 Tomas PREGLIASCO
CHEFO MOTORSPORT — Toyota GR86

Lap	Time	Sector 1	Sector 2	Sector 3	Sector 4	T.Spd
1	8:24.295 B	6:10.970	46.389	27.888	59.048	161.2
2	5:58.999	4:08.605	39.439	25.307	45.648	199.6
3	2:27.163	39.039	38.287	24.557	45.280	201.1
4	2:26.545	38.711	38.276	24.226	45.332	201.9
5	2:24.757	37.933	37.847	24.307	44.670	204.2
6	3:11.671 B	39.238	47.771	35.989	1:08.673	142.3
7	7:01.118	5:13.122	38.134	24.456	45.406	201.5
8	2:25.512	38.267	37.822	24.250	45.173	202.6
9	2:24.431	37.482	37.618	24.298	45.033	201.5
10	2:30.647 B	38.047	37.693	24.025	50.882	202.6
11	4:36.238	2:49.745	37.427	24.184	44.882	202.6
12	2:24.941	37.815	37.713	24.201	45.212	202.6
13	2:24.128	37.633	37.771	24.288	44.436	203.8
14	2:23.736	37.781	37.445	24.263	44.247	203.8
15	2:23.866	37.556	37.777	24.097	44.436	204.2
16	2:24.290	37.642	37.951	24.232	44.465	206.1
17	2:37.427 B	37.821	38.526	28.599	52.481	189.8
18	11:02.396	9:07.937	43.330	24.592	46.537	199.3
19	2:32.586	37.696	37.899	24.236	52.755	149.6
20	2:30.457	41.852	38.145	24.308	46.152	203.0
21	2:24.482	37.707	37.976	24.236	44.563	207.7
22	2:23.810	37.491	37.655	24.307	44.357	203.8
23	2:23.737	37.245	37.662	24.469	44.361	203.8
24	2:42.739	42.151	43.900	28.752	47.936	169.3
25	2:23.578	37.434	37.720	24.166	44.258	205.3
26	2:23.422	37.593	37.757	23.857	44.215	205.7
27	15:01.318 B	37.296	37.915	28.884	...	56.8
28	5:15.173	3:16.682	40.363	27.103	51.025	176.2
29	2:23.896	37.606	37.795	24.209	44.286	205.7
30	2:24.569	37.426	38.275	24.483	44.385	204.2

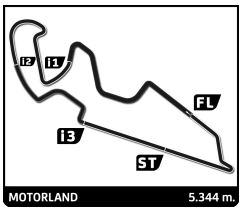

Toyota GR Cup Spain
ROUND 1 - MOTORLAND
OFFICIAL PREVIOUS TEST

Sector Analysis

__ Invalidated Lap Personal Best Session Best **B** Crossing the pit lane

Lap	Time	Sector 1	Sector 2	Sector 3	Sector 4	T.Spd	Lap	Time	Sector 1	Sector 2	Sector 3	Sector 4	T.Spd
31	2:23.480	37.368	37.790	24.082	44.240	204.2							
32	2:26.868	37.462	37.970	24.314	47.122	204.5							

86 **Jesús MORENO**

EFICAR TEAM — Toyota GR86

1	9:34.651	7:34.577	42.284	28.412	49.378	200.0
2	2:30.549	40.147	39.442	24.653	46.307	201.5
3	2:28.996	38.764	38.743	25.357	46.132	200.7
4	2:30.867	38.247	41.889	24.986	45.745	201.5
5	2:27.833	38.337	39.199	24.431	45.866	201.5
6	2:47.384 **B**	37.870	38.559	24.207	1:06.748	138.6
7	9:45.452	7:57.225	38.195	24.548	45.484	201.9
8	2:25.311	37.992	37.797	24.541	44.981	201.9
9	2:25.603	37.680	37.984	24.356	45.583	201.1
10	2:25.418	37.336	38.074	24.252	45.756	201.5
11	2:40.892	46.569	43.166	25.949	45.208	201.1
12	2:25.579	37.332	38.245	24.641	45.361	202.2
13	2:25.503	37.865	38.090	24.257	45.291	202.6
14	2:42.491 **B**	37.655	38.106	25.685	1:01.045	196.4
15	7:04.234	5:14.906	39.145	24.500	45.683	203.4
16	2:25.832	37.972	38.070	24.435	45.355	202.6
17	3:13.055 **B**	50.608	45.632	27.691	1:09.124	116.1
18	9:44.903 **B**	1:41.735	46.543	32.086	6:44.539	116.1
19	2:53.406	1:03.873	39.800	24.245	45.488	200.4
20	2:25.230	37.681	38.116	24.315	45.118	202.2
21	2:24.932	37.387	37.861	24.026	45.658	200.7
22	2:25.127	37.471	38.145	24.018	45.493	203.0
23	2:24.546	37.351	37.981	24.040	45.174	203.4
24	2:25.079	37.563	38.070	24.070	45.376	202.2
25	2:24.627	37.311	37.927	24.059	45.330	205.3
26	2:25.478	37.508	38.326	24.079	45.565	202.6
27	3:36.432 **B**	37.524	47.681	34.816	1:36.411	89.6
28	10:47.871	9:00.053	38.653	24.192	44.973	203.4
29	2:24.032	37.370	38.335	24.091	44.236	205.3
30	2:26.209	38.968	38.094	24.225	44.922	204.5
31	2:55.163	37.585	42.975	30.555	1:04.048	94.5
32	2:26.244	39.112	38.343	24.055	44.734	203.8
33	2:25.133	37.393	38.146	23.973	45.621	201.9
34	2:24.956	37.197	38.098	24.221	45.440	201.1