ROUND 2 - MOTORLAND

TCR SPAIN

Results Booklet

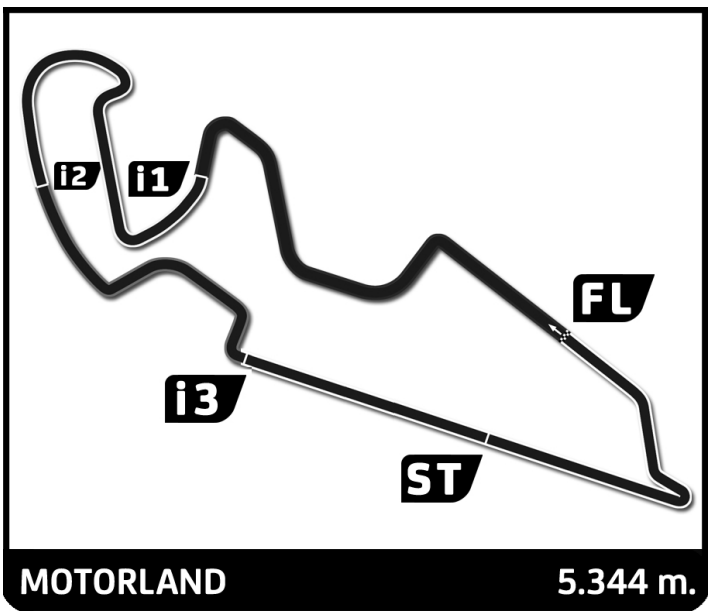

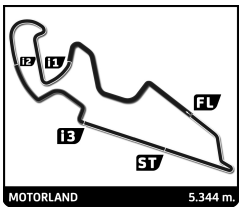

TCR SPAIN
ROUND 2 - MOTORLAND
FREE PRACTICE 1

Classification

	No	Driver	Nat	Team	Car	Cl.	Time	Lap	Total	Gap		Kph
1	777	Mike HALDER		TPR MOTORSPORT	HONDA CIVIC FL5 TCR	TCR	2:05.556	11	11	-	-	153.2
2	19	Felipe FERNANDEZ		AUTO CLUB RC2 VALLES	HONDA CIVIC FL5 TCR	TCR	2:05.852	12	12	+0.296	+0.296	152.9
3	81	Erik ZABALA(Jr)		MONLAU MOTORSPORT	CUPRA LEON VZ	TCR	2:05.918	6	10	+0.362	+0.066	152.8
4	27	Ruben VOLT(Jr)		ALM MOTORSPORT	HONDA CIVIC FL5 TCR	TCR	2:05.946	6	12	+0.390	+0.028	152.8
5	246	Jenson BRICKLEY(Jr)		MONLAU MOTORSPORT	CUPRA LEON VZ	TCR	2:06.349	7	12	+0.793	+0.403	152.3
6	237	Sten-Dorian PIIRIMAGI		ALM MOTORSPORT	HONDA CIVIC FL5 TCR	TCR	2:06.584	7	13	+1.028	+0.235	152.0
7	18	Michael MARKUSSEN		MARKUSSEN RACING	HONDA CIVIC FL5 TCR	TCR	2:06.680	5	10	+1.124	+0.096	151.9
8	28	Eric GENE(Jr)		MONLAU MOTORSPORT	CUPRA LEON VZ	TCR	2:06.961	6	7	+1.405	+0.281	151.5
9	117	Guillaume SAVOLDELLI(M)		TEAM CLAIRET SPORT	AUDI RS3 LMS TCR	TCR	2:07.162	8	11	+1.606	+0.201	151.3
10	12	Ruben FERNANDEZ(M)		AUTO CLUB RC2 VALLES	HONDA CIVIC FL5 TCR	TCR	2:07.216	12	12	+1.660	+0.054	151.2
11	45	Victor FERNANDEZ(M)		AUTO CLUB RC2 VALLES	HONDA CIVIC FL5 TCR	TCR	2:07.784	11	13	+2.228	+0.568	150.6
12	9	Igor URIEN		TEAM VRT	AUDI RS3 LMS TCR	TCR	2:07.994	13	13	+2.438	+0.210	150.3
13	41	Rene POVLSEN(M)		TPR MOTORSPORT	HONDA CIVIC FL5 TCR	TCR	2:08.095	7	11	+2.539	+0.101	150.2
14	20	Sebastien THOME		TEAM CLAIRET SPORT	AUDI RS3 LMS TCR	TCR	2:08.447	11	11	+2.891	+0.352	149.8
15	44	Veenesh SHUNKER(M)		TEAM CLAIRET SPORT	AUDI RS3 LMS TCR	TCR	2:08.591	8	12	+3.035	+0.144	149.6
16	33	Samuel CHALIGNE(M)		TEAM CLAIRET SPORT	CUPRA LEON VZ	TCR	2:10.653	11	12	+5.097	+2.062	147.2
17	5	Demir EROGE(M)		ALM MOTORSPORT	HONDA CIVIC FL5 TCR	TCR	2:10.865	6	12	+5.309	+0.212	147.0

Fastest Lap:	Lap 11	Mike HALDER	2:05.556	153.2 Kph

Track Status: **DRY**

Published at: XX:XX

Race Director:
Maxi GUERRERO

Timekeeper:
Alberto ESTÉBANEZ

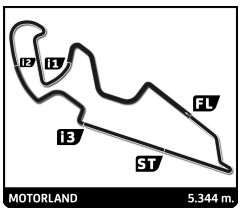

TCR SPAIN
ROUND 2 - MOTORLAND
FREE PRACTICE 1

Best Top Speed

				Top 1		Top 2		Top 3		Top 4		Top 5		
No	**Driver**	**Team**	**Class**	**Kph**	**Lap**	**Kph**	**Lap**	**Kph**	**Lap**	**Kph**	**Lap**	**Kph**	**Lap**	**Avg**
117	Guillaume SAVOLDELLI(M)	TEAM CLAIRET SPORT	TCR	**242.2**	9	241.6	11	241.1	8	240.5	7	240.5	5	241,2
12	Ruben FERNANDEZ(M)	AUTO CLUB RC2 VALLES	TCR	**241.6**	12	240.0	4	238.9	8	238.4	7	237.9	9	239,4
20	Sebastien THOME	TEAM CLAIRET SPORT	TCR	**241.6**	11	241.1	10	241.1	8	241.1	5	240.5	6	241,1
41	Rene POVLSEN(M)	TPR MOTORSPORT	TCR	**241.1**	10	238.9	11	238.9	7	238.4	4	237.9	9	239,0
237	Sten-Dorian PIIRIMAGI	ALM MOTORSPORT	TCR	**240.5**	12	240.5	11	240.5	10	240.0	13	240.0	6	240,3
246	Jenson BRICKLEY(Jr)	MONLAU MOTORSPORT	TCR	**240.5**	12	240.0	11	239.5	10	239.5	8	238.9	9	239,7
9	Igor URIEN	TEAM VRT	TCR	**240.0**	11	240.0	9	239.5	7	238.9	12	238.4	10	239,4
18	Michael MARKUSSEN	MARKUSSEN RACING	TCR	**240.0**	10	239.5	5	238.4	9	237.9	3	236.3	8	238,4
44	Veenesh SHUNKER(M)	TEAM CLAIRET SPORT	TCR	**240.0**	10	239.5	9	238.9	6	238.4	11	238.4	5	239,0
45	Victor FERNANDEZ(M)	AUTO CLUB RC2 VALLES	TCR	**240.0**	6	239.5	9	239.5	5	238.9	10	238.4	8	239,3
777	Mike HALDER	TPR MOTORSPORT	TCR	**240.0**	10	240.0	9	239.5	11	238.9	8	238.9	6	239,5
19	Felipe FERNANDEZ	AUTO CLUB RC2 VALLES	TCR	**239.5**	11	238.9	5	238.4	12	237.9	8	237.9	7	238,5
27	Ruben VOLT(Jr)	ALM MOTORSPORT	TCR	**239.5**	11	239.5	6	238.9	12	238.9	5	238.4	10	239,0
81	Erik ZABALA(Jr)	MONLAU MOTORSPORT	TCR	**239.5**	10	237.9	4	237.4	9	236.8	8	236.8	6	237,7
5	Demir EROGE(M)	ALM MOTORSPORT	TCR	**238.9**	10	237.9	9	237.9	5	236.3	12	236.3	8	237,5
33	Samuel CHALIGNE(M)	TEAM CLAIRET SPORT	TCR	**237.4**	10	237.4	9	235.8	11	235.8	7	235.8	5	236,4
28	Eric GENE(Jr)	MONLAU MOTORSPORT	TCR	**236.8**	6	236.3	4	235.8	3	234.8	2	228.8	1	234,5

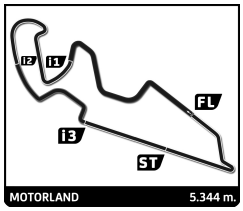

TCR SPAIN
ROUND 2 - MOTORLAND
FREE PRACTICE 1

Best Sector Times

	Sector 1			Sector 2			Sector 3			Sector 4							
Pos	No	Driver	Time	No	Driver	Time	No	Driver	Time	No	Driver	Time	Pos	No	Ideal Lap	Best Lap	
1	81	E.ZABALA(Jr)	32.179	12	R.FERNANDEZ(M)	32.920	777	M.HALDER	21.622	20	S.THOME	38.135	1	81	2:05.303	2:05.918	(3)
2	246	J.BRICKLEY(Jr)	32.425	27	R.VOLT(Jr)	32.941	19	F.FERNANDEZ	21.629	246	J.BRICKLEY(Jr)	38.245	2	777	2:05.392	2:05.556	(1)
3	777	M.HALDER	32.441	777	M.HALDER	32.999	28	E.GENE(Jr)	21.708	81	E.ZABALA(Jr)	38.294	3	19	2:05.512	2:05.852	(2)
4	19	F.FERNANDEZ	32.476	19	F.FERNANDEZ	33.010	81	E.ZABALA(Jr)	21.799	777	M.HALDER	38.330	4	246	2:05.856	2:06.349	(5)
5	27	R.VOLT(Jr)	32.635	81	E.ZABALA(Jr)	33.031	27	R.VOLT(Jr)	21.820	237	S.PIIRIMAGI	38.395	5	27	2:05.919	2:05.946	(4)
6	237	S.PIIRIMAGI	32.679	237	S.PIIRIMAGI	33.092	237	S.PIIRIMAGI	21.879	19	F.FERNANDEZ	38.397	6	237	2:06.045	2:06.584	(6)
7	18	M.MARKUSSEN	32.791	45	V.FERNANDEZ(M)	33.113	18	M.MARKUSSEN	21.954	117	G.SAVOLDELLI(M)	38.442	7	18	2:06.501	2:06.680	(7)
8	9	I.URIEN	32.824	18	M.MARKUSSEN	33.123	246	J.BRICKLEY(Jr)	21.957	41	R.POVLSEN(M)	38.456	8	12	2:06.563	2:07.216	(10)
9	12	R.FERNANDEZ(M)	33.027	117	G.SAVOLDELLI(M)	33.175	12	R.FERNANDEZ(M)	21.976	27	R.VOLT(Jr)	38.523	9	28	2:06.784	2:06.961	(8)
10	28	E.GENE(Jr)	33.067	246	J.BRICKLEY(Jr)	33.229	45	V.FERNANDEZ(M)	22.004	18	M.MARKUSSEN	38.633	10	45	2:06.904	2:07.784	(11)
11	45	V.FERNANDEZ(M)	33.096	28	E.GENE(Jr)	33.270	117	G.SAVOLDELLI(M)	22.057	12	R.FERNANDEZ(M)	38.640	11	117	2:06.911	2:07.162	(9)
12	117	G.SAVOLDELLI(M)	33.237	41	R.POVLSEN(M)	33.654	9	I.URIEN	22.164	45	V.FERNANDEZ(M)	38.691	12	20	2:07.524	2:08.447	(14)
13	41	R.POVLSEN(M)	33.276	9	I.URIEN	33.749	41	R.POVLSEN(M)	22.213	28	E.GENE(Jr)	38.739	13	41	2:07.599	2:08.095	(13)
14	44	V.SHUNKER(M)	33.325	44	V.SHUNKER(M)	33.796	20	S.THOME	22.246	44	V.SHUNKER(M)	38.754	14	9	2:07.638	2:07.994	(12)
15	20	S.THOME	33.342	20	S.THOME	33.801	44	V.SHUNKER(M)	22.348	9	I.URIEN	38.901	15	44	2:08.223	2:08.591	(15)
16	33	S.CHALIGNE(M)	33.783	5	D.EROGE(M)	34.180	5	D.EROGE(M)	22.517	5	D.EROGE(M)	38.982	16	5	2:09.933	2:10.865	(17)
17	5	D.EROGE(M)	34.254	33	S.CHALIGNE(M)	34.265	33	S.CHALIGNE(M)	22.693	33	S.CHALIGNE(M)	39.197	17	33	2:09.938	2:10.653	(16)

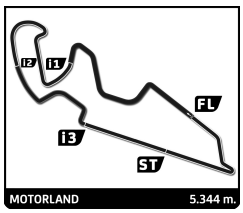

TCR SPAIN
ROUND 2 - MOTORLAND
FREE PRACTICE 1

Fastest Lap Sequence

Elapsed	No	Driver	Team	Car	Class	Time	Kph	Lap
4:39.795	237	Sten-Dorian PIIRIMAGI	ALM MOTORSPORT	HONDA CIVIC FL5 TCR	TCR	**2:09.091**	149.0	2
9:26.612	18	Michael MARKUSSEN	MARKUSSEN RACING	HONDA CIVIC FL5 TCR	TCR	**2:07.630**	150.7	3
10:24.928	777	Mike HALDER	TPR MOTORSPORT	HONDA CIVIC FL5 TCR	TCR	**2:06.805**	151.7	3
10:29.130	27	Ruben VOLT(Jr)	ALM MOTORSPORT	HONDA CIVIC FL5 TCR	TCR	**2:06.632**	151.9	4
11:24.655	81	Erik ZABALA(Jr)	MONLAU MOTORSPORT	CUPRA LEON VZ	TCR	**2:05.941**	152.8	4
15:38.745	81	Erik ZABALA(Jr)	MONLAU MOTORSPORT	CUPRA LEON VZ	TCR	**2:05.918**	152.8	6
16:43.317	777	Mike HALDER	TPR MOTORSPORT	HONDA CIVIC FL5 TCR	TCR	**2:05.902**	152.8	6
29:32.565	777	Mike HALDER	TPR MOTORSPORT	HONDA CIVIC FL5 TCR	TCR	**2:05.733**	153.0	10
31:38.121	777	Mike HALDER	TPR MOTORSPORT	HONDA CIVIC FL5 TCR	TCR	**2:05.556**	153.2	11

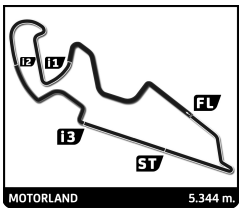

TCR SPAIN
ROUND 2 - MOTORLAND
FREE PRACTICE 1

Flag Analysis

	Flag	Time
	GREEN FLAG	16:20:00.000
	GREEN FLAG	16:30:14.900
	CHEQUERED FLAG	16:50:00.000

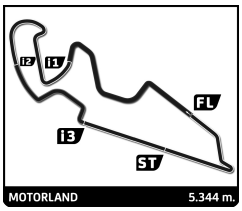

TCR SPAIN
ROUND 2 - MOTORLAND
FREE PRACTICE 1

Sector Analysis

__ Invalidated Lap Personal Best Session Best **B** Crossing the pit lane

5 Demir EROGE(M)
ALM MOTORSPORT — HONDA CIVIC FL5 TCR

Lap	Time	Sector 1	Sector 2	Sector 3	Sector 4	T.Spd
1	2:45.684	55.300	41.254	26.412	42.718	229.3
2	2:17.027	37.175	36.240	23.770	39.842	233.3
3	2:21.026 B	35.707	35.344	23.553	46.422	234.8
4	4:19.619	2:41.478	35.933	22.998	39.210	235.8
5	2:11.273	34.420	34.847	23.024	38.982	237.9
6	2:10.865	34.813	34.180	22.573	39.299	234.8
7	2:25.013 B	34.254	38.193	24.603	47.963	231.8
8	4:37.101	2:57.351	36.698	23.419	39.633	236.3
9	2:11.106	34.390	34.866	22.605	39.245	237.9
10	2:12.933	35.245	34.644	23.416	39.628	238.9
11	2:14.967	36.367	34.358	22.517	41.725	231.3
12	2:11.832	34.791	34.733	22.951	39.357	236.3

9 Igor URIEN
TEAM VRT — AUDI RS3 LMS TCR

Lap	Time	Sector 1	Sector 2	Sector 3	Sector 4	T.Spd
1	3:17.019	1:15.740	42.430	27.939	50.910	137.8
2	2:27.973 B	40.784	36.349	24.010	46.830	234.8
3	4:16.972	2:36.794	35.237	23.133	41.808	234.3
4	2:17.874	35.119	35.180	26.289	41.286	218.6
5	2:10.873	34.232	34.224	22.775	39.642	236.8
6	2:09.991	33.735	34.216	22.579	39.461	236.8
7	2:09.794	33.664	33.929	23.042	39.159	239.5
8	2:09.205	33.573	34.056	22.217	39.359	237.4
9	2:09.225	33.317	34.057	22.566	39.285	240.0
10	2:12.636	33.676	34.907	24.779	39.274	238.4
11	2:08.459	33.123	34.054	22.381	38.901	240.0
12	2:08.373	33.318	33.749	22.164	39.142	238.9
13	2:07.994	32.824	33.787	22.211	39.172	237.4

12 Ruben FERNANDEZ(M)
AUTO CLUB RC2 VALLES — HONDA CIVIC FL5 TCR

Lap	Time	Sector 1	Sector 2	Sector 3	Sector 4	T.Spd
1	2:43.389	56.903	39.688	25.585	41.213	233.8
2	2:21.706 B	36.994	35.727	23.530	45.455	236.3
3	4:07.423	2:29.052	35.349	23.317	39.705	236.8
4	2:11.166	35.086	34.650	22.703	38.727	240.0
5	2:10.121	35.055	33.714	22.217	39.135	237.4
6	2:07.765	33.702	33.431	21.992	38.640	237.4
7	2:07.274	33.172	33.136	21.983	38.983	238.4
8	2:07.312	33.347	33.341	21.976	38.648	238.9
9	2:13.054 B	33.094	32.920	22.068	44.972	237.9
10	3:52.096	2:13.664	35.023	22.786	40.623	236.3
11	2:09.432	33.712	33.490	22.758	39.472	234.8
12	2:07.216	33.027	33.236	22.081	38.872	241.6

18 Michael MARKUSSEN
MARKUSSEN RACING — HONDA CIVIC FL5 TCR

Lap	Time	Sector 1	Sector 2	Sector 3	Sector 4	T.Spd
1	2:54.993 B	1:02.274	40.027	26.158	46.534	227.8
2	4:23.989	2:47.494	34.574	22.493	39.428	233.3
3	2:07.630	33.344	33.474	22.091	38.721	237.9
4	2:10.452	34.231	33.744	22.438	40.039	229.8
5	2:06.680	32.970	33.123	21.954	38.633	239.5
6	2:14.638 B	33.063	33.520	22.455	45.600	236.3
7	7:28.987	5:47.598	35.216	25.081	41.092	234.8
8	2:11.595	33.634	35.448	22.935	39.578	236.3
9	2:07.138	32.791	33.372	22.195	38.780	238.4
10	2:12.437 B	33.150	33.470	22.139	43.678	240.0

19 Felipe FERNANDEZ
AUTO CLUB RC2 VALLES — HONDA CIVIC FL5 TCR

Lap	Time	Sector 1	Sector 2	Sector 3	Sector 4	T.Spd
1	3:03.402	59.317	40.497	30.427	53.161	169.5
2	2:44.065 B	39.439	38.818	26.749	59.059	137.1
3	3:37.523	2:02.487	34.050	22.090	38.896	236.3
4	2:09.504	33.461	34.800	22.286	38.957	237.4
5	2:15.844 B	32.991	33.224	21.885	47.744	238.9
6	3:05.292	1:31.349	33.176	22.003	38.764	236.8
7	2:07.387	33.292	33.294	22.310	38.491	237.9
8	2:05.957	32.476	33.010	21.789	38.682	237.9
9	2:23.783 B	34.051	42.435	23.326	43.971	236.8
10	3:55.283	2:16.151	34.525	22.664	41.943	199.6
11	2:06.599	32.937	33.105	21.686	38.871	239.5
12	2:05.852	32.522	33.304	21.629	38.397	238.4

20 Sebastien THOME
TEAM CLAIRET SPORT — AUDI RS3 LMS TCR

Lap	Time	Sector 1	Sector 2	Sector 3	Sector 4	T.Spd
1	2:49.551	1:03.286	38.467	26.129	41.669	235.3
2	2:25.575 B	38.324	36.132	24.826	46.293	235.8
3	4:22.419	2:45.755	34.810	22.998	38.856	240.0
4	2:10.564	34.226	34.478	23.052	38.808	239.5
5	2:08.921	34.427	33.908	22.451	38.135	241.1
6	2:08.664	33.910	33.801	22.346	38.607	240.5
7	2:09.891	34.721	34.067	22.325	38.778	240.0
8	2:08.684	34.006	33.812	22.246	38.620	241.1
9	2:16.219 B	34.374	34.979	22.796	44.070	240.0
10	5:28.330	3:51.706	34.904	23.037	38.683	241.1
11	2:08.447	33.342	34.030	22.575	38.500	241.6

27 Ruben VOLT(Jr)
ALM MOTORSPORT — HONDA CIVIC FL5 TCR

Lap	Time	Sector 1	Sector 2	Sector 3	Sector 4	T.Spd
1	2:34.882	54.011	35.986	23.660	41.225	230.3
2	2:15.732 B	34.142	33.950	22.242	45.398	232.3
3	3:31.884	1:56.582	34.031	22.261	39.010	234.3
4	2:06.632	32.885	33.041	22.116	38.590	237.4
5	2:06.448	32.884	32.950	21.975	38.639	238.9
6	2:05.946	32.662	32.941	21.820	38.523	239.5
7	2:22.837 B	34.429	36.015	23.523	48.870	194.2
8	4:47.780	3:12.083	33.648	22.502	39.547	236.8
9	2:08.503	32.848	33.478	22.429	39.748	238.4
10	2:06.631	32.635	33.342	22.064	38.590	238.4
11	2:15.556 B	32.732	33.524	22.128	47.172	239.5
12	2:54.707 B	1:10.409	33.255	22.149	48.894	238.9

28 Eric GENE(Jr)
MONLAU MOTORSPORT — CUPRA LEON VZ

Lap	Time	Sector 1	Sector 2	Sector 3	Sector 4	T.Spd
1	2:30.332 B	44.945	36.413	23.234	45.740	228.8
2	4:10.837 B	2:29.380	33.673	21.871	45.913	234.8
3	2:40.495	1:06.710	33.338	21.708	38.739	235.8
4	2:13.921 B	33.073	33.273	21.738	45.837	236.3
5	9:34.438	7:55.095	33.903	22.419	43.021	156.5
6	2:06.961	33.067	33.270	21.823	38.801	236.8
7	2:35.185 B	36.112	39.646	24.362	55.065	153.2

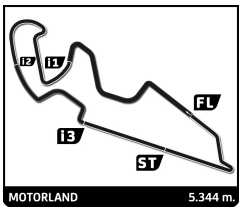

TCR SPAIN
ROUND 2 - MOTORLAND
FREE PRACTICE 1

Sector Analysis

__ Invalidated Lap Personal Best Session Best **B** Crossing the pit lane

33 Samuel CHALIGNE(M)
TEAM CLAIRET SPORT — CUPRA LEON VZ

Lap	Time	Sector 1	Sector 2	Sector 3	Sector 4	T.Spd
1	3:15.769	1:13.551	43.757	28.294	50.167	155.2
2	2:34.126	42.296	39.835	26.722	45.273	190.5
3	2:36.231 B	39.322	38.594	25.904	52.411	194.6
4	3:57.868	2:15.434	37.364	24.728	40.342	233.3
5	2:15.630	35.632	35.900	24.308	39.790	235.8
6	2:14.836	35.388	35.238	24.689	39.521	235.3
7	2:12.712	35.136	35.003	23.335	39.238	235.8
8	2:11.790	34.133	34.912	23.146	39.599	234.8
9	2:10.993	34.187	34.629	22.980	39.197	237.4
10	2:10.816	33.975	34.413	22.867	39.561	237.4
11	2:10.653	34.025	34.364	22.753	39.511	235.8
12	2:11.149	33.783	34.265	22.693	40.408	231.3

41 Rene POVLSEN(M)
TPR MOTORSPORT — HONDA CIVIC FL5 TCR

Lap	Time	Sector 1	Sector 2	Sector 3	Sector 4	T.Spd
1	3:57.168	2:12.643	38.376	24.953	41.196	229.3
2	2:20.471 B	35.358	34.880	23.299	46.934	234.8
3	4:41.349	3:04.489	34.974	22.920	38.966	237.4
4	2:08.877	33.785	33.872	22.626	38.594	238.4
5	2:08.209	33.505	33.876	22.372	38.456	237.9
6	2:08.603	33.449	33.941	22.371	38.842	237.4
7	2:08.095	33.428	33.767	22.213	38.687	238.9
8	2:19.254 B	33.340	33.654	22.486	49.774	237.9
9	4:35.740	2:57.556	36.198	23.006	38.980	237.9
10	2:08.278	33.587	33.923	22.257	38.511	241.1
11	2:08.428	33.276	33.817	22.327	39.008	238.9

44 Veenesh SHUNKER(M)
TEAM CLAIRET SPORT — AUDI RS3 LMS TCR

Lap	Time	Sector 1	Sector 2	Sector 3	Sector 4	T.Spd
1	3:08.819	1:11.612	44.102	26.822	46.283	184.0
2	2:17.845	37.200	36.159	24.180	40.306	235.3
3	2:11.514	34.988	34.306	22.640	39.580	237.9
4	2:09.439	33.828	33.896	22.806	38.909	238.4
5	2:08.608	33.376	34.130	22.348	38.754	238.4
6	2:31.851 B	43.988	37.840	23.162	46.861	238.9
7	4:48.660	3:10.163	35.346	23.236	39.915	236.8
8	2:08.591	33.476	33.921	22.359	38.835	237.4
9	2:11.104	33.686	33.796	23.181	40.441	239.5
10	2:10.597	33.675	35.448	22.372	39.102	240.0
11	2:09.012	33.821	33.978	22.375	38.838	238.4
12	2:09.919	33.325	33.824	22.559	40.211	234.8

45 Victor FERNANDEZ(M)
AUTO CLUB RC2 VALLES — HONDA CIVIC FL5 TCR

Lap	Time	Sector 1	Sector 2	Sector 3	Sector 4	T.Spd
1	2:49.117	1:01.614	39.042	25.834	42.627	233.8
2	2:16.275	37.436	35.464	23.879	39.496	235.8
3	2:11.855	35.289	34.308	23.162	39.096	237.9
4	2:12.002	34.824	34.897	22.588	39.693	238.4
5	2:08.508	34.031	33.486	22.167	38.824	239.5
6	2:09.722	33.631	33.462	22.309	40.320	240.0
7	2:07.989	33.182	33.431	22.506	38.870	236.8
8	2:07.786	33.234	33.113	22.463	38.976	238.4
9	2:16.720 B	35.051	34.971	22.269	44.429	239.5
10	4:13.227	2:38.698	33.701	22.137	38.691	238.9
11	2:07.784	33.096	33.150	22.004	39.534	235.3
12	2:39.998 B	33.377	38.969	28.071	59.581	172.2
13	3:26.870 B	1:12.552	45.159	31.356	57.803	171.2

81 Erik ZABALA(Jr)
MONLAU MOTORSPORT — CUPRA LEON VZ

Lap	Time	Sector 1	Sector 2	Sector 3	Sector 4	T.Spd
1	2:33.223 B	45.700	36.148	23.576	47.799	227.8
2	3:59.558 B	2:15.204	33.786	21.984	48.584	235.3
3	2:45.933	1:11.513	33.647	21.999	38.774	236.3
4	2:05.941	32.356	33.398	21.893	38.294	237.9
5	2:08.172	33.201	33.112	22.893	38.966	236.3
6	2:05.918	32.280	33.105	21.799	38.734	236.8
7	2:06.162	32.179	33.031	22.001	38.951	234.8
8	2:07.829	32.289	33.501	22.477	39.562	236.8
9	2:06.482	32.400	33.271	22.045	38.766	237.4
10	2:18.820 B	32.323	33.216	22.113	51.168	239.5

117 Guillaume SAVOLDELLI(M)
TEAM CLAIRET SPORT — AUDI RS3 LMS TCR

Lap	Time	Sector 1	Sector 2	Sector 3	Sector 4	T.Spd
1	3:08.018	1:10.483	44.266	26.751	46.518	192.2
2	2:23.643 B	37.266	36.415	23.865	46.097	235.3
3	4:50.464	3:14.114	34.411	23.173	38.766	239.5
4	2:10.413	33.611	34.571	23.621	38.610	240.0
5	2:07.847	33.450	33.542	22.219	38.636	240.5
6	2:11.676	35.483	34.626	23.125	38.442	239.5
7	2:08.004	33.625	33.588	22.256	38.535	240.5
8	2:07.162	33.309	33.175	22.057	38.621	241.1
9	2:14.984 B	33.395	33.507	22.160	45.922	242.2
10	4:50.807	3:10.681	34.796	23.256	42.074	230.3
11	2:07.370	33.237	33.495	22.110	38.528	241.6

237 Sten-Dorian PIIRIMAGI
ALM MOTORSPORT — HONDA CIVIC FL5 TCR

Lap	Time	Sector 1	Sector 2	Sector 3	Sector 4	T.Spd
1	2:30.704	47.590	36.580	24.213	42.321	228.8
2	2:09.091	33.668	33.827	22.201	39.395	236.3
3	2:12.474 B	32.997	33.533	21.879	44.065	238.4
4	3:28.059	1:53.379	33.777	22.198	38.705	238.4
5	2:07.533	32.896	33.115	23.127	38.395	239.5
6	2:07.342	32.943	33.781	22.187	38.431	240.0
7	2:06.584	33.037	33.092	21.907	38.548	239.5
8	2:12.782 B	32.941	33.735	22.251	43.855	239.5
9	4:28.510	2:52.994	34.112	22.608	38.796	238.9
10	2:07.295	32.957	33.633	22.205	38.500	240.5
11	2:06.961	32.964	33.428	22.107	38.462	240.5
12	2:06.970	32.739	33.396	22.141	38.694	240.5
13	2:17.843 B	32.679	34.160	22.499	48.505	240.0

246 Jenson BRICKLEY(Jr)
MONLAU MOTORSPORT — CUPRA LEON VZ

Lap	Time	Sector 1	Sector 2	Sector 3	Sector 4	T.Spd
1	2:27.970	47.144	36.179	23.942	40.705	229.8
2	2:13.352	35.598	35.811	22.694	39.249	232.8
3	2:21.764 B	33.589	34.415	25.369	48.391	236.3
4	3:53.037	2:18.181	33.571	22.598	38.687	238.4
5	2:07.014	32.941	33.418	21.995	38.660	238.9
6	2:06.819	32.885	33.327	21.957	38.650	238.4
7	2:06.349	32.594	33.229	22.062	38.464	238.4
8	2:12.798 B	32.537	33.454	22.060	44.747	239.5

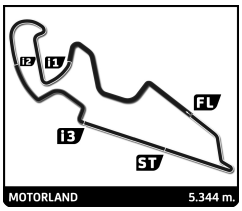

TCR SPAIN
ROUND 2 - MOTORLAND
FREE PRACTICE 1

Sector Analysis

__ Invalidated Lap Personal Best Session Best **B** Crossing the pit lane

Lap	Time	Sector 1	Sector 2	Sector 3	Sector 4	T.Spd	Lap	Time	Sector 1	Sector 2	Sector 3	Sector 4	T.Spd
9	4:18.165	2:43.513	33.427	22.187	39.038	238.9							
10	2:08.178	33.930	33.393	22.292	38.563	239.5							
11	2:06.442	32.425	33.695	22.077	38.245	240.0							
12	2:16.846 **B**	32.787	33.469	22.245	48.345	240.5							

777 **Mike HALDER**

TPR MOTORSPORT — HONDA CIVIC FL5 TCR

1	5:59.675	4:04.876	41.416	26.437	46.946	178.2
2	2:18.448	38.301	36.956	23.989	39.202	232.8
3	2:06.805	32.954	33.318	22.099	38.434	236.8
4	2:06.414	32.679	33.292	22.009	38.434	237.4
5	2:06.073	32.513	33.254	21.976	38.330	238.9
6	2:05.902	32.712	32.999	21.830	38.361	238.9
7	2:18.409 **B**	32.441	35.717	23.437	46.814	229.8
8	6:18.177	4:44.183	33.466	22.133	38.395	238.9
9	2:06.929	33.569	33.200	21.810	38.350	240.0
10	2:05.733	32.461	33.098	21.774	38.400	240.0
11	2:05.556	32.496	33.106	21.622	38.332	239.5

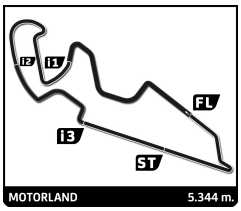

ROUND 2 - MOTORLAND

TCR SPAIN

FREE PRACTICE 1

Weather Report

Air Temperature

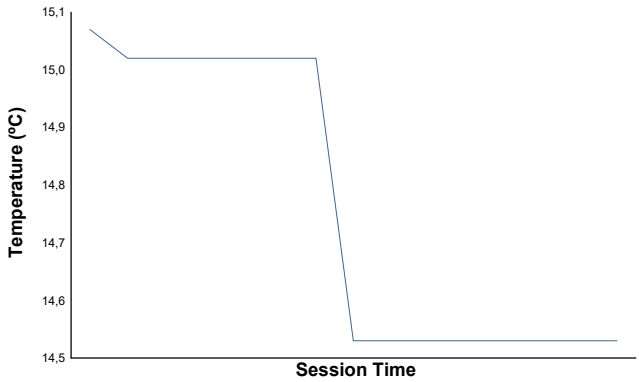

Track Temperature

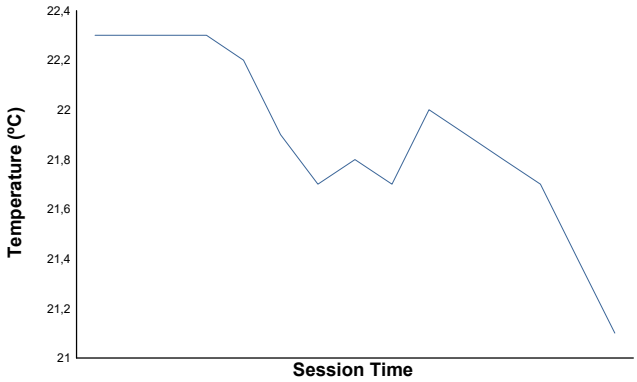

Humidity

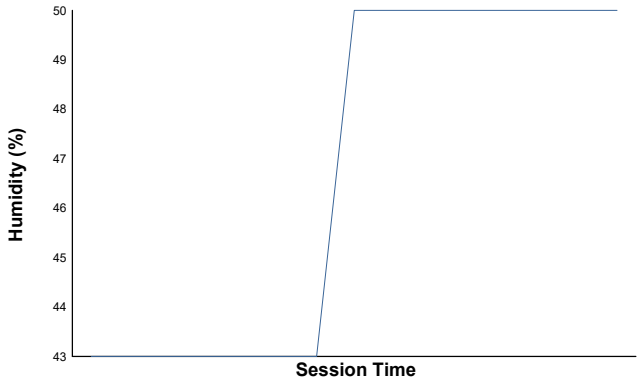

Pressure

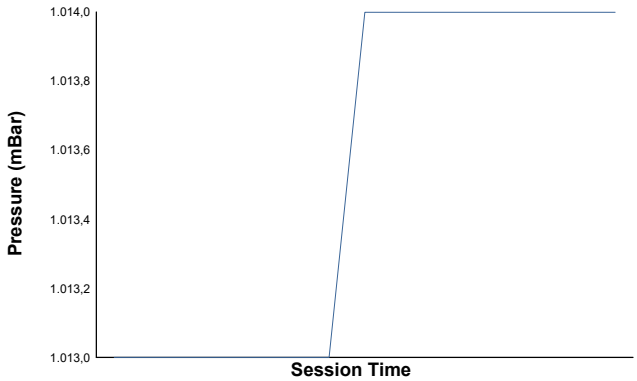

Wind Speed

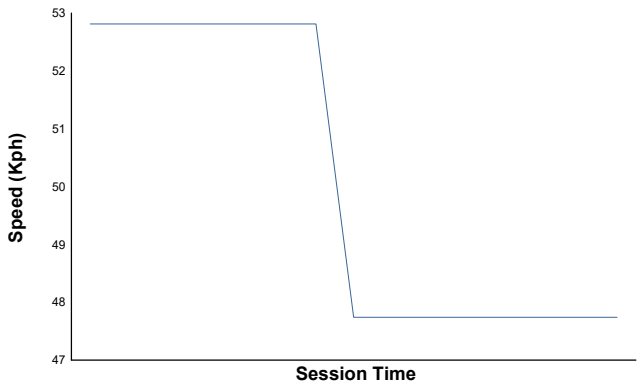

Wind Direction

North=0º/360º East=90º South=180º West=270º

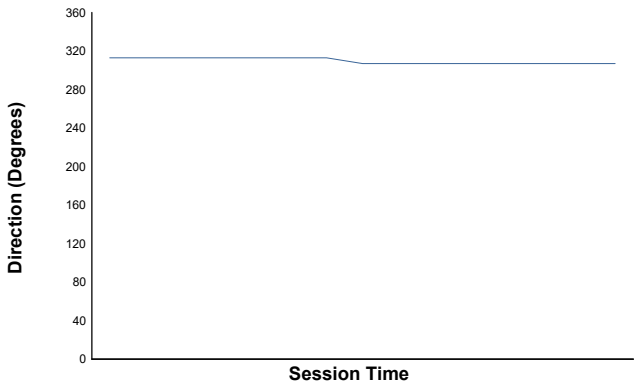

Track Status: **DRY**

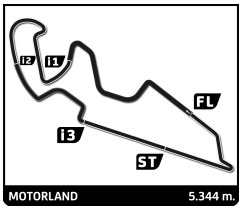

TCR SPAIN
ROUND 2 - MOTORLAND
FREE PRACTICE 1

Race Director Report

Hour	Flag	Message
16:24:01		TEST MENSAJE
16:24:13		TEST MENSAJE
16:25:01		TEST MENSAJE
16:27:40	SF	SAFETY CAR
16:30:14	GF	GREEN FLAG

Published at: .....

Race Director:	Timekeeper:
Maxi GUERRERO	Alberto ESTÉBANEZ

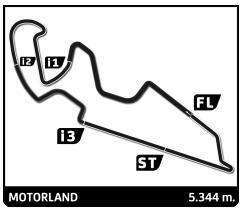

TCR SPAIN
ROUND 2 - MOTORLAND
FREE PRACTICE 2

Classification

	No	Driver	Nat	Team	Car	Cl.	Time	Lap	Total	Gap		Kph
1	777	Mike HALDER		TPR MOTORSPORT	HONDA CIVIC FL5 TCR	TCR	**2:04.885**	8	9	-	-	**154.0**
2	246	Jenson BRICKLEY(Jr)		MONLAU MOTORSPORT	CUPRA LEON VZ	TCR	**2:04.906**	11	12	+0.021	+0.021	**154.0**
3	28	Eric GENE(Jr)		MONLAU MOTORSPORT	CUPRA LEON VZ	TCR	**2:05.128**	10	11	+0.243	+0.222	**153.7**
4	237	Sten-Dorian PIIRIMAGI		ALM MOTORSPORT	HONDA CIVIC FL5 TCR	TCR	**2:05.243**	8	13	+0.358	+0.115	**153.6**
5	27	Ruben VOLT(Jr)		ALM MOTORSPORT	HONDA CIVIC FL5 TCR	TCR	**2:05.255**	7	12	+0.370	+0.012	**153.6**
6	19	Felipe FERNANDEZ		AUTO CLUB RC2 VALLES	HONDA CIVIC FL5 TCR	TCR	**2:05.355**	10	11	+0.470	+0.100	**153.5**
7	81	Erik ZABALA(Jr)		MONLAU MOTORSPORT	CUPRA LEON VZ	TCR	**2:05.434**	9	10	+0.549	+0.079	**153.4**
8	12	Ruben FERNANDEZ(M)		AUTO CLUB RC2 VALLES	HONDA CIVIC FL5 TCR	TCR	**2:05.642**	11	12	+0.757	+0.208	**153.1**
9	18	Michael MARKUSSEN		MARKUSSEN RACING	HONDA CIVIC FL5 TCR	TCR	**2:05.983**	10	12	+1.098	+0.341	**152.7**
10	117	Guillaume SAVOLDELLI(M)		TEAM CLAIRET SPORT	AUDI RS3 LMS TCR	TCR	**2:06.008**	10	12	+1.123	+0.025	**152.7**
11	20	Sebastien THOME		TEAM CLAIRET SPORT	AUDI RS3 LMS TCR	TCR	**2:06.740**	12	13	+1.855	+0.732	**151.8**
12	45	Victor FERNANDEZ(M)		AUTO CLUB RC2 VALLES	HONDA CIVIC FL5 TCR	TCR	**2:06.899**	10	11	+2.014	+0.159	**151.6**
13	41	Rene POVLSEN(M)		TPR MOTORSPORT	HONDA CIVIC FL5 TCR	TCR	**2:07.348**	10	11	+2.463	+0.449	**151.1**
14	9	Igor URIEN		TEAM VRT	AUDI RS3 LMS TCR	TCR	**2:08.353**	9	12	+3.468	+1.005	**149.9**
15	44	Veenesh SHUNKER(M)		TEAM CLAIRET SPORT	AUDI RS3 LMS TCR	TCR	**2:09.308**	4	4	+4.423	+0.955	**148.8**
16	5	Demir EROGE(M)		ALM MOTORSPORT	HONDA CIVIC FL5 TCR	TCR	**2:09.650**	8	13	+4.765	+0.342	**148.4**
17	33	Samuel CHALIGNE(M)		TEAM CLAIRET SPORT	CUPRA LEON VZ	TCR	**2:10.125**	10	12	+5.240	+0.475	**147.8**

Fastest Lap:	Lap 8	Mike HALDER	**2:04.885**	154.0 Kph

Track Status: **DRY**

Published at: XX:XX **9:50**

Race Director:	**Timekeeper:**
Maxi GUERRERO	Alberto ESTÉBANEZ

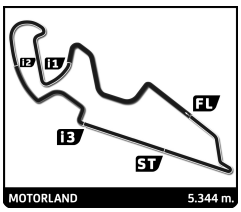

TCR SPAIN
ROUND 2 - MOTORLAND
FREE PRACTICE 2

Best Top Speed

				Top 1		Top 2		Top 3		Top 4		Top 5		
No	**Driver**	**Team**	**Class**	**Kph**	**Lap**	**Kph**	**Lap**	**Kph**	**Lap**	**Kph**	**Lap**	**Kph**	**Lap**	**Avg**
237	Sten-Dorian PIIRIMAGI	ALM MOTORSPORT	TCR	**243.8**	12	243.2	13	242.7	8	241.6	11	241.6	7	242,6
20	Sebastien THOME	TEAM CLAIRET SPORT	TCR	**243.2**	12	242.7	13	242.7	9	242.7	6	242.2	11	242,7
45	Victor FERNANDEZ(M)	AUTO CLUB RC2 VALLES	TCR	**243.2**	5	242.2	6	241.6	7	240.0	3	238.9	10	241,2
117	Guillaume SAVOLDELLI(M)	TEAM CLAIRET SPORT	TCR	**243.2**	7	242.2	12	242.2	10	242.2	5	242.2	3	242,4
27	Ruben VOLT(Jr)	ALM MOTORSPORT	TCR	**242.2**	9	241.6	6	241.1	8	241.1	7	240.0	3	241,2
246	Jenson BRICKLEY(Jr)	MONLAU MOTORSPORT	TCR	**242.2**	8	241.6	5	241.1	7	241.1	6	240.5	10	241,3
777	Mike HALDER	TPR MOTORSPORT	TCR	**241.6**	4	240.5	5	240.5	8	238.9	2	222.2	3	236,7
12	Ruben FERNANDEZ(M)	AUTO CLUB RC2 VALLES	TCR	**241.1**	7	241.1	5	240.5	11	240.5	10	240.0	8	240,6
18	Michael MARKUSSEN	MARKUSSEN RACING	TCR	**241.1**	6	240.5	8	240.0	10	240.0	5	238.9	9	240,1
28	Eric GENE(Jr)	MONLAU MOTORSPORT	TCR	**241.1**	5	240.0	10	239.5	9	239.5	6	239.5	4	239,9
41	Rene POVLSEN(M)	TPR MOTORSPORT	TCR	**241.1**	5	240.0	9	240.0	3	239.5	6	239.5	4	240,0
5	Demir EROGE(M)	ALM MOTORSPORT	TCR	**240.5**	5	240.0	13	240.0	8	239.5	12	239.5	11	239,9
81	Erik ZABALA(Jr)	MONLAU MOTORSPORT	TCR	**240.5**	8	240.0	6	239.5	10	239.5	9	239.5	4	239,8
9	Igor URIEN	TEAM VRT	TCR	**240.0**	8	239.5	6	238.9	12	238.9	11	238.4	9	239,1
19	Felipe FERNANDEZ	AUTO CLUB RC2 VALLES	TCR	**239.5**	8	239.5	3	238.9	7	238.4	10	237.4	6	238,7
44	Veenesh SHUNKER(M)	TEAM CLAIRET SPORT	TCR	**239.5**	3	239.5	4	238.4	2	188.2	1			226,4
33	Samuel CHALIGNE(M)	TEAM CLAIRET SPORT	TCR	**238.4**	5	237.9	10	237.9	9	237.9	8	237.4	4	237,9

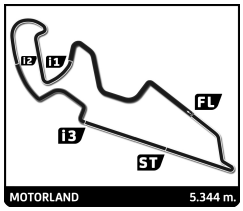

TCR SPAIN
ROUND 2 - MOTORLAND
FREE PRACTICE 2

Best Sector Times

	Sector 1			Sector 2			Sector 3			Sector 4							
Pos	No	Driver	Time	No	Driver	Time	No	Driver	Time	No	Driver	Time	Pos	No	Ideal Lap	Best Lap	
1	27	R.VOLT(Jr)	32.240	19	F.FERNANDEZ	32.754	19	F.FERNANDEZ	21.522	246	J.BRICKLEY(Jr)	37.958	1	246	2:04.714	2:04.906	(2)
2	777	M.HALDER	32.258	777	M.HALDER	32.800	117	G.SAVOLDELLI(M)	21.606	237	S.PIIRIMAGI	38.069	2	777	2:04.802	2:04.885	(1)
3	246	J.BRICKLEY(Jr)	32.297	246	J.BRICKLEY(Jr)	32.844	28	E.GENE(Jr)	21.611	27	R.VOLT(Jr)	38.089	3	28	2:05.128	2:05.128	(3)
4	28	E.GENE(Jr)	32.341	12	R.FERNANDEZ(M)	32.888	777	M.HALDER	21.614	81	E.ZABALA(Jr)	38.123	4	27	2:05.146	2:05.255	(5)
5	81	E.ZABALA(Jr)	32.389	27	R.VOLT(Jr)	32.932	246	J.BRICKLEY(Jr)	21.615	12	R.FERNANDEZ(M)	38.128	5	12	2:05.189	2:05.642	(8)
6	237	S.PIIRIMAGI	32.433	18	M.MARKUSSEN	32.979	12	R.FERNANDEZ(M)	21.632	777	M.HALDER	38.130	6	237	2:05.223	2:05.243	(4)
7	12	R.FERNANDEZ(M)	32.541	237	S.PIIRIMAGI	32.994	237	S.PIIRIMAGI	21.727	20	S.THOME	38.150	7	19	2:05.238	2:05.355	(6)
8	19	F.FERNANDEZ	32.579	28	E.GENE(Jr)	33.013	18	M.MARKUSSEN	21.734	28	E.GENE(Jr)	38.163	8	81	2:05.287	2:05.434	(7)
9	18	M.MARKUSSEN	32.681	81	E.ZABALA(Jr)	33.036	81	E.ZABALA(Jr)	21.739	117	G.SAVOLDELLI(M)	38.218	9	117	2:05.718	2:06.008	(10)
10	117	G.SAVOLDELLI(M)	32.776	117	G.SAVOLDELLI(M)	33.118	45	V.FERNANDEZ(M)	21.809	19	F.FERNANDEZ	38.383	10	18	2:05.910	2:05.983	(9)
11	9	I.URIEN	32.893	45	V.FERNANDEZ(M)	33.242	27	R.VOLT(Jr)	21.885	45	V.FERNANDEZ(M)	38.437	11	20	2:06.593	2:06.740	(11)
12	41	R.POVLSEN(M)	33.063	20	S.THOME	33.297	41	R.POVLSEN(M)	21.961	18	M.MARKUSSEN	38.516	12	45	2:06.613	2:06.899	(12)
13	20	S.THOME	33.121	9	I.URIEN	33.646	20	S.THOME	22.025	41	R.POVLSEN(M)	38.572	13	41	2:07.348	2:07.348	(13)
14	45	V.FERNANDEZ(M)	33.125	44	V.SHUNKER(M)	33.698	44	V.SHUNKER(M)	22.395	9	I.URIEN	38.586	14	9	2:07.529	2:08.353	(14)
15	44	V.SHUNKER(M)	33.547	41	R.POVLSEN(M)	33.752	9	I.URIEN	22.404	44	V.SHUNKER(M)	38.769	15	44	2:08.409	2:09.308	(15)
16	33	S.CHALIGNE(M)	33.959	5	D.EROGE(M)	33.767	5	D.EROGE(M)	22.488	33	S.CHALIGNE(M)	38.861	16	5	2:09.313	2:09.650	(16)
17	5	D.EROGE(M)	34.161	33	S.CHALIGNE(M)	34.333	33	S.CHALIGNE(M)	22.617	5	D.EROGE(M)	38.897	17	33	2:09.770	2:10.125	(17)

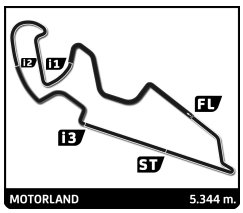

TCR SPAIN
ROUND 2 - MOTORLAND
FREE PRACTICE 2

Fastest Lap Sequence

Elapsed	No	Driver	Team	Car	Class	Time	Kph	Lap
4:42.509	**237**	**Sten-Dorian PIIRIMAGI**	ALM MOTORSPORT	HONDA CIVIC FL5 TCR	TCR	**2:08.608**	149.6	2
6:48.707	**237**	**Sten-Dorian PIIRIMAGI**	ALM MOTORSPORT	HONDA CIVIC FL5 TCR	TCR	**2:06.198**	152.4	3
11:24.987	**777**	**Mike HALDER**	TPR MOTORSPORT	HONDA CIVIC FL5 TCR	TCR	**2:06.040**	152.6	4
13:30.106	**777**	**Mike HALDER**	TPR MOTORSPORT	HONDA CIVIC FL5 TCR	TCR	**2:05.119**	153.8	5
23:17.155	**777**	**Mike HALDER**	TPR MOTORSPORT	HONDA CIVIC FL5 TCR	TCR	**2:04.885**	154.0	8

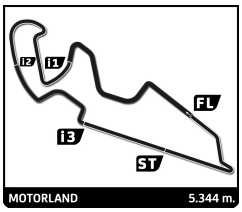

TCR SPAIN
ROUND 2 - MOTORLAND
FREE PRACTICE 2

Flag Analysis

	Flag	Time
	GREEN FLAG	09:50:00.000
	CHEQUERED FLAG	10:20:00.000

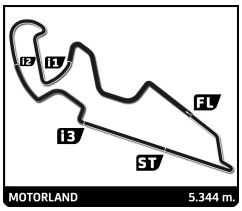

TCR SPAIN
ROUND 2 - MOTORLAND
FREE PRACTICE 2

Sector Analysis

__ Invalidated Lap Personal Best Session Best **B** Crossing the pit lane

5 Demir EROGE(M)
ALM MOTORSPORT — HONDA CIVIC FL5 TCR

Lap	Time	Sector 1	Sector 2	Sector 3	Sector 4	T.Spd
1	2:54.215	57.616	43.284	28.315	45.000	225.9
2	2:23.384	39.381	37.686	24.997	41.320	231.8
3	2:15.102	36.213	35.631	23.314	39.944	232.3
4	2:13.575	35.717	34.873	23.032	39.953	238.4
5	2:19.771 **B**	34.431	34.691	23.787	46.862	240.5
6	4:30.935	2:45.012	40.032	24.907	40.984	235.8
7	2:13.313	35.969	35.314	22.649	39.381	236.8
8	2:09.650	34.161	33.767	22.713	39.009	240.0
9	2:10.889	34.570	34.100	23.087	39.132	238.9
10	2:10.478	34.494	34.224	22.718	39.042	238.9
11	2:09.926	34.193	34.348	22.488	38.897	239.5
12	2:11.764	34.669	34.549	22.790	39.756	239.5
13	2:09.997	34.178	33.945	22.813	39.061	240.0

9 Igor URIEN
TEAM VRT — AUDI RS3 LMS TCR

Lap	Time	Sector 1	Sector 2	Sector 3	Sector 4	T.Spd
1	3:16.455 **B**	1:13.248	45.314	26.578	51.315	186.5
2	4:21.780	2:37.948	37.620	25.378	40.834	234.8
3	2:12.371	34.765	35.303	22.820	39.483	238.4
4	2:09.483	33.774	34.008	22.497	39.204	238.4
5	2:14.235	33.713	33.896	22.774	43.852	191.5
6	2:14.863	35.759	37.377	22.802	38.925	239.5
7	2:08.927	33.378	33.797	22.837	38.915	237.9
8	2:08.613	33.423	33.882	22.445	38.863	240.0
9	2:08.353	33.264	33.726	22.520	38.843	238.4
10	2:31.547	33.229	33.871	26.112	58.335	108.1
11	2:12.232	36.768	34.332	22.546	38.586	238.9
12	2:08.574	32.893	34.140	22.404	39.137	238.9

12 Ruben FERNANDEZ(M)
AUTO CLUB RC2 VALLES — HONDA CIVIC FL5 TCR

Lap	Time	Sector 1	Sector 2	Sector 3	Sector 4	T.Spd
1	2:49.276	1:00.354	39.716	25.068	44.138	174.8
2	2:21.108 **B**	36.670	35.726	22.796	45.916	238.4
3	3:59.429	2:22.132	34.972	22.718	39.607	240.0
4	2:08.269	34.023	33.670	22.022	38.554	240.0
5	2:07.719	33.567	33.472	22.143	38.537	241.1
6	2:06.732	33.081	33.462	22.061	38.128	240.0
7	2:06.262	33.004	32.927	21.795	38.536	241.1
8	2:18.918 **B**	33.828	34.725	23.087	47.278	240.0
9	5:05.924	3:25.486	36.512	24.146	39.780	235.3
10	2:05.991	32.965	32.888	21.632	38.506	240.5
11	2:05.642	32.541	32.916	21.715	38.470	240.5
12	3:40.697 **B**	41.162	39.123	29.117	1:51.295	166.7

18 Michael MARKUSSEN
MARKUSSEN RACING — HONDA CIVIC FL5 TCR

Lap	Time	Sector 1	Sector 2	Sector 3	Sector 4	T.Spd
1	3:03.829	1:02.972	41.912	26.599	52.346	185.2
2	2:41.855	50.234	38.532	26.965	46.124	175.0
3	2:37.153 **B**	41.767	38.284	23.534	53.568	193.5
4	2:51.273	1:09.846	34.611	22.383	44.433	175.6
5	2:07.876	33.199	33.514	22.185	38.978	240.0
6	2:12.602 **B**	32.930	33.488	22.077	44.107	241.1
7	4:19.432	2:37.621	36.711	23.475	41.625	209.7
8	2:06.625	33.059	33.026	22.024	38.516	240.5
9	2:06.300	32.921	33.029	21.808	38.542	238.9
10	2:05.983	32.681	32.979	21.734	38.589	240.0
11	2:11.716	32.822	33.246	21.797	43.851	174.2
12	2:19.825 **B**	32.694	33.265	21.755	52.111	230.3

19 Felipe FERNANDEZ
AUTO CLUB RC2 VALLES — HONDA CIVIC FL5 TCR

Lap	Time	Sector 1	Sector 2	Sector 3	Sector 4	T.Spd
1	2:45.308	57.994	38.830	25.167	43.317	170.6
2	2:13.594	34.592	34.341	23.033	41.628	235.8
3	2:06.308	33.029	32.966	21.889	38.424	239.5
4	2:22.407	33.230	35.898	23.748	49.531	159.3
5	2:28.179 **B**	33.109	42.498	24.066	48.506	213.9
6	3:56.353	2:21.244	33.774	22.288	39.047	237.4
7	2:05.500	32.579	32.759	21.695	38.467	238.9
8	2:16.300 **B**	33.893	34.457	22.875	45.075	239.5
9	4:23.580	2:36.688	38.634	24.272	43.986	200.0
10	2:05.355	32.696	32.754	21.522	38.383	238.4
11	2:36.629 **B**	36.843	40.289	25.235	54.262	169.3

20 Sebastien THOME
TEAM CLAIRET SPORT — AUDI RS3 LMS TCR

Lap	Time	Sector 1	Sector 2	Sector 3	Sector 4	T.Spd
1	2:51.722	1:03.655	38.541	26.383	43.143	233.3
2	2:22.993	38.204	37.135	26.679	40.975	238.4
3	2:12.727	35.406	35.259	22.947	39.115	241.1
4	2:11.432	34.848	35.078	22.548	38.958	242.2
5	2:08.067	33.796	33.798	22.037	38.436	241.6
6	2:07.582	33.638	33.443	22.195	38.306	242.7
7	2:21.705 **B**	36.434	35.270	23.686	46.315	242.2
8	4:02.252	2:03.367	37.953	28.715	52.217	157.0
9	2:07.444	33.570	33.390	22.285	38.199	242.7
10	2:26.301	33.610	33.850	25.895	52.946	160.0
11	2:07.347	33.121	33.541	22.354	38.331	242.2
12	2:06.740	33.268	33.297	22.025	38.150	243.2
13	2:20.224 **B**	33.188	33.316	22.223	51.497	242.7

27 Ruben VOLT(Jr)
ALM MOTORSPORT — HONDA CIVIC FL5 TCR

Lap	Time	Sector 1	Sector 2	Sector 3	Sector 4	T.Spd
1	2:35.203	50.893	37.272	23.769	43.269	231.8
2	2:08.746	33.625	33.577	22.700	38.844	240.0
3	2:06.637	32.632	33.296	22.011	38.698	240.0
4	2:16.552 **B**	33.118	33.285	22.031	48.118	229.3
5	3:58.176	2:21.931	34.190	22.497	39.558	236.3
6	2:05.390	32.419	32.997	21.885	38.089	241.6
7	2:05.255	32.240	32.932	21.916	38.167	241.1
8	2:09.794	32.275	34.098	22.591	40.830	241.1
9	2:13.569 **B**	32.363	33.204	21.924	46.078	242.2
10	4:03.383	2:28.557	33.277	22.089	39.460	238.9
11	2:15.593	32.361	33.266	28.687	41.279	235.8
12	2:13.217 **B**	32.466	33.087	21.908	45.756	239.5

28 Eric GENE(Jr)
MONLAU MOTORSPORT — CUPRA LEON VZ

Lap	Time	Sector 1	Sector 2	Sector 3	Sector 4	T.Spd
1	2:28.318	46.778	36.894	24.496	40.150	231.3
2	2:23.985 **B**	35.480	34.073	22.597	51.835	182.7
3	4:11.495	2:36.389	34.181	22.012	38.913	237.4
4	2:07.024	33.024	33.546	21.898	38.556	239.5
5	2:06.675	32.952	33.297	22.058	38.368	241.1

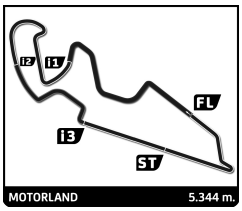

TCR SPAIN
ROUND 2 - MOTORLAND
FREE PRACTICE 2

Sector Analysis

__ Invalidated Lap Personal Best Session Best **B** Crossing the pit lane

33 Samuel CHALIGNE(M)
TEAM CLAIRET SPORT — CUPRA LEON VZ

Lap	Time	Sector 1	Sector 2	Sector 3	Sector 4	T.Spd
6	2:06.019	32.672	33.111	21.851	38.385	239.5
7	2:16.972 B	33.525	34.224	22.657	46.566	238.4
8	3:43.272	2:06.976	34.854	22.291	39.151	233.3
9	2:05.448	32.509	33.119	21.613	38.207	239.5
10	2:05.128	32.341	33.013	21.611	38.163	240.0
11	2:26.071 B	37.794	37.624	22.426	48.227	228.3

33 Samuel CHALIGNE(M)
TEAM CLAIRET SPORT — CUPRA LEON VZ

Lap	Time	Sector 1	Sector 2	Sector 3	Sector 4	T.Spd
1	3:21.068	1:11.935	46.402	31.007	51.724	153.4
2	2:28.771	42.664	38.932	25.556	41.619	230.3
3	2:21.051	36.956	37.354	24.817	41.924	226.4
4	2:15.342	36.128	35.568	23.418	40.228	237.4
5	2:21.285 B	35.299	35.325	23.380	47.281	238.4
6	4:49.358	2:56.057	42.472	25.851	44.978	210.9
7	2:25.933	39.758	36.754	23.916	45.505	215.6
8	2:13.267	35.790	35.229	23.039	39.209	237.9
9	2:11.839	34.922	34.914	22.943	39.060	237.9
10	2:10.125	34.313	34.333	22.618	38.861	237.9
11	2:10.354	34.045	34.553	22.617	39.139	235.8
12	2:10.239	33.959	34.343	22.731	39.206	236.8

41 Rene POVLSEN(M)
TPR MOTORSPORT — HONDA CIVIC FL5 TCR

Lap	Time	Sector 1	Sector 2	Sector 3	Sector 4	T.Spd
1	3:10.405	1:19.353	41.973	26.468	42.611	225.9
2	2:20.793 B	36.074	35.110	23.457	46.152	238.4
3	4:15.596	2:37.325	36.111	22.480	39.680	240.0
4	2:11.268	34.364	34.464	22.965	39.475	239.5
5	2:09.577	33.291	34.839	22.668	38.779	241.1
6	2:09.028	33.635	33.795	22.618	38.980	239.5
7	2:17.642 B	33.762	34.015	22.970	46.895	237.4
8	5:26.623	3:45.918	37.554	23.673	39.478	236.8
9	2:08.831	33.678	34.039	22.376	38.738	240.0
10	2:07.348	33.063	33.752	21.961	38.572	238.4
11	2:55.114 B	44.993	40.534	27.088	1:02.499	147.9

44 Veenesh SHUNKER(M)
TEAM CLAIRET SPORT — AUDI RS3 LMS TCR

Lap	Time	Sector 1	Sector 2	Sector 3	Sector 4	T.Spd
1	3:13.069	1:12.552	44.794	28.572	47.151	188.2
2	2:18.650	38.286	35.408	24.384	40.572	238.4
3	2:10.845	34.868	34.025	22.395	39.557	239.5
4	2:09.308	34.087	33.886	22.566	38.769	239.5

45 Victor FERNANDEZ(M)
AUTO CLUB RC2 VALLES — HONDA CIVIC FL5 TCR

Lap	Time	Sector 1	Sector 2	Sector 3	Sector 4	T.Spd
1	3:21.482	1:15.349	46.809	27.772	51.552	138.8
2	2:27.737 B	40.421	36.276	24.057	46.983	238.9
3	4:10.882	2:32.537	36.274	23.092	38.979	240.0
4	2:10.404	34.494	34.158	22.783	38.969	238.4
5	2:08.288	33.942	33.593	22.316	38.437	243.2
6	2:07.739	33.247	33.695	22.333	38.464	242.2
7	2:15.473 B	33.896	33.242	22.776	45.559	241.6
8	4:56.330	3:18.839	35.675	22.907	38.909	237.4
9	2:08.748	34.204	33.463	22.127	38.954	238.9
10	2:06.899	33.125	33.380	21.809	38.585	238.9
11	4:34.744 B	41.633	41.877	30.042	2:41.192	153.2

81 Erik ZABALA(Jr)
MONLAU MOTORSPORT — CUPRA LEON VZ

Lap	Time	Sector 1	Sector 2	Sector 3	Sector 4	T.Spd
1	2:31.182	47.684	37.201	24.590	41.707	214.3
2	2:27.344 B	34.892	34.013	23.271	55.168	168.0
3	4:25.824	2:46.688	34.044	26.063	39.029	238.4
4	2:06.190	32.597	33.133	21.798	38.662	239.5
5	2:07.331	32.464	33.036	23.232	38.599	238.4
6	2:14.090 B	32.515	33.038	22.128	46.409	240.0
7	3:37.144	1:54.272	41.223	22.483	39.166	233.3
8	2:07.096	32.389	33.428	22.383	38.896	240.5
9	2:05.434	32.450	33.122	21.739	38.123	239.5
10	2:24.257 B	32.724	34.807	22.937	53.789	239.5

117 Guillaume SAVOLDELLI(M)
TEAM CLAIRET SPORT — AUDI RS3 LMS TCR

Lap	Time	Sector 1	Sector 2	Sector 3	Sector 4	T.Spd
1	3:12.332	1:11.133	44.029	29.434	47.736	182.7
2	2:24.504 B	38.319	35.596	24.233	46.356	238.9
3	3:54.893	2:18.744	33.992	22.976	39.181	242.2
4	2:11.516	34.026	33.227	25.562	38.701	241.1
5	2:07.666	33.542	33.325	22.287	38.512	242.2
6	2:08.086	33.447	33.512	22.619	38.508	241.6
7	2:16.186 B	33.547	33.813	22.998	45.828	243.2
8	3:46.445	2:05.899	36.376	24.020	40.150	226.9
9	2:06.992	32.936	33.542	22.287	38.227	241.6
10	2:06.008	33.066	33.118	21.606	38.218	242.2
11	2:06.333	32.876	33.190	21.685	38.582	240.5
12	2:06.720	32.776	33.269	22.201	38.474	242.2

237 Sten-Dorian PIIRIMAGI
ALM MOTORSPORT — HONDA CIVIC FL5 TCR

Lap	Time	Sector 1	Sector 2	Sector 3	Sector 4	T.Spd
1	2:33.901	49.050	37.301	24.064	43.486	200.7
2	2:08.608	33.209	33.808	22.790	38.801	240.5
3	2:06.198	32.881	33.313	21.821	38.183	240.5
4	2:12.627 B	32.702	33.160	21.938	44.827	241.1
5	4:01.256	2:22.519	36.014	23.634	39.089	236.8
6	2:09.088	33.237	33.145	22.045	40.661	216.0
7	2:07.146	32.956	33.697	22.051	38.442	241.6
8	2:05.243	32.453	32.994	21.727	38.069	242.7
9	2:13.651 B	32.737	33.223	21.913	45.778	239.5
10	3:52.257	2:16.542	34.519	22.752	38.444	241.1
11	2:05.970	32.433	33.139	22.066	38.332	241.6
12	2:06.046	32.482	33.135	22.164	38.265	243.8
13	2:14.008 B	32.450	33.008	21.895	46.655	243.2

246 Jenson BRICKLEY(Jr)
MONLAU MOTORSPORT — CUPRA LEON VZ

Lap	Time	Sector 1	Sector 2	Sector 3	Sector 4	T.Spd
1	2:31.720	48.435	37.408	24.130	41.747	214.7
2	2:28.613 B	35.087	34.795	24.943	53.788	192.5
3	3:59.101 B	2:14.438	34.099	22.921	47.643	232.3
4	2:37.718	1:03.008	33.701	22.205	38.804	238.9
5	2:06.050	32.536	33.260	21.983	38.271	241.6
6	2:06.220	32.840	32.970	21.943	38.467	241.1
7	2:05.517	32.325	32.991	21.757	38.444	241.1
8	2:12.290 B	32.374	33.079	22.068	44.769	242.2
9	3:52.387	2:15.560	34.983	22.438	39.406	230.3
10	2:05.297	32.536	32.844	21.959	37.958	240.5

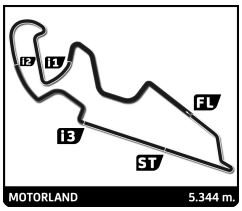

TCR SPAIN
ROUND 2 - MOTORLAND
FREE PRACTICE 2

Sector Analysis

__ Invalidated Lap Personal Best Session Best **B** Crossing the pit lane

Lap	Time	Sector 1	Sector 2	Sector 3	Sector 4	T.Spd	Lap	Time	Sector 1	Sector 2	Sector 3	Sector 4	T.Spd
11	2:04.906	32.297	32.927	21.615	38.067	238.9							
12	2:38.858 **B**	35.663	36.055	25.381	1:01.759	170.9							

777 **Mike HALDER**

TPR MOTORSPORT — HONDA CIVIC FL5 TCR

1	3:08.367	1:17.928	42.429	26.087	41.923	218.6
2	2:16.488 **B**	33.544	33.551	21.987	47.406	238.9
3	3:54.092	2:15.212	36.555	22.211	40.114	222.2
4	2:06.040	32.785	33.049	22.076	38.130	241.6
5	2:05.119	32.460	32.800	21.712	38.147	240.5
6	2:24.591 **B**	34.950	35.847	23.221	50.573	206.5
7	5:17.573	3:40.718	33.776	22.700	40.379	211.4
8	2:04.885	32.258	32.822	21.614	38.191	240.5
9	2:32.076 **B**	32.269	37.233	26.545	56.029	168.7

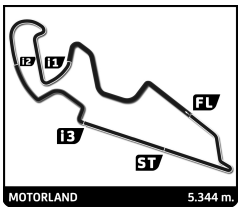

ROUND 2 - MOTORLAND

TCR SPAIN
FREE PRACTICE 2

Weather Report

Air Temperature

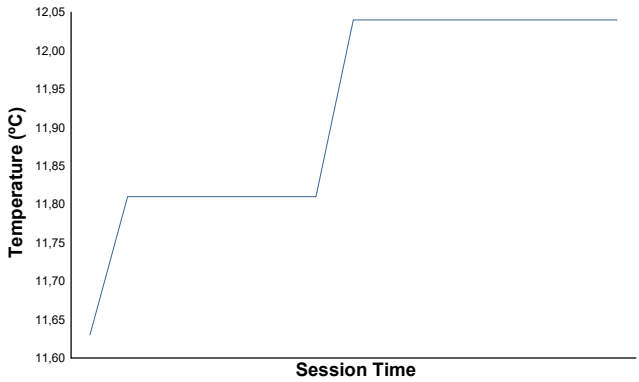

Track Temperature

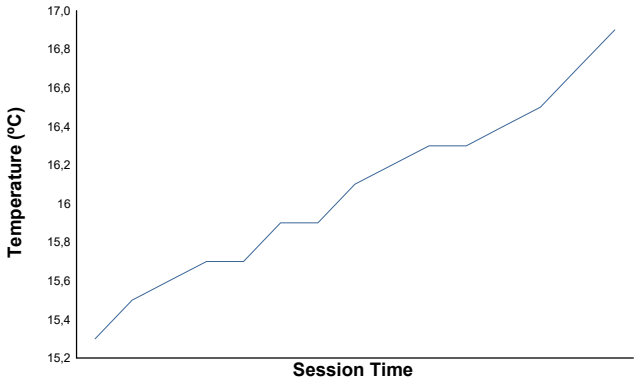

Humidity

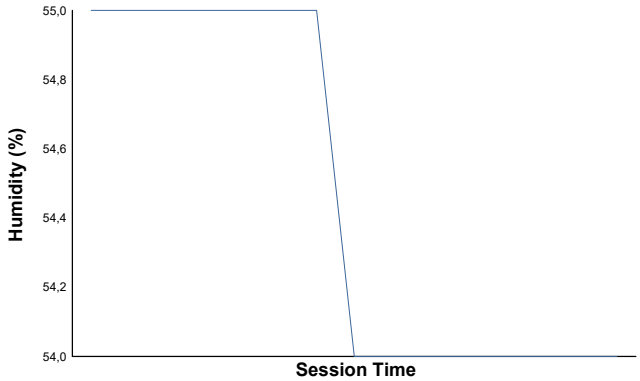

Pressure

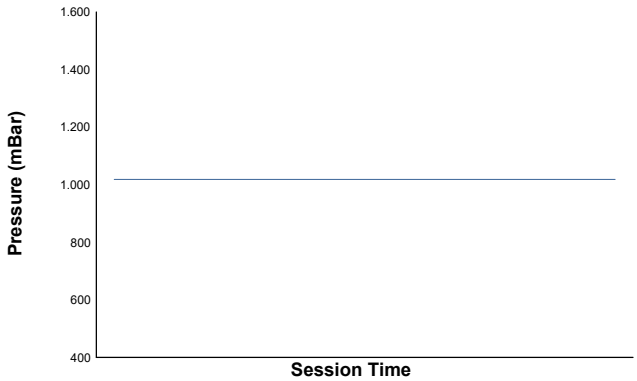

Wind Speed

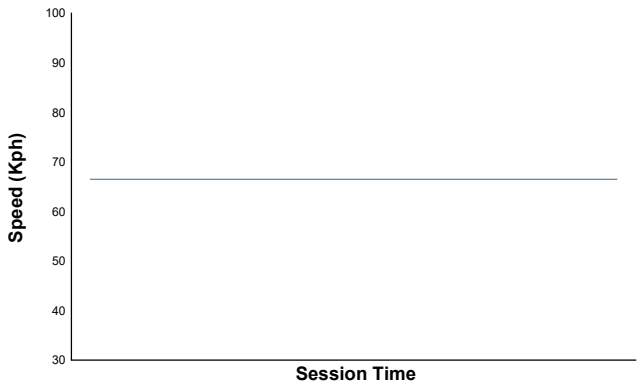

Wind Direction

North=0º/360º East=90º South=180º West=270º

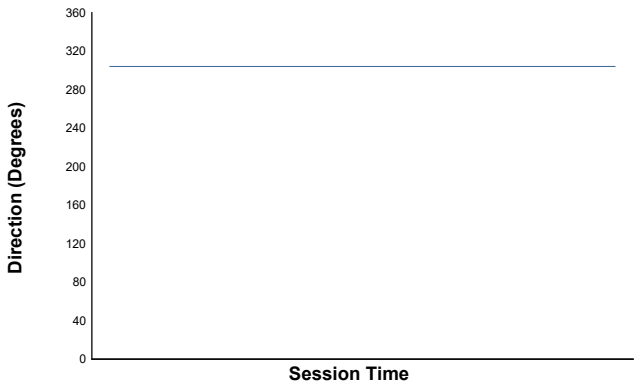

Track Status: **DRY**

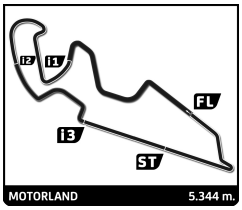

TCR SPAIN
ROUND 2 - MOTORLAND
FREE PRACTICE 2

Race Director Report

Hour	Flag	Message
09:50:00		PIT LANE ABIERTO
09:56:22		WARNING TRACK LIMITS #41 #28 #81 # 237 #27 AT TURN 9
09:57:18		WARNING TRACK LIMITS #5 #9 #44 AT TURN 9
09:58:22		WARNING TRACK LIMITS #81 AT TURN 9 AND TURN 5
09:58:51		WARNING TRACK LIMITS #31 AT TURN 9
09:59:12		WARNING TRACK LIMITS #81 AT TURN 12
09:59:49		WARNING TRACK LIMITS #5 #41 AT TURN 9
10:00:30		WARNING TRACK LIMITS #18 AT TURN 9
10:01:49		WARNING TRACK LIMITS #4 #45 AT TURN 9
10:01:57		WARNING TRACK LIMITS #44 #45 AT TURN 9
10:03:56		WARNING TRACK LIMITS #9 AT TURN 9
10:04:31		WARNING TRACK LIMITS #9 #237 AT TURN 9
10:04:42		WARNING TRACK LIMITS #28 AT TURN 5
10:05:45		WARNING TRACK LIMITS #27 #117 # 81 AT TURN 9
10:06:59		WARNING TRACK LIMITS #246 AT TURN 5
10:08:04		WARNING TRACK LIMITS #19 #117 #45 AT TURN 9
10:10:04		WARNING TRACK LIMITS #127 #45 AT TURN 5
10:10:42		WARNING TRACK LIMITS #81 AT TURN 5
10:12:18		WARNING TRACK LIMITS #9 AT TURN 10
10:13:02		WARNING TRACK LIMITS #5 #33 AT TURN 9
10:13:43		WARNING TRACK LIMITS #18AT TURN 9
10:13:49		WARNING TRACK LIMITS #18 AT TURN 9
10:14:29		WARNING TRACK LIMITS #5 AT TURN 9
10:15:41		WARNING TRACK LIMITS #117 #18 AT TURN 9
10:15:59		WARNING TRACK LIMITS #33 #19 AT TURN 9
10:16:41		WARNING TRACK LIMITS #27 AT TURN 5
10:17:33		WARNING TRACK LIMITS #5 AT TURN 9
10:18:12		WARNING TRACK LIMITS #18 #117 AT TURN 10
10:19:50		WARNING TRACK LIMITS #237 AT TURN 9
10:19:58		WARNING TRACK LIMITS #18 AT TURN 5
10:20:22		BANDERA A CUADROS

Published at: ..**9:50**.....

Race Director:	**Timekeeper:**
Maxi GUERRERO	Alberto ESTÉBANEZ

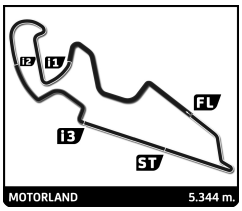

TCR SPAIN
ROUND 2 - MOTORLAND
QUALIFYING 1

Final Classification

	No	Driver	Nat	Team	Car	Cl.	Time	Lap	Total	Gap		Kph
1	777	Mike HALDER		TPR MOTORSPORT	HONDA CIVIC FL5 TCR	TCR	**2:05.089**	7	8	-	-	**153.8**
2	81	Erik ZABALA(Jr)		MONLAU MOTORSPORT	CUPRA LEON VZ	TCR	**2:05.274**	3	7	+0.185	+0.185	**153.6**
3	27	Ruben VOLT(Jr)		ALM MOTORSPORT	HONDA CIVIC FL5 TCR	TCR	**2:05.303**	7	9	+0.214	+0.029	**153.5**
4	237	Sten-Dorian PIIRIMAGI		ALM MOTORSPORT	HONDA CIVIC FL5 TCR	TCR	**2:05.430**	9	10	+0.341	+0.127	**153.4**
5	246	Jenson BRICKLEY(Jr)		MONLAU MOTORSPORT	CUPRA LEON VZ	TCR	**2:05.656**	3	9	+0.567	+0.226	**153.1**
6	28	Eric GENE(Jr)		MONLAU MOTORSPORT	CUPRA LEON VZ	TCR	**2:05.659**	6	8	+0.570	+0.003	**153.1**
7	19	Felipe FERNANDEZ		AUTO CLUB RC2 VALLES	HONDA CIVIC FL5 TCR	TCR	**2:05.911**	5	6	+0.822	+0.252	**152.8**
8	18	Michael MARKUSSEN		MARKUSSEN RACING	HONDA CIVIC FL5 TCR	TCR	**2:06.326**	8	9	+1.237	+0.415	**152.3**
9	45	Victor FERNANDEZ(M)		AUTO CLUB RC2 VALLES	HONDA CIVIC FL5 TCR	TCR	**2:06.450**	7	9	+1.361	+0.124	**152.1**
10	12	Ruben FERNANDEZ(M)		AUTO CLUB RC2 VALLES	HONDA CIVIC FL5 TCR	TCR	**2:06.609**	6	8	+1.520	+0.159	**152.0**
11	20	Sebastien THOME		TEAM CLAIRET SPORT	AUDI RS3 LMS TCR	TCR	**2:06.942**	6	9	+1.853	+0.333	**151.6**
12	117	Guillaume SAVOLDELLI(M)		TEAM CLAIRET SPORT	AUDI RS3 LMS TCR	TCR	**2:06.957**	7	8	+1.868	+0.015	**151.5**
13	9	Igor URIEN		TEAM VRT	AUDI RS3 LMS TCR	TCR	**2:08.466**	6	8	+3.377	+1.509	**149.8**
14	41	Rene POVLSEN(M)		TPR MOTORSPORT	HONDA CIVIC FL5 TCR	TCR	**2:08.550**	3	3	+3.461	+0.084	**149.7**
15	33	Samuel CHALIGNE(M)		TEAM CLAIRET SPORT	CUPRA LEON VZ	TCR	**2:10.439**	7	8	+5.350	+1.889	**147.5**
16	5	Demir EROGE(M)		ALM MOTORSPORT	HONDA CIVIC FL5 TCR	TCR	**2:13.215**	3	9	+8.126	+2.776	**144.4**
17	44	Veenesh SHUNKER(M)		TEAM CLAIRET SPORT	AUDI RS3 LMS TCR	TCR						

Fastest Lap:	Lap 7	Mike HALDER	**2:05.089**	153.8 Kph

COCHE #5, #20, #27, #45, #81, #237 & #246 - ALGUNAS VUELTAS ELIMINADAS POR LÍMITES DE PISTA

Track Status: **DRY**

Published at: XX:XX

Stewards:
Fidel GARCÍA Adrián MAUREL Victor LASMARIAS

Timekeeper:
Alberto ESTÉBANEZ

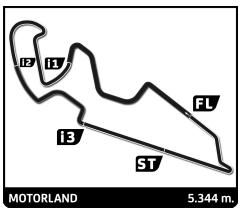

TCR SPAIN
ROUND 2 - MOTORLAND
QUALIFYING 1

Best Top Speed

				Top 1		Top 2		Top 3		Top 4		Top 5		
No	**Driver**	**Team**	**Class**	**Kph**	**Lap**	**Kph**	**Lap**	**Kph**	**Lap**	**Kph**	**Lap**	**Kph**	**Lap**	**Avg**
12	Ruben FERNANDEZ(M)	AUTO CLUB RC2 VALLES	TCR	**242.2**	6	241.1	5	240.5	7	238.4	8	236.8	2	239,8
20	Sebastien THOME	TEAM CLAIRET SPORT	TCR	**242.2**	7	242.2	8	241.6	6	241.1	5	238.4	2	241,1
117	Guillaume SAVOLDELLI(M)	TEAM CLAIRET SPORT	TCR	**242.2**	6	242.2	7	242.2	8	241.6	5	237.4	2	241,1
237	Sten-Dorian PIIRIMAGI	ALM MOTORSPORT	TCR	**241.6**	10	241.6	9	240.5	8	240.5	3	240.0	7	240,8
246	Jenson BRICKLEY(Jr)	MONLAU MOTORSPORT	TCR	**241.6**	8	241.1	7	239.5	3	234.3	9	233.8	2	238,1
18	Michael MARKUSSEN	MARKUSSEN RACING	TCR	**241.1**	8	240.5	5	239.5	7	238.4	6	237.4	2	239,4
27	Ruben VOLT(Jr)	ALM MOTORSPORT	TCR	**241.1**	3	240.5	7	240.5	9	240.0	6	239.5	4	240,3
45	Victor FERNANDEZ(M)	AUTO CLUB RC2 VALLES	TCR	**241.1**	8	240.5	7	240.5	9	239.5	2	239.5	6	240,2
777	Mike HALDER	TPR MOTORSPORT	TCR	**240.5**	7	240.0	6	237.9	3	231.3	2	225.5	1	235,0
5	Demir EROGE(M)	ALM MOTORSPORT	TCR	**240.0**	8	239.5	7	238.9	6	237.4	3	236.8	2	238,5
9	Igor URIEN	TEAM VRT	TCR	**240.0**	7	238.4	6	238.4	8	237.9	5	235.3	4	238,0
28	Eric GENE(Jr)	MONLAU MOTORSPORT	TCR	**240.0**	3	239.5	8	238.9	7	238.4	6	237.9	5	238,9
41	Rene POVLSEN(M)	TPR MOTORSPORT	TCR	**240.0**	3	237.4	2	230.8	1					236,1
33	Samuel CHALIGNE(M)	TEAM CLAIRET SPORT	TCR	**239.5**	7	238.4	6	238.4	8	235.8	5	231.3	2	236,7
81	Erik ZABALA(Jr)	MONLAU MOTORSPORT	TCR	**239.5**	3	239.5	6	237.9	5	237.4	2	234.8	7	237,8
19	Felipe FERNANDEZ	AUTO CLUB RC2 VALLES	TCR	**238.9**	5	235.8	6	233.8	2	222.2	1	216.4	4	229,4
44	Veenesh SHUNKER(M)	TEAM CLAIRET SPORT	TCR											

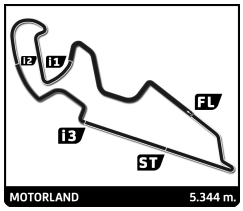

TCR SPAIN
ROUND 2 - MOTORLAND
QUALIFYING 1

Best Sector Times

	Sector 1			Sector 2			Sector 3			Sector 4							
Pos	No	Driver	Time	No	Driver	Time	No	Driver	Time	No	Driver	Time	Pos	No	Ideal Lap	Best Lap	
1	27	R.VOLT(Jr)	32.216	777	M.HALDER	32.822	777	M.HALDER	21.504	117	G.SAVOLDELLI(M)	38.124	1	777	2:04.872	2:05.089	(1)
2	237	S.PIIRIMAGI	32.264	81	E.ZABALA(Jr)	32.852	27	R.VOLT(Jr)	21.588	777	M.HALDER	38.126	2	237	2:05.127	2:05.430	(4)
3	81	E.ZABALA(Jr)	32.417	237	S.PIIRIMAGI	32.868	28	E.GENE(Jr)	21.613	20	S.THOME	38.131	3	27	2:05.130	2:05.303	(3)
4	777	M.HALDER	32.420	27	R.VOLT(Jr)	32.914	81	E.ZABALA(Jr)	21.682	19	F.FERNANDEZ	38.289	4	81	2:05.274	2:05.274	(2)
5	28	E.GENE(Jr)	32.480	28	E.GENE(Jr)	32.936	237	S.PIIRIMAGI	21.697	237	S.PIIRIMAGI	38.298	5	28	2:05.454	2:05.659	(6)
6	246	J.BRICKLEY(Jr)	32.567	246	J.BRICKLEY(Jr)	32.964	246	J.BRICKLEY(Jr)	21.786	81	E.ZABALA(Jr)	38.323	6	246	2:05.656	2:05.656	(5)
7	18	M.MARKUSSEN	32.641	45	V.FERNANDEZ(M)	32.999	12	R.FERNANDEZ(M)	21.801	246	J.BRICKLEY(Jr)	38.339	7	19	2:05.911	2:05.911	(7)
8	19	F.FERNANDEZ	32.720	19	F.FERNANDEZ	33.048	45	V.FERNANDEZ(M)	21.822	18	M.MARKUSSEN	38.343	8	18	2:06.057	2:06.326	(8)
9	20	S.THOME	32.903	12	R.FERNANDEZ(M)	33.051	19	F.FERNANDEZ	21.854	12	R.FERNANDEZ(M)	38.393	9	45	2:06.161	2:06.450	(9)
10	45	V.FERNANDEZ(M)	32.945	18	M.MARKUSSEN	33.187	18	M.MARKUSSEN	21.886	45	V.FERNANDEZ(M)	38.395	10	20	2:06.268	2:06.942	(11)
11	41	R.POVLSEN(M)	33.114	20	S.THOME	33.275	20	S.THOME	21.959	27	R.VOLT(Jr)	38.412	11	12	2:06.372	2:06.609	(10)
12	12	R.FERNANDEZ(M)	33.127	117	G.SAVOLDELLI(M)	33.315	117	G.SAVOLDELLI(M)	21.971	28	E.GENE(Jr)	38.425	12	117	2:06.581	2:06.957	(12)
13	117	G.SAVOLDELLI(M)	33.171	9	I.URIEN	33.604	41	R.POVLSEN(M)	22.034	41	R.POVLSEN(M)	38.498	13	41	2:07.830	2:08.550	(14)
14	9	I.URIEN	33.196	41	R.POVLSEN(M)	34.184	9	I.URIEN	22.228	33	S.CHALIGNE(M)	38.890	14	9	2:08.004	2:08.466	(13)
15	33	S.CHALIGNE(M)	34.426	5	D.EROGE(M)	34.395	33	S.CHALIGNE(M)	22.500	9	I.URIEN	38.976	15	33	2:10.439	2:10.439	(15)
16	5	D.EROGE(M)	34.749	33	S.CHALIGNE(M)	34.623	5	D.EROGE(M)	23.161	5	D.EROGE(M)	39.288	16	5	2:11.593	2:13.215	(16)

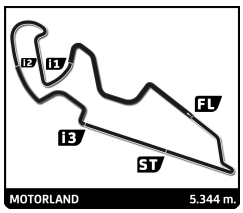

TCR SPAIN
ROUND 2 - MOTORLAND
QUALIFYING 1

Fastest Lap Sequence

Elapsed	No	Driver	Team	Car	Class	Time	Kph	Lap
4:35.246	**237**	**Sten-Dorian PIIRIMAGI**	ALM MOTORSPORT	HONDA CIVIC FL5 TCR	TCR	**2:05.938**	152.8	2
6:40.978	**237**	**Sten-Dorian PIIRIMAGI**	ALM MOTORSPORT	HONDA CIVIC FL5 TCR	TCR	**2:05.732**	153.0	3
8:10.709	**246**	**Jenson BRICKLEY(Jr)**	MONLAU MOTORSPORT	CUPRA LEON VZ	TCR	**2:05.656**	153.1	3
8:20.730	**81**	**Erik ZABALA(Jr)**	MONLAU MOTORSPORT	CUPRA LEON VZ	TCR	**2:05.274**	153.6	3
18:34.861	**777**	**Mike HALDER**	TPR MOTORSPORT	HONDA CIVIC FL5 TCR	TCR	**2:05.089**	153.8	7

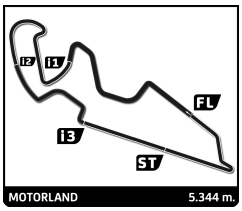

TCR SPAIN
ROUND 2 - MOTORLAND
QUALIFYING 1

Sector Analysis

__ Invalidated Lap Personal Best Session Best **B** Crossing the pit lane

5 Demir EROGE(M)
ALM MOTORSPORT — HONDA CIVIC FL5 TCR

Lap	Time	Sector 1	Sector 2	Sector 3	Sector 4	T.Spd
1	2:44.751	56.241	40.966	25.520	42.024	234.3
2	2:16.798	37.889	35.743	23.675	39.491	236.8
3	2:13.215	36.139	34.627	23.161	39.288	237.4
4	2:35.118 B	34.749	34.395	23.160	1:02.814	139.0
5	5:28.818	3:44.560	38.669	24.602	40.987	233.8
6	2:12.373	35.841	34.708	22.836	38.988	238.9
7	2:09.997	34.245	33.962	22.689	39.101	239.5
8	2:11.415	34.612	34.941	23.072	38.790	240.0
9	2:42.660 B	39.383	38.775	27.949	56.553	200.4

9 Igor URIEN
TEAM VRT — AUDI RS3 LMS TCR

Lap	Time	Sector 1	Sector 2	Sector 3	Sector 4	T.Spd
1	3:01.641 B	1:07.478	39.829	25.216	49.118	184.6
2	3:55.753	2:10.223	40.733	24.396	40.401	232.3
3	2:28.837 B	34.734	34.115	23.244	56.744	170.3
4	5:31.684	3:52.678	35.458	22.951	40.597	235.3
5	2:08.644	33.338	34.023	22.307	38.976	237.9
6	2:08.466	33.196	33.647	22.228	39.395	238.4
7	2:08.651	33.305	33.604	22.263	39.479	240.0
8	2:14.544	36.060	36.044	22.628	39.812	238.4

12 Ruben FERNANDEZ(M)
AUTO CLUB RC2 VALLES — HONDA CIVIC FL5 TCR

Lap	Time	Sector 1	Sector 2	Sector 3	Sector 4	T.Spd
1	2:48.698 B	56.901	37.938	24.632	49.227	216.9
2	4:07.174	2:26.062	37.292	23.284	40.536	236.8
3	2:28.218 B	33.447	33.368	23.227	58.176	153.6
4	5:30.362	3:46.390	35.705	26.406	41.861	233.8
5	2:07.175	33.272	33.328	22.182	38.393	241.1
6	2:06.609	33.127	33.051	22.007	38.424	242.2
7	2:06.983	33.147	33.318	21.801	38.717	240.5
8	2:18.701	38.787	35.236	24.641	40.037	238.4

18 Michael MARKUSSEN
MARKUSSEN RACING — HONDA CIVIC FL5 TCR

Lap	Time	Sector 1	Sector 2	Sector 3	Sector 4	T.Spd
1	2:47.294 B	57.596	38.279	24.026	47.393	212.6
2	3:50.918	2:12.002	36.976	22.689	39.251	237.4
3	2:22.231 B	32.960	33.187	22.899	53.185	213.9
4	5:45.191	4:07.422	35.663	22.619	39.487	231.3
5	2:06.499	32.904	33.208	22.044	38.343	240.5
6	2:06.998	32.689	33.362	21.958	38.989	238.4
7	2:06.881	32.898	33.199	22.093	38.691	239.5
8	2:06.326	32.641	33.211	21.886	38.588	241.1
9	2:23.325 B	34.466	35.499	27.384	45.976	236.8

19 Felipe FERNANDEZ
AUTO CLUB RC2 VALLES — HONDA CIVIC FL5 TCR

Lap	Time	Sector 1	Sector 2	Sector 3	Sector 4	T.Spd
1	2:46.419 B	56.245	37.907	24.830	47.437	222.2
2	4:08.582	2:20.999	39.839	26.833	40.911	233.8
3	2:26.680 B	33.392	33.553	23.232	56.503	159.5
4	5:30.783	3:43.122	38.650	26.871	42.140	216.4
5	2:05.911	32.720	33.048	21.854	38.289	238.9
6	2:19.746 B	34.952	33.613	22.160	49.021	235.8

20 Sebastien THOME
TEAM CLAIRET SPORT — AUDI RS3 LMS TCR

Lap	Time	Sector 1	Sector 2	Sector 3	Sector 4	T.Spd
1	3:04.625 B	59.988	48.707	26.509	49.421	226.4
2	4:16.580	2:38.922	35.631	22.859	39.168	238.4
3	2:33.991 B	34.145	34.043	23.916	1:01.887	143.0
4	4:52.999	3:13.881	35.795	23.411	39.912	234.3
5	2:08.454	33.814	33.944	22.151	38.545	241.1
6	2:06.942	33.538	33.314	21.959	38.131	241.6
7	2:07.135	33.231	33.476	21.792	38.636	242.2
8	2:07.527	33.287	33.416	22.145	38.679	242.2
9	2:28.160 B	32.903	33.275	24.524	57.458	163.4

27 Ruben VOLT(Jr)
ALM MOTORSPORT — HONDA CIVIC FL5 TCR

Lap	Time	Sector 1	Sector 2	Sector 3	Sector 4	T.Spd
1	2:34.191	48.470	36.669	24.904	44.148	234.8
2	2:06.676	32.905	33.270	21.853	38.648	237.9
3	2:10.501	32.993	34.462	22.128	40.918	241.1
4	2:23.347 B	32.494	35.404	23.802	51.647	239.5
5	5:50.752	4:11.086	34.764	22.122	42.780	221.3
6	2:05.371	32.450	32.921	21.588	38.412	240.0
7	2:05.303	32.216	32.914	21.673	38.500	240.5
8	2:18.665	32.660	33.368	22.690	49.947	122.0
9	2:14.127 B	32.433	32.942	21.677	47.075	240.5

28 Eric GENE(Jr)
MONLAU MOTORSPORT — CUPRA LEON VZ

Lap	Time	Sector 1	Sector 2	Sector 3	Sector 4	T.Spd
1	2:29.286 B	44.924	35.140	23.456	45.766	225.0
2	3:39.999	2:05.153	33.753	22.166	38.927	237.4
3	2:05.840	32.763	33.023	21.629	38.425	240.0
4	3:27.776 B	33.788	52.367	38.146	1:23.475	82.4
5	2:55.590	1:20.170	34.671	22.002	38.747	237.9
6	2:05.659	32.480	32.936	21.613	38.630	238.4
7	2:17.199 B	32.949	35.238	22.907	46.105	238.9
8	4:47.295	3:09.326	35.513	23.078	39.378	239.5

33 Samuel CHALIGNE(M)
TEAM CLAIRET SPORT — CUPRA LEON VZ

Lap	Time	Sector 1	Sector 2	Sector 3	Sector 4	T.Spd
1	3:08.397	1:09.286	43.456	27.319	48.336	172.0
2	2:35.705 B	39.816	39.065	26.426	50.398	231.3
3	4:03.516 B	1:58.227	38.297	25.469	1:01.523	136.9
4	5:20.899	3:31.333	38.057	24.403	47.106	186.5
5	2:14.069	35.926	35.517	23.283	39.343	235.8
6	2:12.214	34.997	35.071	22.776	39.370	238.4
7	2:10.439	34.426	34.623	22.500	38.890	239.5
8	2:11.370	34.591	34.756	22.563	39.460	238.4

41 Rene POVLSEN(M)
TPR MOTORSPORT — HONDA CIVIC FL5 TCR

Lap	Time	Sector 1	Sector 2	Sector 3	Sector 4	T.Spd
1	2:30.518	46.782	38.009	24.878	40.849	230.8
2	2:09.566	34.136	34.184	22.481	38.765	237.4
3	2:08.550	33.114	34.904	22.034	38.498	240.0

45 Victor FERNANDEZ(M)
AUTO CLUB RC2 VALLES — HONDA CIVIC FL5 TCR

Lap	Time	Sector 1	Sector 2	Sector 3	Sector 4	T.Spd
1	2:47.124	59.429	40.587	25.352	41.756	236.3
2	2:22.802 B	37.096	35.939	23.713	46.054	239.5

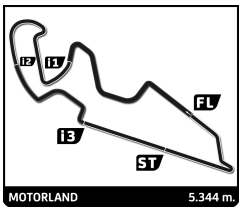

TCR SPAIN
ROUND 2 - MOTORLAND
QUALIFYING 1

Sector Analysis

__ Invalidated Lap Personal Best Session Best **B** Crossing the pit lane

Lap	Time	Sector 1	Sector 2	Sector 3	Sector 4	T.Spd
3	3:25.698	1:48.376	35.252	22.902	39.168	237.9
4	3:17.044 B	47.551	43.584	30.874	1:15.035	108.2
5	3:13.941	1:29.522	38.023	24.555	41.841	213.0
6	2:07.488	33.689	33.265	22.141	38.393	239.5
7	2:06.450	33.234	32.999	21.822	38.395	240.5
8	2:06.989	33.426	33.280	21.871	38.412	241.1
9	2:18.238 B	32.945	33.247	22.221	49.825	240.5

81 Erik ZABALA(Jr)
MONLAU MOTORSPORT — CUPRA LEON VZ

Lap	Time	Sector 1	Sector 2	Sector 3	Sector 4	T.Spd
1	2:30.618 B	45.402	35.675	23.484	46.057	228.8
2	3:44.838	2:09.495	33.533	22.773	39.037	237.4
3	2:05.274	32.417	32.852	21.682	38.323	239.5
4	3:23.843 B	33.727	48.298	37.686	1:24.132	83.2
5	5:28.584	3:49.684	36.187	24.296	38.417	237.9
6	2:18.339 B	34.348	34.842	21.963	47.186	239.5
7	4:27.210	2:49.730	33.812	22.961	40.707	234.8

117 Guillaume SAVOLDELLI(M)
TEAM CLAIRET SPORT — AUDI RS3 LMS TCR

Lap	Time	Sector 1	Sector 2	Sector 3	Sector 4	T.Spd
1	3:03.505 B	1:05.431	42.575	26.173	49.326	229.3
2	4:13.745	2:38.096	34.545	22.362	38.742	237.4
3	2:35.633 B	34.035	34.095	23.505	1:03.998	134.2
4	5:03.392	3:22.991	36.823	23.442	40.136	233.8
5	2:07.157	33.396	33.319	22.318	38.124	241.6
6	2:07.120	33.220	33.423	22.156	38.321	242.2
7	2:06.957	33.432	33.329	21.971	38.225	242.2
8	2:25.241 B	33.171	33.315	30.668	48.087	242.2

237 Sten-Dorian PIIRIMAGI
ALM MOTORSPORT — HONDA CIVIC FL5 TCR

Lap	Time	Sector 1	Sector 2	Sector 3	Sector 4	T.Spd
1	2:29.308	47.180	35.941	24.186	42.001	220.9
2	2:05.938	32.538	33.038	21.697	38.665	238.4
3	2:05.732	32.656	33.056	21.722	38.298	240.5
4	2:05.535	32.452	32.855	21.638	38.590	240.0
5	3:20.233 B	53.767	52.295	32.251	1:01.920	135.2
6	3:53.752	2:17.476	34.386	22.431	39.459	230.3
7	2:05.748	32.525	32.944	21.913	38.366	240.0
8	2:05.453	32.408	32.959	21.745	38.341	240.5
9	2:05.430	32.473	32.868	21.758	38.331	241.6
10	2:14.799 B	32.264	33.115	21.916	47.504	241.6

246 Jenson BRICKLEY(Jr)
MONLAU MOTORSPORT — CUPRA LEON VZ

Lap	Time	Sector 1	Sector 2	Sector 3	Sector 4	T.Spd
1	2:32.133 B	46.007	35.867	24.180	46.079	229.8
2	3:32.920	1:58.166	33.682	22.141	38.931	233.8
3	2:05.656	32.567	32.964	21.786	38.339	239.5
4	3:29.178 B	32.679	57.121	37.938	1:21.440	83.5
5	3:15.580	1:38.675	34.244	22.741	39.920	228.3
6	2:23.241	32.677	33.448	22.832	54.284	104.1
7	2:05.473	32.178	33.093	21.790	38.412	241.1
8	2:13.540 B	32.453	33.148	22.485	45.454	241.6
9	3:10.998 B	1:25.655	36.296	23.339	45.708	234.3

777 Mike HALDER
TPR MOTORSPORT — HONDA CIVIC FL5 TCR

Lap	Time	Sector 1	Sector 2	Sector 3	Sector 4	T.Spd
1	2:22.730	43.159	36.258	23.475	39.838	225.5
2	2:13.176 B	33.550	33.228	21.772	44.626	231.3
3	3:32.450	1:56.891	34.780	21.936	38.843	237.9
4	3:29.822 B	32.406	58.506	37.494	1:21.416	83.1
5	2:46.095	1:11.242	33.741	21.826	39.286	220.4
6	2:05.499	32.420	32.823	21.843	38.413	240.0
7	2:05.089	32.637	32.822	21.504	38.126	240.5
8	2:23.571 B	37.654	35.907	23.344	46.666	223.6

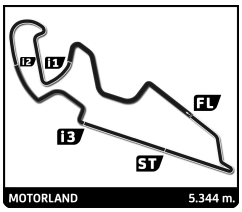

TCR SPAIN
ROUND 2 - MOTORLAND
QUALIFYING 1

Flag Analysis

	Flag	Time
	GREEN FLAG	14:00:00.000
	RED FLAG	14:08:38.587
	RED FLAG	14:09:45.574
	RED FLAG	14:10:08.687
	GREEN FLAG	14:12:09.913
	CHEQUERED FLAG	14:23:31.326

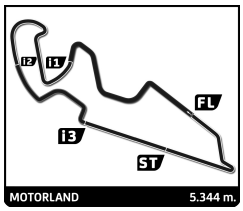

Track Limits Analysis

No	Driver	Team	T.L. Nr	Camera	Lap	Time

Total Infractions:

TOTAL TRACK LIMITS:

Published at: XX:XX 12:52

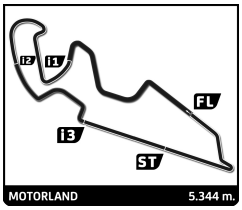

TCR SPAIN
ROUND 2 - MOTORLAND
QUALIFYING 1

Provisional Race Director Report

Hour	Flag	Message
14:00:00		PIT LANE ABIERTO
14:07:28		LOS TRACK LIMITS MOSTRADOS EN PANTALLA IMPLICA CANCELACIÓN DE LA VUELTA
14:07:46		TRACK LIMITS #237 AT TURN 5
14:07:59		TRACK LIMITS #41AT TURN 5
14:08:06		TRACK LIMITS #41 AT TURN 5
14:08:38	RF	RED FLAG
14:09:45	RF	#41 CRASH AT TURN 11
14:10:08	RF	#41 CRASH AT TURN 11
14:12:09		PIT LANE ABIERTO
14:17:22		#237 UNDER INVESTIGATION NOT REPECT RED FLAG
14:19:02		TRACK LIMITS # 45 #81 # 5 #246 AT TURN 9
14:19:18		TRACK LIMITS #237 AT TURN 5
14:19:59		TRACK LIMITS #20 AT TURN 5
14:20:21		TRACK LIMITS #246 AT TURN 5
14:20:44		TRACK LIMITS #5 AT TURN 5 WARNING FLAG
14:22:50		TRACK LIMITS #27 AT TURN 5
14:23:31		BANDERA A CUADROS

Published at: ..**12:52**.....

Race Director:	**Timekeeper:**
Maxi GUERRERO	Alberto ESTÉBANEZ

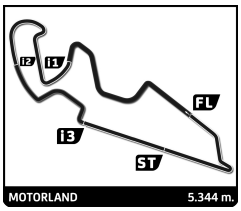

ROUND 2 - MOTORLAND

TCR SPAIN
QUALIFYING 1

Weather Report

Air Temperature

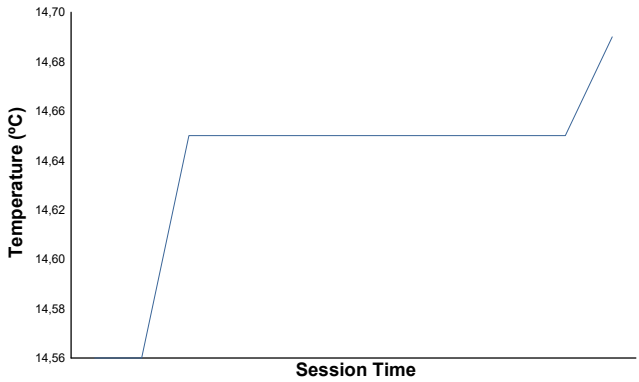

Track Temperature

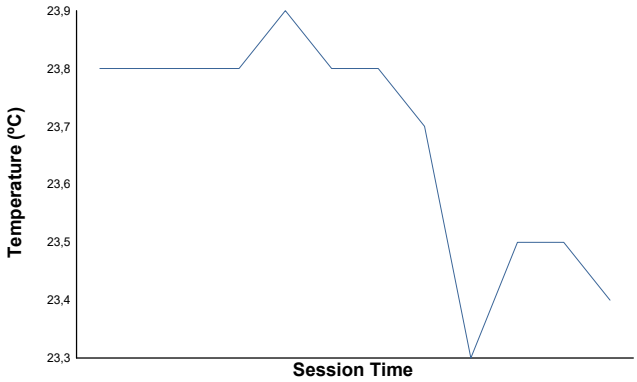

Humidity

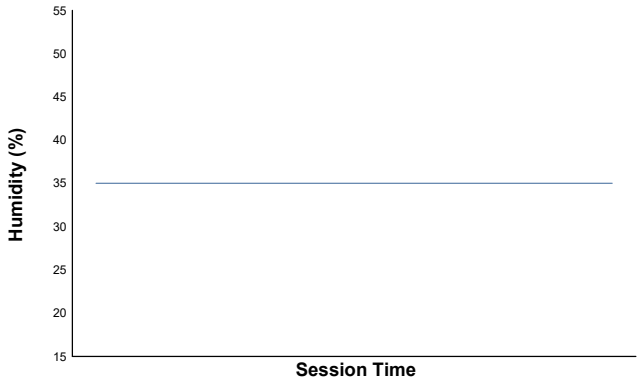

Pressure

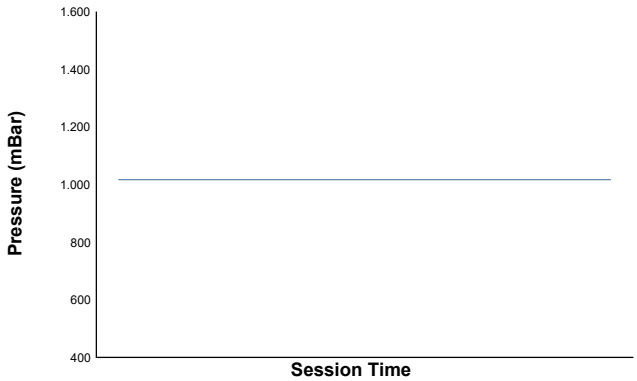

Wind Speed

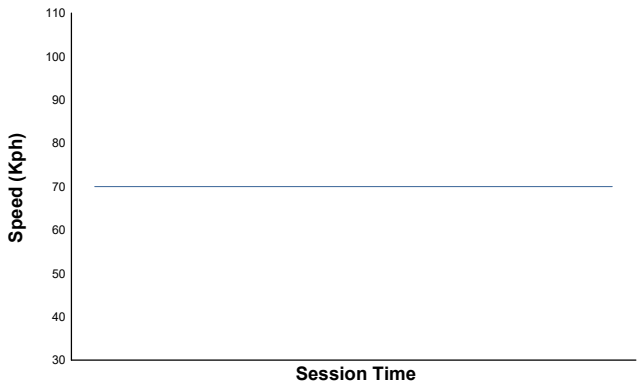

Wind Direction

North=0º/360º East=90º South=180º West=270º

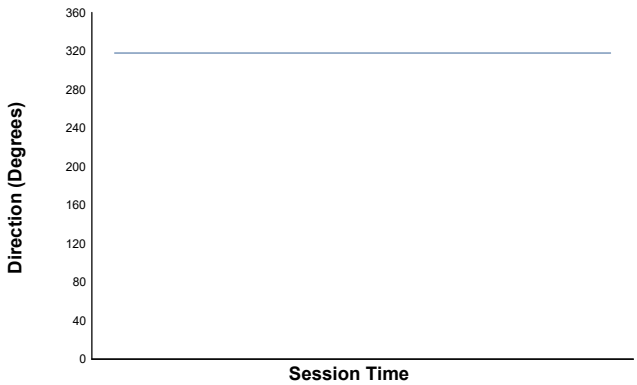

Track Status: **DRY**

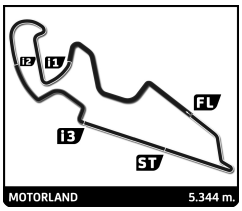

TCR SPAIN
ROUND 2 - MOTORLAND
QUALIFYING 2

Final Classification

	No	Driver	Nat	Team	Car	Cl.	Time	Lap	Total	Gap		Kph
1	777	**Mike HALDER**		TPR MOTORSPORT	HONDA CIVIC FL5 TCR	TCR	**2:04.902**	3	4	-	-	**154.0**
2	246	**Jenson BRICKLEY(Jr)**		MONLAU MOTORSPORT	CUPRA LEON VZ	TCR	**2:04.907**	3	4	+0.005	+0.005	**154.0**
3	27	**Ruben VOLT(Jr)**		ALM MOTORSPORT	HONDA CIVIC FL5 TCR	TCR	**2:05.376**	5	5	+0.474	+0.469	**153.4**
4	81	**Erik ZABALA(Jr)**		MONLAU MOTORSPORT	CUPRA LEON VZ	TCR	**2:05.445**	4	4	+0.543	+0.069	**153.4**
5	19	**Felipe FERNANDEZ**		AUTO CLUB RC2 VALLES	HONDA CIVIC FL5 TCR	TCR	**2:05.569**	3	5	+0.667	+0.124	**153.2**
6	18	**Michael MARKUSSEN**		MARKUSSEN RACING	HONDA CIVIC FL5 TCR	TCR	**2:05.781**	4	4	+0.879	+0.212	**153.0**
7	12	**Ruben FERNANDEZ(M)**		AUTO CLUB RC2 VALLES	HONDA CIVIC FL5 TCR	TCR	**2:06.047**	3	4	+1.145	+0.266	**152.6**
8	237	**Sten-Dorian PIIRIMAGI**		ALM MOTORSPORT	HONDA CIVIC FL5 TCR	TCR	**2:06.054**	5	5	+1.152	+0.007	**152.6**
9	45	**Victor FERNANDEZ(M)**		AUTO CLUB RC2 VALLES	HONDA CIVIC FL5 TCR	TCR	**2:06.161**	3	5	+1.259	+0.107	**152.5**
10	117	**Guillaume SAVOLDELLI(M)**		TEAM CLAIRET SPORT	AUDI RS3 LMS TCR	TCR	**2:06.555**	3	5	+1.653	+0.394	**152.0**
11	28	**Eric GENE(Jr)**		MONLAU MOTORSPORT	CUPRA LEON VZ	TCR	**2:06.677**	3	4	+1.775	+0.122	**151.9**
12	20	**Sebastien THOME**		TEAM CLAIRET SPORT	AUDI RS3 LMS TCR	TCR	**2:06.967**	5	5	+2.065	+0.290	**151.5**

Fastest Lap:	Lap 3	Mike HALDER	**2:04.902**	154.0 Kph

COCHE #12, #19, #20, #28, #81, #237 & #777 - ALGUNAS VUELTAS ELIMINADAS POR LÍMITES DE PISTA

Track Status: **DRY**

Published at: XX:XX

Stewards:
Fidel GARCÍA Adrián MAUREL Victor LASMARIAS

Timekeeper:
Alberto ESTÉBANEZ

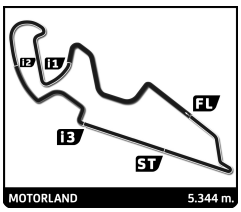

TCR SPAIN
ROUND 2 - MOTORLAND
QUALIFYING 2

Best Top Speed

				Top 1		Top 2		Top 3		Top 4		Top 5		
No	**Driver**	**Team**	**Class**	**Kph**	**Lap**	**Kph**	**Lap**	**Kph**	**Lap**	**Kph**	**Lap**	**Kph**	**Lap**	**Avg**
20	Sebastien THOME	TEAM CLAIRET SPORT	TCR	**243.2**	3	243.2	4	241.6	2	241.6	5	151.3	1	224,2
117	Guillaume SAVOLDELLI(M)	TEAM CLAIRET SPORT	TCR	**243.2**	3	243.2	4	241.6	2	241.1	5	236.8	1	241,2
237	Sten-Dorian PIIRIMAGI	ALM MOTORSPORT	TCR	**243.2**	2	242.2	3	242.2	4	241.6	5	227.4	1	239,3
27	Ruben VOLT(Jr)	ALM MOTORSPORT	TCR	**242.7**	2	242.2	5	241.1	4	240.5	3	233.3	1	240,0
246	Jenson BRICKLEY(Jr)	MONLAU MOTORSPORT	TCR	**242.7**	4	242.2	2	242.2	3	235.3	1			240,6
12	Ruben FERNANDEZ(M)	AUTO CLUB RC2 VALLES	TCR	**242.2**	4	240.5	3	239.5	2	236.8	1			239,8
81	Erik ZABALA(Jr)	MONLAU MOTORSPORT	TCR	**242.2**	2	242.2	4	241.1	3	234.8	1			240,1
18	Michael MARKUSSEN	MARKUSSEN RACING	TCR	**241.1**	3	241.1	4	239.5	2	231.3	1			238,3
19	Felipe FERNANDEZ	AUTO CLUB RC2 VALLES	TCR	**241.1**	4	239.5	3	236.8	2	187.8	5	171.7	1	215,4
45	Victor FERNANDEZ(M)	AUTO CLUB RC2 VALLES	TCR	**241.1**	3	240.0	2	238.4	4	237.9	1	145.4	5	220,6
777	Mike HALDER	TPR MOTORSPORT	TCR	**240.5**	3	237.4	1	227.8	2	192.5	4			224,6
28	Eric GENE(Jr)	MONLAU MOTORSPORT	TCR	**240.0**	2	240.0	3	238.9	4	234.3	1			238,3

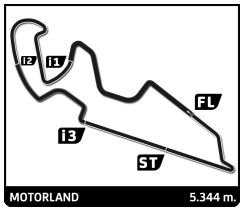

TCR SPAIN
ROUND 2 - MOTORLAND
QUALIFYING 2

Best Sector Times

	Sector 1			Sector 2			Sector 3			Sector 4							
Pos	No	Driver	Time	No	Driver	Time	No	Driver	Time	No	Driver	Time	Pos	No	Ideal Lap	Best Lap	
1	246	J.BRICKLEY(Jr)	32.074	19	F.FERNANDEZ	32.717	777	M.HALDER	21.505	246	J.BRICKLEY(Jr)	37.836	1	246	2:04.501	2:04.907	(2)
2	81	E.ZABALA(Jr)	32.112	777	M.HALDER	32.898	27	R.VOLT(Jr)	21.654	81	E.ZABALA(Jr)	38.060	2	777	2:04.841	2:04.902	(1)
3	27	R.VOLT(Jr)	32.126	246	J.BRICKLEY(Jr)	32.919	246	J.BRICKLEY(Jr)	21.672	117	G.SAVOLDELLI(M)	38.152	3	27	2:05.202	2:05.376	(3)
4	777	M.HALDER	32.279	18	M.MARKUSSEN	33.007	28	E.GENE(Jr)	21.708	777	M.HALDER	38.159	4	19	2:05.357	2:05.569	(5)
5	237	S.PIIRIMAGI	32.294	237	S.PIIRIMAGI	33.014	19	F.FERNANDEZ	21.728	45	V.FERNANDEZ(M)	38.276	5	81	2:05.445	2:05.445	(4)
6	19	F.FERNANDEZ	32.577	27	R.VOLT(Jr)	33.025	45	V.FERNANDEZ(M)	21.736	12	R.FERNANDEZ(M)	38.310	6	18	2:05.681	2:05.781	(6)
7	18	M.MARKUSSEN	32.583	117	G.SAVOLDELLI(M)	33.060	18	M.MARKUSSEN	21.778	18	M.MARKUSSEN	38.313	7	45	2:05.926	2:06.161	(9)
8	28	E.GENE(Jr)	32.643	12	R.FERNANDEZ(M)	33.064	81	E.ZABALA(Jr)	21.782	19	F.FERNANDEZ	38.335	8	12	2:06.047	2:06.047	(7)
9	12	R.FERNANDEZ(M)	32.744	45	V.FERNANDEZ(M)	33.102	12	R.FERNANDEZ(M)	21.929	27	R.VOLT(Jr)	38.397	9	237	2:06.054	2:06.054	(8)
10	45	V.FERNANDEZ(M)	32.812	20	S.THOME	33.187	20	S.THOME	21.991	20	S.THOME	38.534	10	117	2:06.275	2:06.555	(10)
11	20	S.THOME	32.885	28	E.GENE(Jr)	33.296	237	S.PIIRIMAGI	22.054	237	S.PIIRIMAGI	38.692	11	20	2:06.597	2:06.967	(12)
12	117	G.SAVOLDELLI(M)	32.970	81	E.ZABALA(Jr)	33.491	117	G.SAVOLDELLI(M)	22.093	28	E.GENE(Jr)	38.961	12	28	2:06.608	2:06.677	(11)

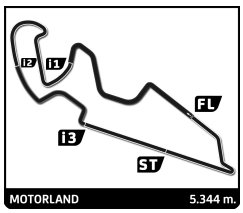

TCR SPAIN
ROUND 2 - MOTORLAND
QUALIFYING 2

Fastest Lap Sequence

Elapsed	No	Driver	Team	Car	Class	Time	Kph	Lap
4:25.181	**777**	**Mike HALDER**	TPR MOTORSPORT	HONDA CIVIC FL5 TCR	TCR	**2:06.120**	152.5	2
4:36.386	**246**	**Jenson BRICKLEY(Jr)**	MONLAU MOTORSPORT	CUPRA LEON VZ	TCR	**2:05.350**	153.5	2
6:30.083	**777**	**Mike HALDER**	TPR MOTORSPORT	HONDA CIVIC FL5 TCR	TCR	**2:04.902**	154.0	3

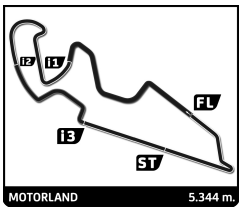

TCR SPAIN
ROUND 2 - MOTORLAND
QUALIFYING 2

Sector Analysis

__ Invalidated Lap Personal Best Session Best **B** Crossing the pit lane

12 Ruben FERNANDEZ(M)
AUTO CLUB RC2 VALLES — HONDA CIVIC FL5 TCR

Lap	Time	Sector 1	Sector 2	Sector 3	Sector 4	T.Spd
1	3:28.131	1:43.941	37.680	24.572	41.938	236.8
2	2:14.046	36.653	35.161	22.656	39.576	239.5
3	2:06.047	32.744	33.064	21.929	38.310	240.5
4	2:16.184 B	32.876	33.159	22.074	48.075	242.2

18 Michael MARKUSSEN
MARKUSSEN RACING — HONDA CIVIC FL5 TCR

Lap	Time	Sector 1	Sector 2	Sector 3	Sector 4	T.Spd
1	4:06.114	2:27.978	35.951	22.868	39.317	231.3
2	2:07.191	32.922	33.596	22.111	38.562	239.5
3	2:06.328	32.911	33.235	21.869	38.313	241.1
4	2:05.781	32.583	33.007	21.778	38.413	241.1

19 Felipe FERNANDEZ
AUTO CLUB RC2 VALLES — HONDA CIVIC FL5 TCR

Lap	Time	Sector 1	Sector 2	Sector 3	Sector 4	T.Spd
1	2:51.799	58.790	37.488	25.235	50.286	171.7
2	2:07.053	32.971	33.373	21.923	38.786	236.8
3	2:05.569	32.577	32.929	21.728	38.335	239.5
4	2:05.771	32.616	32.717	21.825	38.613	241.1
5	2:42.923 B	40.139	42.139	26.456	54.189	187.8

20 Sebastien THOME
TEAM CLAIRET SPORT — AUDI RS3 LMS TCR

Lap	Time	Sector 1	Sector 2	Sector 3	Sector 4	T.Spd
1	3:07.583	1:20.433	37.146	23.523	46.481	151.3
2	2:08.948	33.847	34.329	22.144	38.628	241.6
3	2:06.966	32.916	33.553	22.054	38.443	243.2
4	2:08.238	33.618	33.908	22.178	38.534	243.2
5	2:06.967	32.885	33.187	21.991	38.904	241.6

27 Ruben VOLT(Jr)
ALM MOTORSPORT — HONDA CIVIC FL5 TCR

Lap	Time	Sector 1	Sector 2	Sector 3	Sector 4	T.Spd
1	2:37.372	53.955	36.193	25.315	41.909	233.3
2	2:05.842	32.547	33.064	21.834	38.397	242.7
3	2:05.530	32.342	33.027	21.654	38.507	240.5
4	2:05.587	32.377	33.056	21.667	38.487	241.1
5	2:05.376	32.126	33.025	21.735	38.490	242.2

28 Eric GENE(Jr)
MONLAU MOTORSPORT — CUPRA LEON VZ

Lap	Time	Sector 1	Sector 2	Sector 3	Sector 4	T.Spd
1	2:32.219	47.103	41.039	24.581	39.496	234.3
2	2:06.932	32.643	33.326	21.708	39.255	240.0
3	2:06.677	32.661	33.296	21.759	38.961	240.0
4	2:23.375 B	32.487	33.338	30.516	47.034	238.9

45 Victor FERNANDEZ(M)
AUTO CLUB RC2 VALLES — HONDA CIVIC FL5 TCR

Lap	Time	Sector 1	Sector 2	Sector 3	Sector 4	T.Spd
1	3:15.349	1:37.553	35.907	22.860	39.029	237.9
2	2:07.211	33.585	33.445	21.782	38.399	240.0
3	2:06.161	32.812	33.102	21.971	38.276	241.1
4	2:07.282	32.919	33.188	21.736	39.439	238.4
5	2:51.691 B	37.726	43.148	28.175	1:02.642	145.4

81 Erik ZABALA(Jr)
MONLAU MOTORSPORT — CUPRA LEON VZ

Lap	Time	Sector 1	Sector 2	Sector 3	Sector 4	T.Spd
1	2:33.480	47.562	41.284	24.701	39.933	234.8
2	2:11.530 B	32.383	33.924	21.773	43.450	242.2
3	3:38.328	2:02.555	34.125	23.001	38.647	241.1
4	2:05.445	32.112	33.491	21.782	38.060	242.2

117 Guillaume SAVOLDELLI(M)
TEAM CLAIRET SPORT — AUDI RS3 LMS TCR

Lap	Time	Sector 1	Sector 2	Sector 3	Sector 4	T.Spd
1	2:42.635	59.457	37.386	25.369	40.423	236.8
2	2:10.606	33.973	34.911	22.793	38.929	241.6
3	2:06.555	33.250	33.060	22.093	38.152	243.2
4	2:06.847	32.970	33.366	22.176	38.335	243.2
5	2:14.934 B	33.259	33.291	22.274	46.110	241.1

237 Sten-Dorian PIIRIMAGI
ALM MOTORSPORT — HONDA CIVIC FL5 TCR

Lap	Time	Sector 1	Sector 2	Sector 3	Sector 4	T.Spd
1	2:40.522	55.716	35.912	25.033	43.861	227.4
2	2:06.293	32.461	33.052	22.065	38.715	243.2
3	2:05.714	32.344	33.237	21.917	38.216	242.2
4	2:05.660	32.386	33.100	21.849	38.325	242.2
5	2:06.054	32.294	33.014	22.054	38.692	241.6

246 Jenson BRICKLEY(Jr)
MONLAU MOTORSPORT — CUPRA LEON VZ

Lap	Time	Sector 1	Sector 2	Sector 3	Sector 4	T.Spd
1	2:31.036	51.726	36.882	23.496	38.932	235.3
2	2:05.350	32.406	33.130	21.839	37.975	242.2
3	2:04.907	32.480	32.919	21.672	37.836	242.2
4	2:12.455 B	32.074	33.138	21.794	45.449	242.7

777 Mike HALDER
TPR MOTORSPORT — HONDA CIVIC FL5 TCR

Lap	Time	Sector 1	Sector 2	Sector 3	Sector 4	T.Spd
1	2:19.061	41.823	35.234	22.791	39.213	237.4
2	2:06.120	32.279	32.910	22.256	38.675	227.8
3	2:04.902	32.340	32.898	21.505	38.159	240.5
4	2:27.066 B	32.309	33.731	26.130	54.896	192.5

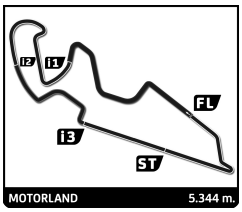

TCR SPAIN
ROUND 2 - MOTORLAND
QUALIFYING 2

Flag Analysis

	Flag	Time
	GREEN FLAG	14:28:00.000
	CHEQUERED FLAG	14:38:00.000

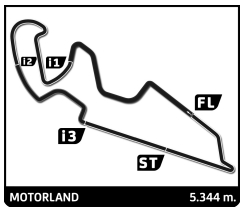

Track Limits Analysis

No	Driver	Team	T.L. Nr	Camera	Lap	Time

Total Infractions:

TOTAL TRACK LIMITS:

Published at: XX:XX 14:35

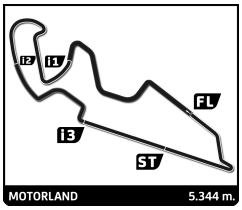

TCR SPAIN
ROUND 2 - MOTORLAND
QUALIFYING 2

Provisional Race Director Report

Hour	Flag	Message
14:28:00		PIT LANE ABIERTO
14:32:06		LOS TRACK LIMITS MOSTRADOS IMPLICAN CACELACIÓN DE LA VUELTA
14:32:31		TRACK LIMITS #81 #19 AT TURN 9
14:34:22		TRACK LIMITS #20 AT TURN 5
14:34:33		TRACK LIMITS #237 AT TURN 9
14:35:38		TRACK LIMITS #28 AT TURN 5
14:36:06		TRACK LIMITS #12 AT TURN 9
14:36:17		TRACK LIMITS #777 AT TURN 10
14:38:00		BANDERA A CUADROS
14:39:50		PIT LANE OPPEN AT 14:45
14:40:01		PIT LANE OPPEN AT 14:45 PDC

Published at: ..**14:35**.....

Race Director:	**Timekeeper:**
Maxi GUERRERO	Alberto ESTÉBANEZ

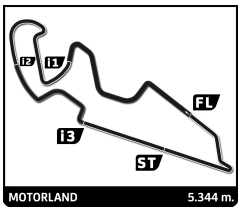

ROUND 2 - MOTORLAND

TCR SPAIN
QUALIFYING 2

Weather Report

Air Temperature

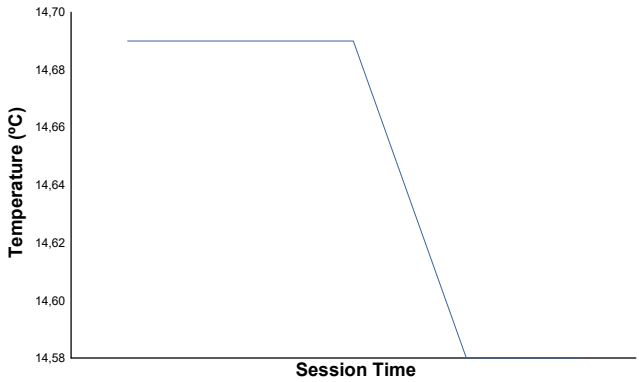

Track Temperature

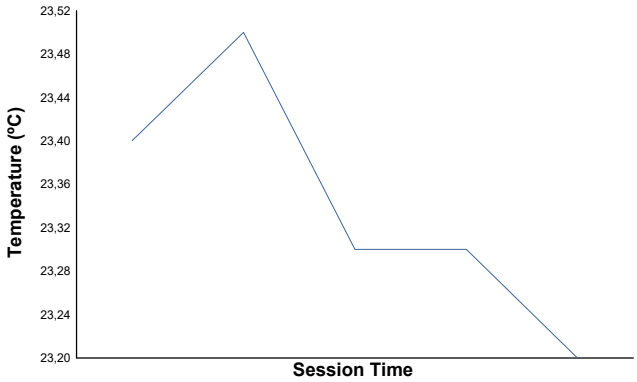

Humidity

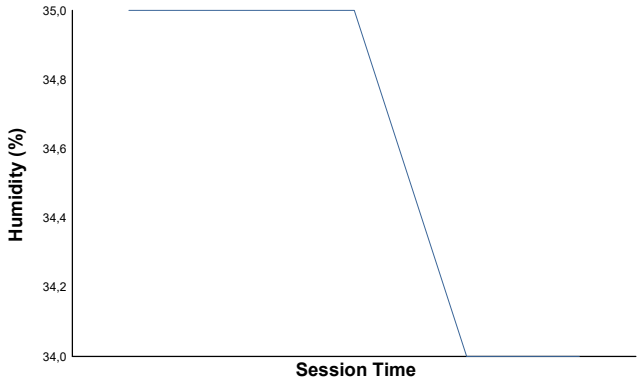

Pressure

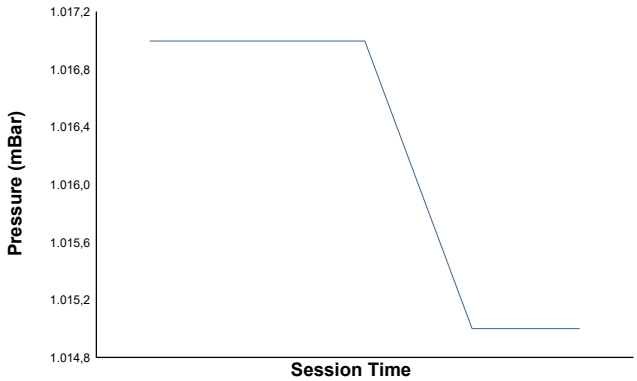

Wind Speed

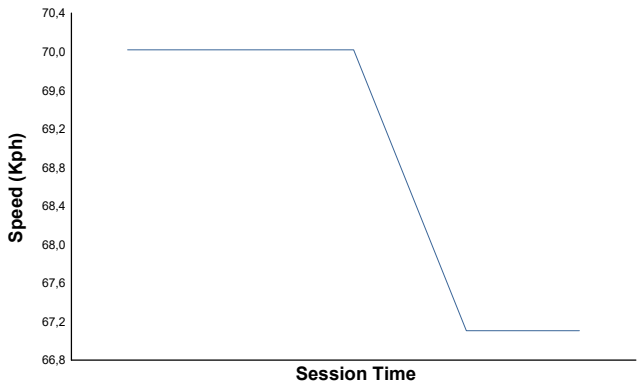

Wind Direction

North=0º/360º East=90º South=180º West=270º

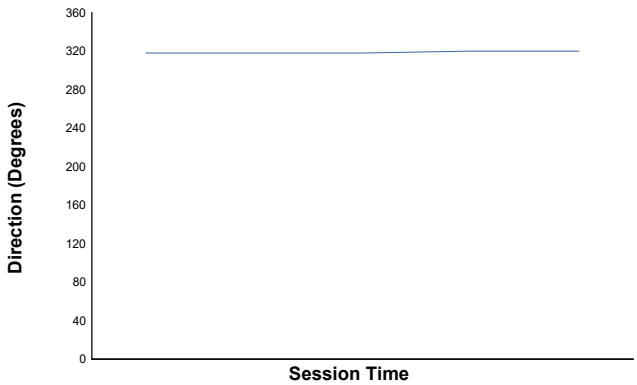

Track Status: **DRY**

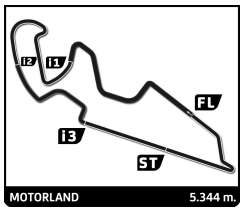

TCR SPAIN
ROUND 2 - MOTORLAND
GRID RACE 1

Final Classification

	No	Driver	Nat	Team	Cl.	Q1	Q2	Time	Gap	
1	777	**Mike HALDER**		TPR MOTORSPORT	TCR	2:05.089	**2:04.902**	**2:04.902**		
2	246	**Jenson BRICKLEY(Jr)**		MONLAU MOTORSPORT	TCR	2:05.656	**2:04.907**	**2:04.907**	0.005	0.005
3	27	**Ruben VOLT(Jr)**		ALM MOTORSPORT	TCR	2:05.303	**2:05.376**	**2:05.376**	0.474	0.469
4	81	**Erik ZABALA(Jr)**		MONLAU MOTORSPORT	TCR	2:05.274	**2:05.445**	**2:05.445**	0.543	0.069
5	19	**Felipe FERNANDEZ**		AUTO CLUB RC2 VALLES	TCR	2:05.911	**2:05.569**	**2:05.569**	0.667	0.124
6	18	**Michael MARKUSSEN**		MARKUSSEN RACING	TCR	2:06.326	**2:05.781**	**2:05.781**	0.879	0.212
7	12	**Ruben FERNANDEZ(M)**		AUTO CLUB RC2 VALLES	TCR	2:06.609	**2:06.047**	**2:06.047**	1.145	0.266
8	237	**Sten-Dorian PIIRIMAGI**		ALM MOTORSPORT	TCR	2:05.430	**2:06.054**	**2:06.054**	1.152	0.007
9	45	**Victor FERNANDEZ(M)**		AUTO CLUB RC2 VALLES	TCR	2:06.450	**2:06.161**	**2:06.161**	1.259	0.107
10	117	**Guillaume SAVOLDELLI(M)**		TEAM CLAIRET SPORT	TCR	2:06.957	**2:06.555**	**2:06.555**	1.653	0.394
11	28	**Eric GENE(Jr)**		MONLAU MOTORSPORT	TCR	2:05.659	**2:06.677**	**2:06.677**	1.775	0.122
12	20	**Sebastien THOME**		TEAM CLAIRET SPORT	TCR	2:06.942	**2:06.967**	**2:06.967**	2.065	0.290
13	9	**Igor URIEN**		TEAM VRT	TCR	**2:08.466**		**2:08.466**	3.564	1.499
14	41	**Rene POVLSEN(M)**		TPR MOTORSPORT	TCR	**2:08.550**		**2:08.550**	3.648	0.084
15	33	**Samuel CHALIGNE(M)**		TEAM CLAIRET SPORT	TCR	**2:10.439**		**2:10.439**	5.537	1.889
16	5	**Demir EROGE(M)**		ALM MOTORSPORT	TCR	**2:13.215**		**2:13.215**	8.313	2.776
17	44	**Veenesh SHUNKER(M)**		TEAM CLAIRET SPORT	TCR					

Stewards:
Fidel GARCÍA Adrián MAUREL Victor LASMARIAS

Timekeeper:
Alberto ESTÉBANEZ

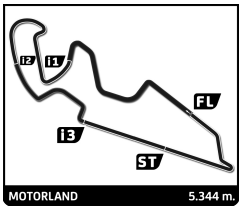

TCR SPAIN
ROUND 2 - MOTORLAND
RACE 1 (25 Minutes +1 Lap)

Final Starting Grid

	Veenesh SHUNKER(M)	TEAM CLAIRET SPORT	44	- 9 -			
					5	ALM MOTORSPORT	2:13.215 Demir EROGE(M)
2:10.439	Samuel CHALIGNE(M)	TEAM CLAIRET SPORT	33	- 8 -			
					41	TPR MOTORSPORT	2:08.550 Rene POVLSEN(M)
2:08.466	Igor URIEN	TEAM VRT	9	- 7 -			
					20	TEAM CLAIRET SPORT	2:06.967 Sebastien THOME
2:06.677	Eric GENE(Jr)	MONLAU MOTORSPORT	28	- 6 -			
					117	TEAM CLAIRET SPORT	2:06.555 Guillaume SAVOLDELLI(M)
2:06.161	Victor FERNANDEZ(M)	AUTO CLUB RC2 VALLES	45	- 5 -			
					237	ALM MOTORSPORT	2:06.054 Sten-Dorian PIIRIMAGI
2:06.047	Ruben FERNANDEZ(M)	AUTO CLUB RC2 VALLES	12	- 4 -			
					18	MARKUSSEN RACING	2:05.781 Michael MARKUSSEN
2:05.569	Felipe FERNANDEZ	AUTO CLUB RC2 VALLES	19	- 3 -			
					81	MONLAU MOTORSPORT	2:05.445 Erik ZABALA(Jr)
2:05.376	Ruben VOLT(Jr)	ALM MOTORSPORT	27	- 2 -			
					246	MONLAU MOTORSPORT	2:04.907 Jenson BRICKLEY(Jr)
2:04.902	Mike HALDER	TPR MOTORSPORT	777	- 1 -			

Pole

Published at: XX:XX

Stewards:
Fidel GARCÍA Adrián MAUREL Victor LASMARIAS

Timekeeper:
Alberto ESTÉBANEZ

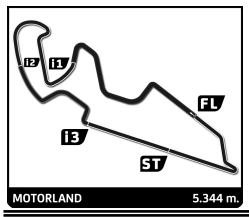

TCR SPAIN

ROUND 2 - MOTORLAND

RACE 1 (25 Minutes +1 Lap)

Final Classification

	No	Driver	Nat	Team	Car	Cl.	Laps	Total Time	Gap	Kph	Best Lap Lap	Best Lap Time	Best Lap Kph
1	777	Mike HALDER		TPR MOTORSPORT	HONDA CIVIC FL5 TCR	TCR	13	**27:21.539**	-	152.4	13	**2:05.680**	153.1
2	246	Jenson BRICKLEY(Jr)		MONLAU MOTORSPORT	CUPRA LEON VZ	TCR	13	**27:23.182**	+1.643	152.2	3	**2:05.617**	153.2
3	19	Felipe FERNANDEZ		AUTO CLUB RC2 VALLES	HONDA CIVIC FL5 TCR	TCR	13	**27:29.149**	+7.610	151.7	9	**2:05.396**	153.4
4	28	Eric GENE(Jr)		MONLAU MOTORSPORT	CUPRA LEON VZ	TCR	13	**27:29.173**	+7.634	151.7	4	**2:05.585**	153.2
5	27	Ruben VOLT(Jr)		ALM MOTORSPORT	HONDA CIVIC FL5 TCR	TCR	13	**27:30.902**	+9.363	151.5	11	**2:05.601**	153.2
6	12	Ruben FERNANDEZ(M)		AUTO CLUB RC2 VALLES	HONDA CIVIC FL5 TCR	TCR	13	**27:39.580**	+18.041	150.7	11	**2:06.177**	152.5
7	237	Sten-Dorian PIIRIMAGI		ALM MOTORSPORT	HONDA CIVIC FL5 TCR	TCR	13	**27:45.076**	+23.537	150.2	10	**2:05.868**	152.8
8	117	Guillaume SAVOLDELLI(M)		TEAM CLAIRET SPORT	AUDI RS3 LMS TCR	TCR	13	**27:47.242**	+25.703	150.0	5	**2:06.801**	151.7
9	20	Sebastien THOME		TEAM CLAIRET SPORT	AUDI RS3 LMS TCR	TCR	13	**27:47.705**	+26.166	150.0	6	**2:06.685**	151.9
10	9	Igor URIEN		TEAM VRT	AUDI RS3 LMS TCR	TCR	13	**27:53.966**	+32.427	149.4	13	**2:07.636**	150.7
11	45	Victor FERNANDEZ(M)		AUTO CLUB RC2 VALLES	HONDA CIVIC FL5 TCR	TCR	13	**28:02.525**	+40.986	148.6	6	**2:06.702**	151.8
12	41	Rene POVLSEN(M)		TPR MOTORSPORT	HONDA CIVIC FL5 TCR	TCR	13	**28:11.155**	+49.616	147.9	11	**2:07.742**	150.6
13	44	Veenesh SHUNKER(M)		TEAM CLAIRET SPORT	AUDI RS3 LMS TCR	TCR	13	**28:22.093**	+1:00.554	146.9	11	**2:08.068**	150.2
14	5	Demir EROGE(M)		ALM MOTORSPORT	HONDA CIVIC FL5 TCR	TCR	13	**28:38.346**	+1:16.807	145.5	11	**2:09.632**	148.4
15	33	Samuel CHALIGNE(M)		TEAM CLAIRET SPORT	CUPRA LEON VZ	TCR	13	**28:43.582**	+1:22.043	145.1	8	**2:09.499**	148.6
		Not classified											
	81	Erik ZABALA(Jr)		MONLAU MOTORSPORT	CUPRA LEON VZ	TCR	8	**17:21.223**			2	**2:06.056**	152.6
	18	Michael MARKUSSEN		MARKUSSEN RACING	HONDA CIVIC FL5 TCR	TCR	6	**12:51.293**			5	**2:06.941**	151.6

Pole Position:				
Fastest Lap:	Lap9	Felipe FERNANDEZ	**2:05.396**	153.4 Kph

COCHE #20 & #117 - PENALIZACIÓN DE 1 SEGUNDO - TRACK LIMITS
COCHE #19, #45 & #81 - PENALIZACIÓN DE 1 + 4 SEGUNDOS - TRACK LIMITIS
COCHE #27, #33, #44 & #237 - PENALIZACIÓN DE 1 + 4 + 5 SEGUNDOS - TRACK LIMITIS
COCHE #45 - PENALIZACIÓN DE 5 SEGUNDOS - JUMP START

Published at: XX:**18:45**

Track Status: **DRY**

Stewards:
Fidel GARCÍA Adrián MAUREL Victor LASMARIAS

Timekeeper:
Alberto ESTÉBANEZ

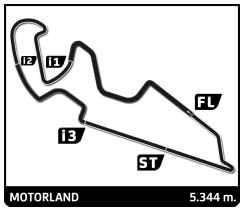

TCR SPAIN
ROUND 2 - MOTORLAND
RACE 1

Best Sector Times

Pos	Sector 1 No	Sector 1 Driver	Sector 1 Time	Sector 2 No	Sector 2 Driver	Sector 2 Time	Sector 3 No	Sector 3 Driver	Sector 3 Time	Sector 4 No	Sector 4 Driver	Sector 4 Time	Pos	No	Ideal Lap	Best Lap	
1	27	R.VOLT(Jr)	32.213	19	F.FERNANDEZ	32.874	28	E.GENE(Jr)	21.548	246	J.BRICKLEY(Jr)	38.147	1	19	2:05.110	2:05.396	(1)
2	19	F.FERNANDEZ	32.247	12	R.FERNANDEZ(M)	32.900	777	M.HALDER	21.606	777	M.HALDER	38.216	2	246	2:05.254	2:05.617	(4)
3	246	J.BRICKLEY(Jr)	32.296	27	R.VOLT(Jr)	32.976	45	V.FERNANDEZ(M)	21.712	19	F.FERNANDEZ	38.262	3	28	2:05.255	2:05.585	(2)
4	237	S.PIIRIMAGI	32.341	28	E.GENE(Jr)	32.991	246	J.BRICKLEY(Jr)	21.712	81	E.ZABALA(Jr)	38.292	4	27	2:05.277	2:05.601	(3)
5	28	E.GENE(Jr)	32.362	777	M.HALDER	33.036	81	E.ZABALA(Jr)	21.723	27	R.VOLT(Jr)	38.328	5	777	2:05.302	2:05.680	(5)
6	81	E.ZABALA(Jr)	32.377	81	E.ZABALA(Jr)	33.037	19	F.FERNANDEZ	21.727	28	E.GENE(Jr)	38.354	6	81	2:05.429	2:06.056	(7)
7	777	M.HALDER	32.444	246	J.BRICKLEY(Jr)	33.099	237	S.PIIRIMAGI	21.745	45	V.FERNANDEZ(M)	38.371	7	237	2:05.604	2:05.868	(6)
8	20	S.THOME	32.675	45	V.FERNANDEZ(M)	33.118	27	R.VOLT(Jr)	21.760	237	S.PIIRIMAGI	38.395	8	12	2:05.981	2:06.177	(8)
9	18	M.MARKUSSEN	32.712	237	S.PIIRIMAGI	33.123	12	R.FERNANDEZ(M)	21.774	44	V.SHUNKER(M)	38.401	9	45	2:06.062	2:06.702	(10)
10	12	R.FERNANDEZ(M)	32.755	18	M.MARKUSSEN	33.230	18	M.MARKUSSEN	21.784	117	G.SAVOLDELLI(M)	38.442	10	20	2:06.236	2:06.685	(9)
11	9	I.URIEN	32.767	20	S.THOME	33.232	20	S.THOME	21.862	20	S.THOME	38.467	11	18	2:06.249	2:06.941	(12)
12	117	G.SAVOLDELLI(M)	32.858	9	I.URIEN	33.274	9	I.URIEN	21.963	18	M.MARKUSSEN	38.523	12	117	2:06.626	2:06.801	(11)
13	45	V.FERNANDEZ(M)	32.861	117	G.SAVOLDELLI(M)	33.284	117	G.SAVOLDELLI(M)	22.042	12	R.FERNANDEZ(M)	38.552	13	9	2:06.813	2:07.636	(13)
14	44	V.SHUNKER(M)	33.035	44	V.SHUNKER(M)	33.623	41	R.POVLSEN(M)	22.060	41	R.POVLSEN(M)	38.576	14	44	2:07.196	2:08.068	(15)
15	41	R.POVLSEN(M)	33.174	41	R.POVLSEN(M)	33.683	44	V.SHUNKER(M)	22.137	9	I.URIEN	38.809	15	41	2:07.493	2:07.742	(14)
16	33	S.CHALIGNE(M)	33.367	5	D.EROGE(M)	33.839	5	D.EROGE(M)	22.340	5	D.EROGE(M)	39.024	16	33	2:09.034	2:09.499	(16)
17	5	D.EROGE(M)	33.886	33	S.CHALIGNE(M)	34.012	33	S.CHALIGNE(M)	22.352	33	S.CHALIGNE(M)	39.303	17	5	2:09.089	2:09.632	(17)

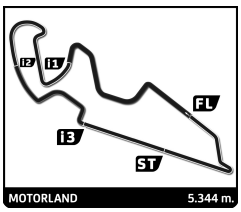

TCR SPAIN
ROUND 2 - MOTORLAND
RACE 1

Best Top Speed

				Top 1		Top 2		Top 3		Top 4		Top 5		
No	**Driver**	**Team**	**Class**	**Kph**	**Lap**	**Kph**	**Lap**	**Kph**	**Lap**	**Kph**	**Lap**	**Kph**	**Lap**	**Avg**
20	Sebastien THOME	TEAM CLAIRET SPORT	TCR	**242.2**	11	242.2	4	242.2	2	241.6	13	241.6	12	242,0
12	Ruben FERNANDEZ(M)	AUTO CLUB RC2 VALLES	TCR	**241.6**	4	240.5	2	239.5	6	238.9	11	238.9	5	239,9
117	Guillaume SAVOLDELLI(M)	TEAM CLAIRET SPORT	TCR	**240.5**	5	240.0	6	240.0	2	239.5	13	239.5	9	239,9
19	Felipe FERNANDEZ	AUTO CLUB RC2 VALLES	TCR	**240.0**	13	240.0	11	239.5	12	239.5	4	239.5	2	239,7
28	Eric GENE(Jr)	MONLAU MOTORSPORT	TCR	**239.5**	2	238.4	5	236.8	4	236.3	12	236.3	11	237,5
45	Victor FERNANDEZ(M)	AUTO CLUB RC2 VALLES	TCR	**239.5**	11	238.9	10	238.9	2	238.4	5	237.9	12	238,7
246	Jenson BRICKLEY(Jr)	MONLAU MOTORSPORT	TCR	**239.5**	12	239.5	11	239.5	9	239.5	7	238.9	6	239,4
44	Veenesh SHUNKER(M)	TEAM CLAIRET SPORT	TCR	**239.5**	2	238.9	13	237.9	11	237.4	5	237.4	3	238,2
41	Rene POVLSEN(M)	TPR MOTORSPORT	TCR	**238.9**	12	238.9	11	238.9	6	238.4	7	237.9	13	238,6
81	Erik ZABALA(Jr)	MONLAU MOTORSPORT	TCR	**238.9**	2	237.9	1	237.4	3	237.4	4	237.4	6	237,8
237	Sten-Dorian PIIRIMAGI	ALM MOTORSPORT	TCR	**238.9**	12	238.9	7	238.9	2	238.4	13	238.4	11	238,7
777	Mike HALDER	TPR MOTORSPORT	TCR	**238.9**	12	238.9	11	238.4	13	238.4	9	238.4	2	238,6
18	Michael MARKUSSEN	MARKUSSEN RACING	TCR	**238.4**	2	237.9	1	237.9	4	237.4	5	236.3	6	237,6
27	Ruben VOLT(Jr)	ALM MOTORSPORT	TCR	**238.4**	12	238.4	11	237.9	13	237.4	9	237.4	2	237,9
9	Igor URIEN	TEAM VRT	TCR	**237.9**	13	237.9	12	237.9	2	237.4	1	236.3	11	237,5
33	Samuel CHALIGNE(M)	TEAM CLAIRET SPORT	TCR	**235.8**	13	235.8	11	235.8	7	235.8	5	235.3	1	235,7
5	Demir EROGE(M)	ALM MOTORSPORT	TCR	**234.8**	6	234.8	5	234.3	11	234.3	2	233.8	12	234,4

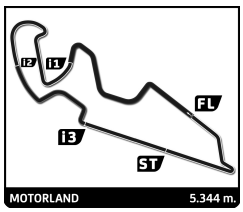

TCR SPAIN
ROUND 2 - MOTORLAND
RACE 1

Lap Chart

No	Pos	Grid	Lap 1	2	3	4	5	6	7	8	9	10	11	12	13
777	**1**	777	27	27	27	27	27	27	27	27	27	27	27	27	27
246	**2**	246	777	777	777	777	777	777	777	777	777	777	777	777	777
27	**3**	27	246	246	246	246	246	246	246	246	246	246	246	246	246
81	**4**	81	81	81	81	81	19	19	19	19	19	19	19	19	19
19	**5**	19	19	19	19	19	28	28	28	28	28	28	28	28	28
18	**6**	18	18	18	28	28	81	81	81	237	237	237	237	237	237
12	**7**	12	28	28	18	237	237	237	237	12	12	12	12	12	12
237	**8**	237	237	237	237	18	18	12	12	117	117	117	117	117	117
45	**9**	45	12	12	12	12	12	18	117	20	20	20	20	20	20
117	**10**	117	117	117	117	117	117	117	20	9	9	9	45	45	45
28	**11**	28	9	9	9	20	20	20	9	81	45	45	9	9	9
20	**12**	20	20	20	20	9	9	9	45	45	44	44	44	41	41
9	**13**	9	41	41	45	45	45	45	44	44	41	41	41	44	44
41	**14**	41	45	45	41	44	44	44	41	41	33	33	33	33	33
33	**15**	33	44	44	44	41	41	41	33	33	5	5	5	5	5
5	**16**	5	33	33	33	33	33	33	5	5					
44	**17**	44	5	5	5	5	5	5							

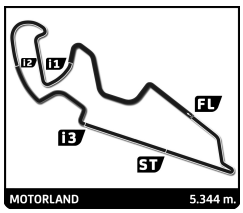

TCR SPAIN
ROUND 2 - MOTORLAND
RACE 1

Fastest Lap Sequence

Elapsed	No	Driver	Team	Car	Class	Time	Kph	Lap
4:15.583	27	Ruben VOLT(Jr)	ALM MOTORSPORT	HONDA CIVIC FL5 TCR	TCR	**2:06.112**	152.6	2
4:16.237	777	Mike HALDER	TPR MOTORSPORT	HONDA CIVIC FL5 TCR	TCR	**2:05.817**	152.9	2
4:16.903	246	Jenson BRICKLEY(Jr)	MONLAU MOTORSPORT	CUPRA LEON VZ	TCR	**2:05.778**	153.0	2
6:21.986	777	Mike HALDER	TPR MOTORSPORT	HONDA CIVIC FL5 TCR	TCR	**2:05.749**	153.0	3
6:22.520	246	Jenson BRICKLEY(Jr)	MONLAU MOTORSPORT	CUPRA LEON VZ	TCR	**2:05.617**	153.2	3
6:24.229	19	Felipe FERNANDEZ	AUTO CLUB RC2 VALLES	HONDA CIVIC FL5 TCR	TCR	**2:05.484**	153.3	3
18:59.746	19	Felipe FERNANDEZ	AUTO CLUB RC2 VALLES	HONDA CIVIC FL5 TCR	TCR	**2:05.396**	153.4	9

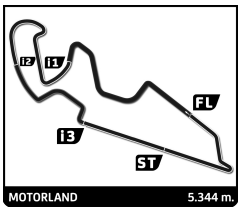

TCR SPAIN
ROUND 2 - MOTORLAND
RACE 1

Analysis by lap

Lapped

Lap 1

No	Lap Time	Gap
27	2:09.471	0.000
777	2:10.420	0.949
246	2:11.125	1.654
81	2:11.642	2.171
19	2:12.208	2.737
18	2:12.784	3.313
28	2:14.214	4.743
237	2:14.707	5.236
12	2:15.049	5.578
117	2:15.764	6.293
9	2:16.528	7.057
20	2:17.020	7.549
41	2:18.886	9.415
45	2:20.628	11.157
44	2:21.920	12.449
33	2:23.873	14.402
5	2:28.914	19.443

Lap 2

No	Lap Time	Gap
27	2:06.112	
777	2:05.817	0.654
246	2:05.778	1.320
81	2:06.056	2.115
19	2:06.537	3.162
18	2:07.168	4.369
28	2:05.938	4.569
237	2:07.546	6.670
12	2:07.851	7.317
117	2:07.904	8.085
9	2:08.219	9.164
20	2:08.083	9.520
41	2:09.733	13.036
45	2:08.947	13.992
44	2:08.858	15.195
33	2:13.225	21.515
5	2:14.597	27.928

Lap 3

No	Lap Time	Gap
27	2:05.954	
777	2:05.749	0.449
246	2:05.617	0.983
81	2:06.176	2.337
19	2:05.484	2.692
28	2:06.709	5.324
18	2:08.557	6.972
237	2:06.605	7.321
12	2:06.930	8.293
117	2:07.243	9.374
9	2:08.332	11.542
20	2:08.454	12.020
45	2:10.699	18.737
41	2:12.486	19.568
44	2:10.678	19.919
33	2:10.860	26.421
5	2:12.084	34.058

Lap 4

No	Lap Time	Gap
27	2:05.936	
777	2:05.900	0.413
246	2:05.937	0.984
81	2:06.150	2.551
19	2:05.813	2.569
28	2:05.585	4.973
237	2:07.143	8.528
18	2:08.338	9.374
12	2:07.582	9.939
117	2:07.604	11.042
20	2:07.519	13.603
9	2:08.341	13.947
45	2:07.651	20.452
44	2:10.302	24.285
41	2:11.314	24.946
33	2:11.604	32.089
5	2:10.659	38.781

Lap 5

No	Lap Time	Gap
27	2:05.952	
777	2:05.968	0.429
246	2:05.988	1.020
19	2:06.925	3.542
28	2:06.121	5.142
81	2:08.773	5.372
237	2:06.572	9.148
18	2:06.941	10.363
12	2:06.970	10.957
117	2:06.801	11.891
20	2:07.067	14.718
9	2:08.272	16.267
45	2:06.773	21.273
44	2:08.677	27.010
41	2:08.722	27.716
33	2:11.315	37.452
5	2:11.006	43.835

Lap 6

No	Lap Time	Gap
27	2:05.805	
777	2:05.805	0.429
246	2:05.757	0.972
19	2:05.713	3.450
28	2:05.998	5.335
81	2:08.161	7.728
237	2:06.047	9.390
12	2:06.862	12.014
18	2:07.505	12.063
117	2:07.065	13.151
20	2:06.685	15.598
9	2:08.352	18.814
45	2:06.702	22.170
44	2:09.720	30.925
41	2:09.412	31.323
33	2:10.993	42.640
5	2:10.218	48.248

Lap 7

No	Lap Time	Gap
27	2:06.107	
777	2:05.981	0.303
246	2:06.047	0.912
19	2:06.066	3.409
28	2:06.543	5.771
81	2:09.143	10.764
237	2:07.828	11.111
12	2:07.007	12.914
117	2:07.627	14.671
20	2:07.005	16.496
9	2:08.262	20.969
45	2:07.541	23.604
44	2:09.090	33.908
41	2:09.362	34.578
33	2:09.582	46.115
5	2:10.509	52.650

Lap 8

No	Lap Time	Gap
27	2:05.928	
777	2:06.013	0.388
246	2:06.121	1.105
19	2:05.604	3.085
28	2:06.138	5.981
237	2:07.098	12.281
12	2:08.389	15.375
117	2:07.652	16.395
20	2:06.767	17.335
9	2:07.888	22.929
81	2:20.122	24.958
45	2:07.403	25.079
44	2:09.117	37.097
41	2:09.311	37.961
33	2:09.499	49.686
5	2:10.549	57.271

Lap 9

No	Lap Time	Gap
27	2:05.964	
777	2:05.943	0.367
246	2:05.980	1.121
19	2:05.396	2.517
28	2:06.410	6.427
237	2:06.495	12.812
12	2:06.759	16.170
117	2:07.334	17.765
20	2:07.504	18.875
9	2:08.091	25.056
45	2:07.401	26.516
44	2:08.594	39.727
41	2:08.166	40.163
33	2:09.572	53.294
5	2:10.008	1:01.315

Lap 10

No	Lap Time	Gap
27	2:06.115	
777	2:06.254	0.506
246	2:06.479	1.485
19	2:05.937	2.339
28	2:06.201	6.513
237	2:05.868	12.565
12	2:06.847	16.902
117	2:07.763	19.413
20	2:07.301	20.061
9	2:08.323	27.264
45	2:07.149	27.550
44	2:08.250	41.862
41	2:08.464	42.512
33	2:10.442	57.621
5	2:10.299	1:05.499

Lap 11

No	Lap Time	Gap
27	2:05.601	
777	2:05.704	0.609
246	2:06.405	2.289
19	2:06.149	2.887
28	2:06.631	7.543
237	2:06.469	13.433
12	2:06.177	17.478
117	2:07.778	21.590
20	2:07.570	22.030
45	2:06.956	28.905
9	2:07.647	29.310
44	2:08.068	44.329
41	2:07.742	44.653
33	2:10.924	1:02.944
5	2:09.632	1:09.530

Lap 12

No	Lap Time	Gap
27	2:06.149	
777	2:06.305	0.765
246	2:05.897	2.037
19	2:06.112	2.850
28	2:06.233	7.627
237	2:06.038	13.322
12	2:06.784	18.113
117	2:07.768	23.209
20	2:07.688	23.569
45	2:07.178	29.934
9	2:08.075	31.236
41	2:09.201	47.705
44	2:09.775	47.955
33	2:11.451	1:08.246
5	2:10.160	1:13.541

Lap 13

No	Lap Time	Gap
27	2:05.808	
777	2:05.680	0.637
246	2:06.051	2.280
19	2:06.205	3.247
28	2:06.452	8.271
237	2:06.660	14.174
12	2:06.373	18.678
117	2:07.939	25.340
20	2:08.042	25.803
45	2:07.497	31.623
9	2:07.636	33.064
41	2:08.356	50.253
44	2:09.044	51.191
33	2:10.242	1:12.680
5	2:09.711	1:17.444

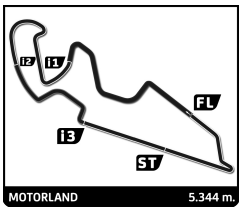

TCR SPAIN
ROUND 2 - MOTORLAND
RACE 1

Sector Analysis

__ Invalidated Lap Personal Best Session Best **B** Crossing the pit lane

5 Demir EROGE(M)
ALM MOTORSPORT — HONDA CIVIC FL5 TCR

Lap	Time	Sector 1	Sector 2	Sector 3	Sector 4	T.Spd
1	2:28.914	46.713	37.196	24.140	40.865	231.8
2	2:14.597	36.048	35.764	23.408	39.377	234.3
3	2:12.084	35.434	34.563	23.063	39.024	233.3
4	2:10.659	34.628	34.048	22.485	39.498	233.3
5	2:11.006	34.619	34.419	22.922	39.046	234.8
6	2:10.218	34.094	34.164	22.693	39.267	234.8
7	2:10.509	34.380	34.033	22.416	39.680	233.3
8	2:10.549	34.095	34.488	22.591	39.375	232.3
9	2:10.008	34.196	34.205	22.490	39.117	233.3
10	2:10.299	33.984	34.171	22.735	39.409	233.3
11	2:09.632	33.913	34.210	22.340	39.169	234.3
12	2:10.160	34.051	34.246	22.575	39.288	233.8
13	2:09.711	33.886	33.839	22.444	39.542	233.3

9 Igor URIEN
TEAM VRT — AUDI RS3 LMS TCR

Lap	Time	Sector 1	Sector 2	Sector 3	Sector 4	T.Spd
1	2:16.528	40.568	34.374	22.777	38.809	237.4
2	2:08.219	33.262	33.608	22.464	38.885	237.9
3	2:08.332	33.701	33.662	21.988	38.981	236.3
4	2:08.341	33.242	33.576	22.140	39.383	236.3
5	2:08.272	33.535	33.597	22.121	39.019	236.3
6	2:08.352	33.695	33.410	22.101	39.146	235.8
7	2:08.262	33.224	33.529	22.090	39.419	235.8
8	2:07.888	33.252	33.274	22.082	39.280	233.8
9	2:08.091	33.085	33.485	22.170	39.351	235.8
10	2:08.323	33.221	33.491	22.092	39.519	235.3
11	2:07.647	32.767	33.404	22.242	39.234	236.3
12	2:08.075	33.247	33.459	21.988	39.381	237.9
13	2:07.636	32.880	33.480	21.963	39.313	237.9

12 Ruben FERNANDEZ(M)
AUTO CLUB RC2 VALLES — HONDA CIVIC FL5 TCR

Lap	Time	Sector 1	Sector 2	Sector 3	Sector 4	T.Spd
1	2:15.049	39.510	33.844	22.578	39.117	236.8
2	2:07.851	33.202	33.356	22.436	38.857	240.5
3	2:06.930	32.914	32.990	22.182	38.844	237.4
4	2:07.582	33.229	33.320	22.068	38.965	241.6
5	2:06.970	32.900	33.156	22.125	38.789	238.9
6	2:06.862	32.818	33.072	22.057	38.915	239.5
7	2:07.007	33.096	32.950	21.994	38.967	237.9
8	2:08.389	32.826	33.412	22.661	39.490	234.8
9	2:06.759	32.847	33.089	21.800	39.023	238.4
10	2:06.847	32.923	33.007	21.774	39.143	235.8
11	2:06.177	32.755	32.900	21.954	38.568	238.9
12	2:06.784	32.929	33.194	21.887	38.774	237.9
13	2:06.373	32.919	33.052	21.850	38.552	237.9

18 Michael MARKUSSEN
MARKUSSEN RACING — HONDA CIVIC FL5 TCR

Lap	Time	Sector 1	Sector 2	Sector 3	Sector 4	T.Spd
1	2:12.784	37.335	34.589	22.231	38.629	237.9
2	2:07.168	33.078	33.378	22.189	38.523	238.4
3	2:08.557	32.712	33.230	21.997	40.618	229.3
4	2:08.338	33.946	33.567	22.042	38.783	237.9
5	2:06.941	32.960	33.444	21.842	38.695	237.4
6	2:07.505	32.816	33.457	21.784	39.448	236.3

19 Felipe FERNANDEZ
AUTO CLUB RC2 VALLES — HONDA CIVIC FL5 TCR

Lap	Time	Sector 1	Sector 2	Sector 3	Sector 4	T.Spd
1	2:12.208	37.406	34.015	22.077	38.710	236.8
2	2:06.537	32.748	33.209	22.079	38.501	239.5
3	2:05.484	32.247	32.921	21.779	38.537	238.9
4	2:05.813	32.393	33.039	21.749	38.632	239.5
5	2:06.925	32.949	33.328	21.917	38.731	237.4
6	2:05.713	32.453	32.978	21.822	38.460	236.3
7	2:06.066	32.551	33.081	21.852	38.582	237.4
8	2:05.604	32.379	32.982	21.824	38.419	236.8
9	2:05.396	32.401	33.006	21.727	38.262	237.9
10	2:05.937	32.457	32.876	21.845	38.759	238.4
11	2:06.149	32.591	32.874	21.909	38.775	240.0
12	2:06.112	32.507	33.045	21.940	38.620	239.5
13	2:06.205	32.759	32.930	21.917	38.599	240.0

20 Sebastien THOME
TEAM CLAIRET SPORT — AUDI RS3 LMS TCR

Lap	Time	Sector 1	Sector 2	Sector 3	Sector 4	T.Spd
1	2:17.020	40.561	34.921	22.675	38.863	240.0
2	2:08.083	33.433	33.538	22.381	38.731	242.2
3	2:08.454	33.556	34.016	21.862	39.020	241.1
4	2:07.519	33.101	33.596	22.173	38.649	242.2
5	2:07.067	32.981	33.433	22.123	38.530	239.5
6	2:06.685	32.688	33.344	22.114	38.539	239.5
7	2:07.005	32.943	33.232	22.023	38.807	240.0
8	2:06.767	32.675	33.520	22.082	38.490	239.5
9	2:07.504	32.939	33.411	22.104	39.050	240.0
10	2:07.301	33.003	33.512	22.181	38.605	239.5
11	2:07.570	32.823	33.707	22.183	38.857	242.2
12	2:07.688	33.056	33.621	22.286	38.725	241.6
13	2:08.042	32.983	34.373	22.219	38.467	241.6

27 Ruben VOLT(Jr)
ALM MOTORSPORT — HONDA CIVIC FL5 TCR

Lap	Time	Sector 1	Sector 2	Sector 3	Sector 4	T.Spd
1	2:09.471	35.680	33.161	21.998	38.632	236.8
2	2:06.112	32.308	33.089	22.099	38.616	237.4
3	2:05.954	32.294	33.042	21.940	38.678	236.8
4	2:05.936	32.274	33.150	21.820	38.692	236.3
5	2:05.952	32.303	33.251	21.863	38.535	236.8
6	2:05.805	32.404	32.976	21.847	38.578	236.8
7	2:06.107	32.502	33.158	21.764	38.683	236.8
8	2:05.928	32.213	33.047	21.860	38.808	236.3
9	2:05.964	32.285	33.109	21.838	38.732	237.4
10	2:06.115	32.449	33.183	21.838	38.645	236.3
11	2:05.601	32.392	33.068	21.813	38.328	238.4
12	2:06.149	32.738	33.112	21.873	38.426	238.4
13	2:05.808	32.414	33.049	21.760	38.585	237.9

28 Eric GENE(Jr)
MONLAU MOTORSPORT — CUPRA LEON VZ

Lap	Time	Sector 1	Sector 2	Sector 3	Sector 4	T.Spd
1	2:14.214	38.753	33.981	22.467	39.013	233.8
2	2:05.938	32.519	33.243	21.822	38.354	239.5
3	2:06.709	32.906	33.228	21.953	38.622	235.3
4	2:05.585	32.362	33.003	21.548	38.672	236.8
5	2:06.121	32.392	33.184	21.996	38.549	238.4
6	2:05.998	32.716	32.991	21.769	38.522	236.3

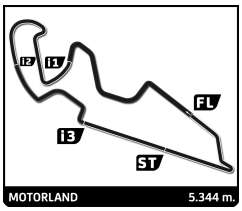

TCR SPAIN
ROUND 2 - MOTORLAND
RACE 1

Sector Analysis

__ Invalidated Lap Personal Best Session Best **B** Crossing the pit lane

Lap	Time	Sector 1	Sector 2	Sector 3	Sector 4	T.Spd
7	2:06.543	32.531	33.116	22.010	38.886	235.3
8	2:06.138	32.383	33.222	21.714	38.819	235.8
9	2:06.410	32.506	33.265	21.775	38.864	234.8
10	2:06.201	32.401	33.225	21.698	38.877	234.3
11	2:06.631	32.697	33.314	21.953	38.667	236.3
12	2:06.233	32.478	33.225	21.918	38.612	236.3
13	2:06.452	32.675	33.238	21.616	38.923	235.8

33 Samuel CHALIGNE(M)
TEAM CLAIRET SPORT — CUPRA LEON VZ

Lap	Time	Sector 1	Sector 2	Sector 3	Sector 4	T.Spd
1	2:23.873	42.667	36.370	24.491	40.345	235.3
2	2:13.225	34.919	35.014	23.385	39.907	233.8
3	2:10.860	34.006	34.630	22.821	39.403	234.8
4	2:11.604	34.340	34.650	22.956	39.658	234.3
5	2:11.315	34.282	34.639	22.980	39.414	235.8
6	2:10.993	33.996	34.581	22.848	39.568	234.8
7	2:09.582	33.733	34.012	22.534	39.303	235.8
8	2:09.499	33.471	34.164	22.352	39.512	233.3
9	2:09.572	33.367	34.276	22.428	39.501	233.3
10	2:10.442	33.690	34.518	22.622	39.612	234.3
11	2:10.924	33.823	34.573	23.033	39.495	235.8
12	2:11.451	34.020	34.608	23.068	39.755	234.3
13	2:10.242	33.661	34.611	22.623	39.347	235.8

41 Rene POVLSEN(M)
TPR MOTORSPORT — HONDA CIVIC FL5 TCR

Lap	Time	Sector 1	Sector 2	Sector 3	Sector 4	T.Spd
1	2:18.886	41.266	34.898	23.123	39.599	237.9
2	2:09.733	33.904	34.617	22.443	38.769	237.9
3	2:12.486	33.740	34.692	23.578	40.476	236.3
4	2:11.314	33.818	34.021	24.116	39.359	237.4
5	2:08.722	33.530	34.101	22.133	38.958	237.9
6	2:09.412	33.569	34.409	22.438	38.996	238.9
7	2:09.362	33.720	34.121	22.286	39.235	238.4
8	2:09.311	33.416	34.189	22.348	39.358	237.4
9	2:08.166	33.254	33.848	22.060	39.004	237.9
10	2:08.464	33.295	33.897	22.366	38.906	237.9
11	2:07.742	33.174	33.822	22.151	38.595	238.9
12	2:09.201	33.467	33.888	22.148	39.698	238.9
13	2:08.356	33.988	33.683	22.109	38.576	237.9

44 Veenesh SHUNKER(M)
TEAM CLAIRET SPORT — AUDI RS3 LMS TCR

Lap	Time	Sector 1	Sector 2	Sector 3	Sector 4	T.Spd
1	2:21.920	44.360	34.792	23.311	39.457	236.8
2	2:08.858	34.156	33.623	22.277	38.802	239.5
3	2:10.678	33.361	33.736	23.309	40.272	237.4
4	2:10.302	33.807	33.852	23.474	39.169	236.3
5	2:08.677	33.416	33.931	22.481	38.849	237.4
6	2:09.720	33.945	34.094	22.631	39.050	236.8
7	2:09.090	33.708	33.772	22.368	39.242	236.3
8	2:09.117	33.672	33.979	22.553	38.913	235.8
9	2:08.594	33.239	33.721	22.409	39.225	235.3
10	2:08.250	33.282	33.655	22.210	39.103	235.3
11	2:08.068	33.035	33.699	22.513	38.821	237.9
12	2:09.775	33.276	33.969	22.137	40.393	236.8
13	2:09.044	34.022	33.974	22.647	38.401	238.9

45 Victor FERNANDEZ(M)
AUTO CLUB RC2 VALLES — HONDA CIVIC FL5 TCR

Lap	Time	Sector 1	Sector 2	Sector 3	Sector 4	T.Spd
1	2:20.628	43.032	35.207	22.987	39.402	236.3
2	2:08.947	34.048	33.899	22.276	38.724	238.9
3	2:10.699	33.408	34.103	23.800	39.388	237.9
4	2:07.651	33.405	33.252	22.081	38.913	236.3
5	2:06.773	33.111	33.118	22.066	38.478	238.4
6	2:06.702	33.054	33.282	21.995	38.371	237.4
7	2:07.541	33.229	33.240	21.712	39.360	233.8
8	2:07.403	33.375	33.303	21.842	38.883	237.4
9	2:07.401	32.861	33.421	22.102	39.017	237.9
10	2:07.149	32.971	33.174	21.859	39.145	238.9
11	2:06.956	33.149	33.125	22.259	38.423	239.5
12	2:07.178	32.930	33.397	21.830	39.021	237.9
13	2:07.497	33.339	33.416	22.043	38.699	237.4

81 Erik ZABALA(Jr)
MONLAU MOTORSPORT — CUPRA LEON VZ

Lap	Time	Sector 1	Sector 2	Sector 3	Sector 4	T.Spd
1	2:11.642	37.038	33.932	22.067	38.605	237.9
2	2:06.056	32.497	33.301	21.966	38.292	238.9
3	2:06.176	32.638	33.037	21.859	38.642	237.4
4	2:06.150	32.377	33.168	21.723	38.882	237.4
5	2:08.773	32.739	34.059	22.484	39.491	236.3
6	2:08.161	33.110	33.625	22.131	39.295	237.4
7	2:09.143	33.617	33.892	22.460	39.174	235.8
8	2:20.122 **B**	34.249	33.997	22.512	49.364	233.8

117 Guillaume SAVOLDELLI(M)
TEAM CLAIRET SPORT — AUDI RS3 LMS TCR

Lap	Time	Sector 1	Sector 2	Sector 3	Sector 4	T.Spd
1	2:15.764	40.128	34.240	22.579	38.817	238.9
2	2:07.904	33.147	33.677	22.351	38.729	240.0
3	2:07.243	32.960	33.457	22.236	38.590	238.9
4	2:07.604	33.190	33.647	22.167	38.600	239.5
5	2:06.801	32.858	33.447	22.054	38.442	240.5
6	2:07.065	33.250	33.284	22.042	38.489	240.0
7	2:07.627	33.099	33.580	22.385	38.563	239.5
8	2:07.652	33.096	33.580	22.177	38.799	239.5
9	2:07.334	32.985	33.510	22.064	38.775	239.5
10	2:07.763	33.216	33.518	22.177	38.852	237.9
11	2:07.778	33.070	33.619	22.161	38.928	238.4
12	2:07.768	33.087	33.540	22.281	38.860	238.9
13	2:07.939	33.134	33.912	22.301	38.592	239.5

237 Sten-Dorian PIIRIMAGI
ALM MOTORSPORT — HONDA CIVIC FL5 TCR

Lap	Time	Sector 1	Sector 2	Sector 3	Sector 4	T.Spd
1	2:14.707	38.064	34.224	23.357	39.062	238.4
2	2:07.546	33.004	33.524	22.323	38.695	238.9
3	2:06.605	32.626	33.229	22.055	38.695	238.4
4	2:07.143	33.254	33.187	21.967	38.735	237.4
5	2:06.572	32.872	33.269	21.894	38.537	237.4
6	2:06.047	32.341	33.123	21.846	38.737	238.4
7	2:07.828	32.540	33.618	22.506	39.164	238.9
8	2:07.098	33.338	33.298	21.745	38.717	236.8
9	2:06.495	32.490	33.275	21.854	38.876	236.3
10	2:05.868	32.500	33.183	21.790	38.395	236.8
11	2:06.469	32.555	33.356	21.980	38.578	238.4

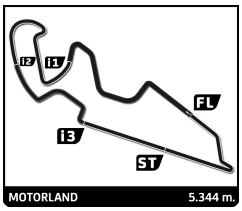

TCR SPAIN
ROUND 2 - MOTORLAND
RACE 1

Sector Analysis

__ Invalidated Lap Personal Best Session Best **B** Crossing the pit lane

Lap	Time	Sector 1	Sector 2	Sector 3	Sector 4	T.Spd	Lap	Time	Sector 1	Sector 2	Sector 3	Sector 4	T.Spd
12	2:06.038	32.446	33.166	21.876	38.550	238.9							
13	2:06.660	32.511	33.378	21.999	38.772	238.4							

246 **Jenson BRICKLEY(Jr)**

MONLAU MOTORSPORT — CUPRA LEON VZ

1	2:11.125	36.645	33.942	22.009	38.529	238.4
2	2:05.778	32.710	33.137	21.752	38.179	238.9
3	2:05.617	32.296	33.102	21.739	38.480	238.4
4	2:05.937	32.648	33.099	21.712	38.478	238.9
5	2:05.988	32.615	33.142	21.917	38.314	238.9
6	2:05.757	32.396	33.235	21.948	38.178	238.9
7	2:06.047	32.480	33.358	21.936	38.273	239.5
8	2:06.121	32.402	33.295	22.013	38.411	238.4
9	2:05.980	32.432	33.111	21.947	38.490	239.5
10	2:06.479	32.493	33.312	22.067	38.607	237.9
11	2:06.405	32.601	33.354	21.979	38.471	239.5
12	2:05.897	32.581	33.120	22.049	38.147	239.5
13	2:06.051	32.435	33.367	21.911	38.338	238.4

777 **Mike HALDER**

TPR MOTORSPORT — HONDA CIVIC FL5 TCR

1	2:10.420	36.627	33.426	21.806	38.561	237.4
2	2:05.817	32.602	33.194	21.689	38.332	238.4
3	2:05.749	32.519	33.036	21.755	38.439	237.9
4	2:05.900	32.444	33.232	21.672	38.552	236.8
5	2:05.968	32.713	33.154	21.737	38.364	237.9
6	2:05.805	32.614	33.238	21.606	38.347	237.9
7	2:05.981	32.595	33.270	21.704	38.412	237.9
8	2:06.013	32.507	33.160	21.806	38.540	237.9
9	2:05.943	32.500	33.163	21.823	38.457	238.4
10	2:06.254	32.615	33.324	21.797	38.518	237.4
11	2:05.704	32.450	33.177	21.755	38.322	238.9
12	2:06.305	32.855	33.126	21.843	38.481	238.9
13	2:05.680	32.571	33.195	21.698	38.216	238.4

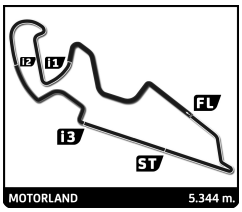

TCR SPAIN
ROUND 2 - MOTORLAND
RACE 1

Flag Analysis

	Flag	Time
	GREEN FLAG	10:17:43.508
	CHEQUERED FLAG	10:45:04.410

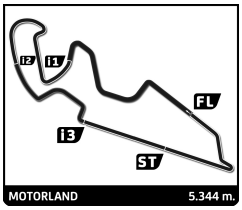

TCR SPAIN
ROUND 2 - MOTORLAND
RACE 1

Provisional Race Director Report

Hour	Flag	Message
10:03:06		PIT LANE OPPE
10:03:11		PIT LANE OPPEN
10:21:26		UNDER INVESTIGATION #45 POSIBLE JUMP START
10:22:50		AVISO TRACK LIMITS # 41 #18 #81 AT TURN 10
10:23:19		AVISO TRACK LIMITS # 44 #18 #81 #237 AT TURN 9
10:23:35		AVISO TRACK LIMITS #777 AT TURN 5
10:24:32		WARNING FLAG TRACK LIMITS #81 AT TURN 9 1 seg PENALTY
10:25:06		WARNING FLAG TRACK LIMITS #44 #5 AT TURN 9
10:25:38		WARNING FLAG TRACK LIMITS #33 AT TURN 5
10:27:50		WARNING FLAG TRACK LIMITS #117 #19 #45 #33 #27 #777 AT TURN 9
10:28:05		WARNING FLAG TRACK LIMITS #237 AT TURN 5
10:28:31		WARNING FLAG TRACK LIMITS #20 #45 #27 #81
10:28:57		WARNING FLAG TRACK LIMITS #33 #117 #237, 1 SEG PENALTY
10:29:26		WARNING FLAG TRACK LIMITS #81, 4 SEG PENALTY
10:29:51		WARNING FLAG TRACK LIMITS #117 #237
10:30:19		#45 5 segundos PENALY POR JUMP START
10:30:57		TRACK LIMIT #27 #45 1 SEG. PENALTY
10:31:12		TRACK LIMIT #44 #41 #5
10:32:11		TRACK LIMIT #44 1 SEG PENALTY
10:32:39		TRACK LIMIT #45 #22 4 SEG PENALTY
10:33:09		TRACK LIMIT #20 #19 #12
10:34:22		TRACK LIMIT #237
10:35:18		TRACK LIMIT #237 #33, 4SEG PENALTY
10:35:47		TRACK LIMIT #19, 1SEG PENALTY
10:36:38		TRACK LIMIT #20, 1SEG PENALTY
10:36:50		TRACK LIMIT #44, 4SEG PENALTY
10:37:06		TRACK LIMIT #44, 5 SEG PENALTY
10:40:45		TRACK LIMIT #3, 5 SEG PENALTY
10:40:53		TRACK LIMIT #33, 5 SEG PENALTY
10:41:15		TRACK LIMIT #44, 5 SEG PENALTY
10:41:58		TRACK LIMIT #19, 4 SEG PENALTY
10:42:39		TRACK LIMIT #27 #237, 5 SEG PENALTY
10:45:06		BANDERA A CUADROS

Published at: ..**10:55**.....

Race Director:	**Timekeeper:**
Maxi GUERRERO	Alberto ESTÉBANEZ

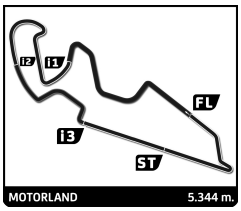

ROUND 2 - MOTORLAND

TCR SPAIN

RACE 1

Weather Report

Air Temperature

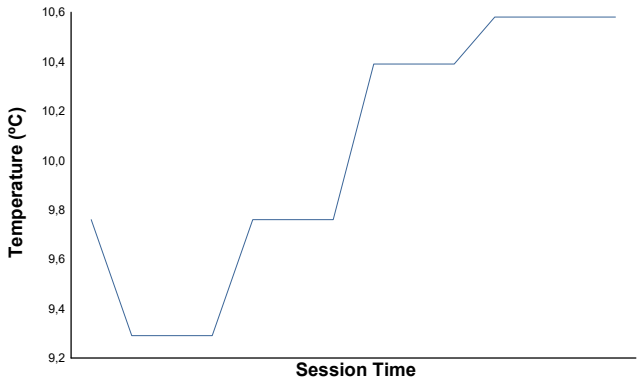

Track Temperature

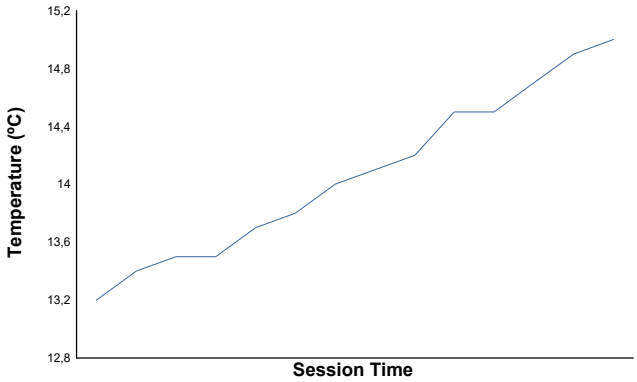

Humidity

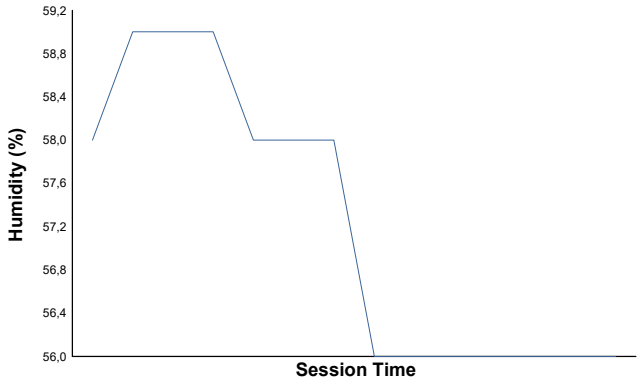

Pressure

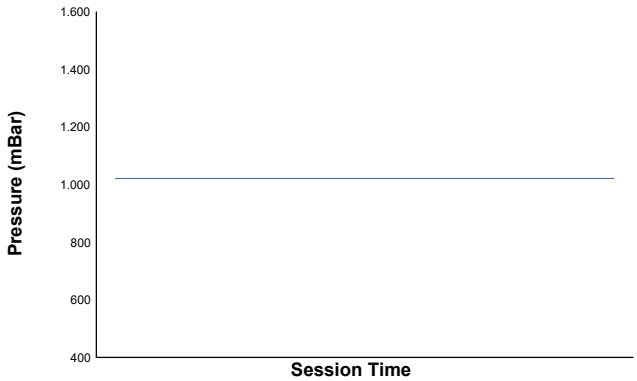

Wind Speed

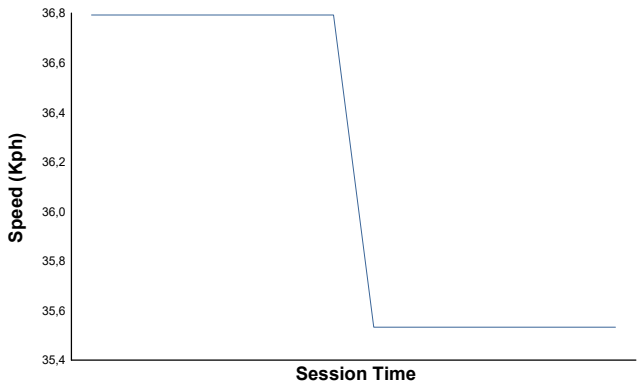

Wind Direction

North=0º/360º East=90º South=180º West=270º

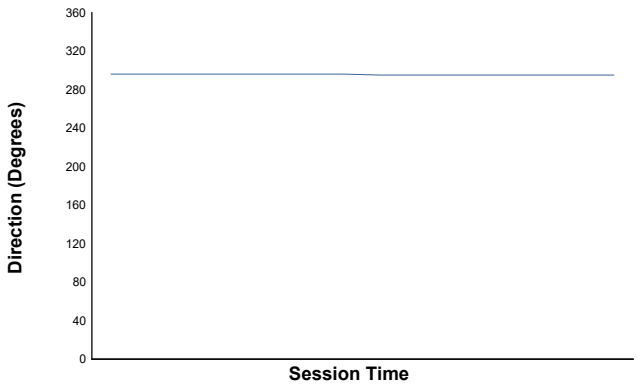

Track Status: **DRY**

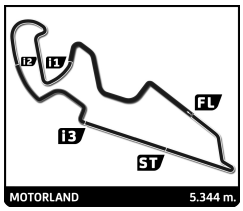

Track Limits Analysis

No	Driver	Team	T.L. Nr	Camera	Lap	Time

Total Infractions:

TOTAL TRACK LIMITS:

Published at: XX:XX 10:55

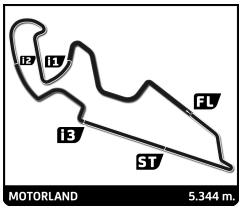

TCR SPAIN
ROUND 2 - MOTORLAND
RACE 2 (25 Minutes +1 Lap)

Final Starting Grid

	Veenesh SHUNKER(M)	TEAM CLAIRET SPORT	44	- 9 -			
					5	ALM MOTORSPORT	2:13.215 Demir EROGE(M)
2:10.439	Samuel CHALIGNE(M)	TEAM CLAIRET SPORT	33	- 8 -			
					41	TPR MOTORSPORT	2:08.550 Rene POVLSEN(M)
2:08.466	Igor URIEN	TEAM VRT	9	- 7 -			
					20	TEAM CLAIRET SPORT	2:06.967 Sebastien THOME
2:06.677	Eric GENE(Jr)	MONLAU MOTORSPORT	28	- 6 -			
					777	TPR MOTORSPORT	2:04.902 Mike HALDER
2:04.907	Jenson BRICKLEY(Jr)	MONLAU MOTORSPORT	246	- 5 -			
					27	ALM MOTORSPORT	2:05.376 Ruben VOLT(Jr)
2:05.445	Erik ZABALA(Jr)	MONLAU MOTORSPORT	81	- 4 -			
					19	AUTO CLUB RC2 VALLES	2:05.569 Felipe FERNANDEZ
2:05.781	Michael MARKUSSEN	MARKUSSEN RACING	18	- 3 -			
					12	AUTO CLUB RC2 VALLES	2:06.047 Ruben FERNANDEZ(M)
2:06.054	Sten-Dorian PIIRIMAGI	ALM MOTORSPORT	237	- 2 -			
					45	AUTO CLUB RC2 VALLES	2:06.161 Victor FERNANDEZ(M)
2:06.555	Guillaume SAVOLDELLI(M)	TEAM CLAIRET SPORT	117	- 1 -			

Pole

Published at: XX:XX

Stewards:
Fidel GARCÍA Adrián MAUREL Victor LASMARIAS

Timekeeper:
Alberto ESTÉBANEZ

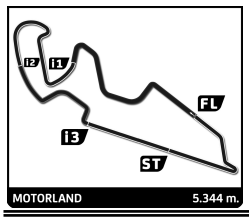

TCR SPAIN

ROUND 2 - MOTORLAND

RACE 2 (25 Minutes +1 Lap)

Final Classification

	No	Driver	Nat	Team	Car	Cl.	Laps	Total Time	Gap	Kph	Best Lap Lap	Best Lap Time	Best Lap Kph
1	237	Sten-Dorian PIIRIMAGI		ALM MOTORSPORT	HONDA CIVIC FL5 TCR	TCR	11	**29:07.562**	-	121.1	2	**2:06.091**	152.6
2	777	Mike HALDER		TPR MOTORSPORT	HONDA CIVIC FL5 TCR	TCR	11	**29:09.539**	+1.977	121.0	3	**2:06.737**	151.8
3	19	Felipe FERNANDEZ		AUTO CLUB RC2 VALLES	HONDA CIVIC FL5 TCR	TCR	11	**29:10.027**	+2.465	120.9	2	**2:06.539**	152.0
4	28	Eric GENE(Jr)		MONLAU MOTORSPORT	CUPRA LEON VZ	TCR	11	**29:12.401**	+4.839	120.8	3	**2:06.535**	152.0
5	12	Ruben FERNANDEZ(M)		AUTO CLUB RC2 VALLES	HONDA CIVIC FL5 TCR	TCR	11	**29:13.459**	+5.897	120.7	3	**2:06.800**	151.7
6	18	Michael MARKUSSEN		MARKUSSEN RACING	HONDA CIVIC FL5 TCR	TCR	11	**29:13.815**	+6.253	120.7	11	**2:07.403**	151.0
7	246	Jenson BRICKLEY(Jr)		MONLAU MOTORSPORT	CUPRA LEON VZ	TCR	11	**29:14.703**	+7.141	120.6	3	**2:06.980**	151.5
8	81	Erik ZABALA(Jr)		MONLAU MOTORSPORT	CUPRA LEON VZ	TCR	11	**29:15.525**	+7.963	120.5	3	**2:06.789**	151.7
9	117	Guillaume SAVOLDELLI(M)		TEAM CLAIRET SPORT	AUDI RS3 LMS TCR	TCR	11	**29:18.347**	+10.785	120.4	3	**2:07.882**	150.4
10	45	Victor FERNANDEZ(M)		AUTO CLUB RC2 VALLES	HONDA CIVIC FL5 TCR	TCR	11	**29:18.787**	+11.225	120.3	3	**2:07.737**	150.6
11	27	Ruben VOLT(Jr)		ALM MOTORSPORT	HONDA CIVIC FL5 TCR	TCR	11	**29:22.007**	+14.445	120.1	3	**2:06.799**	151.7
12	41	Rene POVLSEN(M)		TPR MOTORSPORT	HONDA CIVIC FL5 TCR	TCR	11	**29:22.296**	+14.734	120.1	2	**2:09.087**	149.0
13	9	Igor URIEN		TEAM VRT	AUDI RS3 LMS TCR	TCR	11	**29:27.661**	+20.099	119.7	10	**2:08.812**	149.4
14	44	Veenesh SHUNKER(M)		TEAM CLAIRET SPORT	AUDI RS3 LMS TCR	TCR	11	**29:28.632**	+21.070	119.7	11	**2:10.724**	147.2
15	33	Samuel CHALIGNE(M)		TEAM CLAIRET SPORT	CUPRA LEON VZ	TCR	11	**29:50.072**	+42.510	118.2	3	**2:10.764**	147.1
Not classified													
	20	Sebastien THOME		TEAM CLAIRET SPORT	AUDI RS3 LMS TCR	TCR	6	**15:32.442**			3	**2:08.825**	149.3
	5	Demir EROGE(M)		ALM MOTORSPORT	HONDA CIVIC FL5 TCR	TCR	3	**6:40.053**			2	**2:10.127**	147.8

Pole Position:				
Fastest Lap:	Lap2	Sten-Dorian PIIRIMAGI	**2:06.091**	152.6 Kph

COCHES #18, #19, #27, #45 & #117 - PENALIZACIÓN DE 1 SEGUNDO DEBIDO A TRACK LIMITS
COCHES #33, #44, #81 & #777 - PENALIZACIÓN DE 1 + 4 SEGUNDOS DEBIDO A TRACK LIMITS
COCHE #9 - PENALIZACIÓN DE 1 + 4 + 5 SEGUNDOS DEBIDO A TRACK LIMITS
COCHE #27 - PENALIZACIÓN DE 5 SEGUNDOS - DECISIÓN COMISARIOS DEPORTIVOS Nº29
COCHE #27 - PENALIZACIÓN DE 5 SEGUNDOS - DECISIÓN COMISARIOS DEPORTIVOS Nº31
COCHE #777 - PENALIZACIÓN DE 4 SEGUNDOS REVOCADA - DECISIÓN COMISARIOS DEPORTIVOS Nº32
COCHES #18 & #27 - PENALIZACIÓN DE 1 SEGUNDO REVOCADA - DECISIÓN COMISARIOS DEPORTIVOS Nº33 y Nº34

Published at: XX:**18:45**

Track Status: **DRY**

Stewards:
Fidel GARCÍA Adrián MAUREL Victor LASMARIAS

Timekeeper:
Alberto ESTÉBANEZ

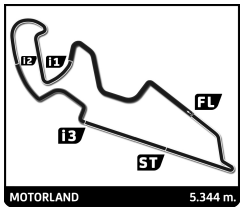

TCR SPAIN
ROUND 2 - MOTORLAND
RACE 2

Best Sector Times

	Sector 1			Sector 2			Sector 3			Sector 4							
Pos	No	Driver	Time	No	Driver	Time	No	Driver	Time	No	Driver	Time	Pos	No	Ideal Lap	Best Lap	
1	237	S.PIIRIMAGI	32.422	19	F.FERNANDEZ	33.134	28	E.GENE(Jr)	21.686	777	M.HALDER	38.393	1	237	2:05.995	2:06.091	(1)
2	19	F.FERNANDEZ	32.691	237	S.PIIRIMAGI	33.218	777	M.HALDER	21.784	246	J.BRICKLEY(Jr)	38.395	2	19	2:06.289	2:06.539	(3)
3	28	E.GENE(Jr)	32.772	81	E.ZABALA(Jr)	33.269	19	F.FERNANDEZ	21.797	81	E.ZABALA(Jr)	38.407	3	777	2:06.449	2:06.737	(4)
4	246	J.BRICKLEY(Jr)	32.787	12	R.FERNANDEZ(M)	33.334	18	M.MARKUSSEN	21.800	237	S.PIIRIMAGI	38.514	4	28	2:06.535	2:06.535	(2)
5	27	R.VOLT(Jr)	32.830	18	M.MARKUSSEN	33.335	237	S.PIIRIMAGI	21.841	20	S.THOME	38.554	5	18	2:06.634	2:07.403	(9)
6	18	M.MARKUSSEN	32.853	27	R.VOLT(Jr)	33.347	45	V.FERNANDEZ(M)	21.872	12	R.FERNANDEZ(M)	38.585	6	81	2:06.699	2:06.789	(5)
7	12	R.FERNANDEZ(M)	32.874	777	M.HALDER	33.388	27	R.VOLT(Jr)	21.936	41	R.POVLSEN(M)	38.590	7	27	2:06.716	2:06.799	(6)
8	777	M.HALDER	32.884	28	E.GENE(Jr)	33.410	81	E.ZABALA(Jr)	21.954	27	R.VOLT(Jr)	38.603	8	246	2:06.745	2:06.980	(8)
9	45	V.FERNANDEZ(M)	32.932	45	V.FERNANDEZ(M)	33.425	246	J.BRICKLEY(Jr)	21.963	18	M.MARKUSSEN	38.646	9	12	2:06.800	2:06.800	(7)
10	81	E.ZABALA(Jr)	33.069	246	J.BRICKLEY(Jr)	33.600	12	R.FERNANDEZ(M)	22.007	45	V.FERNANDEZ(M)	38.655	10	45	2:06.884	2:07.737	(10)
11	20	S.THOME	33.265	9	I.URIEN	33.665	9	I.URIEN	22.085	19	F.FERNANDEZ	38.667	11	117	2:07.882	2:07.882	(11)
12	117	G.SAVOLDELLI(M)	33.273	117	G.SAVOLDELLI(M)	33.718	44	V.SHUNKER(M)	22.186	28	E.GENE(Jr)	38.667	12	9	2:08.037	2:08.812	(12)
13	9	I.URIEN	33.379	20	S.THOME	34.036	117	G.SAVOLDELLI(M)	22.220	117	G.SAVOLDELLI(M)	38.671	13	20	2:08.107	2:08.825	(13)
14	41	R.POVLSEN(M)	33.498	5	D.EROGE(M)	34.047	20	S.THOME	22.252	9	I.URIEN	38.908	14	41	2:08.688	2:09.087	(14)
15	44	V.SHUNKER(M)	33.652	41	R.POVLSEN(M)	34.143	41	R.POVLSEN(M)	22.457	5	D.EROGE(M)	39.033	15	44	2:09.129	2:10.724	(16)
16	5	D.EROGE(M)	34.061	44	V.SHUNKER(M)	34.220	5	D.EROGE(M)	22.488	44	V.SHUNKER(M)	39.071	16	5	2:09.629	2:10.127	(15)
17	33	S.CHALIGNE(M)	34.075	33	S.CHALIGNE(M)	34.461	33	S.CHALIGNE(M)	22.767	33	S.CHALIGNE(M)	39.395	17	33	2:10.698	2:10.764	(17)

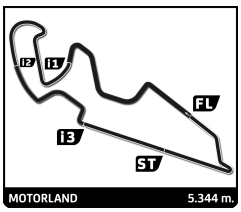

TCR SPAIN
ROUND 2 - MOTORLAND
RACE 2

Best Top Speed

				Top 1		Top 2		Top 3		Top 4		Top 5		
No	**Driver**	**Team**	**Class**	**Kph**	**Lap**	**Kph**	**Lap**	**Kph**	**Lap**	**Kph**	**Lap**	**Kph**	**Lap**	**Avg**
20	Sebastien THOME	TEAM CLAIRET SPORT	TCR	**241.1**	2	238.9	3	233.3	1	162.2	5	133.3	6	201,8
117	Guillaume SAVOLDELLI(M)	TEAM CLAIRET SPORT	TCR	**240.0**	1	237.9	2	237.9	3	237.9	10	236.3	11	238,0
777	Mike HALDER	TPR MOTORSPORT	TCR	**239.5**	3	238.4	1	238.4	2	237.4	10	235.8	11	237,9
41	Rene POVLSEN(M)	TPR MOTORSPORT	TCR	**238.9**	2	237.9	1	237.4	10	236.8	3	236.3	11	237,5
45	Victor FERNANDEZ(M)	AUTO CLUB RC2 VALLES	TCR	**238.9**	2	237.4	3	236.8	10	235.8	1	235.3	11	236,8
246	Jenson BRICKLEY(Jr)	MONLAU MOTORSPORT	TCR	**238.9**	2	238.9	1	237.9	3	237.9	11	236.8	10	238,1
12	Ruben FERNANDEZ(M)	AUTO CLUB RC2 VALLES	TCR	**238.4**	3	238.4	2	237.4	10	237.4	11	231.8	1	236,7
28	Eric GENE(Jr)	MONLAU MOTORSPORT	TCR	**238.4**	3	236.8	1	236.3	11	235.8	2	235.3	10	236,5
81	Erik ZABALA(Jr)	MONLAU MOTORSPORT	TCR	**238.4**	10	238.4	1	238.4	3	237.4	2	235.8	11	237,7
18	Michael MARKUSSEN	MARKUSSEN RACING	TCR	**237.4**	11	236.8	10	236.3	3	234.8	2	224.5	1	234,0
44	Veenesh SHUNKER(M)	TEAM CLAIRET SPORT	TCR	**237.4**	2	236.8	3	236.8	10	235.8	1	235.8	11	236,5
27	Ruben VOLT(Jr)	ALM MOTORSPORT	TCR	**236.8**	11	236.8	2	236.8	3	235.8	1	235.8	10	236,4
9	Igor URIEN	TEAM VRT	TCR	**236.3**	10	235.3	2	234.3	1	234.3	3	233.8	11	234,8
237	Sten-Dorian PIIRIMAGI	ALM MOTORSPORT	TCR	**236.3**	3	235.8	2	235.8	11	235.3	10	234.8	1	235,6
19	Felipe FERNANDEZ	AUTO CLUB RC2 VALLES	TCR	**235.8**	11	235.8	3	234.8	2	234.3	1	233.3	10	234,8
5	Demir EROGE(M)	ALM MOTORSPORT	TCR	**234.8**	2	234.8	3	233.3	1					234,3
33	Samuel CHALIGNE(M)	TEAM CLAIRET SPORT	TCR	**234.8**	2	234.3	1	234.3	3	233.8	10	233.3	11	234,1

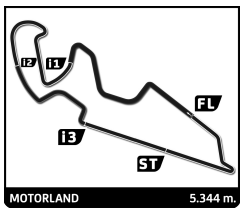

TCR SPAIN
ROUND 2 - MOTORLAND
RACE 2

Lap Chart

No	Pos	Grid	Lap 1	2	3	4	5	6	7	8	9	10	11
117	**1**	117	237	237	237	237	237	237	237	237	237	237	237
45	**2**	45	19	19	19	19	19	19	19	19	19	777	777
237	**3**	237	27	27	27	27	27	27	777	777	777	19	19
12	**4**	12	81	81	81	777	777	777	27	27	27	81	81
18	**5**	18	12	777	777	246	246	246	81	81	81	27	27
19	**6**	19	777	246	246	81	81	81	246	246	246	28	28
81	**7**	81	18	12	12	12	12	12	28	28	28	12	12
27	**8**	27	246	28	28	28	28	28	18	18	18	18	18
246	**9**	246	117	18	18	18	18	18	12	12	12	246	246
777	**10**	777	28	117	117	117	117	117	117	117	117	117	117
28	**11**	28	9	9	9	9	9	9	9	9	9	9	9
20	**12**	20	41	41	20	20	20	20	45	45	45	45	45
9	**13**	9	20	20	41	45	45	45	41	41	41	41	41
41	**14**	41	5	5	45	41	41	41	44	44	44	44	44
33	**15**	33	44	45	5	44	44	44	33	33	33	33	33
5	**16**	5	45	44	44	33	33	33					
44	**17**	44	33	33	33								

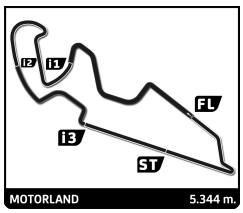

TCR SPAIN
ROUND 2 - MOTORLAND
RACE 2

Fastest Lap Sequence

Elapsed	No	Driver	Team	Car	Class	Time	Kph	Lap
4:17.125	237	Sten-Dorian PIIRIMAGI	ALM MOTORSPORT	HONDA CIVIC FL5 TCR	TCR	**2:06.091**	152.6	2

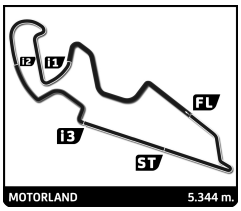

TCR SPAIN
ROUND 2 - MOTORLAND
RACE 2

Analysis by lap

Lapped

Lap 1

No	Lap Time	Gap
237	2:11.034	0.000
19	2:12.909	1.875
27	2:13.669	2.635
81	2:13.929	2.895
12	2:14.164	3.130
777	2:14.391	3.357
18	2:14.525	3.491
246	2:14.584	3.550
117	2:14.959	3.925
28	2:15.221	4.187
9	2:17.181	6.147
41	2:17.825	6.791
20	2:18.247	7.213
5	2:19.890	8.856
44	2:21.456	10.422
45	2:21.677	10.643
33	2:23.504	12.470

Lap 2

No	Lap Time	Gap
237	2:06.091	
19	2:06.539	2.323
27	2:07.524	4.068
81	2:07.457	4.261
777	2:07.411	4.677
246	2:07.922	5.381
12	2:09.197	6.236
28	2:08.813	6.909
18	2:09.910	7.310
117	2:10.006	7.840
9	2:09.278	9.334
41	2:09.087	9.787
20	2:09.106	10.228
5	2:10.127	12.892
45	2:08.825	13.377
44	2:11.212	15.543
33	2:11.791	18.170

Lap 3

No	Lap Time	Gap
237	2:06.782	
19	2:06.610	2.151
27	2:06.799	4.085
81	2:06.789	4.268
777	2:06.737	4.632
246	2:06.980	5.579
12	2:06.800	6.254
28	2:06.535	6.662
18	2:07.254	7.782
117	2:07.882	8.940
9	2:08.175	10.727
20	2:08.825	12.271
41	2:09.514	12.519
45	2:07.737	14.332
5	2:10.036	16.146
44	2:08.883	17.644
33	2:10.764	22.152

Lap 4

No	Lap Time	Gap
237	2:15.474	
19	2:16.272	2.949
27	2:20.415	9.026
777	2:21.801	10.959
246	2:21.900	12.005
81	2:23.451	12.245
12	2:23.445	14.225
28	2:23.718	14.906
18	2:22.937	15.245
117	2:23.222	16.688
9	2:22.035	17.288
20	2:22.010	18.807
45	2:21.179	20.037
41	2:23.437	20.482
44	2:19.521	21.691
33	2:16.502	23.180

Lap 5

No	Lap Time	Gap
237	3:23.993	
19	3:22.222	1.178
27	3:17.179	2.212
777	3:16.184	3.150
246	3:16.884	4.896
81	3:16.946	5.198
12	3:15.802	6.034
28	3:16.546	7.459
18	3:16.700	7.952
117	3:16.170	8.865
9	3:16.198	9.493
20	3:15.300	10.114
45	3:14.726	10.770
41	3:15.412	11.901
44	3:14.885	12.583
33	3:14.417	13.604

Lap 6

No	Lap Time	Gap
237	3:24.289	
19	3:23.517	0.406
27	3:22.752	0.675
777	3:22.022	0.883
246	3:20.661	1.268
81	3:20.644	1.553
12	3:20.988	2.733
28	3:19.593	2.763
18	3:19.408	3.071
117	3:19.097	3.673
9	3:19.225	4.429
20	3:18.954	4.779
45	3:18.874	5.355
41	3:18.453	6.065
44	3:18.497	6.791
33	3:18.461	7.776

Lap 7

No	Lap Time	Gap
237	2:27.025	
19	2:28.277	1.658
777	2:29.304	3.162
27	2:30.680	4.330
81	2:30.266	4.794
246	2:32.811	7.054
28	2:31.981	7.719
18	2:32.344	8.390
12	2:33.995	9.703
117	2:35.131	11.779
9	2:34.751	12.155
45	2:34.919	13.249
41	2:35.399	14.439
44	2:35.635	15.401
33	2:36.407	17.158

Lap 8

No	Lap Time	Gap
237	3:20.375	
19	3:20.884	2.167
777	3:19.889	2.676
27	3:19.513	3.468
81	3:20.309	4.728
246	3:19.001	5.680
28	3:19.179	6.523
18	3:19.097	7.112
12	3:19.128	8.456
117	3:18.272	9.676
9	3:18.856	10.636
45	3:18.433	11.307
41	3:18.492	12.556
44	3:18.559	13.585
33	3:17.817	14.600

Lap 9

No	Lap Time	Gap
237	3:38.010	
19	3:36.438	0.595
777	3:36.190	0.856
27	3:36.577	2.035
81	3:35.538	2.256
246	3:35.145	2.815
28	3:34.834	3.347
18	3:34.826	3.928
12	3:33.789	4.235
117	3:33.054	4.720
9	3:33.308	5.934
45	3:33.712	7.009
41	3:34.059	8.605
44	3:33.803	9.378
33	3:34.145	10.735

Lap 10

No	Lap Time	Gap
237	2:07.944	
777	2:07.769	0.681
19	2:08.172	0.823
81	2:08.227	2.539
27	2:08.846	2.937
28	2:07.917	3.320
12	2:08.611	4.902
18	2:09.411	5.395
246	2:10.902	5.773
117	2:09.586	6.362
9	2:08.812	6.802
45	2:08.533	7.598
41	2:10.035	10.696
44	2:10.457	11.891
33	2:13.522	16.313

Lap 11

No	Lap Time	Gap
237	2:06.545	
777	2:06.841	0.977
19	2:07.187	1.465
81	2:06.969	2.963
27	2:08.053	4.445
28	2:08.064	4.839
12	2:07.540	5.897
18	2:07.403	6.253
246	2:07.913	7.141
117	2:09.968	9.785
9	2:09.842	10.099
45	2:09.172	10.225
41	2:10.583	14.734
44	2:10.724	16.070
33	2:12.742	22.510

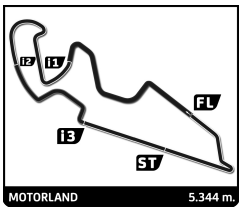

TCR SPAIN
ROUND 2 - MOTORLAND
RACE 2

Sector Analysis

__ Invalidated Lap Personal Best Session Best **B** Crossing the pit lane

5 Demir EROGE(M)
ALM MOTORSPORT — HONDA CIVIC FL5 TCR

Lap	Time	Sector 1	Sector 2	Sector 3	Sector 4	T.Spd
1	2:19.890	42.670	34.897	23.124	39.199	233.3
2	2:10.127	34.061	34.047	22.565	39.454	234.8
3	2:10.036	34.452	34.063	22.488	39.033	234.8

9 Igor URIEN
TEAM VRT — AUDI RS3 LMS TCR

Lap	Time	Sector 1	Sector 2	Sector 3	Sector 4	T.Spd
1	2:17.181	39.833	34.777	23.208	39.363	234.3
2	2:09.278	33.296	34.177	22.731	39.074	235.3
3	2:08.175	33.131	33.665	22.180	39.199	234.3
4	2:22.035	33.214	34.091	22.085	52.645	133.3
5	3:16.198	43.183	54.465	32.563	1:05.987	168.2
6	3:19.225	53.888	51.914	33.616	59.807	130.8
7	2:34.751	33.389	38.686	28.097	54.579	120.7
8	3:18.856	53.721	49.268	31.277	1:04.590	128.4
9	3:33.308	59.378	50.133	38.787	1:05.010	81.4
10	2:08.812	33.379	33.993	22.532	38.908	236.3
11	2:09.842	33.523	34.117	22.928	39.274	233.8

12 Ruben FERNANDEZ(M)
AUTO CLUB RC2 VALLES — HONDA CIVIC FL5 TCR

Lap	Time	Sector 1	Sector 2	Sector 3	Sector 4	T.Spd
1	2:14.164	37.040	33.552	23.480	40.092	231.8
2	2:09.197	34.065	33.962	22.405	38.765	238.4
3	2:06.800	32.874	33.334	22.007	38.585	238.4
4	2:23.445	33.017	33.762	23.243	53.423	140.3
5	3:15.802	42.320	55.055	33.302	1:05.125	139.7
6	3:20.988	53.808	52.029	33.936	1:01.215	112.4
7	2:33.995	34.382	37.724	28.193	53.696	155.8
8	3:19.128	54.134	49.387	31.541	1:04.066	115.9
9	3:33.789	59.334	50.132	39.333	1:04.990	81.2
10	2:08.611	33.332	34.151	22.210	38.918	237.4
11	2:07.540	32.966	33.541	22.220	38.813	237.4

18 Michael MARKUSSEN
MARKUSSEN RACING — HONDA CIVIC FL5 TCR

Lap	Time	Sector 1	Sector 2	Sector 3	Sector 4	T.Spd
1	2:14.525	37.292	33.980	22.794	40.459	224.5
2	2:09.910	34.090	33.838	22.737	39.245	234.8
3	2:07.254	33.181	33.341	21.800	38.932	236.3
4	2:22.937	32.853	33.335	22.466	54.283	138.8
5	3:16.700	42.644	55.156	32.856	1:06.044	175.3
6	3:19.408	53.925	51.814	33.838	59.831	121.3
7	2:32.344	33.871	37.087	28.010	53.376	136.2
8	3:19.097	54.776	48.489	32.128	1:03.704	128.6
9	3:34.826	1:00.185	49.880	39.008	1:05.753	78.6
10	2:09.411	33.208	34.812	22.510	38.881	236.8
11	2:07.403	33.233	33.402	22.122	38.646	237.4

19 Felipe FERNANDEZ
AUTO CLUB RC2 VALLES — HONDA CIVIC FL5 TCR

Lap	Time	Sector 1	Sector 2	Sector 3	Sector 4	T.Spd
1	2:12.909	37.530	34.071	22.231	39.077	234.3
2	2:06.539	32.775	33.134	21.818	38.812	234.8
3	2:06.610	32.691	33.350	21.902	38.667	235.8
4	2:16.272	32.724	33.266	21.797	48.485	199.3
5	3:22.222	49.666	54.037	34.661	1:03.858	108.8
6	3:23.517	54.001	52.311	34.676	1:02.529	101.8
7	2:28.277	33.001	34.832	29.176	51.268	154.3
8	3:20.884	54.907	49.468	32.857	1:03.652	152.8
9	3:36.438	58.943	50.123	40.080	1:07.292	69.9
10	2:08.172	33.191	33.378	21.912	39.691	233.3
11	2:07.187	32.954	33.656	21.897	38.680	235.8

20 Sebastien THOME
TEAM CLAIRET SPORT — AUDI RS3 LMS TCR

Lap	Time	Sector 1	Sector 2	Sector 3	Sector 4	T.Spd
1	2:18.247	39.324	35.159	23.241	40.523	233.3
2	2:09.106	33.820	34.178	22.554	38.554	241.1
3	2:08.825	33.265	34.036	22.252	39.272	238.9
4	2:22.010	33.499	34.533	22.676	51.302	132.2
5	3:15.300	42.239	54.457	32.849	1:05.755	162.2
6	3:18.954	54.163	51.609	33.546	59.636	133.3

27 Ruben VOLT(Jr)
ALM MOTORSPORT — HONDA CIVIC FL5 TCR

Lap	Time	Sector 1	Sector 2	Sector 3	Sector 4	T.Spd
1	2:13.669	37.354	34.432	22.600	39.283	235.8
2	2:07.524	33.514	33.347	22.060	38.603	236.8
3	2:06.799	32.830	33.355	21.936	38.678	236.8
4	2:20.415	34.037	34.153	22.297	49.928	146.1
5	3:17.179	44.315	54.232	34.445	1:04.187	112.7
6	3:22.752	53.762	52.465	34.342	1:02.183	106.4
7	2:30.680	33.901	35.484	29.348	51.947	155.4
8	3:19.513	53.956	49.981	32.348	1:03.228	126.8
9	3:36.577	59.981	50.036	39.546	1:07.014	74.6
10	2:08.846	33.459	33.836	22.123	39.428	235.8
11	2:08.053	33.502	33.797	22.000	38.754	236.8

28 Eric GENE(Jr)
MONLAU MOTORSPORT — CUPRA LEON VZ

Lap	Time	Sector 1	Sector 2	Sector 3	Sector 4	T.Spd
1	2:15.221	38.886	34.946	22.562	38.827	236.8
2	2:08.813	33.866	33.986	21.844	39.117	235.8
3	2:06.535	32.772	33.410	21.686	38.667	238.4
4	2:23.718	33.052	33.708	22.644	54.314	138.8
5	3:16.546	42.225	55.336	32.939	1:06.046	150.2
6	3:19.593	53.507	52.078	33.551	1:00.457	122.7
7	2:31.981	33.362	37.534	27.789	53.296	141.9
8	3:19.179	54.991	48.169	32.398	1:03.621	117.3
9	3:34.834	59.920	49.679	39.485	1:05.750	82.8
10	2:07.917	33.174	34.149	21.910	38.684	235.3
11	2:08.064	33.446	33.711	22.103	38.804	236.3

33 Samuel CHALIGNE(M)
TEAM CLAIRET SPORT — CUPRA LEON VZ

Lap	Time	Sector 1	Sector 2	Sector 3	Sector 4	T.Spd
1	2:23.504	42.958	36.214	24.262	40.070	234.3
2	2:11.791	34.483	34.723	23.126	39.459	234.8
3	2:10.764	34.126	34.461	22.782	39.395	234.3
4	2:16.502	34.075	34.608	23.210	44.609	221.3
5	3:14.417	42.188	54.824	31.192	1:06.213	123.3
6	3:18.461	54.947	51.064	33.521	58.929	148.8
7	2:36.407	36.572	36.624	27.431	55.780	123.9
8	3:17.817	53.131	49.475	30.913	1:04.298	112.7
9	3:34.145	58.962	51.129	38.683	1:05.371	87.9
10	2:13.522	35.480	35.322	22.873	39.847	233.8
11	2:12.742	35.040	34.804	22.767	40.131	233.3

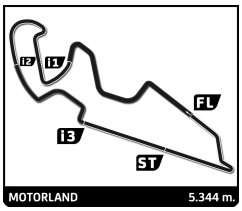

TCR SPAIN
ROUND 2 - MOTORLAND
RACE 2

Sector Analysis

__ Invalidated Lap Personal Best Session Best **B** Crossing the pit lane

41 Rene POVLSEN(M)
TPR MOTORSPORT — HONDA CIVIC FL5 TCR

Lap	Time	Sector 1	Sector 2	Sector 3	Sector 4	T.Spd
1	2:17.825	40.218	34.829	23.300	39.478	237.9
2	2:09.087	33.897	34.143	22.457	38.590	238.9
3	2:09.514	33.498	34.382	22.634	39.000	236.8
4	2:23.437	33.881	34.237	23.713	51.606	131.1
5	3:15.412	42.463	55.022	32.011	1:05.916	126.9
6	3:18.453	54.427	51.294	33.348	59.384	153.4
7	2:35.399	34.509	37.404	27.789	55.697	121.8
8	3:18.492	52.862	49.591	31.526	1:04.513	138.5
9	3:34.059	59.147	50.096	38.882	1:05.934	76.6
10	2:10.035	34.054	34.540	22.617	38.824	237.4
11	2:10.583	34.069	34.567	23.004	38.943	236.3

44 Veenesh SHUNKER(M)
TEAM CLAIRET SPORT — AUDI RS3 LMS TCR

Lap	Time	Sector 1	Sector 2	Sector 3	Sector 4	T.Spd
1	2:21.456	43.317	35.429	23.199	39.511	235.8
2	2:11.212	35.044	34.153	22.687	39.328	237.4
3	2:08.883	33.652	33.740	22.420	39.071	236.8
4	2:19.521	34.664	33.874	22.186	48.797	148.1
5	3:14.885	42.071	54.881	31.895	1:06.038	110.7
6	3:18.497	54.338	51.419	33.648	59.092	146.9
7	2:35.635	35.293	36.737	28.085	55.520	129.2
8	3:18.559	52.840	49.472	31.611	1:04.636	114.6
9	3:33.803	58.933	50.201	38.798	1:05.871	73.2
10	2:10.457	34.249	34.210	22.886	39.112	236.8
11	2:10.724	34.560	34.220	22.748	39.196	235.8

45 Victor FERNANDEZ(M)
AUTO CLUB RC2 VALLES — HONDA CIVIC FL5 TCR

Lap	Time	Sector 1	Sector 2	Sector 3	Sector 4	T.Spd
1	2:21.677	46.602	33.907	22.266	38.902	235.8
2	2:08.825	33.624	33.656	22.044	39.501	238.9
3	2:07.737	33.749	33.461	21.872	38.655	237.4
4	2:21.179	32.932	33.425	22.939	51.883	133.0
5	3:14.726	41.878	55.205	31.917	1:05.726	126.3
6	3:18.874	54.249	51.568	33.435	59.622	138.8
7	2:34.919	33.876	37.791	28.014	55.238	120.1
8	3:18.433	53.202	49.298	31.886	1:04.047	128.1
9	3:33.712	59.323	50.254	38.817	1:05.318	90.8
10	2:08.533	33.401	33.763	22.374	38.995	236.8
11	2:09.172	33.284	33.824	22.895	39.169	235.3

81 Erik ZABALA(Jr)
MONLAU MOTORSPORT — CUPRA LEON VZ

Lap	Time	Sector 1	Sector 2	Sector 3	Sector 4	T.Spd
1	2:13.929	38.001	34.137	22.599	39.192	238.4
2	2:07.457	33.664	33.367	22.019	38.407	237.4
3	2:06.789	33.069	33.269	21.954	38.497	238.4
4	2:23.451	34.172	34.371	22.692	52.216	157.4
5	3:16.946	43.545	55.149	32.982	1:05.270	123.6
6	3:20.644	53.454	52.273	34.017	1:00.900	111.2
7	2:30.266	33.626	35.514	29.251	51.875	151.9
8	3:20.309	54.303	50.093	32.130	1:03.783	134.2
9	3:35.538	59.421	50.320	39.224	1:06.573	75.7
10	2:08.227	33.506	33.876	22.151	38.694	238.4
11	2:06.969	32.795	33.409	22.135	38.630	235.8

117 Guillaume SAVOLDELLI(M)
TEAM CLAIRET SPORT — AUDI RS3 LMS TCR

Lap	Time	Sector 1	Sector 2	Sector 3	Sector 4	T.Spd
1	2:14.959	38.530	34.351	22.933	39.145	240.0
2	2:10.006	33.907	34.833	22.591	38.675	237.9
3	2:07.882	33.273	33.718	22.220	38.671	237.9
4	2:23.222	33.092	33.841	22.263	54.026	142.9
5	3:16.170	42.960	54.823	32.275	1:06.112	173.4
6	3:19.097	53.996	51.740	33.703	59.658	124.4
7	2:35.131	33.926	38.497	27.844	54.864	140.6
8	3:18.272	53.281	49.283	31.250	1:04.458	136.5
9	3:33.054	59.298	49.968	39.247	1:04.541	81.4
10	2:09.586	33.538	34.404	22.619	39.025	237.9
11	2:09.968	33.620	34.231	22.821	39.296	236.3

237 Sten-Dorian PIIRIMAGI
ALM MOTORSPORT — HONDA CIVIC FL5 TCR

Lap	Time	Sector 1	Sector 2	Sector 3	Sector 4	T.Spd
1	2:11.034	36.788	33.555	22.053	38.638	234.8
2	2:06.091	32.422	33.218	21.937	38.514	235.8
3	2:06.782	32.768	33.352	22.040	38.622	236.3
4	2:15.474	32.598	33.262	22.075	47.539	203.8
5	3:23.993	51.870	53.365	35.008	1:03.750	123.4
6	3:24.289	53.575	52.165	35.071	1:03.478	103.5
7	2:27.025	33.129	33.891	29.254	50.751	153.6
8	3:20.375	55.296	49.586	33.276	1:02.217	133.2
9	3:38.010	59.485	50.455	40.601	1:07.469	70.9
10	2:07.944	33.390	33.364	22.192	38.998	235.3
11	2:06.545	32.757	33.355	21.841	38.592	235.8

246 Jenson BRICKLEY(Jr)
MONLAU MOTORSPORT — CUPRA LEON VZ

Lap	Time	Sector 1	Sector 2	Sector 3	Sector 4	T.Spd
1	2:14.584	38.613	35.003	22.495	38.473	238.9
2	2:07.922	33.775	33.686	22.066	38.395	238.9
3	2:06.980	32.787	33.600	21.963	38.630	237.9
4	2:21.900	33.040	34.226	22.365	52.269	138.5
5	3:16.884	42.740	55.024	33.715	1:05.405	121.2
6	3:20.661	52.811	52.176	34.265	1:01.409	114.6
7	2:32.811	34.034	37.502	28.066	53.209	123.3
8	3:19.001	54.616	48.529	31.942	1:03.914	110.3
9	3:35.145	59.493	50.090	39.682	1:05.880	74.4
10	2:10.902	33.499	35.441	23.107	38.855	236.8
11	2:07.913	33.222	33.857	22.360	38.474	237.9

777 Mike HALDER
TPR MOTORSPORT — HONDA CIVIC FL5 TCR

Lap	Time	Sector 1	Sector 2	Sector 3	Sector 4	T.Spd
1	2:14.391	38.927	34.258	22.126	39.080	238.4
2	2:07.411	33.698	33.418	21.902	38.393	238.4
3	2:06.737	32.884	33.388	21.927	38.538	239.5
4	2:21.801	33.696	34.291	22.205	51.609	148.6
5	3:16.184	43.135	54.391	34.232	1:04.426	117.0
6	3:22.022	53.473	52.612	34.303	1:01.634	104.5
7	2:29.304	33.096	34.602	29.694	51.912	153.6
8	3:19.889	54.285	49.661	32.716	1:03.227	124.9
9	3:36.190	59.745	49.574	40.316	1:06.555	72.1
10	2:07.769	33.292	33.712	21.804	38.961	237.4
11	2:06.841	33.020	33.393	21.784	38.644	235.8

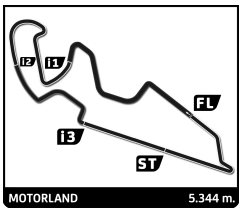

TCR SPAIN
ROUND 2 - MOTORLAND
RACE 2

Flag Analysis

	Flag	Time
	GREEN FLAG	15:54:12.006
	SAFETY CAR	16:02:05.562
	GREEN FLAG	16:09:39.000
	SAFETY CAR	16:10:32.798
	SAFETY CAR	16:17:39.808
	GREEN FLAG	16:19:04.698
	CHEQUERED FLAG	16:23:19.568

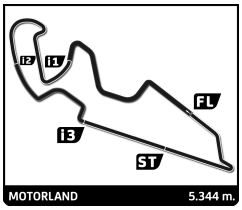

TCR SPAIN
ROUND 2 - MOTORLAND
RACE 2

Provisional Race Director Report

Hour	Flag	Message
15:48:09		SISTEMA AUTOMATICO DE TRACK LIMITIS AKS - ACTIVADO PARA CARRERA 2 TCR SPAIN - CURVAS 1, 5 , 7 Y
15:56:00		INCIDENT TURN 1 UNDER INVESTIGATION
15:56:54		POSIBLE JUMP START #27 #117 UNDER INVESTIGATION
15:57:47		#5 UNDER INVESTIGATION POSICIÓN EN EL CAJON
16:02:05	SF	SAFETY CAR EN PISTA
16:08:14		SAFETY CAR EN ESTA VUELTA
16:10:32	SF	SAFETY CAR EN PISTA
16:12:13		#237 Y #12 UNDER INVESTIGATION AT T%
16:12:38		#237 Y #12 UNDER INVESTIGATION AT T5
16:13:44		#81 Y #24 UNDER INVESTIGATION AT T10 ADELANTAMIENTO FUERA DE LIMITES DE PISTA
16:14:20		#20 UNDER INVESTIGATION AT T3
16:15:19		#246 AT T9 OVERTAKE WITH YELLOW FLAGS
16:17:39	SF	SAFETY CAR EN PISTA
16:17:52		SAFETY CAR EN ESTA VUELTA

Published at: ..**16:30**.....

Race Director:	**Timekeeper:**
Maxi GUERRERO	Alberto ESTÉBANEZ

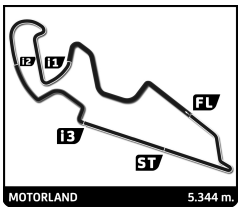

ROUND 2 - MOTORLAND

TCR SPAIN

RACE 2

Weather Report

Air Temperature

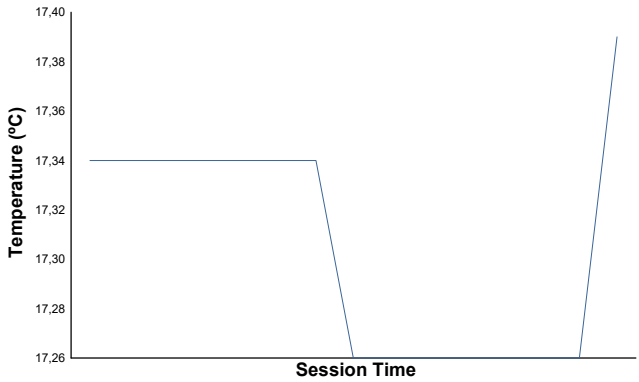

Track Temperature

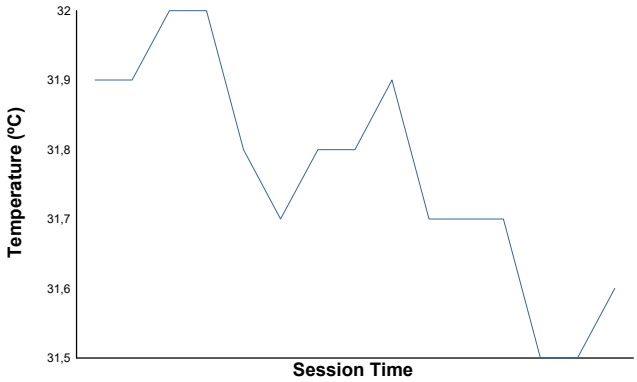

Humidity

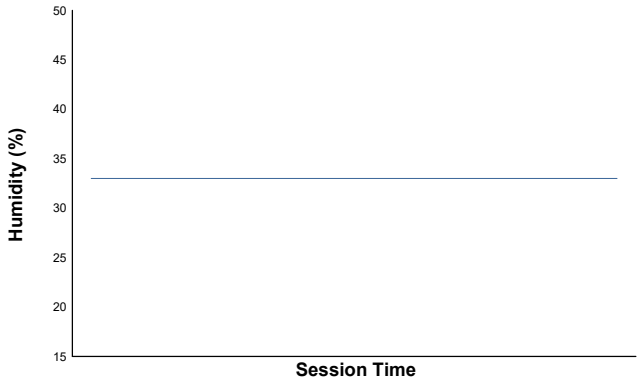

Pressure

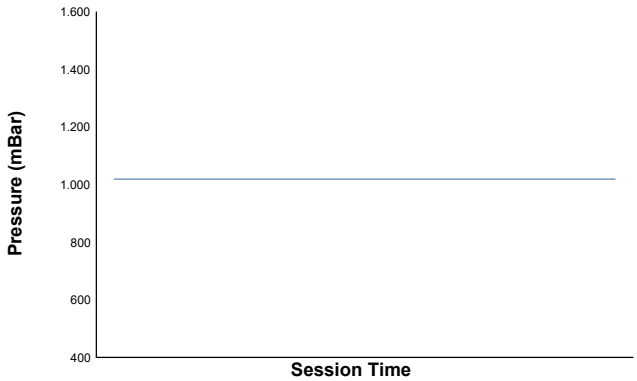

Wind Speed

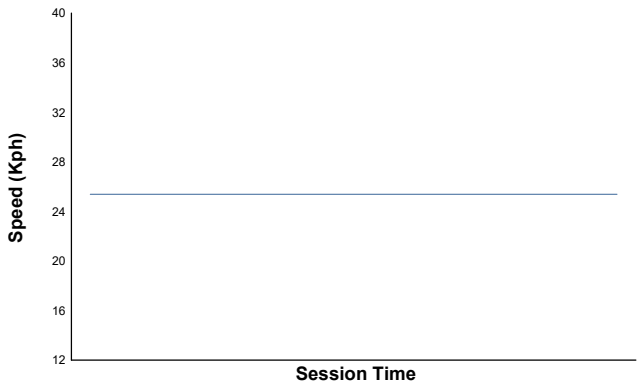

Wind Direction

North=0º/360º East=90º South=180º West=270º

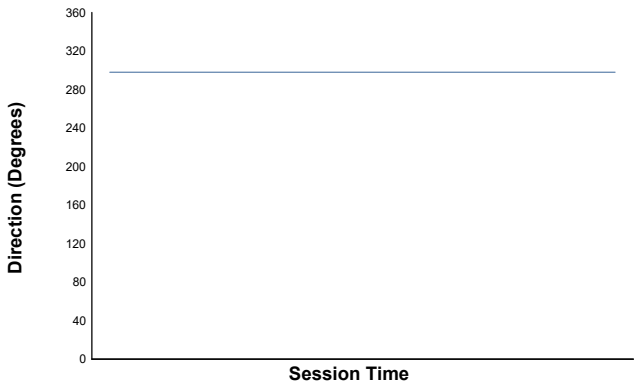

Track Status: **DRY**

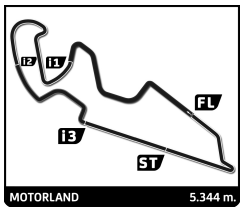

TCR SPAIN
ROUND 2 - MOTORLAND
RACE 2

Track Limits Analysis

No	Driver	Team	T.L. Nr	Camera	Lap	Time
5	Demir EROGE(M)	ALM MOTORSPORT	1	Turn 5	3	15:59:13.689
					Total Infractions:	1
9	Igor URIEN	TEAM VRT	1	Turn 5	2	15:57:00.488
9	Igor URIEN	TEAM VRT	2	Turn 1	3	15:58:48.100
9	Igor URIEN	TEAM VRT	3	Turn 1	4	16:00:56.424
9	Igor URIEN	TEAM VRT	4	Turn 1	11	16:21:30.055
9	Igor URIEN	TEAM VRT	5	Turn 5	11	16:21:51.844
					Total Infractions:	5
12	Ruben FERNANDEZ(M)	AUTO CLUB RC2 VALLES	1	Turn 5	2	15:56:57.720
12	Ruben FERNANDEZ(M)	AUTO CLUB RC2 VALLES	2	Turn 1	7	16:09:52.860
					Total Infractions:	2
18	Michael MARKUSSEN	MARKUSSEN RACING	1	Turn 1	3	15:58:46.162
18	Michael MARKUSSEN	MARKUSSEN RACING	2	Turn 5	7	16:10:13.382
18	Michael MARKUSSEN	MARKUSSEN RACING	3	Turn 9	10	16:20:04.256
					Total Infractions:	3
19	Felipe FERNANDEZ	AUTO CLUB RC2 VALLES	1	Turn 7	10	16:19:48.072
19	Felipe FERNANDEZ	AUTO CLUB RC2 VALLES	2	Turn 1	11	16:21:23.729
19	Felipe FERNANDEZ	AUTO CLUB RC2 VALLES	3	Turn 7	11	16:21:56.065
					Total Infractions:	3
20	Sebastien THOME	TEAM CLAIRET SPORT	1	Turn 1	7	16:09:55.596
					Total Infractions:	1
27	Ruben VOLT(Jr)	ALM MOTORSPORT	1	Turn 1	2	15:56:35.829
27	Ruben VOLT(Jr)	ALM MOTORSPORT	2	Turn 1	4	16:00:49.831
27	Ruben VOLT(Jr)	ALM MOTORSPORT	3	Turn 5	4	16:01:11.238
					Total Infractions:	3
28	Eric GENE(Jr)	MONLAU MOTORSPORT	1	Turn 5	2	15:56:58.720
					Total Infractions:	1
33	Samuel CHALIGNE(M)	TEAM CLAIRET SPORT	1	Turn 1	10	16:19:25.995
33	Samuel CHALIGNE(M)	TEAM CLAIRET SPORT	2	Turn 5	10	16:19:47.586
33	Samuel CHALIGNE(M)	TEAM CLAIRET SPORT	3	Turn 9	10	16:20:14.262
33	Samuel CHALIGNE(M)	TEAM CLAIRET SPORT	4	Turn 1	11	16:21:39.537
					Total Infractions:	4
44	Veenesh SHUNKER(M)	TEAM CLAIRET SPORT	1	Turn 9	2	15:57:30.976
44	Veenesh SHUNKER(M)	TEAM CLAIRET SPORT	2	Turn 9	3	15:59:40.770
44	Veenesh SHUNKER(M)	TEAM CLAIRET SPORT	3	Turn 9	4	16:01:50.298
44	Veenesh SHUNKER(M)	TEAM CLAIRET SPORT	4	Turn 9	10	16:20:10.927
					Total Infractions:	4
45	Victor FERNANDEZ(M)	AUTO CLUB RC2 VALLES	1	Turn 7	2	15:57:15.429
45	Victor FERNANDEZ(M)	AUTO CLUB RC2 VALLES	2	Turn 1	2	15:56:43.299
45	Victor FERNANDEZ(M)	AUTO CLUB RC2 VALLES	3	Turn 9	10	16:20:06.857
					Total Infractions:	3
81	Erik ZABALA(Jr)	MONLAU MOTORSPORT	1	Turn 5	4	16:01:11.238
81	Erik ZABALA(Jr)	MONLAU MOTORSPORT	2	Turn 5	7	16:10:12.714
81	Erik ZABALA(Jr)	MONLAU MOTORSPORT	3	Turn 1	11	16:21:25.464
81	Erik ZABALA(Jr)	MONLAU MOTORSPORT	4	Turn 5	11	16:21:45.436
					Total Infractions:	4
117	Guillaume SAVOLDELLI(M)	TEAM CLAIRET SPORT	1	Turn 5	4	16:01:15.777
117	Guillaume SAVOLDELLI(M)	TEAM CLAIRET SPORT	2	Turn 9	10	16:20:04.256
117	Guillaume SAVOLDELLI(M)	TEAM CLAIRET SPORT	3	Turn 5	11	16:21:51.844
					Total Infractions:	3
246	Jenson BRICKLEY(Jr)	MONLAU MOTORSPORT	1	Turn 1	7	16:09:50.464

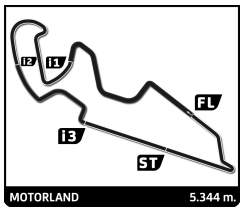

TCR SPAIN
ROUND 2 - MOTORLAND
RACE 2

Track Limits Analysis

No	Driver	Team	T.L. Nr	Camera	Lap	Time
246	Jenson BRICKLEY(Jr)	MONLAU MOTORSPORT	2	Turn 9	10	16:20:04.256
					Total Infractions:	**2**
777	Mike HALDER	TPR MOTORSPORT	1	Turn 1	2	15:56:35.829
777	Mike HALDER	TPR MOTORSPORT	2	Turn 1	7	16:09:50.464
777	Mike HALDER	TPR MOTORSPORT	3	Turn 1	11	16:21:23.729
777	Mike HALDER	TPR MOTORSPORT	4	Turn 5	11	16:21:44.302
					Total Infractions:	**4**

TOTAL TRACK LIMITS: **43**

Published at: XX:XX **16:30**