COPACLIO ESPAÑA

Jarama RACE

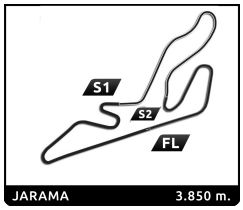

COPA CLIO ESPAÑA
ROUND 1 - JARAMA
Carrera 2

Sector Analysis

__ Invalidated Lap Personal Best Session Best **B** Crossing the pit lane

8 Joaquín RODRIGO(G) — ESP
VRT — RENAULT CLIO CUP V

Lap	Time	Sector 1	Sector 2	Sector 3	T.Spd	Elapsed
1	1:58.371	48.229	38.471	31.671		1:58.371
2	1:52.753	43.466	37.849	31.438	198.5	3:51.124
3	1:52.494	43.426	37.774	31.294	197.4	5:43.618
4	1:51.783	42.913	37.701	31.169	200.0	7:35.401
5	1:52.450	43.069	37.843	31.538	200.4	9:27.851
6	1:52.643	43.449	37.726	31.468	195.7	11:20.494
7	1:52.719	43.602	37.673	31.444	195.3	13:13.213
8	1:52.202	43.232	37.623	31.347	198.9	15:05.415
9	1:52.473	43.266	37.734	31.473	200.4	16:57.888
10	1:53.421	43.691	38.077	31.653	194.9	18:51.309
11	1:52.829	43.536	37.738	31.555	196.7	20:44.138
12	1:53.636	43.754	38.190	31.692	195.3	22:37.774
13	1:53.554	43.748	38.055	31.751	196.4	24:31.328
14	1:53.796	43.922	38.142	31.732	193.9	26:25.124
15	1:53.732	43.672	38.124	31.936	196.0	28:18.856

10 Sergio CASALINS — ESP
GM SPORT — RENAULT CLIO CUP V

Lap	Time	Sector 1	Sector 2	Sector 3	T.Spd	Elapsed
1	1:55.346	46.429	37.810	31.107		1:55.346
2	1:51.037	42.652	37.231	31.154	198.5	3:46.383
3	1:50.721	42.678	37.043	31.000	198.9	5:37.104
4	1:50.709	42.476	37.077	31.156	203.0	7:27.813
5	1:51.019	42.801	37.232	30.986	199.6	9:18.832
6	1:51.286	42.608	37.640	31.038	199.3	11:10.118
7	1:50.885	42.873	37.000	31.012	202.6	13:01.003
8	1:50.517	42.393	37.178	30.946	201.9	14:51.520
9	1:51.160	42.551	37.223	31.386	203.8	16:42.680
10	1:50.719	42.383	37.199	31.137	202.2	18:33.399
11	1:51.657	42.976	37.475	31.206	198.5	20:25.056
12	1:51.662	43.072	37.388	31.202	201.1	22:16.718
13	1:51.863	43.111	37.600	31.152	195.3	24:08.581
14	1:53.479	44.739	37.453	31.287	199.3	26:02.060
15	1:52.018	43.355	37.232	31.431	189.8	27:54.078

14 Marcel KUC(J) — POL
CLIOUNIQ RACING — RENAULT CLIO CUP V

Lap	Time	Sector 1	Sector 2	Sector 3	T.Spd	Elapsed
1	1:53.153	44.695	37.174	31.284		1:53.153
2	1:50.820	42.701	37.066	31.053	197.4	3:43.973
3	1:50.960	42.656	37.165	31.139	199.6	5:34.933
4	1:50.734	42.569	37.061	31.104	199.6	7:25.667
5	1:50.929	42.662	37.229	31.038	201.5	9:16.596
6	1:50.951	42.687	37.182	31.082	198.2	11:07.547
7	1:51.142	42.824	37.200	31.118	198.9	12:58.689
8	1:51.075	42.780	37.247	31.048	201.5	14:49.764
9	1:51.871	43.472	37.272	31.127	197.4	16:41.635
10	1:51.054	42.565	37.363	31.126	200.4	18:32.689
11	1:51.540	43.236	37.270	31.034	201.9	20:24.229
12	1:51.349	43.099	37.236	31.014	203.0	22:15.578
13	1:52.354	43.749	37.371	31.234	201.5	24:07.932
14	1:51.800	43.086	37.255	31.459	194.6	25:59.732
15	1:52.114	43.083	37.670	31.361	194.2	27:51.846

15 David POUGET(G) — FRA
GPA RACING — RENAULT CLIO CUP V

Lap	Time	Sector 1	Sector 2	Sector 3	T.Spd	Elapsed
1	1:50.740	42.945	36.953	30.842		1:50.740
2	1:49.878	41.985	36.970	30.923	196.4	3:40.618
3	1:50.109	42.196	36.943	30.970	196.4	5:30.727
4	1:50.242	42.235	36.994	31.013	197.1	7:20.969
5	1:49.918	42.080	36.866	30.972	196.7	9:10.887
6	1:49.987	42.119	36.922	30.946	197.4	11:00.874
7	1:49.958	42.023	36.895	31.040	197.8	12:50.832
8	1:50.139	42.171	37.017	30.951	197.8	14:40.971
9	1:50.063	42.214	36.964	30.885	198.5	16:31.034
10	1:50.199	42.141	37.022	31.036	198.9	18:21.233
11	1:50.293	42.264	36.927	31.102	197.8	20:11.526
12	1:50.830	42.383	37.606	30.841	197.4	22:02.356
13	1:50.100	42.188	36.936	30.976	198.2	23:52.456
14	1:50.151	42.207	36.887	31.057	197.8	25:42.607
15	1:50.584	42.296	37.124	31.164	197.4	27:33.191

21 Lydia SEMPERE — ESP
MILAN COMPETITION — RENAULT CLIO CUP V

Lap	Time	Sector 1	Sector 2	Sector 3	T.Spd	Elapsed
1	1:57.816	47.469	38.341	32.006		1:57.816
2	1:51.431	42.775	37.572	31.084	201.5	3:49.247
3	1:52.442	43.294	38.110	31.038	201.1	5:41.689
4	1:51.226	42.503	37.429	31.294	200.0	7:32.915
5	1:51.375	42.949	37.415	31.011	200.7	9:24.290
6	1:51.359	42.822	37.423	31.114	202.6	11:15.649
7	1:51.034	42.520	37.351	31.163	200.7	13:06.683
8	1:52.300	42.931	38.163	31.206	203.0	14:58.983
9	1:51.830	42.883	37.908	31.039	197.8	16:50.813
10	1:51.443	42.677	37.350	31.416	202.6	18:42.256
11	1:52.000	42.867	37.677	31.456	205.3	20:34.256
12	1:51.523	42.877	37.439	31.207	203.0	22:25.779
13	1:51.883	42.986	37.537	31.360	204.9	24:17.662
14	1:51.590	42.830	37.644	31.116	203.4	26:09.252
15	1:52.209	43.188	37.688	31.333	204.2	28:01.461

22 Ignacio MENDEZ — ARG
AST COMPETITION — RENAULT CLIO CUP V

Lap	Time	Sector 1	Sector 2	Sector 3	T.Spd	Elapsed
1	1:56.041	46.332	38.365	31.344		1:56.041
2	1:51.286	42.936	37.372	30.978	198.9	3:47.327
3	1:51.503	42.922	37.352	31.229	199.6	5:38.830
4	1:51.118	42.700	37.348	31.070	196.7	7:29.948
5	1:51.984	43.140	37.729	31.115	198.2	9:21.932
6	1:51.439	42.858	37.412	31.169	199.3	11:13.371
7	1:51.779	43.124	37.423	31.232	198.2	13:05.150
8	2:42.876 **B**	43.722	1:12.432	46.722	199.6	15:48.026

23 Mariano ESTEBAN(J) — ESP
MILAN COMPETITION — RENAULT CLIO CUP V

Lap	Time	Sector 1	Sector 2	Sector 3	T.Spd	Elapsed
1	1:53.713	45.003	37.461	31.249		1:53.713
2	1:50.928	42.461	37.174	31.293	200.0	3:44.641
3	1:50.800	42.657	37.051	31.092	197.4	5:35.441
4	1:51.364	42.427	37.034	31.903	200.0	7:26.805
5	1:51.132	42.750	37.306	31.076	198.2	9:17.937
6	1:50.807	42.641	37.115	31.051	198.9	11:08.744
7	1:50.667	42.445	37.100	31.122	200.4	12:59.411
8	1:51.009	42.574	37.350	31.085	200.4	14:50.420
9	1:50.852	42.481	37.181	31.190	201.5	16:41.272
10	1:50.880	42.274	37.442	31.164	201.1	18:32.152

COPACLIO
ESPAÑA

Jarama RACE

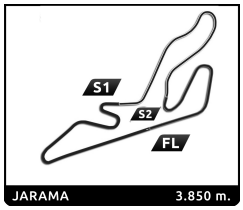

COPA CLIO ESPAÑA
ROUND 1 - JARAMA
Carrera 2

Sector Analysis

__ Invalidated Lap Personal Best Session Best **B** Crossing the pit lane

Lap	Time	Sector 1	Sector 2	Sector 3	T.Spd	Elapsed
11	1:51.489	43.038	37.248	31.203	197.8	20:23.641
12	1:51.534	43.043	37.173	31.318	196.7	22:15.175
13	1:52.412	43.793	37.174	31.445	194.9	24:07.587
14	1:54.660	46.059	37.450	31.151	193.9	26:02.247
15	1:52.043	43.403	37.448	31.192	192.2	27:54.290

34 Luis A.M. LAREDO(G) — ESP
GARAGE 34 COMPETICION — RENAULT CLIO CUP V

Lap	Time	Sector 1	Sector 2	Sector 3	T.Spd	Elapsed
1	1:54.600	45.929	37.392	31.279		1:54.600
2	1:50.628	42.462	37.053	31.113	200.0	3:45.228
3	1:50.564	42.733	36.829	31.002	198.5	5:35.792
4	1:51.211	42.465	36.921	31.825	202.6	7:27.003
5	1:51.187	42.965	37.118	31.104	204.5	9:18.190
6	1:51.354	42.859	37.170	31.325	204.9	11:09.544
7	1:50.609	42.622	36.852	31.135	202.2	13:00.153
8	1:50.847	42.466	37.353	31.028	202.2	14:51.000
9	1:51.289	42.486	37.579	31.224	202.2	16:42.289
10	1:50.751	42.376	37.305	31.070	201.5	18:33.040
11	1:51.633	43.114	37.352	31.167	200.4	20:24.673
12	1:51.792	43.237	37.314	31.241	201.5	22:16.465
13	1:51.908	43.125	37.547	31.236	202.6	24:08.373
14	1:51.603	43.283	37.141	31.179	198.2	25:59.976
15	1:57.216	48.419	37.275	31.522	202.2	27:57.192

42 Mariano ALONSO — ESP
GPA RACING — RENAULT CLIO CUP V

Lap	Time	Sector 1	Sector 2	Sector 3	T.Spd	Elapsed
1	1:54.153	45.563	37.413	31.177		1:54.153
2	1:50.783	42.517	37.116	31.150	202.2	3:44.936
3	1:51.738	43.461	37.127	31.150	204.5	5:36.674
4	1:50.674	42.409	37.164	31.101	199.3	7:27.348
5	1:51.175	42.980	37.123	31.072	202.6	9:18.523
6	1:51.268	42.817	37.400	31.051	204.2	11:09.791
7	1:51.584	42.896	37.649	31.039	205.3	13:01.375
8	1:51.440	42.773	37.344	31.323	203.0	14:52.815
9	1:51.348	42.557	37.502	31.289	200.0	16:44.163
10	1:51.631	42.709	37.500	31.422	199.3	18:35.794
11	1:51.403	42.700	37.435	31.268	197.8	20:27.197
12	1:51.645	42.758	37.415	31.472	197.8	22:18.842
13	1:51.770	42.786	37.370	31.614	198.9	24:10.612
14	1:52.162	43.108	37.870	31.184	198.5	26:02.774
15	1:52.069	43.311	37.431	31.327	201.5	27:54.843

55 Youssef GABER — EGY
UNIQ RACING — RENAULT CLIO CUP V

Lap	Time	Sector 1	Sector 2	Sector 3	T.Spd	Elapsed
1	1:58.645	48.626	38.388	31.631		1:58.645
2	1:52.751	43.552	37.772	31.427	200.4	3:51.396
3	1:52.715	43.703	37.562	31.450	204.5	5:44.111
4	1:51.765	42.951	37.603	31.211	202.6	7:35.876
5	1:52.257	42.918	37.727	31.612	202.2	9:28.133
6	1:52.587	43.418	37.719	31.450	203.4	11:20.720
7	1:52.008	42.896	37.428	31.684	204.5	13:12.728
8	1:51.845	42.943	37.496	31.406	197.8	15:04.573
9	1:51.847	43.040	37.495	31.312	198.2	16:56.420
10	1:52.021	42.937	37.601	31.483	198.5	18:48.441
11	1:52.113	43.190	37.435	31.488	197.4	20:40.554
12	1:51.912	42.982	37.599	31.331	197.8	22:32.466
13	1:52.418	42.921	37.646	31.851	198.2	24:24.884
14	1:52.634	43.559	37.469	31.606	195.7	26:17.518
15	1:52.403	43.287	37.623	31.493	197.1	28:09.921

67 Guillermo PERNIA — ESP
GPA RACING — RENAULT CLIO CUP V

Lap	Time	Sector 1	Sector 2	Sector 3	T.Spd	Elapsed
1	1:57.462	47.712	38.376	31.374		1:57.462
2	1:51.333	42.682	37.476	31.175	203.8	3:48.795
3	1:51.830	42.983	37.622	31.225	203.8	5:40.625
4	1:51.258	42.519	37.578	31.161	201.9	7:31.883
5	1:51.161	42.642	37.367	31.152	202.6	9:23.044
6	1:51.151	42.487	37.462	31.202	200.7	11:14.195
7	1:51.433	42.624	37.534	31.275	201.9	13:05.628
8	1:52.731	43.450	37.992	31.289	201.9	14:58.359
9	1:51.305	42.720	37.500	31.085	198.9	16:49.664
10	1:51.809	42.651	37.402	31.756	198.5	18:41.473
11	1:51.586	42.817	37.476	31.293	198.2	20:33.059
12	1:51.471	42.738	37.429	31.304	197.4	22:24.530
13	1:51.700	42.931	37.360	31.409	198.2	24:16.230
14	1:51.668	42.960	37.370	31.338	197.8	26:07.898
15	1:51.802	42.922	37.502	31.378	197.4	27:59.700

69 Filip KUNCER — MNE
MILAN COMPETITION — RENAULT CLIO CUP V

Lap	Time	Sector 1	Sector 2	Sector 3	T.Spd	Elapsed
1	1:51.340	43.395	36.981	30.964		1:51.340
2	1:49.926	42.099	36.925	30.902	200.4	3:41.266
3	1:50.036	42.102	37.045	30.889	199.6	5:31.302
4	1:50.100	42.096	37.072	30.932	200.7	7:21.402
5	1:50.216	42.116	37.075	31.025	201.5	9:11.618
6	1:50.204	42.326	36.975	30.903	201.1	11:01.822
7	1:50.190	42.217	37.050	30.923	201.5	12:52.012
8	1:50.140	42.173	36.994	30.973	201.1	14:42.152
9	1:50.359	42.336	36.999	31.024	201.1	16:32.511
10	1:50.014	42.081	36.992	30.941	200.7	18:22.525
11	1:50.148	42.132	37.040	30.976	200.4	20:12.673
12	1:50.319	42.293	37.073	30.953	200.0	22:02.992
13	1:50.429	42.323	37.027	31.079	201.9	23:53.421
14	1:50.299	42.196	37.059	31.044	200.7	25:43.720
15	1:50.301	42.300	37.086	30.915	200.4	27:34.021

85 Benjamin CAUVAS — FRA
GPA RACING — RENAULT CLIO CUP V

Lap	Time	Sector 1	Sector 2	Sector 3	T.Spd	Elapsed
1	1:56.509	46.742	38.346	31.421		1:56.509
2	1:51.695	42.752	37.569	31.374	200.0	3:48.204
3	1:51.808	42.815	37.547	31.446	200.0	5:40.012
4	1:51.365	42.543	37.542	31.280	198.5	7:31.377
5	1:52.360	43.504	37.615	31.241	199.3	9:23.737
6	1:51.114	42.437	37.369	31.308	200.7	11:14.851
7	1:51.439	42.434	37.705	31.300	201.1	13:06.290
8	1:52.427	43.107	38.016	31.304	202.2	14:58.717
9	1:51.686	42.921	37.546	31.219	203.8	16:50.403
10	1:51.529	42.535	37.548	31.446	200.7	18:41.932
11	1:51.878	42.796	37.684	31.398	201.5	20:33.810
12	1:51.709	42.789	37.457	31.463	199.3	22:25.519
13	1:51.911	42.915	37.421	31.575	200.7	24:17.430
14	1:51.631	42.715	37.409	31.507	200.0	26:09.061
15	1:52.741	43.676	37.843	31.222	198.2	28:01.802

COPACLIO
ESPAÑA

Jarama RACE

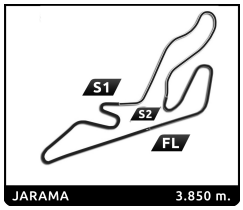

COPA CLIO ESPAÑA
ROUND 1 - JARAMA
Carrera 2

Sector Analysis

__ Invalidated Lap Personal Best Session Best **B** Crossing the pit lane

99 Guillaume MAIO — FRA
GM SPORT — RENAULT CLIO CUP V

Lap	Time	Sector 1	Sector 2	Sector 3	T.Spd	Elapsed
1	1:52.290	43.750	37.164	31.376		1:52.290
2	1:50.948	42.394	37.386	31.168	198.5	3:43.238
3	1:50.988	42.586	37.276	31.126	197.8	5:34.226
4	1:51.073	42.624	37.218	31.231	197.8	7:25.299
5	1:51.050	42.469	37.275	31.306	198.2	9:16.349
6	1:51.037	42.447	37.248	31.342	199.3	11:07.386
7	1:51.002	42.548	37.232	31.222	201.1	12:58.388
8	1:51.167	42.669	37.212	31.286	198.5	14:49.555
9	1:51.158	42.632	37.190	31.336	200.4	16:40.713
10	1:51.717	43.071	37.440	31.206	198.2	18:32.430
11	1:51.507	42.936	37.329	31.242	203.8	20:23.937
12	1:52.348	43.621	37.337	31.390	202.6	22:16.285
13	1:51.436	42.941	37.177	31.318	202.6	24:07.721

125 Pablo RODRIGUEZ — ESP
GM SPORT — RENAULT CLIO CUP V

Lap	Time	Sector 1	Sector 2	Sector 3	T.Spd	Elapsed
1	1:57.032	47.130	38.256	31.646		1:57.032
2	1:51.419	42.710	37.465	31.244	200.7	3:48.451
3	1:54.482	44.130	38.472	31.880	204.9	5:42.933
4	1:51.428	42.767	37.351	31.310	199.6	7:34.361
5	2:07.380	42.768	52.838	31.774	200.7	9:41.741
6	1:53.982	43.525	38.568	31.889	191.2	11:35.723
7	1:53.064	43.460	37.917	31.687	196.7	13:28.787
8	1:53.241	43.239	38.116	31.886	197.1	15:22.028
9	1:53.067	43.115	38.053	31.899	195.7	17:15.095
10	1:53.564	43.494	38.113	31.957	196.0	19:08.659
11	1:54.111	43.540	38.524	32.047	196.4	21:02.770
12	1:53.747	43.628	38.249	31.870	195.3	22:56.517
13	1:54.738	43.775	38.520	32.443	196.0	24:51.255
14	1:54.522	44.051	38.185	32.286	194.6	26:45.777
15	1:54.227	43.668	38.262	32.297	194.2	28:40.004