

Toyota GR Cup Spain


ROUND 2 - VALENCIA

Entrenamiento Libre 1+2

Sector Analysis

— Invalidated Lap ■ Personal Best ■ Session Best B Crossing the pit lane

| Lap | Time | Sector 1 | Sector 2 | Sector 3 | T.Sp | Elapsed | Lap | Time | Sector 1 | Sector 2 | Sector 3 | T.Sp | Elapsed |
|-----------|---|---------------|---------------|---------------|-------|-----------|-----------|---|---------------|---------------|----------|-------|-----------|
| 2 | Sandro PEREZ ESP RX PRORACING Toyota GR86 | | | | | | 15 | 1:54.034 | 26.222 | 56.124 | 31.688 | 186.3 | 36:34.031 |
| 1 | 6:45.581 | 5:11.673 | 1:01.363 | 32.545 | | 6:45.581 | 16 | 1:53.472 | 26.133 | 55.817 | 31.522 | 185.8 | 38:27.503 |
| 2 | 1:55.480 | 27.001 | 56.561 | 31.918 | 183.8 | 8:41.061 | 17 | 2:09.504 B | 27.723 | 1:00.088 | 41.693 | 186.8 | 40:37.007 |
| 3 | 2:00.073 | 27.873 | 59.950 | 32.250 | 186.3 | 10:41.134 | | | | | | | |
| 4 | 1:54.562 | 26.542 | 56.404 | 31.616 | 185.3 | 12:35.696 | | | | | | | |
| 5 | 1:54.306 | 26.551 | 56.198 | 31.557 | 185.8 | 14:30.002 | | | | | | | |
| 6 | 2:08.932 B | 26.563 | 1:00.427 | 41.942 | 186.3 | 16:38.934 | | | | | | | |
| 7 | 7:50.630 | 6:21.305 | 57.471 | 31.854 | | 24:29.564 | | | | | | | |
| 8 | 1:55.117 | 26.578 | 56.302 | 32.237 | 185.3 | 26:24.681 | | | | | | | |
| 9 | 2:04.925 B | 26.632 | 57.281 | 41.012 | 183.8 | 28:29.606 | | | | | | | |
| 10 | 8:30.177 | 7:01.589 | 56.743 | 31.845 | | 36:59.783 | | | | | | | |
| 11 | 2:05.522 B | 26.374 | 56.375 | 42.773 | 186.3 | 39:05.305 | | | | | | | |
| 12 | 8:04.486 | 6:28.288 | 1:04.292 | 31.906 | | 47:09.791 | | | | | | | |
| 13 | 1:54.364 | 26.606 | 56.075 | 31.683 | 185.3 | 49:04.155 | | | | | | | |
| 14 | 1:54.175 | 26.487 | 56.045 | 31.643 | 186.3 | 50:58.330 | | | | | | | |
| 15 | 1:56.069 | 26.573 | 56.101 | 33.395 | 186.3 | 52:54.399 | | | | | | | |
| 16 | 2:20.610 B | 31.607 | 1:03.319 | 45.684 | 137.1 | 55:15.009 | | | | | | | |
| 8 | Joan VINYES R AND EFICAR TEAM Toyota GR86 | | | | | | 14 | Ignacio RODRIGUEZ ESP AVIASTEC_RACING Toyota GR86 | | | | | |
| 1 | 4:39.316 | 2:58.611 | 1:04.515 | 36.190 | | 4:39.316 | 1 | 8:34.813 | 7:00.365 | 1:01.527 | 32.921 | | 8:34.813 |
| 2 | 1:59.357 | 27.828 | 58.916 | 32.613 | 181.9 | 6:38.673 | 2 | 2:04.781 B | 28.109 | 58.786 | 37.886 | 182.9 | 10:39.594 |
| 3 | 1:57.375 | 27.457 | 57.973 | 31.945 | 183.3 | 8:36.048 | 3 | 5:16.317 | 3:47.375 | 56.961 | 31.981 | | 15:55.911 |
| 4 | 1:55.913 | 26.660 | 57.436 | 31.817 | 186.3 | 10:31.961 | 4 | 1:54.676 | 26.400 | 56.684 | 31.592 | 186.3 | 17:50.587 |
| 5 | 1:55.326 | 26.527 | 57.000 | 31.799 | 185.8 | 12:27.287 | 5 | 1:54.899 | 26.406 | 56.756 | 31.737 | 185.3 | 19:45.486 |
| 6 | 1:54.909 | 26.233 | 57.023 | 31.653 | 185.8 | 14:22.196 | 6 | 1:54.572 | 26.417 | 56.546 | 31.609 | 186.3 | 21:40.058 |
| 7 | 1:54.850 | 26.319 | 56.975 | 31.556 | 186.3 | 16:17.046 | 7 | 1:54.238 | 26.442 | 56.168 | 31.628 | 186.8 | 23:34.296 |
| 8 | 1:54.711 | 26.497 | 56.527 | 31.687 | 186.3 | 18:11.757 | 8 | 2:04.921 B | 26.686 | 56.886 | 41.349 | 187.3 | 25:39.217 |
| 9 | 2:06.409 B | 28.880 | 58.067 | 39.462 | 186.3 | 20:18.166 | 9 | 5:17.428 | 3:42.406 | 1:03.281 | 31.741 | | 30:56.645 |
| 10 | 4:46.431 | 3:16.964 | 57.271 | 32.196 | | 25:04.597 | 10 | 1:54.891 | 26.468 | 56.640 | 31.783 | 188.9 | 32:51.536 |
| 11 | 1:56.511 | 26.702 | 57.614 | 32.195 | 186.3 | 27:01.108 | 11 | 1:54.691 | 26.423 | 56.521 | 31.747 | 187.3 | 34:46.227 |
| 12 | 1:54.436 | 26.341 | 56.463 | 31.632 | 188.9 | 28:55.544 | 12 | 1:54.263 | 26.334 | 56.050 | 31.879 | 188.9 | 36:40.490 |
| 13 | 1:54.556 | 26.319 | 56.377 | 31.860 | 188.9 | 30:50.100 | 13 | 1:53.972 | 26.320 | 56.079 | 31.573 | 188.3 | 38:34.462 |
| 14 | 1:56.413 | 26.475 | 58.055 | 31.883 | 188.3 | 32:46.513 | 14 | 1:58.809 | 26.382 | 1:00.615 | 31.812 | 191.5 | 40:33.271 |
| 15 | 1:54.446 | 26.350 | 56.318 | 31.778 | 188.9 | 34:40.959 | 15 | 1:54.053 | 26.171 | 56.177 | 31.705 | 188.9 | 42:27.324 |
| 16 | 1:54.412 | 26.258 | 56.416 | 31.738 | 187.8 | 36:35.371 | 16 | 2:04.368 B | 26.350 | 56.223 | 41.795 | 187.3 | 44:31.692 |
| 17 | 1:54.169 | 26.099 | 56.232 | 31.838 | 187.8 | 38:29.540 | 17 | 8:31.036 | 7:02.224 | 56.796 | 32.016 | | 53:02.728 |
| 18 | 2:09.597 B | 27.840 | 58.558 | 43.199 | 187.3 | 40:39.137 | 18 | 1:55.151 | 26.554 | 56.891 | 31.706 | 186.3 | 54:57.879 |
| 13 | Joan VINYES D AND EFICAR TEAM Toyota GR86 | | | | | | 15 | Daniel CASAS ESP EFICAR TEAM Toyota GR86 | | | | | |
| 1 | 4:47.380 | 2:59.452 | 1:09.696 | 38.232 | | 4:47.380 | 1 | 5:03.050 | 3:17.164 | 1:09.959 | 35.927 | | 5:03.050 |
| 2 | 2:09.885 | 32.307 | 1:02.787 | 34.791 | 125.9 | 6:57.265 | 2 | 2:12.879 B | 32.030 | 59.714 | 41.135 | 165.0 | 7:15.929 |
| 3 | 1:57.005 | 27.751 | 57.346 | 31.908 | 179.5 | 8:54.270 | 3 | 3:38.608 | 2:07.918 | 58.354 | 32.336 | | 10:54.537 |
| 4 | 1:54.206 | 26.557 | 56.164 | 31.485 | 186.3 | 10:48.476 | 4 | 1:55.651 | 27.046 | 56.713 | 31.892 | 184.8 | 12:50.188 |
| 5 | 2:19.985 B | 29.673 | 1:04.016 | 46.296 | 168.2 | 13:08.461 | 5 | 1:55.392 | 26.744 | 56.741 | 31.907 | 185.3 | 14:45.580 |
| 6 | 5:58.490 | 4:27.114 | 56.640 | 34.736 | | 19:06.951 | 6 | 2:04.652 B | 26.829 | 57.109 | 40.714 | 184.8 | 16:50.232 |
| 7 | 1:55.177 | 26.334 | 56.168 | 32.675 | 184.8 | 21:02.128 | 7 | 4:27.247 | 2:57.928 | 57.353 | 31.966 | | 21:17.479 |
| 8 | 1:54.202 | 26.250 | 56.425 | 31.527 | 185.3 | 22:56.330 | 8 | 1:55.717 | 26.751 | 56.945 | 32.021 | 184.3 | 23:13.196 |
| 9 | 1:53.613 | 26.205 | 55.905 | 31.503 | 185.8 | 24:49.943 | 9 | 1:54.968 | 26.734 | 56.643 | 31.591 | 184.8 | 25:08.164 |
| 10 | 2:10.533 | 30.692 | 1:07.091 | 32.750 | 166.6 | 27:00.476 | 10 | 1:54.854 | 26.494 | 56.796 | 31.564 | 186.8 | 27:03.018 |
| 11 | 1:54.025 | 26.275 | 56.110 | 31.640 | 185.8 | 28:54.501 | 11 | 1:54.761 | 26.409 | 56.558 | 31.794 | 187.8 | 28:57.779 |
| 12 | 1:54.450 | 26.377 | 56.464 | 31.609 | 186.8 | 30:48.951 | 12 | 1:57.956 | 26.892 | 59.406 | 31.658 | 187.3 | 30:55.735 |
| 13 | 1:56.914 | 26.456 | 57.877 | 32.581 | 187.3 | 32:45.865 | 13 | 2:08.610 B | 26.719 | 56.782 | 45.109 | 187.8 | 33:04.345 |
| 14 | 1:54.132 | 26.259 | 56.201 | 31.672 | 186.8 | 34:39.997 | 14 | 5:19.713 | 3:50.366 | 57.367 | 31.980 | | 38:24.058 |
| | | | | | | | 23 | Antonio ALBACETE ESP LOVA ME-PRE MOTORSPORT Toyota GR86 | | | | | |
| | | | | | | | 1 | 3:03.781 | 1:18.610 | | | | 3:03.781 |
| | | | | | | | 2 | 2:09.235 | 32.307 | 1:02.360 | 34.568 | 134.5 | 5:13.016 |



Toyota GR Cup Spain

ROUND 2 - VALENCIA

Entrenamiento Libre 1+2

Sector Analysis

— Invalidated Lap ■ Personal Best ■ Session Best B Crossing the pit lane


| Lap | Time | Sector 1 | Sector 2 | Sector 3 | T.Sp | Elapsed | Lap | Time | Sector 1 | Sector 2 | Sector 3 | T.Sp | Elapsed |
|-----|-------------------|---------------|---------------|---------------|-------|-----------|-----|-----------------|---------------|---------------|---------------|-------|-----------|
| 3 | 2:29.072 B | 29.298 | 1:00.028 | 59.746 | 182.9 | 7:42.088 | 12 | 1:55.573 | 26.689 | 56.930 | 31.954 | 185.3 | 26:44.928 |
| 4 | 5:00.203 | 3:28.842 | 58.939 | 32.422 | | 12:42.291 | 13 | 1:55.973 | 26.738 | 57.151 | 32.084 | 185.8 | 28:40.901 |
| 5 | <u>1:55.203</u> | <u>26.595</u> | 56.775 | 31.833 | 184.8 | 14:37.494 | 14 | 1:59.656 | 27.247 | 59.502 | 32.907 | 184.3 | 30:40.557 |
| 6 | 1:54.477 | 26.424 | 56.275 | 31.778 | 186.3 | 16:31.971 | 15 | 2:15.556 | 27.465 | 1:15.720 | 32.371 | 181.9 | 32:56.113 |
| 7 | <u>1:57.949</u> | <u>26.343</u> | 59.425 | 32.181 | 185.3 | 18:29.920 | 16 | <u>1:57.730</u> | <u>27.372</u> | 58.078 | 32.280 | 187.3 | 34:53.843 |
| 8 | 1:54.157 | 26.425 | 56.177 | 31.555 | 186.3 | 20:24.077 | 17 | <u>1:56.965</u> | 26.529 | <u>57.959</u> | 32.477 | 185.8 | 36:50.808 |
| 9 | <u>2:21.957 B</u> | <u>26.369</u> | 59.498 | 56.090 | 186.3 | 22:46.034 | 18 | 1:59.544 | 26.565 | 57.593 | 35.386 | 184.8 | 38:50.352 |
| 10 | 8:17.248 | 6:43.585 | 59.383 | 34.280 | | 31:03.282 | 19 | 2:11.070 B | 30.152 | 57.934 | 42.984 | 125.2 | 41:01.422 |
| 11 | 2:00.687 | 26.361 | 58.113 | 36.213 | 186.3 | 33:03.969 | 20 | 4:49.521 | 3:19.930 | 57.484 | 32.107 | | 45:50.943 |
| 12 | <u>1:59.841</u> | <u>26.512</u> | 57.764 | 35.565 | 186.8 | 35:03.810 | 21 | 1:56.496 | 26.937 | 57.565 | 31.994 | 184.8 | 47:47.439 |
| 13 | 1:54.435 | 26.354 | 56.484 | 31.597 | 187.3 | 36:58.245 | 22 | 2:00.257 | 29.955 | 57.820 | 32.482 | 173.2 | 49:47.696 |
| 14 | 1:53.673 | 26.205 | 55.890 | 31.578 | 188.3 | 38:51.918 | 23 | 1:56.774 | 27.018 | 57.587 | 32.169 | 184.8 | 51:44.470 |
| 15 | 1:57.430 | 26.243 | 58.459 | 32.728 | 187.8 | 40:49.348 | 24 | 2:17.105 B | 26.789 | 57.092 | 53.224 | 185.8 | 54:01.575 |
| 16 | <u>2:31.810 B</u> | <u>26.978</u> | 1:10.535 | 54.297 | 186.8 | 43:21.158 | | | | | | | |

| 32 Marcos DE DIEGO | | ESP | | | | |
|---------------------|-----------------|---------------|---------------|---------------|----------|-------------|
| EFICAR TEAM COMAUTO | | Toyota GR86 | | | | |
| 1 | 3:32.293 | 1:59.255 | 59.914 | 33.124 | 3:32.293 | |
| 2 | <u>1:55.414</u> | 27.017 | 56.702 | <u>31.695</u> | 181.4 | 5:27.707 |
| 3 | <u>1:54.144</u> | <u>26.542</u> | 56.088 | 31.514 | 184.8 | 7:21.851 |
| 4 | 1:54.292 | 26.280 | 56.243 | 31.769 | 185.8 | 9:16.143 |
| 5 | 1:53.757 | 26.279 | 55.861 | 31.617 | 185.3 | 11:09.900 |
| 6 | 2:05.221 B | 27.110 | 56.552 | 41.559 | 186.8 | 13:15.121 |
| 7 | 4:21.960 | 2:53.381 | 56.582 | 31.997 | | 17:37.081 |
| 8 | 1:54.603 | 26.403 | 56.568 | 31.632 | 182.9 | 19:31.684 |
| 9 | 1:54.052 | 26.436 | 56.009 | 31.607 | 184.3 | 21:25.736 |
| 10 | 1:53.775 | 26.317 | 55.989 | 31.469 | 185.3 | 23:19.511 |
| 11 | 1:53.514 | 26.218 | 55.678 | 31.618 | 185.8 | 25:13.025 |
| 12 | 1:53.597 | 26.284 | 55.882 | 31.431 | 186.3 | 27:06.622 |
| 13 | 1:53.653 | 26.190 | 55.739 | 31.724 | 187.3 | 29:00.275 |
| 14 | <u>1:54.449</u> | 26.131 | <u>56.576</u> | 31.742 | 186.8 | 30:54.724 |
| 15 | 2:04.359 B | 26.267 | 56.138 | 41.954 | 186.3 | 32:59.083 |
| 16 | 4:56.521 B | 3:00.088 | 1:08.932 | 47.501 | | 37:55.604 |
| 17 | 3:01.154 | 1:23.104 | 1:05.810 | 32.240 | | 40:56.758 |
| 18 | 1:53.793 | 26.346 | 56.094 | 31.353 | 184.3 | 42:50.551 |
| 19 | 1:53.603 | 26.422 | 55.742 | 31.439 | 185.8 | 44:44.154 |
| 20 | 1:53.426 | 26.230 | 55.988 | 31.208 | 186.3 | 46:37.580 |
| 21 | 1:54.416 | 26.179 | 56.094 | 32.143 | 186.3 | 48:31.996 |
| 22 | 2:07.741 B | 26.678 | 58.264 | 42.799 | 185.3 | 50:39.737 |
| 23 | 3:47.484 | 2:19.416 | 56.460 | 31.608 | | 54:27.221 |
| 24 | <u>1:54.165</u> | 26.125 | <u>56.445</u> | 31.595 | 186.3 | 56:21.386 |
| 25 | 1:53.433 | 26.112 | 56.020 | 31.301 | 186.3 | 58:14.819 |
| 26 | 1:53.686 | 26.208 | 56.012 | 31.466 | 185.8 | 1:00:08.505 |

| 52 Alejandro SANCHEZ | | ESP | | | | |
|-----------------------------|------------|-------------|----------|--------|----------|-----------|
| ESCUELA VASCA DE CONDUCCIÓN | | Toyota GR86 | | | | |
| 1 | 2:58.814 | 1:14.986 | | | 2:58.814 | |
| 2 | 2:05.864 | 31.680 | 1:00.935 | 33.249 | 164.6 | 5:04.678 |
| 3 | 2:00.779 | 29.504 | 58.555 | 32.720 | 175.9 | 7:05.457 |
| 4 | 1:57.305 | 27.601 | 57.547 | 32.157 | 183.8 | 9:02.762 |
| 5 | 1:56.836 | 26.962 | 57.445 | 32.429 | 185.3 | 10:59.598 |
| 6 | 2:13.186 B | 27.149 | 1:01.907 | 44.130 | 185.8 | 13:12.784 |
| 7 | 3:49.978 | 2:19.978 | 57.253 | 32.747 | | 17:02.762 |
| 8 | 1:57.648 | 27.053 | 58.097 | 32.498 | 182.9 | 19:00.410 |
| 9 | 1:56.482 | 27.051 | 57.416 | 32.015 | 185.3 | 20:56.892 |
| 10 | 1:56.137 | 26.763 | 57.335 | 32.039 | 185.3 | 22:53.029 |
| 11 | 1:56.326 | 26.706 | 57.359 | 32.261 | 184.8 | 24:49.355 |

| 63 Miguel Angel ROMERO | | ESP | | | | |
|------------------------|-----------------|---------------|---------------|---------------|----------|-----------|
| RX PRORACING | | Toyota GR86 | | | | |
| 1 | 6:12.827 | 4:35.800 | 1:03.113 | 33.914 | 6:12.827 | |
| 2 | 1:57.575 | 27.662 | 57.706 | 32.207 | 180.9 | 8:10.402 |
| 3 | 1:55.382 | 26.892 | 56.622 | 31.868 | 183.8 | 10:05.784 |
| 4 | 1:54.988 | 26.959 | 56.402 | 31.627 | 185.3 | 12:00.772 |
| 5 | <u>1:54.801</u> | 26.656 | <u>56.572</u> | 31.573 | 184.8 | 13:55.573 |
| 6 | 1:54.773 | 26.621 | 56.495 | 31.657 | 185.3 | 15:50.346 |
| 7 | 2:08.729 B | 28.447 | 58.557 | 41.725 | 184.8 | 17:59.075 |
| 8 | 5:53.447 | 4:22.760 | 58.568 | 32.119 | | 23:52.522 |
| 9 | 1:54.735 | 26.844 | 56.286 | 31.605 | 183.3 | 25:47.257 |
| 10 | <u>1:56.589</u> | <u>26.735</u> | 57.895 | 31.959 | 185.3 | 27:43.846 |
| 11 | 1:58.039 | 26.503 | 59.457 | 32.079 | 185.8 | 29:41.885 |
| 12 | 1:54.826 | 26.564 | 56.502 | 31.760 | 185.3 | 31:36.711 |
| 13 | 1:54.182 | 26.443 | 56.250 | 31.489 | 184.8 | 33:30.893 |
| 14 | 1:55.479 | 26.876 | 56.867 | 31.736 | 186.8 | 35:26.372 |
| 15 | <u>1:55.382</u> | 26.551 | <u>56.840</u> | 31.991 | 185.8 | 37:21.754 |
| 16 | 2:01.338 B | 26.579 | 56.365 | 38.394 | 186.8 | 39:23.092 |
| 17 | 3:44.039 | 2:15.659 | 56.561 | 31.819 | | 43:07.131 |
| 18 | <u>1:54.285</u> | 26.631 | <u>56.128</u> | 31.526 | 185.8 | 45:01.416 |
| 19 | 2:04.481 B | 26.501 | 56.299 | 41.681 | 186.3 | 47:05.897 |

| 64 Jesus Luis RECUENCO | | ESP | | | | |
|------------------------|-------------------|---------------|---------------|--------|----------|-----------|
| LOVA ME-PRE MOTORSPORT | | Toyota GR86 | | | | |
| 1 | 2:55.133 | 1:13.381 | | | 2:55.133 | |
| 2 | 2:02.047 | 29.381 | 59.973 | 32.693 | 165.8 | 4:57.180 |
| 3 | 1:56.738 | 27.165 | 57.359 | 32.214 | 181.4 | 6:53.918 |
| 4 | <u>1:57.269</u> | 26.841 | <u>58.132</u> | 32.296 | 183.8 | 8:51.187 |
| 5 | 1:55.645 | 26.614 | 56.892 | 32.139 | 183.8 | 10:46.832 |
| 6 | 1:56.370 | 26.653 | 57.598 | 32.119 | 183.8 | 12:43.202 |
| 7 | 1:55.637 | 26.693 | 57.025 | 31.919 | 186.8 | 14:38.839 |
| 8 | <u>1:56.500</u> | <u>26.882</u> | <u>57.268</u> | 32.350 | 185.3 | 16:35.339 |
| 9 | 1:55.481 | 26.541 | 56.970 | 31.970 | 184.8 | 18:30.820 |
| 10 | 1:56.028 | 26.627 | 57.200 | 32.201 | 186.8 | 20:26.848 |
| 11 | <u>2:04.623 B</u> | <u>26.766</u> | 56.911 | 40.946 | 185.3 | 22:31.471 |
| 12 | 10:23.948 | 8:53.296 | 57.900 | 32.752 | | 32:55.419 |
| 13 | <u>2:11.678</u> | <u>30.627</u> | 1:04.036 | 37.015 | 184.3 | 35:07.097 |
| 14 | 1:58.439 | 28.784 | 57.279 | 32.376 | 171.1 | 37:05.536 |
| 15 | 2:12.026 B | 27.035 | 58.530 | 46.461 | 184.3 | 39:17.562 |
| 16 | 8:54.724 | 7:24.048 | 58.273 | 32.403 | | 48:12.286 |
| 17 | 1:56.593 | 26.679 | 57.050 | 32.864 | 183.3 | 50:08.879 |
| 18 | 1:56.015 | 26.660 | 57.301 | 32.054 | 185.3 | 52:04.894 |
| 19 | 1:55.694 | 26.923 | 56.669 | 32.102 | 185.8 | 54:00.588 |



Toyota GR Cup Spain


ROUND 2 - VALENCIA

Entrenamiento Libre 1+2

Sector Analysis

— Invalidated Lap ■ Personal Best ■ Session Best B Crossing the pit lane

| Lap | Time | Sector 1 | Sector 2 | Sector 3 | T.Sp | Elapsed | Lap | Time | Sector 1 | Sector 2 | Sector 3 | T.Sp | Elapsed |
|-----------|--------------------------|---------------|---------------|---------------|-------|-------------|-----------|------------------------|---------------|---------------|---------------|-------|-------------|
| 20 | 1:57.177 | 27.618 | 57.157 | 32.402 | 185.3 | 55:57.765 | | | | | | | |
| 21 | 1:55.613 | 26.514 | 56.744 | 32.355 | 185.8 | 57:53.378 | | | | | | | |
| 22 | 1:55.123 | 26.703 | 56.550 | 31.870 | 185.3 | 59:48.501 | | | | | | | |
| 23 | 1:55.327 | 26.676 | 56.747 | 31.904 | 183.3 | 1:01:43.828 | | | | | | | |
| 70 | Santiago CASTILLA | | | | | ESP | 86 | Marta GARCÍA | | | | | ESP |
| | EFICAR TEAM CASAL | | | | | Toyota GR86 | | RX PRORACING | | | | | Toyota GR86 |
| 1 | 7:09.533 | 5:37.200 | 59.759 | 32.574 | | 7:09.533 | 1 | 7:36.289 | 6:00.200 | 1:01.767 | 34.322 | | 7:36.289 |
| 2 | 1:57.341 | 27.197 | 57.868 | 32.276 | 182.9 | 9:06.874 | 2 | 1:58.763 | 27.974 | 58.160 | 32.629 | 182.9 | 9:35.052 |
| 3 | 1:56.065 | 26.594 | 57.248 | 32.223 | 183.8 | 11:02.939 | 3 | 1:55.984 | 26.939 | 57.060 | 31.985 | 182.9 | 11:31.036 |
| 4 | 1:55.599 | 26.794 | 56.826 | 31.979 | 180.5 | 12:58.538 | 4 | 1:55.715 | 26.630 | 56.656 | 32.429 | 184.3 | 13:26.751 |
| 5 | 1:54.565 | 26.318 | 56.380 | 31.867 | 183.8 | 14:53.103 | 5 | 1:55.770 | 26.795 | 56.835 | 32.140 | 182.9 | 15:22.521 |
| 6 | 2:03.896B | 26.370 | 56.630 | 40.896 | 183.3 | 16:56.999 | 6 | 1:55.356 | 26.636 | 56.604 | 32.116 | 183.8 | 17:17.877 |
| 7 | 6:28.668 | 4:59.809 | 57.004 | 31.855 | | 23:25.667 | 7 | 2:06.159B | 26.676 | 56.794 | 42.689 | 183.8 | 19:24.036 |
| 8 | 1:55.993 | 26.355 | 57.202 | 32.436 | 183.3 | 25:21.660 | 8 | 9:26.693 | 7:56.353 | 57.733 | 32.607 | | 28:50.729 |
| 9 | 1:54.921 | 26.444 | 56.489 | 31.988 | 184.3 | 27:16.581 | 9 | 1:56.524 | 26.956 | 57.134 | 32.434 | 182.9 | 30:47.253 |
| 10 | 2:09.097 | 26.364 | 1:10.893 | 31.840 | 184.3 | 29:25.678 | 10 | 1:56.055 | 26.821 | 57.182 | 32.052 | 182.4 | 32:43.308 |
| 11 | 1:55.199 | 26.487 | 56.835 | 31.877 | 183.3 | 31:20.877 | 11 | 1:59.307 | 26.675 | 56.939 | 35.693 | 183.8 | 34:42.615 |
| 12 | 1:54.546 | 26.342 | 56.391 | 31.813 | 183.8 | 33:15.423 | 12 | 1:55.768 | 27.070 | 56.555 | 32.143 | 176.8 | 36:38.383 |
| 13 | 2:04.132B | 26.268 | 56.608 | 41.256 | 183.3 | 35:19.555 | 13 | 1:55.783 | 26.802 | 56.898 | 32.083 | 184.8 | 38:34.166 |
| 14 | 9:07.556 | 7:36.029 | 57.457 | 34.070 | | 44:27.111 | 14 | 2:11.029B | 27.522 | 57.551 | 45.956 | 184.3 | 40:45.195 |
| 15 | 1:55.187 | 26.502 | 56.857 | 31.828 | 184.8 | 46:22.298 | 15 | 7:13.368 | 5:40.004 | 1:00.332 | 33.032 | | 47:58.563 |
| 16 | 1:55.184 | 26.581 | 56.788 | 31.815 | 182.4 | 48:17.482 | 16 | 2:08.443B | 27.281 | 58.415 | 42.747 | 181.4 | 50:07.006 |
| 17 | 2:15.756 | 26.370 | 1:17.366 | 32.020 | 184.3 | 50:33.238 | | | | | | | |
| 18 | 1:54.832 | 26.251 | 56.694 | 31.887 | 184.8 | 52:28.070 | | | | | | | |
| 19 | 1:56.107 | 26.682 | 57.345 | 32.080 | 184.8 | 54:24.177 | | | | | | | |
| 20 | 2:01.908 | 27.430 | 1:02.767 | 31.711 | 184.8 | 56:26.085 | | | | | | | |
| 21 | 2:07.809B | 26.316 | 1:00.007 | 41.486 | 186.3 | 58:33.894 | | | | | | | |
| 73 | Lucas MARICONDA | | | | | ESP | 95 | Marco AGUILERA | | | | | ESP |
| | RX PRORACING | | | | | Toyota GR86 | | EFICAR TEAM NIMO | | | | | Toyota GR86 |
| 1 | 3:01.236 | 1:26.493 | 1:01.609 | 33.134 | | 3:01.236 | 1 | 15:53.818B | ... | 1:17.107 | 52.600 | | 15:53.818 |
| 2 | 1:58.572 | 28.335 | 57.911 | 32.326 | 179.5 | 4:59.808 | 2 | 6:21.279 | 4:39.624 | 1:03.755 | 37.900 | | 22:15.097 |
| 3 | 2:00.921B | 27.025 | 57.278 | 36.618 | 184.8 | 7:00.729 | 3 | 2:17.992B | 28.496 | 1:02.685 | 46.811 | 178.6 | 24:33.089 |
| 4 | 4:06.238 | 2:36.042 | 58.048 | 32.148 | | 11:06.967 | 4 | 5:10.842 | 3:34.574 | 1:03.818 | 32.450 | | 29:43.931 |
| 5 | 2:00.051 | 26.900 | 1:00.695 | 32.456 | 185.3 | 13:07.018 | 5 | 1:56.651 | 27.183 | 57.584 | 31.884 | 182.9 | 31:40.582 |
| 6 | 1:55.624 | 26.858 | 56.913 | 31.853 | 185.8 | 15:02.642 | 6 | 1:55.575 | 26.943 | 56.767 | 31.865 | 184.3 | 33:36.157 |
| 7 | 1:55.892 | 26.784 | 57.079 | 32.029 | 185.8 | 16:58.534 | 7 | 2:21.878B | 31.098 | 1:05.156 | 45.624 | 161.1 | 35:58.035 |
| 8 | 1:55.612 | 26.708 | 56.976 | 31.928 | 184.8 | 18:54.146 | 8 | 4:34.490 | 3:06.144 | 56.723 | 31.623 | | 40:32.525 |
| 9 | 2:12.577 | 29.490 | 1:08.554 | 34.533 | 185.8 | 21:06.723 | 9 | 1:59.818 | 29.767 | 58.375 | 31.676 | 184.3 | 42:32.343 |
| 10 | 1:58.139 | 27.021 | 57.634 | 33.484 | 185.3 | 23:04.862 | 10 | 1:53.913 | 26.376 | 56.021 | 31.516 | 185.8 | 44:26.256 |
| 11 | 1:56.152 | 26.957 | 57.233 | 31.962 | 185.3 | 25:01.014 | 11 | 1:58.180 | 28.935 | 57.660 | 31.585 | 185.8 | 46:24.436 |
| 12 | 1:55.571 | 26.814 | 57.004 | 31.753 | 185.8 | 26:56.585 | 12 | 1:53.754 | 26.270 | 55.978 | 31.506 | 185.3 | 48:18.190 |
| 13 | 2:10.340B | 28.347 | 1:02.921 | 39.072 | 183.3 | 29:06.925 | 13 | 1:56.464 | 26.222 | 58.315 | 31.927 | 187.3 | 50:14.654 |
| 14 | 6:52.497 | 5:20.357 | 59.540 | 32.600 | | 35:59.422 | 14 | 1:53.462 | 26.281 | 55.838 | 31.343 | 185.8 | 52:08.116 |
| 15 | 1:57.279 | 27.261 | 57.803 | 32.215 | 183.3 | 37:56.701 | 15 | 1:53.419 | 26.094 | 55.871 | 31.454 | 186.3 | 54:01.535 |
| 16 | 1:56.117 | 26.985 | 57.228 | 31.904 | 183.8 | 39:52.818 | 16 | 2:07.082B | 26.280 | 56.015 | 44.787 | 187.8 | 56:08.617 |
| 17 | 1:55.321 | 26.710 | 56.818 | 31.793 | 184.8 | 41:48.139 | | | | | | | |
| 18 | 1:54.988 | 26.540 | 56.705 | 31.743 | 185.8 | 43:43.127 | | | | | | | |
| 19 | 1:54.541 | 26.443 | 56.415 | 31.683 | 185.3 | 45:37.668 | | | | | | | |
| 20 | 2:04.322B | 26.470 | 1:00.040 | 37.812 | 185.8 | 47:41.990 | | | | | | | |
| 21 | 5:39.016 | 4:08.302 | 58.436 | 32.278 | | 53:21.006 | | | | | | | |
| 22 | 1:55.319 | 26.731 | 56.863 | 31.725 | 185.3 | 55:16.325 | | | | | | | |
| 23 | 1:54.847 | 26.451 | 56.715 | 31.681 | 186.8 | 57:11.172 | | | | | | | |
| 24 | 1:54.691 | 26.627 | 56.518 | 31.546 | 186.3 | 59:05.863 | | | | | | | |
| 25 | 1:55.252 | 26.623 | 56.512 | 32.117 | 186.3 | 1:01:01.115 | | | | | | | |
| | | | | | | | 96 | Luis ALVAREZ | | | | | ESP |
| | | | | | | | | LOVA ME-PRE MOTORSPORT | | | | | Toyota GR86 |
| | | | | | | | 1 | 2:37.092B | 59.573 | | | | 2:37.092 |
| | | | | | | | 2 | 3:19.158 | 1:49.810 | 57.518 | 31.830 | | 5:56.250 |
| | | | | | | | 3 | 1:54.359 | 26.570 | 56.127 | 31.662 | 182.9 | 7:50.609 |
| | | | | | | | 4 | 2:00.703 | 26.498 | 57.555 | 36.650 | 183.8 | 9:51.312 |
| | | | | | | | 5 | 1:55.965 | 28.045 | 56.331 | 31.589 | 184.3 | 11:47.277 |
| | | | | | | | 6 | 1:54.027 | 26.463 | 55.923 | 31.641 | 184.3 | 13:41.304 |
| | | | | | | | 7 | 1:58.981B | 26.431 | 56.068 | 36.482 | 184.8 | 15:40.285 |
| | | | | | | | 8 | 4:45.367 | 3:07.663 | 1:03.350 | 34.354 | | 20:25.652 |
| | | | | | | | 9 | 1:54.556 | 26.619 | 56.304 | 31.633 | 184.8 | 22:20.208 |
| | | | | | | | 10 | 1:54.426 | 26.441 | 56.378 | 31.607 | 184.8 | 24:14.634 |
| | | | | | | | 11 | 1:54.590 | 26.354 | 56.342 | 31.894 | 184.8 | 26:09.224 |
| | | | | | | | 12 | 1:54.061 | 26.334 | 56.126 | 31.601 | 184.8 | 28:03.285 |
| | | | | | | | 13 | 1:54.366 | 26.317 | 55.852 | 32.197 | 185.3 | 29:57.651 |
| | | | | | | | 14 | 1:54.894 | 26.399 | 56.741 | 31.754 | 185.3 | 31:52.545 |
| | | | | | | | 15 | 1:54.355 | 26.391 | 56.152 | 31.812 | 183.8 | 33:46.900 |
| | | | | | | | 16 | 1:54.152 | 26.351 | 56.222 | 31.579 | 184.8 | 35:41.052 |



Toyota GR Cup Spain
ROUND 2 - VALENCIA
Entrenamiento Libre 1+2

Sector Analysis

— Invalidated Lap ■ Personal Best ■ Session Best **B** Crossing the pit lane

| Lap | Time | Sector 1 | Sector 2 | Sector 3 | T.Spd | Elapsed | Lap | Time | Sector 1 | Sector 2 | Sector 3 | T.Spd | Elapsed |
|-----|-------------------|---------------|----------|---------------|-------|-------------|-----|------|----------|----------|----------|-------|---------|
| 17 | 1:53.924 | 26.400 | 56.030 | 31.494 | 185.8 | 37:34.976 | | | | | | | |
| 18 | 1:59.143 B | 26.316 | 56.207 | 36.620 | 185.8 | 39:34.119 | | | | | | | |
| 19 | 8:58.965 | 7:15.036 | 1:11.789 | 32.140 | | 48:33.084 | | | | | | | |
| 20 | 1:56.724 | 26.648 | 57.737 | 32.339 | 184.8 | 50:29.808 | | | | | | | |
| 21 | <u>1:53.718</u> | <u>26.418</u> | 56.048 | 31.252 | 184.3 | 52:23.526 | | | | | | | |
| 22 | 1:53.981 | 26.265 | 56.089 | 31.627 | 185.8 | 54:17.507 | | | | | | | |
| 23 | 2:07.091 | 31.544 | 1:03.976 | 31.571 | 139.6 | 56:24.598 | | | | | | | |
| 24 | 1:53.516 | 26.169 | 55.920 | 31.427 | 186.3 | 58:18.114 | | | | | | | |
| 25 | 2:23.814 B | 26.260 | 1:13.076 | 44.478 | 186.8 | 1:00:41.928 | | | | | | | |