



# ROUND 2 - VALENCIA

## Toyota GR Cup Spain Results Booklet





**Toyota GR Cup Spain**  
**ROUND 2 - VALENCIA**  
**Test Colectivo Previo**

**Classification**

No	Driver	Nat	Team	Car	Cl.	Time	Lap Total	Gap	Kph
1	23 Antonio ALBACETE	ESP	LOVA ME-PRE MOTORSPORT	Toyota GR86	GR	<b>1:52.717</b>	8 14	-	<b>127.9</b>
2	32 Marcos DE DIEGO	ESP	EFICAR TEAM COMAUTO	Toyota GR86	GR	<b>1:52.933</b>	16 19	+0.216	<b>127.7</b>
3	96 Luis ALVAREZ	ESP	LOVA ME-PRE MOTORSPORT	Toyota GR86	GR	<b>1:53.139</b>	9 16	+0.422	<b>127.4</b>
4	13 Joan VINYES D	AND	EFICAR TEAM	Toyota GR86	GR	<b>1:53.386</b>	9 18	+0.669	<b>127.2</b>
5	8 Joan VINYES R	AND	EFICAR TEAM	Toyota GR86	GR	<b>1:53.570</b>	20 20	+0.853	<b>127.0</b>
6	14 Ignacio RODRIGUEZ	ESP	AVIASTEC_RACING	Toyota GR86	GR	<b>1:53.837</b>	12 14	+1.120	<b>126.7</b>
7	2 Sandro PEREZ	ESP	RX PRORACING	Toyota GR86	GR	<b>1:54.356</b>	15 16	+1.639	<b>126.1</b>
8	95 Marco AGUILERA	ESP	EFICAR TEAM NIMO	Toyota GR86	GR	<b>1:54.461</b>	3 6	+1.744	<b>126.0</b>
9	15 Daniel CASAS	ESP	EFICAR TEAM	Toyota GR86	GR	<b>1:54.493</b>	16 19	+1.776	<b>125.9</b>
10	63 Miguel Angel ROMERO	ESP	RX PRORACING	Toyota GR86	GR	<b>1:54.713</b>	16 17	+1.996	<b>125.7</b>
11	73 Lucas MARICONDA	ESP	RX PRORACING	Toyota GR86	GR	<b>1:54.885</b>	19 20	+2.168	<b>125.5</b>
12	64 Jesus Luis RECUENCO	ESP	LOVA ME-PRE MOTORSPORT	Toyota GR86	GR	<b>1:54.888</b>	18 19	+2.171	<b>125.5</b>
13	70 Santiago CASTILLA	ESP	EFICAR TEAM CASAL	Toyota GR86	GR	<b>1:55.030</b>	9 9	+2.313	<b>125.3</b>
14	52 Alejandro SANCHEZ	ESP	ESCUELA VASCA DE CONDUCCIÓN	Toyota GR86	GR	<b>1:55.547</b>	18 19	+2.830	<b>124.8</b>
15	86 Marta GARCÍA	ESP	RX PRORACING	Toyota GR86	GR	<b>1:57.259</b>	12 15	+4.542	<b>123.0</b>


<b>Fastest Lap:</b>	Lap 8	Antonio ALBACETE	<b>1:52.717</b>	127.9 Kph
---------------------	-------	------------------	-----------------	-----------

Published at: .....0.....

Track Status: **DRY**

**Race Director:**  
David RODRIGUEZ

**Timekeeper:**  
Alberto ESTÉBANEZ





**Toyota GR Cup Spain**  
**ROUND 2 - VALENCIA**  
**Test Colectivo Previo**


**Classification by Division**

No Driver	Nat	Team	Car	Time	Lap Total	Gap	Kph
<b>JUNIOR</b>							
1 2 Sandro PEREZ	ESP	RX PRORACING	Toyota GR86	1:54.356	15 16		126.1
2 63 Miguel Angel ROMERO	ESP	RX PRORACING	Toyota GR86	1:54.713	16 17	+0.357 +0.357	125.7
3 73 Lucas MARICONDA	ESP	RX PRORACING	Toyota GR86	1:54.885	19 20	+0.529 +0.172	125.5
<b>SENIOR</b>							
1 8 Joan VINYES R	AND	EFICAR TEAM	Toyota GR86	1:53.570	20 20		127.0
2 52 Alejandro SANCHEZ	ESP	ESCUELA VASCA DE CONDUCCION	Toyota GR86	1:55.547	18 19	+1.977 +1.977	124.8

Published at: .....

Track Status: **DRY**


<b>Race Director:</b> David RODRIGUEZ 	<b>Timekeeper:</b> Alberto ESTÉBANEZ 
---	--



**Toyota GR Cup Spain**  
**ROUND 2 - VALENCIA**  
**Test Colectivo Previo**

**Best Top Speed**


No Driver	Team	Class	Top 1		Top 2		Top 3		Top 4		Top 5		Avg	
			Kph	Lap	Kph	Lap	Kph	Lap	Kph	Lap	Kph	Lap		
8	Joan VINYES R	EFICAR TEAM	GR	190.4	17	190.4	16	188.3	15	187.8	20	187.8	19	188,9
2	Sandro PEREZ	RX PRORACING	GR	189.9	11	187.8	8	187.3	14	187.3	13	186.8	16	187,8
23	Antonio ALBACETE	LOVA ME-PRE MOTORSPORT	GR	189.9	9	188.3	11	188.3	10	188.3	6	187.8	14	188,5
14	Ignacio RODRIGUEZ	AVIASTEC_RACING	GR	188.9	14	188.9	13	188.3	12	187.8	7	187.3	11	188,2
32	Marcos DE DIEGO	EFICAR TEAM COMAUTO	GR	188.3	19	187.3	18	186.8	17	186.3	16	186.3	15	187,0
52	Alejandro SANCHEZ	ESCUELA VASCA DE CONDUCCIÓN	GR	188.3	12	188.3	7	187.8	11	187.3	10	187.3	9	187,8
73	Lucas MARICONDA	RX PRORACING	GR	188.3	20	187.3	19	187.3	18	186.8	17	186.3	12	187,2
15	Daniel CASAS	EFICAR TEAM	GR	188.3	15	188.3	10	187.8	19	187.8	17	187.8	16	188,0
13	Joan VINYES D	EFICAR TEAM	GR	187.8	8	187.3	11	187.3	9	187.3	7	186.8	18	187,3
63	Miguel Angel ROMERO	RX PRORACING	GR	187.8	9	187.3	14	187.3	10	187.3	8	187.3	7	187,4
96	Luis ALVAREZ	LOVA ME-PRE MOTORSPORT	GR	187.8	10	187.8	9	187.3	8	186.8	16	186.3	7	187,2
64	Jesus Luis RECUENCO	LOVA ME-PRE MOTORSPORT	GR	186.3	17	186.3	15	185.8	19	185.8	10	185.8	7	186,0
95	Marco AGUILERA	EFICAR TEAM NIMO	GR	186.3	4	185.8	6	185.3	3	178.6	2			184,0
70	Santiago CASTILLA	EFICAR TEAM CASAL	GR	184.3	7	183.3	6	183.3	9	179.5	5	172.4	4	180,6
86	Marta GARCÍA	RX PRORACING	GR	183.8	12	182.4	14	181.9	13	181.4	15	181.4	6	182,2



**Toyota GR Cup Spain**  
**ROUND 2 - VALENCIA**  
**Test Colectivo Previo**

**Best Sector Times**


Sector 1			Sector 2			Sector 3			Ideal Lap	Best Lap
Pos	No Driver	Time	No Driver	Time	No Driver	Time	Pos	No Driver		
1	23 A.ALBACETE	25.905	32 M.DE DIEGO	55.431	23 A.ALBACETE	31.175	1	23 A.ALBACETE	1:52.569	1:52.717 (1)
2	32 M.DE DIEGO	25.967	23 A.ALBACETE	55.489	32 M.DE DIEGO	31.179	2	32 M.DE DIEGO	1:52.577	1:52.933 (2)
3	96 L.ALVAREZ	26.109	96 L.ALVAREZ	55.738	96 L.ALVAREZ	31.214	3	96 L.ALVAREZ	1:53.061	1:53.139 (3)
4	14 I.RODRIGUEZ	26.142	13 J.VINYES D	55.765	8 J.VINYES R	31.302	4	8 J.VINYES R	1:53.364	1:53.570 (5)
5	95 M.AGUILERA	26.181	8 J.VINYES R	55.877	14 I.RODRIGUEZ	31.308	5	13 J.VINYES D	1:53.386	1:53.386 (4)
6	8 J.VINYES R	26.185	14 I.RODRIGUEZ	56.103	13 J.VINYES D	31.371	6	14 I.RODRIGUEZ	1:53.553	1:53.837 (6)
7	13 J.VINYES D	26.250	2 S.PEREZ	56.201	15 D.CASAS	31.570	7	63 M.ROMERO	1:54.145	1:54.713 (10)
8	70 S.CASTILLA	26.292	63 M.ROMERO	56.211	63 M.ROMERO	31.602	8	95 M.AGUILERA	1:54.266	1:54.461 (8)
9	63 M.ROMERO	26.332	95 M.AGUILERA	56.409	95 M.AGUILERA	31.676	9	2 S.PEREZ	1:54.317	1:54.356 (7)
10	15 D.CASAS	26.376	73 L.MARICONDA	56.427	2 S.PEREZ	31.732	10	15 D.CASAS	1:54.390	1:54.493 (9)
11	2 S.PEREZ	26.384	15 D.CASAS	56.444	52 A.SANCHEZ	31.771	11	70 S.CASTILLA	1:54.639	1:55.030 (13)
12	64 J.RECUENCO	26.384	70 S.CASTILLA	56.449	73 L.MARICONDA	31.841	12	73 L.MARICONDA	1:54.676	1:54.885 (11)
13	73 L.MARICONDA	26.408	64 J.RECUENCO	56.478	64 J.RECUENCO	31.856	13	64 J.RECUENCO	1:54.718	1:54.888 (12)
14	52 A.SANCHEZ	26.723	52 A.SANCHEZ	57.026	70 S.CASTILLA	31.898	14	52 A.SANCHEZ	1:55.520	1:55.547 (14)
15	86 M.GARCÍA	26.825	86 M.GARCÍA	57.513	86 M.GARCÍA	32.789	15	86 M.GARCÍA	1:57.127	1:57.259 (15)



**Toyota GR Cup Spain**  
**ROUND 2 - VALENCIA**  
**Test Colectivo Previo**





**Fastest Lap Sequence**


Elapsed	No Driver	Team	Car	Class	Time	Kph	Lap
4:28.804	<b>96 Luis ALVAREZ</b>	LOVA ME-PRE MOTORSPORT	Toyota GR86	GR	<b>1:57.022</b>	123.2	2
5:33.131	<b>2 Sandro PEREZ</b>	RX PRORACING	Toyota GR86	GR	<b>1:56.297</b>	124.0	2
6:47.773	<b>95 Marco AGUILERA</b>	EFICAR TEAM NIMO	Toyota GR86	GR	<b>1:54.461</b>	126.0	3
14:09.060	<b>23 Antonio ALBACETE</b>	LOVA ME-PRE MOTORSPORT	Toyota GR86	GR	<b>1:53.549</b>	127.0	5
16:25.736	<b>96 Luis ALVAREZ</b>	LOVA ME-PRE MOTORSPORT	Toyota GR86	GR	<b>1:53.457</b>	127.1	7
19:49.384	<b>23 Antonio ALBACETE</b>	LOVA ME-PRE MOTORSPORT	Toyota GR86	GR	<b>1:52.717</b>	127.9	8



**Toyota GR Cup Spain**  
**ROUND 2 - VALENCIA**  
Test Colectivo Previo

Flag Analysis


Flag	Time
 GREEN FLAG	10:45:00.000
 RED FLAG	11:11:42.682
 GREEN FLAG	11:30:02.103
 CHEQUERED FLAG	11:45:00.000



## Toyota GR Cup Spain ROUND 2 - VALENCIA Test Colectivo Previo

### Sector Analysis

— Invalidated Lap							■ Personal Best							■ Session Best							B Crossing the pit lane																																																																																																																														
Lap	Time	Sector 1	Sector 2	Sector 3	T.Sp	Elapsed	Lap	Time	Sector 1	Sector 2	Sector 3	T.Sp	Elapsed	Lap	Time	Sector 1	Sector 2	Sector 3	T.Sp	Elapsed	Lap	Time	Sector 1	Sector 2	Sector 3	T.Sp	Elapsed																																																																																																																								
<b>2</b>	<b>Sandro PEREZ</b> RX PRORACING						ESP Toyota GR86	13	1:56.527	27.031	57.286	32.210	184.8	50:59.065	14	1:55.523	26.630	56.982	31.911	186.8	52:54.588	15	<u>1:58.251</u>	<u>27.780</u>	58.325	32.146	186.8	54:52.839	16	1:56.132	26.738	57.419	31.975	185.8	56:48.971	17	<u>1:55.458</u>	26.777	56.707	<u>31.974</u>	186.3	58:44.429	18	<u>1:55.382</u>	<u>26.714</u>	<u>56.624</u>	32.044	186.8	1:00:39.811																																																																																																		
1	3:36.834	2:03.746	1:00.606	32.482		3:36.834	1	6:25.284	4:48.050	1:03.556	33.678		6:25.284	2	<u>1:56.972</u>	<u>27.100</u>	<u>57.703</u>	32.169	184.3	8:22.256	3	<u>2:01.242</u> B	26.873	<u>56.469</u>	<u>37.900</u>	185.3	10:23.498	4	<u>6:55.418</u>	<u>5:26.210</u>	57.107	32.101		17:18.916	5	1:56.276	27.893	56.584	31.799	186.3	19:15.192	6	1:54.544	26.454	56.449	31.641	187.3	21:09.736	7	1:54.246	26.552	56.142	31.552	187.8	23:03.982	8	<u>2:03.299</u> B	26.273	<u>56.397</u>	40.629	187.3	25:07.281	9	22:14.151	...	57.482	31.741		47:21.432	10	1:54.293	26.517	56.335	31.441	186.3	49:15.725	11	1:54.355	26.371	56.492	31.492	187.3	51:10.080	12	<u>1:53.837</u>	26.298	<u>56.103</u>	31.436	188.3	53:03.917	13	<u>1:53.379</u>	<u>26.142</u>	<u>55.929</u>	<u>31.308</u>	188.9	54:57.296	14	<u>2:03.733</u> B	26.238	59.238	38.257	188.9	57:01.029																																											
<b>8</b>	<b>Joan VINYES R</b> EFICAR TEAM						AND Toyota GR86	1	2:57.400	1:14.352	1:06.812	36.236		2:57.400	2	2:01.199	28.860	59.421	32.918	179.1	4:58.599	3	1:59.180	28.196	58.043	32.941	186.8	6:57.779	4	1:56.113	27.142	56.948	32.023	184.8	8:53.892	5	2:02.283 B	26.622	56.838	38.823	186.3	10:56.175	6	4:07.605	2:38.384	57.102	32.119		15:03.780	7	1:55.837	26.718	56.709	32.410	186.3	16:59.617	8	1:55.284	26.461	56.903	31.920	186.8	18:54.901	9	1:55.321	26.647	56.712	31.962	187.3	20:50.222	10	1:55.101	26.349	56.791	31.961	186.8	22:45.323	11	1:55.252	26.521	56.649	32.082	187.3	24:40.575	12	1:55.530	26.553	56.963	32.014	187.3	26:36.105	13	2:15.019 B	32.508	59.717	42.794	186.3	28:51.124	14	19:32.116	...	57.750	32.508		48:23.240	15	1:54.190	26.421	56.395	31.374	188.3	50:17.430	16	1:53.589	26.210	<u>55.877</u>	31.502	190.4	52:11.019	17	<u>2:09.558</u>	<u>29.464</u>	1:04.742	35.352	190.4	54:20.577	18	1:54.904	26.243	56.843	31.818	187.3	56:15.481	19	<u>1:53.643</u>	<u>26.158</u>	55.889	31.596	187.8	58:09.124	20	<u>1:53.570</u>	<u>26.185</u>	56.083	<u>31.302</u>	187.8	1:00:02.694
<b>13</b>	<b>Joan VINYES D</b> EFICAR TEAM						AND Toyota GR86	1	4:28.820	2:38.191	1:10.931	39.698		4:28.820	2	2:10.531	32.397	1:04.090	34.044	139.1	6:39.351	3	2:00.059	29.103	58.256	32.700	159.6	8:39.410	4	2:11.611 B	27.314	57.963	46.334	181.9	10:51.021	5	<u>5:17.059</u>	<u>3:45.312</u>	59.163	32.584		16:08.080	6	1:55.406	26.872	56.753	31.781	185.8	18:03.486	7	<u>1:53.874</u>	26.344	56.106	<u>31.424</u>	187.3	19:57.360	8	<u>1:58.912</u>	<u>27.001</u>	59.222	32.689	187.8	21:56.272	9	<u>1:53.386</u>	<u>26.250</u>	<u>55.765</u>	<u>31.371</u>	187.3	23:49.658	10	2:01.772	29.667	58.258	33.847	176.3	25:51.430	11	2:25.623 B	26.363	59.428	59.832	187.3	28:17.053	12	20:45.485	...	59.267	32.371		49:02.538																																																								
<b>14</b>	<b>Ignacio RODRIGUEZ</b> AVIASTEC_RACING						ESP Toyota GR86	1	2:46.003 B	28.325	1:15.570	1:02.108	187.3	28:48.909	12	19:22.720	...	1:02.526	33.079		48:11.629	13	1:57.644	27.483	57.910	32.251	185.3	50:09.273	14	2:03.418	27.136	1:02.087	34.195	184.8	52:12.691	15	1:55.118	26.721	56.813	31.584	188.3	54:07.809	16	<u>1:54.493</u>	26.465	56.458	<u>31.570</u>	187.8	56:02.302	17	1:54.518	<u>26.376</u>	<u>56.444</u>	31.698	187.8	57:56.820	18	<u>1:54.759</u>	26.514	<u>56.674</u>	31.571	187.3	59:51.579	19	<u>1:54.504</u>	26.462	<u>56.418</u>	31.624	187.8	1:01:46.083																																																																													
<b>15</b>	<b>Daniel CASAS</b> EFICAR TEAM						ESP Toyota GR86	1	4:34.113	2:44.694	1:10.082	39.337		4:34.113	2	2:07.911	31.645	1:02.465	33.801	155.0	6:42.024	3	2:00.826	28.203	59.183	33.440	182.9	8:42.850	4	2:10.605 B	27.427	57.988	45.190	184.8	10:53.455	5	<u>5:25.124</u>	<u>3:52.616</u>	<u>59.770</u>	32.738		16:18.579	6	1:57.727	27.332	58.080	32.315	185.8	18:16.306	7	1:58.685	27.145	59.375	32.165	186.3	20:14.991	8	1:56.436	27.175	57.234	32.027	187.3	22:11.427	9	1:55.825	26.826	57.118	31.881	187.3	24:07.252	10	1:55.654	26.506	57.113	32.035	188.3	26:02.906	11	2:46.003 B	28.325	1:15.570	1:02.108	187.3	28:48.909	12	19:22.720	...	1:02.526	33.079		48:11.629	13	1:57.644	27.483	57.910	32.251	185.3	50:09.273	14	2:03.418	27.136	1:02.087	34.195	184.8	52:12.691	15	1:55.118	26.721	56.813	31.584	188.3	54:07.809	16	<u>1:54.493</u>	26.465	56.458	<u>31.570</u>	187.8	56:02.302	17	1:54.518	<u>26.376</u>	<u>56.444</u>	31.698	187.8	57:56.820	18	<u>1:54.759</u>	26.514	<u>56.674</u>	31.571	187.3	59:51.579	19	<u>1:54.504</u>	26.462	<u>56.418</u>	31.624	187.8	1:01:46.083							
<b>23</b>	<b>Antonio ALBACETE</b> LOVA ME-PRE MOTORSPORT						ESP Toyota GR86	1	2:46.514	1:08.807	1:04.080	33.627		2:46.514	2	2:16.233 B	28.111	1:00.078	48.044	183.8	5:02.747	3	5:18.255	3:49.050	57.178	32.027		10:21.002	4	<u>1:54.509</u>	26.591	<u>56.350</u>	31.568	185.8	12:15.511	5	1:53.549	26.289	55.905	31.355	187.3	14:09.060	6	1:54.135	26.672	55.862	31.601	188.3	16:03.195	7	1:53.472	26.252	55.691	31.529	187.8	17:56.667	8	<u>1:52.717</u>	26.053	<u>55.489</u>	<u>31.175</u>	187.8	19:49.384	9	1:55.625	<u>25.905</u>	57.943	31.777	189.9	21:45.009																																																																													



# Toyota GR Cup Spain

## ROUND 2 - VALENCIA

### Test Colectivo Previo

## Sector Analysis

— Invalidated Lap    ■ Personal Best    ■ Session Best    B Crossing the pit lane

Lap	Time	Sector 1	Sector 2	Sector 3	T.Spd	Elapsed	Lap	Time	Sector 1	Sector 2	Sector 3	T.Spd	Elapsed
10	1:53.054	26.014	55.591	31.449	188.3	23:38.063	6	1:54.868	26.614	56.469	31.785	185.8	19:33.011
11	2:22.664 B	25.982	1:03.811	52.871	188.3	26:00.727	7	1:54.554	26.373	56.392	31.789	187.3	21:27.565
12	24:38.333	...	1:00.331	34.772		50:39.060	8	1:54.072	26.332	56.114	31.626	187.3	23:21.637
13	1:54.904	26.558	56.682	31.664	185.8	52:33.964	9	1:53.904	26.312	55.990	31.602	187.8	25:15.541
14	2:26.204 B	26.614	1:05.763	53.827	187.8	55:00.168	10	2:06.915 B	26.335	56.051	44.529	187.3	27:22.456

32 Marcos DE DIEGO ESP						
EFICAR TEAM COMAUTO Toyota GR86						
Lap	Time	Sector 1	Sector 2	Sector 3	T.Spd	Elapsed
1	4:24.380	2:39.411	1:10.562	34.407		4:24.380
2	1:58.485	27.896	58.132	32.457	180.5	6:22.865
3	1:56.676	27.905	56.895	31.876	181.9	8:19.541
4	1:54.178	26.405	56.058	31.715	182.9	10:13.719
5	1:54.740	26.268	56.784	31.688	184.3	12:08.459
6	2:10.144 B	26.293	56.184	47.667	183.8	14:18.603
7	5:09.974	3:42.277	56.232	31.465		19:28.577
8	1:53.765	26.370	55.893	31.502	184.8	21:22.342
9	1:53.508	26.362	55.625	31.521	185.3	23:15.850
10	1:53.238	26.176	55.574	31.488	185.3	25:09.088
11	2:03.513 B	25.967	55.431	42.115	185.3	27:12.601
12	21:09.827	...	58.275	32.176		48:22.428
13	1:54.472	26.699	56.198	31.575	184.8	50:16.900
14	1:53.737	26.230	56.094	31.413	186.3	52:10.637
15	1:53.607	26.026	55.887	31.694	186.3	54:04.244
16	1:52.933	26.148	55.606	31.179	186.3	55:57.177
17	1:53.495	26.067	55.946	31.482	186.8	57:50.672
18	1:53.055	26.109	55.737	31.209	187.3	59:43.727
19	1:52.943	26.054	55.680	31.209	188.3	1:01:36.670


52 Alejandro SANCHEZ ESP						
ESCUELA VASCA DE CONDUCCIÓN Toyota GR86						
Lap	Time	Sector 1	Sector 2	Sector 3	T.Spd	Elapsed
1	2:58.476	1:18.811	1:03.611	36.054		2:58.476
2	2:05.713	28.599	59.217	37.897	176.3	5:04.189
3	2:09.429	29.909	1:03.561	35.959	159.3	7:13.618
4	2:01.345	30.864	58.046	32.435	163.8	9:14.963
5	2:16.987 B	27.157	1:04.865	44.965	185.8	11:31.950
6	4:36.956	3:05.180	59.437	32.339		16:08.906
7	1:58.259	26.959	58.194	33.106	188.3	18:07.165
8	1:56.580	27.159	57.274	32.147	187.3	20:03.745
9	1:56.193	26.808	57.589	31.796	187.3	21:59.938
10	1:57.335	27.083	57.485	32.767	187.3	23:57.273
11	1:55.978	26.789	57.418	31.771	187.8	25:53.251
12	2:26.647 B	26.746	1:00.569	59.332	188.3	28:19.898
13	20:13.912	...	1:00.602	33.185		48:33.810
14	1:58.279	27.957	57.994	32.328	184.8	50:32.089
15	1:58.515	27.371	58.287	32.857	185.8	52:30.604
16	1:58.261	26.916	58.225	33.120	185.3	54:28.865
17	1:56.595	27.081	57.363	32.151	186.3	56:25.460
18	1:55.547	26.723	57.026	31.798	185.3	58:21.007
19	2:25.685 B	26.964	1:08.170	50.551	186.3	1:00:46.692

63 Miguel Angel ROMERO ESP						
RX PRORACING Toyota GR86						
Lap	Time	Sector 1	Sector 2	Sector 3	T.Spd	Elapsed
1	4:00.365	2:15.132	1:09.900	35.333		4:00.365
2	2:09.930 B	28.642	58.934	42.354	180.5	6:10.295
3	7:37.092	6:05.635	58.772	32.685		13:47.387
4	1:55.653	26.872	56.788	31.993	184.3	15:43.040
5	1:55.103	26.640	56.682	31.781	184.8	17:38.143

64 Jesus Luis RECUENCO ESP						
LOVA ME-PRE MOTORSPORT Toyota GR86						
Lap	Time	Sector 1	Sector 2	Sector 3	T.Spd	Elapsed
1	2:43.617	1:00.909	1:05.930	36.778		2:43.617
2	2:20.794 B	29.718	1:02.183	48.893	165.8	5:04.411
3	5:08.144	3:36.130	59.006	33.008		10:12.555
4	1:58.108	28.216	57.373	32.519	181.4	12:10.663
5	1:55.884	26.746	56.694	32.444	183.8	14:06.547
6	1:57.451	27.404	57.139	32.908	182.4	16:03.998
7	1:55.044	26.581	56.409	32.054	185.8	17:59.042
8	1:55.212	26.565	56.713	31.934	185.3	19:54.254
9	1:56.234	26.604	57.504	32.126	185.3	21:50.488
10	1:55.630	26.491	56.981	32.158	185.8	23:46.118
11	1:55.434	26.700	56.878	31.856	185.3	25:41.552
12	2:25.070 B	26.883	1:02.509	55.678	184.8	28:06.622
13	21:27.877	...	1:08.191	35.956		49:34.499
14	1:56.491	27.533	56.849	32.109	184.3	51:30.990
15	1:56.202	27.065	56.757	32.380	186.3	53:27.192
16	1:55.527	26.722	56.761	32.044	184.8	55:22.719
17	1:55.221	26.559	56.478	32.184	186.3	57:17.940
18	1:54.888	26.384	56.643	31.861	185.3	59:12.828
19	1:55.674	26.553	56.773	32.348	185.8	1:01:08.502

70 Santiago CASTILLA ESP						
EFICAR TEAM CASAL Toyota GR86						
Lap	Time	Sector 1	Sector 2	Sector 3	T.Spd	Elapsed
1	5:03.459	3:11.159	1:12.708	39.592		5:03.459
2	2:09.397	30.029	1:03.281	36.087	164.2	7:12.856
3	2:10.901	32.436	1:03.273	35.192	161.1	9:23.757
4	2:06.153	30.286	1:02.041	33.826	172.4	11:29.910
5	1:56.786	27.516	57.245	32.025	179.5	13:26.696
6	1:55.525	26.439	56.964	32.122	183.3	15:22.221
7	2:04.632 B	26.292	57.302	41.038	184.3	17:26.853
8	6:33.768	5:04.498	57.158	32.112		24:00.621
9	1:55.030	26.683	56.449	31.898	183.3	25:55.651

73 Lucas MARICONDA ESP						
RX PRORACING Toyota GR86						
Lap	Time	Sector 1	Sector 2	Sector 3	T.Spd	Elapsed
1	2:56.882	1:13.163	1:07.384	36.335		2:56.882
2	2:01.400	28.814	59.437	33.149	178.1	4:58.282
3	2:01.767	29.951	58.784	33.032	183.8	7:00.049
4	1:59.098	28.081	57.908	33.109	184.8	8:59.147
5	2:05.062 B	27.784	57.777	39.501	184.3	11:04.209
6	4:47.175	3:14.618	59.132	33.425		15:51.384
7	1:58.605	27.839	58.012	32.754	182.9	17:49.989
8	1:57.207	27.272	57.285	32.650	184.8	19:47.196



## Toyota GR Cup Spain ROUND 2 - VALENCIA Test Colectivo Previo

### Sector Analysis


— Invalidated Lap    ■ Personal Best    ■ Session Best    B Crossing the pit lane

Lap	Time	Sector 1	Sector 2	Sector 3	T.Spd	Elapsed	Lap	Time	Sector 1	Sector 2	Sector 3	T.Spd	Elapsed
9	2:00.090	27.394	59.894	32.802	184.8	21:47.286	16	1:53.574	26.160	56.005	31.409	186.8	1:01:11.365
10	1:58.428	27.464	58.069	32.895	185.8	23:45.714							
11	1:56.974	27.404	57.273	32.297	185.3	25:42.688							
12	2:16.055B	27.277	1:01.624	47.154	186.3	27:58.743							
13	19:44.681	...	1:00.282	33.357		47:43.424							
14	1:58.785	27.962	58.239	32.584	181.4	49:42.209							
15	1:57.148	27.344	57.503	32.301	185.8	51:39.357							
16	1:56.038	26.884	56.959	32.195	185.8	53:35.395							
17	1:55.484	26.769	56.874	<b>31.841</b>	186.8	55:30.879							
18	1:55.195	26.573	56.520	32.102	187.3	57:26.074							
19	<b>1:54.885</b>	26.579	<b>56.427</b>	31.879	187.3	59:20.959							
20	1:55.141	<b>26.408</b>	56.698	32.035	188.3	1:01:16.100							

86		Marta GARCÍA		ESP		
RX PRORACING				Toyota GR86		
1	6:30.611	4:53.188	1:02.630	34.793	6:30.611	
2	1:59.426	27.976	58.065	33.385	176.8	8:30.037
3	<u>1:59.540</u>	27.578	<u>58.687</u>	33.275	178.1	10:29.577
4	<u>1:58.886</u>	27.401	<u>58.170</u>	33.315	179.1	12:28.463
5	<u>1:58.342</u>	27.480	<u>57.935</u>	32.927	177.2	14:26.805
6	<u>2:06.622B</u>	27.191	<u>57.650</u>	41.781	181.4	16:33.427
7	<u>10:32.684B</u>	8:51.706	<u>58.644</u>	42.334		27:06.111
8	<u>20:47.122</u>	...	<u>59.454</u>	33.454		47:53.233
9	1:58.920	27.285	58.199	33.436	179.5	49:52.153
10	1:58.078	27.165	57.836	33.077	179.5	51:50.231
11	1:57.821	27.293	57.739	<b>32.789</b>	180.9	53:48.052
12	<b>1:57.259</b>	<b>26.825</b>	<b>57.513</b>	32.921	183.8	55:45.311
13	1:59.563	26.850	59.501	33.212	181.9	57:44.874
14	1:57.947	26.960	58.078	32.909	182.4	59:42.821
15	<u>1:57.597</u>	27.241	<u>57.550</u>	32.806	181.4	1:01:40.418

95		Marco AGUILERA		ESP		
EFICAR TEAM NIMO				Toyota GR86		
1	2:56.279	1:10.991	1:08.753	36.535	2:56.279	
2	1:57.033	27.495	57.505	32.033	178.6	4:53.312
3	<b>1:54.461</b>	26.376	<b>56.409</b>	<b>31.676</b>	185.3	6:47.773
4	<u>1:59.558B</u>	<b>26.181</b>	<u>55.843</u>	37.534	186.3	8:47.331
5	4:15.287	2:46.656	56.900	31.731		13:02.618
6	<u>2:05.366B</u>	<u>26.568</u>	<u>56.414</u>	42.384	185.8	15:07.984

96		Luis ALVAREZ		ESP		
LOVA ME-PRE MOTORSPORT				Toyota GR86		
1	2:31.782	56.663	1:02.079	33.040	2:31.782	
2	1:57.022	27.429	57.142	32.451	180.0	4:28.804
3	<u>1:54.645</u>	26.386	<u>56.629</u>	31.630	184.8	6:23.449
4	<u>2:00.943B</u>	<u>26.721</u>	56.678	<u>37.544</u>	186.3	8:24.392
5	<u>4:14.146</u>	<u>2:45.528</u>	56.831	31.787		12:38.538
6	1:53.741	26.305	55.928	31.508	185.3	14:32.279
7	1:53.457	26.371	55.768	31.318	186.3	16:25.736
8	1:53.379	26.238	<u>55.885</u>	31.256	187.3	18:19.115
9	<b>1:53.139</b>	26.187	<b>55.738</b>	<b>31.214</b>	187.8	20:12.254
10	<u>2:21.556B</u>	<b>26.109</b>	<u>1:10.641</u>	44.806	187.8	22:33.810
11	5:55.882B	3:49.255	1:17.200	49.427		28:29.692
12	19:27.606	...	59.075	33.776		47:57.298
13	2:05.050B	29.722	58.249	37.079	156.4	50:02.348
14	7:21.457	5:50.890	58.268	32.299		57:23.805
15	1:53.986	26.441	56.221	31.324	183.3	59:17.791




**Toyota GR Cup Spain**  
**ROUND 2 - VALENCIA**  
**Test Colectivo Previo**

**Race Director Report**

Hour	Flag	Message
10:34:55	GF	GREEN FLAG
10:35:20	SF	SAFETY CAR
10:35:47	SF	SAFETY CAR
10:35:55	SF	SAFETY CAR
10:36:07	GF	GREEN FLAG
10:36:39	SF	SAFETY CAR
10:38:05	GF	GREEN FLAG
10:38:17	SF	SAFETY CAR
10:38:27	SF	SAFETY CAR
10:38:30	GF	GREEN FLAG
10:38:33	GF	GREEN FLAG
10:39:11	SF	SAFETY CAR
10:39:19	GF	GREEN FLAG
10:39:44		APERTURA PIT LANE A LAS 10.45
10:45:00		PIT LANE ABIERTO
11:20:29		TRABAJANDO EN LIMPIEZA DE PISTA - INFORMACIÓN DE APERTURA DE PIT TBC
11:25:45		LA SESION SE REANUDARA A LAS 11.30 TBC
11:26:15		LA SESION SE REANUDARA A LAS 11.30 CONFIRMADO
11:30:01		PIT LANE ABIERTO
11:30:02	GF	GREEN FLAG
11:45:57		BANDERA A CUADROS

Published at: ..0.....

<b>Race Director:</b> David RODRIGUEZ		<b>Timekeeper:</b> Alberto ESTEBANEZ	
--	--	---	--




**Toyota GR Cup Spain**  
**ROUND 2 - VALENCIA**

**Test Colectivo Previo**


**Track Limits Analysis**

No	Driver	Team	T.L. Nr	Camera	Lap	Time
2	Sandro PEREZ	RX PRORACING	1	Turn 2	4	10:52:55.288
2	Sandro PEREZ	RX PRORACING	2	Turn 1	4	10:52:44.256
2	Sandro PEREZ	RX PRORACING	3	Turn 1	8	11:05:21.088
2	Sandro PEREZ	RX PRORACING	4	Turn 2	10	11:33:03.831
2	Sandro PEREZ	RX PRORACING	5	Turn 14	11	11:36:20.049
2	Sandro PEREZ	RX PRORACING	6	Turn 2	13	11:38:49.873
2	Sandro PEREZ	RX PRORACING	7	Turn 6	13	11:39:15.518
<b>Total Infractions:</b>						<b>7</b>
8	Joan VINYES R	EFICAR TEAM	1	Turn 1	17	11:37:23.735
8	Joan VINYES R	EFICAR TEAM	2	Turn 2	19	11:41:39.872
<b>Total Infractions:</b>						<b>2</b>
13	Joan VINYES D	EFICAR TEAM	1	Turn 1	5	10:59:18.156
13	Joan VINYES D	EFICAR TEAM	2	Turn 2	5	10:59:32.404
13	Joan VINYES D	EFICAR TEAM	3	Turn 14	7	11:04:48.791
13	Joan VINYES D	EFICAR TEAM	4	Turn 1	15	11:38:08.336
13	Joan VINYES D	EFICAR TEAM	5	Turn 2	15	11:38:20.071
13	Joan VINYES D	EFICAR TEAM	6	Turn 14	17	11:43:35.921
13	Joan VINYES D	EFICAR TEAM	7	Turn 2	18	11:44:09.296
13	Joan VINYES D	EFICAR TEAM	8	Turn 6	18	11:44:35.776
<b>Total Infractions:</b>						<b>8</b>
14	Ignacio RODRIGUEZ	AVIASTEC_RACING	1	Turn 2	2	10:51:50.853
14	Ignacio RODRIGUEZ	AVIASTEC_RACING	2	Turn 4	2	10:52:01.381
14	Ignacio RODRIGUEZ	AVIASTEC_RACING	3	Turn 4	3	10:53:57.663
14	Ignacio RODRIGUEZ	AVIASTEC_RACING	4	Turn 11	2	10:52:48.469
14	Ignacio RODRIGUEZ	AVIASTEC_RACING	5	Turn 11	3	10:54:43.981
14	Ignacio RODRIGUEZ	AVIASTEC_RACING	6	Turn 14	3	10:55:08.984
14	Ignacio RODRIGUEZ	AVIASTEC_RACING	7	Turn 2	4	11:00:47.857
14	Ignacio RODRIGUEZ	AVIASTEC_RACING	8	Turn 11	8	11:09:25.057
14	Ignacio RODRIGUEZ	AVIASTEC_RACING	9	Turn 4	13	11:38:38.680
<b>Total Infractions:</b>						<b>9</b>
15	Daniel CASAS	EFICAR TEAM	1	Turn 11	5	11:00:44.614
15	Daniel CASAS	EFICAR TEAM	2	Turn 11	18	11:44:18.690
15	Daniel CASAS	EFICAR TEAM	3	Turn 4	19	11:45:27.156
<b>Total Infractions:</b>						<b>3</b>
23	Antonio ALBACETE	LOVA ME-PRE MOTORSPORT	1	Turn 4	4	10:55:56.309
23	Antonio ALBACETE	LOVA ME-PRE MOTORSPORT	2	Turn 4	10	11:07:19.933
23	Antonio ALBACETE	LOVA ME-PRE MOTORSPORT	3	Turn 2	14	11:37:58.826
<b>Total Infractions:</b>						<b>3</b>
32	Marcos DE DIEGO	EFICAR TEAM COMAUTO	1	Turn 1	4	10:53:33.031
32	Marcos DE DIEGO	EFICAR TEAM COMAUTO	2	Turn 14	7	11:04:19.788
32	Marcos DE DIEGO	EFICAR TEAM COMAUTO	3	Turn 11	14	11:36:37.459
32	Marcos DE DIEGO	EFICAR TEAM COMAUTO	4	Turn 11	15	11:38:30.875
32	Marcos DE DIEGO	EFICAR TEAM COMAUTO	5	Turn 14	18	11:44:35.186
32	Marcos DE DIEGO	EFICAR TEAM COMAUTO	6	Turn 1	19	11:44:56.853
<b>Total Infractions:</b>						<b>6</b>
52	Alejandro SANCHEZ	ESCUELA VASCA DE CONDUCCIÓN	1	Turn 2	4	10:52:41.134
52	Alejandro SANCHEZ	ESCUELA VASCA DE CONDUCCIÓN	2	Turn 11	4	10:53:40.519
52	Alejandro SANCHEZ	ESCUELA VASCA DE CONDUCCIÓN	3	Turn 2	5	10:54:39.779
52	Alejandro SANCHEZ	ESCUELA VASCA DE CONDUCCIÓN	4	Turn 1	6	10:59:19.225
52	Alejandro SANCHEZ	ESCUELA VASCA DE CONDUCCIÓN	5	Turn 11	6	11:00:35.076
52	Alejandro SANCHEZ	ESCUELA VASCA DE CONDUCCIÓN	6	Turn 2	7	11:01:33.806
52	Alejandro SANCHEZ	ESCUELA VASCA DE CONDUCCIÓN	7	Turn 14	7	11:02:58.245
52	Alejandro SANCHEZ	ESCUELA VASCA DE CONDUCCIÓN	8	Turn 4	8	11:03:43.973
52	Alejandro SANCHEZ	ESCUELA VASCA DE CONDUCCIÓN	9	Turn 14	9	11:06:50.516
52	Alejandro SANCHEZ	ESCUELA VASCA DE CONDUCCIÓN	10	Turn 2	10	11:07:24.616
52	Alejandro SANCHEZ	ESCUELA VASCA DE CONDUCCIÓN	11	Turn 11	10	11:08:22.539
52	Alejandro SANCHEZ	ESCUELA VASCA DE CONDUCCIÓN	12	Turn 1	19	11:43:33.857
<b>Total Infractions:</b>						<b>12</b>



## Toyota GR Cup Spain ROUND 2 - VALENCIA Test Colectivo Previo Track Limits Analysis

No	Driver	Team	T.L. Nr	Camera	Lap	Time
63	Miguel Angel ROMERO	RX PRORACING	1	Turn 6	4	10:59:39.013
63	Miguel Angel ROMERO	RX PRORACING	2	Turn 14	4	11:00:33.591
63	Miguel Angel ROMERO	RX PRORACING	3	Turn 6	5	11:01:34.043
63	Miguel Angel ROMERO	RX PRORACING	4	Turn 1	6	11:02:51.427
63	Miguel Angel ROMERO	RX PRORACING	5	Turn 2	6	11:03:02.794
63	Miguel Angel ROMERO	RX PRORACING	6	Turn 1	7	11:04:46.225
63	Miguel Angel ROMERO	RX PRORACING	7	Turn 6	7	11:05:23.626
63	Miguel Angel ROMERO	RX PRORACING	8	Turn 6	8	11:07:18.238
63	Miguel Angel ROMERO	RX PRORACING	9	Turn 14	8	11:08:12.710
63	Miguel Angel ROMERO	RX PRORACING	10	Turn 1	9	11:08:35.221
63	Miguel Angel ROMERO	RX PRORACING	11	Turn 4	9	11:08:56.583
63	Miguel Angel ROMERO	RX PRORACING	12	Turn 6	9	11:09:11.560
63	Miguel Angel ROMERO	RX PRORACING	13	Turn 1	10	11:10:28.679
63	Miguel Angel ROMERO	RX PRORACING	14	Turn 2	10	11:10:40.015
63	Miguel Angel ROMERO	RX PRORACING	15	Turn 4	10	11:10:50.539
63	Miguel Angel ROMERO	RX PRORACING	16	Turn 6	11	11:31:22.326
63	Miguel Angel ROMERO	RX PRORACING	17	Turn 14	11	11:32:18.390
63	Miguel Angel ROMERO	RX PRORACING	18	Turn 1	13	11:34:35.602
63	Miguel Angel ROMERO	RX PRORACING	19	Turn 4	13	11:34:57.721
63	Miguel Angel ROMERO	RX PRORACING	20	Turn 6	13	11:35:13.054
63	Miguel Angel ROMERO	RX PRORACING	21	Turn 14	14	11:38:02.123
63	Miguel Angel ROMERO	RX PRORACING	22	Turn 1	15	11:38:24.732
63	Miguel Angel ROMERO	RX PRORACING	23	Turn 6	17	11:42:55.175
<b>Total Infractions:</b>						<b>23</b>
64	Jesus Luis RECUENCO	LOVA ME-PRE MOTORSPORT	1	Turn 2	2	10:48:10.669
64	Jesus Luis RECUENCO	LOVA ME-PRE MOTORSPORT	2	Turn 4	7	11:01:39.459
64	Jesus Luis RECUENCO	LOVA ME-PRE MOTORSPORT	3	Turn 4	8	11:03:34.334
64	Jesus Luis RECUENCO	LOVA ME-PRE MOTORSPORT	4	Turn 4	9	11:05:29.652
64	Jesus Luis RECUENCO	LOVA ME-PRE MOTORSPORT	5	Turn 4	10	11:07:25.470
64	Jesus Luis RECUENCO	LOVA ME-PRE MOTORSPORT	6	Turn 4	12	11:11:17.199
64	Jesus Luis RECUENCO	LOVA ME-PRE MOTORSPORT	7	Turn 1	15	11:36:44.328
64	Jesus Luis RECUENCO	LOVA ME-PRE MOTORSPORT	8	Turn 1	16	11:38:40.732
<b>Total Infractions:</b>						<b>8</b>
70	Santiago CASTILLA	EFICAR TEAM CASAL	1	Turn 4	5	10:57:06.450
70	Santiago CASTILLA	EFICAR TEAM CASAL	2	Turn 4	7	11:00:57.048
<b>Total Infractions:</b>						<b>2</b>
73	Lucas MARICONDA	RX PRORACING	1	Turn 1	2	10:48:11.503
73	Lucas MARICONDA	RX PRORACING	2	Turn 2	3	10:50:26.073
73	Lucas MARICONDA	RX PRORACING	3	Turn 1	3	10:50:12.498
73	Lucas MARICONDA	RX PRORACING	4	Turn 14	3	10:51:51.184
73	Lucas MARICONDA	RX PRORACING	5	Turn 14	4	10:53:50.110
73	Lucas MARICONDA	RX PRORACING	6	Turn 11	3	10:51:25.654
73	Lucas MARICONDA	RX PRORACING	7	Turn 11	4	10:53:24.810
<b>Total Infractions:</b>						<b>7</b>
86	Marta GARCÍA	RX PRORACING	1	Turn 11	3	10:54:55.059
86	Marta GARCÍA	RX PRORACING	2	Turn 6	3	10:54:24.044
86	Marta GARCÍA	RX PRORACING	3	Turn 4	4	10:56:06.193
86	Marta GARCÍA	RX PRORACING	4	Turn 11	4	10:56:54.175
86	Marta GARCÍA	RX PRORACING	5	Turn 11	5	10:58:52.865
86	Marta GARCÍA	RX PRORACING	6	Turn 4	5	10:58:05.235
86	Marta GARCÍA	RX PRORACING	7	Turn 4	6	11:00:03.530
86	Marta GARCÍA	RX PRORACING	8	Turn 11	6	11:00:44.614
86	Marta GARCÍA	RX PRORACING	9	Turn 11	6	11:00:50.321
86	Marta GARCÍA	RX PRORACING	10	Turn 4	7	11:10:35.328
86	Marta GARCÍA	RX PRORACING	11	Turn 4	8	11:31:30.888
86	Marta GARCÍA	RX PRORACING	12	Turn 4	15	11:45:19.408
<b>Total Infractions:</b>						<b>12</b>
95	Marco AGUILERA	EFICAR TEAM NIMO	1	Turn 4	4	10:52:22.996
95	Marco AGUILERA	EFICAR TEAM NIMO	2	Turn 2	6	10:58:26.480
95	Marco AGUILERA	EFICAR TEAM NIMO	3	Turn 1	6	10:58:16.148
95	Marco AGUILERA	EFICAR TEAM NIMO	4	Turn 6	6	10:58:53.569



**Toyota GR Cup Spain**  
**ROUND 2 - VALENCIA**

Test Colectivo Previo


**Track Limits Analysis**

No	Driver	Team	T.L. Nr	Camera	Lap	Time
						<b>Total Infractions:</b> <input type="text" value="4"/>
96	Luis ALVAREZ	LOVA ME-PRE MOTORSPORT	1	Turn 11	3	10:50:50.850
96	Luis ALVAREZ	LOVA ME-PRE MOTORSPORT	2	Turn 1	4	10:51:36.967
96	Luis ALVAREZ	LOVA ME-PRE MOTORSPORT	3	Turn 14	4	10:53:09.445
96	Luis ALVAREZ	LOVA ME-PRE MOTORSPORT	4	Turn 6	8	11:02:15.915
96	Luis ALVAREZ	LOVA ME-PRE MOTORSPORT	5	Turn 4	10	11:05:47.473
						<b>Total Infractions:</b> <input type="text" value="5"/>

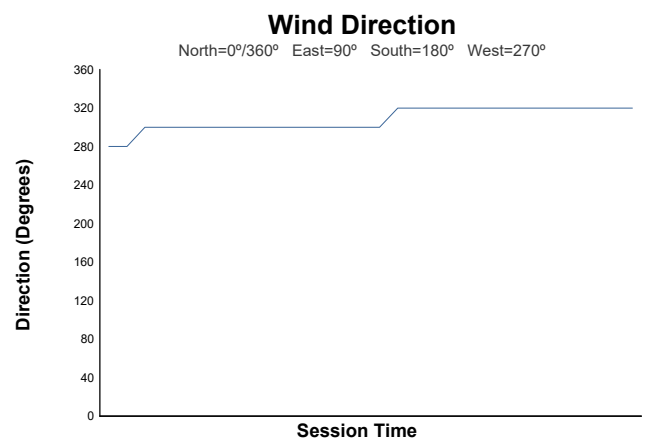
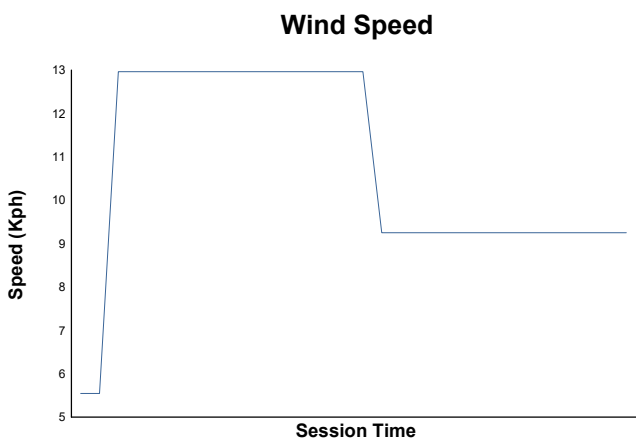
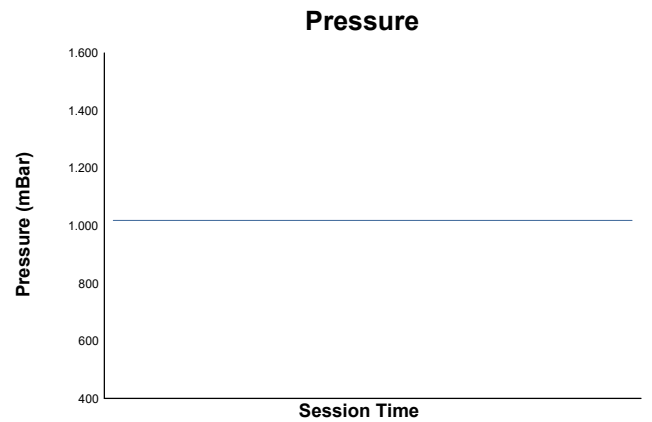
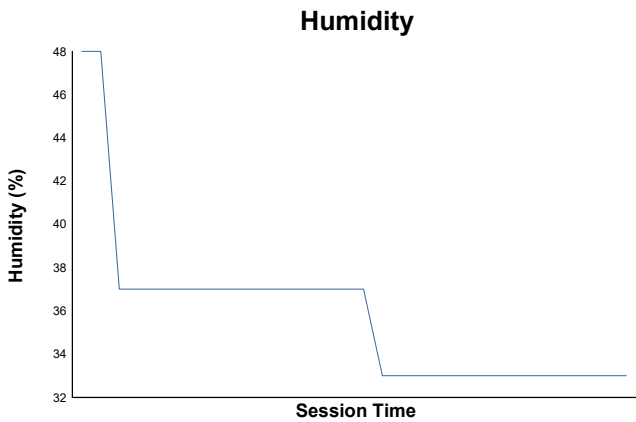
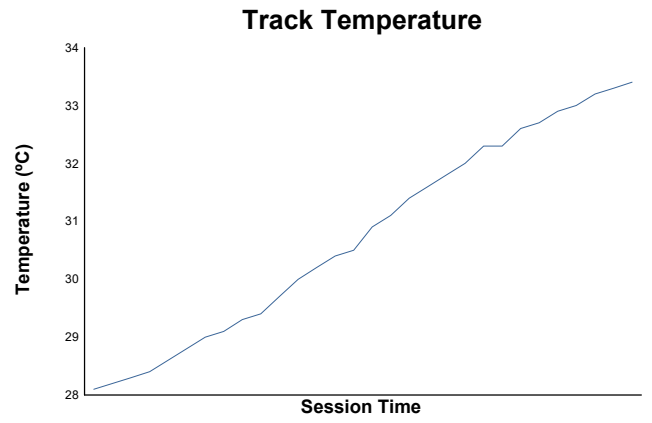
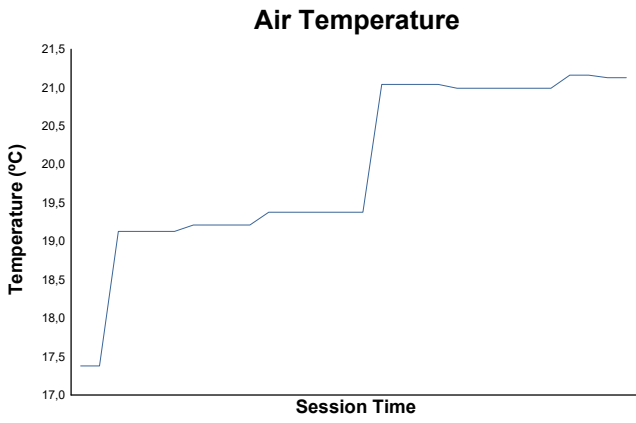
TOTAL TRACK LIMITS: 111

Published at: .....0.....






**ROUND 2 - VALENCIA**  
 Toyota GR Cup Spain  
 Test Colectivo Previo  
 Weather Report



Track Status: **DRY**



**Toyota GR Cup Spain**  
**ROUND 2 - VALENCIA**  
**Entrenamiento Libre 1+2**

**Classification**

No	Driver	Nat	Team	Car	Cl.	Time	Lap Total	Gap	Kph
1	95 Marco AGUILERA	ESP	EFICAR TEAM NIMO	Toyota GR86	GR	<b>1:53.419</b>	15 16	- -	<b>127.1</b>
2	32 Marcos DE DIEGO	ESP	EFICAR TEAM COMAUTO	Toyota GR86	GR	<b>1:53.426</b>	20 26	+0.007 +0.007	<b>127.1</b>
3	13 Joan VINYES D	AND	EFICAR TEAM	Toyota GR86	GR	<b>1:53.472</b>	16 17	+0.053 +0.046	<b>127.1</b>
4	96 Luis ALVAREZ	ESP	LOVA ME-PRE MOTORSPORT	Toyota GR86	GR	<b>1:53.516</b>	24 25	+0.097 +0.044	<b>127.0</b>
5	23 Antonio ALBACETE	ESP	LOVA ME-PRE MOTORSPORT	Toyota GR86	GR	<b>1:53.673</b>	14 16	+0.254 +0.157	<b>126.8</b>
6	14 Ignacio RODRIGUEZ	ESP	AVIASTEC_RACING	Toyota GR86	GR	<b>1:53.972</b>	13 21	+0.553 +0.299	<b>126.5</b>
7	8 Joan VINYES R	AND	EFICAR TEAM	Toyota GR86	GR	<b>1:54.169</b>	17 18	+0.750 +0.197	<b>126.3</b>
8	2 Sandro PEREZ	ESP	RX PRORACING	Toyota GR86	GR	<b>1:54.175</b>	14 16	+0.756 +0.006	<b>126.3</b>
9	63 Miguel Angel ROMERO	ESP	RX PRORACING	Toyota GR86	GR	<b>1:54.182</b>	13 19	+0.763 +0.007	<b>126.3</b>
10	73 Lucas MARICONDA	ESP	RX PRORACING	Toyota GR86	GR	<b>1:54.541</b>	19 25	+1.122 +0.359	<b>125.9</b>
11	70 Santiago CASTILLA	ESP	EFICAR TEAM CASAL	Toyota GR86	GR	<b>1:54.546</b>	12 21	+1.127 +0.005	<b>125.9</b>
12	15 Daniel CASAS	ESP	EFICAR TEAM	Toyota GR86	GR	<b>1:54.619</b>	22 22	+1.200 +0.073	<b>125.8</b>
13	64 Jesus Luis RECUENCO	ESP	LOVA ME-PRE MOTORSPORT	Toyota GR86	GR	<b>1:55.123</b>	22 23	+1.704 +0.504	<b>125.2</b>
14	86 Marta GARCIA	ESP	RX PRORACING	Toyota GR86	GR	<b>1:55.356</b>	6 16	+1.937 +0.233	<b>125.0</b>
15	52 Alejandro SANCHEZ	ESP	ESCUELA VASCA DE CONDUCCION	Toyota GR86	GR	<b>1:55.573</b>	12 24	+2.154 +0.217	<b>124.8</b>


<b>Fastest Lap:</b>	Lap 15	Marco AGUILERA	<b>1:53.419</b>	127.1 Kph
---------------------	--------	----------------	-----------------	-----------

Published at: **16:50**

Track Status: **DRY**

**Race Director:**  
David RODRIGUEZ

**Timekeeper:**  
Alberto ESTÉBANEZ



**Toyota GR Cup Spain**  
**ROUND 2 - VALENCIA**  
**Entrenamiento Libre 1+2**

**Classification by Division**


No Driver	Nat	Team	Car	Time	Lap Total	Gap	Kph
<b>JUNIOR</b>							
1 2 Sandro PEREZ	ESP	RX PRORACING	Toyota GR86	1:54.175	14 16		126.3
2 63 Miguel Angel ROMERO	ESP	RX PRORACING	Toyota GR86	1:54.182	13 19	+0.007 +0.007	126.3
3 73 Lucas MARICONDA	ESP	RX PRORACING	Toyota GR86	1:54.541	19 25	+0.366 +0.359	125.9
<b>SENIOR</b>							
1 8 Joan VINYES R	AND	EFICAR TEAM	Toyota GR86	1:54.169	17 18		126.3
2 52 Alejandro SANCHEZ	ESP	ESCUELA VASCA DE CONDUCCION	Toyota GR86	1:55.573	12 24	+1.404 +1.404	124.8

Published at: .....

Track Status: **DRY**

**Race Director:**  
 David RODRIGUEZ


**Timekeeper:**  
 Alberto ESTÉBANEZ



**Toyota GR Cup Spain**  
**ROUND 2 - VALENCIA**  
**Entrenamiento Libre 1+2**

**Best Top Speed**


No Driver	Team	Class	Top 1		Top 2		Top 3		Top 4		Top 5		Avg	
			Kph	Lap	Kph	Lap	Kph	Lap	Kph	Lap	Kph	Lap		
14	Ignacio RODRIGUEZ	AVIASTEC_RACING	GR	<b>191.5</b>	14	188.9	15	188.9	12	188.9	10	188.3	13	189,3
8	Joan VINYES R	EFICAR TEAM	GR	<b>188.9</b>	15	188.9	13	188.9	12	188.3	14	187.8	17	188,6
23	Antonio ALBACETE	LOVA ME-PRE MOTORSPORT	GR	<b>188.3</b>	14	187.8	15	187.3	13	186.8	16	186.8	12	187,4
95	Marco AGUILERA	EFICAR TEAM NIMO	GR	<b>187.8</b>	16	187.3	13	186.3	15	185.8	14	185.8	11	186,6
15	Daniel CASAS	EFICAR TEAM	GR	<b>187.8</b>	13	187.8	11	187.3	12	186.8	10	186.8	18	187,3
13	Joan VINYES D	EFICAR TEAM	GR	<b>187.3</b>	13	186.8	17	186.8	14	186.8	12	186.3	15	186,8
32	Marcos DE DIEGO	EFICAR TEAM COMAUTO	GR	<b>187.3</b>	13	186.8	14	186.8	6	186.3	12	186.3	15	186,7
52	Alejandro SANCHEZ	ESCUELA VASCA DE CONDUCCIÓN	GR	<b>187.3</b>	16	185.8	24	185.8	17	185.8	13	185.8	6	186,1
63	Miguel Angel ROMERO	RX PRORACING	GR	<b>186.8</b>	16	186.8	14	186.3	19	185.8	18	185.8	15	186,3
64	Jesus Luis RECUENCO	LOVA ME-PRE MOTORSPORT	GR	<b>186.8</b>	10	186.8	7	185.8	21	185.8	19	185.3	8	186,1
96	Luis ALVAREZ	LOVA ME-PRE MOTORSPORT	GR	<b>186.8</b>	25	186.3	24	185.8	22	185.8	18	185.8	17	186,1
73	Lucas MARICONDA	RX PRORACING	GR	<b>186.8</b>	23	186.3	25	186.3	24	185.8	6	185.8	7	186,2
2	Sandro PEREZ	RX PRORACING	GR	<b>186.3</b>	15	186.3	14	186.3	11	186.3	6	186.3	3	186,3
70	Santiago CASTILLA	EFICAR TEAM CASAL	GR	<b>186.3</b>	21	184.8	20	184.8	19	184.8	18	184.8	15	185,1
86	Marta GARCÍA	RX PRORACING	GR	<b>184.8</b>	13	184.3	14	184.3	4	183.8	11	183.8	7	184,2



**Toyota GR Cup Spain**  
**ROUND 2 - VALENCIA**  
**Entrenamiento Libre 1+2**

**Best Sector Times**


Sector 1			Sector 2			Sector 3			Ideal Lap	Best Lap
Pos	No Driver	Time	No Driver	Time	No Driver	Time	Pos	No Driver		
1	95 M.AGUILERA	26.094	32 M.DE DIEGO	55.678	32 M.DE DIEGO	31.208	1	32 M.DE DIEGO	1:52.998	1:53.426 (2)
2	8 J.VINYES R	26.099	13 J.VINYES D	55.817	96 L.ALVAREZ	31.252	2	96 L.ALVAREZ	1:53.273	1:53.516 (4)
3	32 M.DE DIEGO	26.112	95 M.AGUILERA	55.838	95 M.AGUILERA	31.343	3	95 M.AGUILERA	1:53.275	1:53.419 (1)
4	14 I.RODRIGUEZ	26.116	96 L.ALVAREZ	55.852	13 J.VINYES D	31.485	4	13 J.VINYES D	1:53.435	1:53.472 (3)
5	13 J.VINYES D	26.133	23 A.ALBACETE	55.890	63 M.ROMERO	31.489	5	23 A.ALBACETE	1:53.650	1:53.673 (5)
6	96 L.ALVAREZ	26.169	2 S.PEREZ	56.045	15 D.CASAS	31.524	6	14 I.RODRIGUEZ	1:53.706	1:53.972 (6)
7	23 A.ALBACETE	26.205	14 I.RODRIGUEZ	56.050	14 I.RODRIGUEZ	31.540	7	8 J.VINYES R	1:53.887	1:54.169 (7)
8	70 S.CASTILLA	26.316	8 J.VINYES R	56.232	73 L.MARICONDA	31.546	8	2 S.PEREZ	1:54.089	1:54.175 (8)
9	15 D.CASAS	26.409	63 M.ROMERO	56.250	23 A.ALBACETE	31.555	9	63 M.ROMERO	1:54.182	1:54.182 (9)
10	63 M.ROMERO	26.443	70 S.CASTILLA	56.380	8 J.VINYES R	31.556	10	73 L.MARICONDA	1:54.404	1:54.541 (10)
11	73 L.MARICONDA	26.443	73 L.MARICONDA	56.415	2 S.PEREZ	31.557	11	70 S.CASTILLA	1:54.407	1:54.546 (11)
12	2 S.PEREZ	26.487	64 J.RECUENCO	56.550	70 S.CASTILLA	31.711	12	15 D.CASAS	1:54.491	1:54.619 (12)
13	64 J.RECUENCO	26.514	86 M.GARCÍA	56.555	64 J.RECUENCO	31.870	13	64 J.RECUENCO	1:54.934	1:55.123 (13)
14	52 A.SANCHEZ	26.529	15 D.CASAS	56.558	52 A.SANCHEZ	31.954	14	86 M.GARCÍA	1:55.170	1:55.356 (14)
15	86 M.GARCÍA	26.630	52 A.SANCHEZ	56.930	86 M.GARCÍA	31.985	15	52 A.SANCHEZ	1:55.413	1:55.573 (15)



**Toyota GR Cup Spain**  
**ROUND 2 - VALENCIA**  
**Entrenamiento Libre 1+2**





**Fastest Lap Sequence**


Elapsed	No	Driver	Team	Car	Class	Time	Kph	Lap
4:57.180	64	Jesus Luis RECUENCO	LOVA ME-PRE MOTORSPORT	Toyota GR86	GR	<b>2:02.047</b>	118.1	2
4:59.808	73	Lucas MARICONDA	RX PRORACING	Toyota GR86	GR	<b>1:58.572</b>	121.6	2
6:53.918	64	Jesus Luis RECUENCO	LOVA ME-PRE MOTORSPORT	Toyota GR86	GR	<b>1:56.738</b>	123.5	3
7:50.609	96	Luis ALVAREZ	LOVA ME-PRE MOTORSPORT	Toyota GR86	GR	<b>1:54.359</b>	126.1	3
9:16.143	32	Marcos DE DIEGO	EFICAR TEAM COMAUTO	Toyota GR86	GR	<b>1:54.292</b>	126.2	4
10:48.476	13	Joan VINYES D	EFICAR TEAM	Toyota GR86	GR	<b>1:54.206</b>	126.2	4
11:09.900	32	Marcos DE DIEGO	EFICAR TEAM COMAUTO	Toyota GR86	GR	<b>1:53.757</b>	126.7	5
24:49.943	13	Joan VINYES D	EFICAR TEAM	Toyota GR86	GR	<b>1:53.613</b>	126.9	9
25:13.025	32	Marcos DE DIEGO	EFICAR TEAM COMAUTO	Toyota GR86	GR	<b>1:53.514</b>	127.0	11
38:27.503	13	Joan VINYES D	EFICAR TEAM	Toyota GR86	GR	<b>1:53.472</b>	127.1	16
46:37.580	32	Marcos DE DIEGO	EFICAR TEAM COMAUTO	Toyota GR86	GR	<b>1:53.426</b>	127.1	20
54:01.535	95	Marco AGUILERA	EFICAR TEAM NIMO	Toyota GR86	GR	<b>1:53.419</b>	127.1	15



**Toyota GR Cup Spain**  
**ROUND 2 - VALENCIA**  
Entrenamiento Libre 1+2

Flag Analysis

Flag	Time
 GREEN FLAG	14:00:00.000
 YELLOW FLAG AT SECTOR 2	14:49:06.208
 GREEN FLAG AT SECTOR 2	14:49:14.302
 CHEQUERED FLAG	15:00:00.000



# Toyota GR Cup Spain


## ROUND 2 - VALENCIA

### Entrenamiento Libre 1+2

## Sector Analysis

— Invalidated Lap    ■ Personal Best    ■ Session Best    B Crossing the pit lane

Lap	Time	Sector 1	Sector 2	Sector 3	T.Sp	Elapsed	Lap	Time	Sector 1	Sector 2	Sector 3	T.Sp	Elapsed
<b>2</b>	<b>Sandro PEREZ</b> ESP RX PRORACING Toyota GR86						15	1:54.034	26.222	56.124	31.688	186.3	36:34.031
1	6:45.581	5:11.673	1:01.363	32.545		6:45.581	16	<b>1:53.472</b>	<b>26.133</b>	<b>55.817</b>	31.522	185.8	38:27.503
2	1:55.480	27.001	56.561	31.918	183.8	8:41.061	17	2:09.504 B	27.723	1:00.088	41.693	186.8	40:37.007
3	2:00.073	27.873	59.950	32.250	186.3	10:41.134							
4	1:54.562	26.542	56.404	31.616	185.3	12:35.696							
5	1:54.306	26.551	56.198	<b>31.557</b>	185.8	14:30.002							
6	2:08.932 B	26.563	1:00.427	41.942	186.3	16:38.934							
7	7:50.630	6:21.305	57.471	31.854		24:29.564							
8	1:55.117	26.578	56.302	<b>32.237</b>	185.3	26:24.681							
9	2:04.925 B	26.632	57.281	41.012	183.8	28:29.606							
10	8:30.177	7:01.589	56.743	31.845		36:59.783							
11	2:05.522 B	26.374	56.375	42.773	186.3	39:05.305							
12	8:04.486	6:28.288	1:04.292	31.906		47:09.791							
13	1:54.364	26.606	56.075	31.683	185.3	49:04.155							
14	<b>1:54.175</b>	<b>26.487</b>	<b>56.045</b>	31.643	186.3	50:58.330							
15	1:56.069	26.573	56.101	33.395	186.3	52:54.399							
16	2:20.610 B	31.607	1:03.319	45.684	137.1	55:15.009							
<b>8</b>	<b>Joan VINYES R</b> AND EFICAR TEAM Toyota GR86						14	<b>Ignacio RODRIGUEZ</b> ESP AVIASTEC_RACING Toyota GR86					
1	4:39.316	2:58.611	1:04.515	36.190		4:39.316	1	8:34.813	7:00.365	1:01.527	32.921		8:34.813
2	1:59.357	27.828	58.916	32.613	181.9	6:38.673	2	2:04.781 B	28.109	58.786	37.886	182.9	10:39.594
3	1:57.375	27.457	57.973	31.945	183.3	8:36.048	3	<b>5:16.317</b>	3:47.375	<b>56.961</b>	31.981		15:55.911
4	1:55.913	26.660	57.436	31.817	186.3	10:31.961	4	1:54.676	<b>26.400</b>	56.684	31.592	186.3	17:50.587
5	1:55.326	26.527	57.000	31.799	185.8	12:27.287	5	1:54.899	26.406	56.756	31.737	185.3	19:45.486
6	1:54.909	26.233	57.023	31.653	185.8	14:22.196	6	1:54.572	26.417	56.546	31.609	186.3	21:40.058
7	1:54.850	26.319	56.975	<b>31.556</b>	186.3	16:17.046	7	1:54.238	26.442	56.168	31.628	186.8	23:34.296
8	1:54.711	26.497	56.527	31.687	186.3	18:11.757	8	2:04.921 B	26.686	56.886	41.349	187.3	25:39.217
9	2:06.409 B	28.880	58.067	39.462	186.3	20:18.166	9	5:17.428	3:42.406	1:03.281	31.741		30:56.645
10	4:46.431	3:16.964	57.271	32.196		25:04.597	10	1:54.891	26.468	56.640	31.783	188.9	32:51.536
11	1:56.511	26.702	57.614	32.195	186.3	27:01.108	11	1:54.691	26.423	56.521	31.747	187.3	34:46.227
12	1:54.436	26.341	56.463	31.632	188.9	28:55.544	12	1:54.263	26.334	<b>56.050</b>	31.879	188.9	36:40.490
13	1:54.556	26.319	56.377	31.860	188.9	30:50.100	13	<b>1:53.972</b>	26.320	56.079	31.573	188.3	38:34.462
14	1:56.413	26.475	58.055	31.883	188.3	32:46.513	14	1:58.809	26.382	1:00.615	31.812	191.5	40:33.271
15	1:54.446	26.350	56.318	31.778	188.9	34:40.959	15	1:54.053	26.171	56.177	31.705	188.9	42:27.324
16	1:54.412	26.258	56.416	31.738	187.8	36:35.371	16	2:04.368 B	26.350	56.223	41.795	187.3	44:31.692
17	<b>1:54.169</b>	<b>26.099</b>	<b>56.232</b>	31.838	187.8	38:29.540	17	8:31.036	7:02.224	56.796	32.016		53:02.728
18	2:09.597 B	27.840	58.558	43.199	187.3	40:39.137	18	1:55.151	26.554	56.891	31.706	186.3	54:57.879
<b>13</b>	<b>Joan VINYES D</b> AND EFICAR TEAM Toyota GR86						15	<b>Daniel CASAS</b> ESP EFICAR TEAM Toyota GR86					
1	4:47.380	2:59.452	1:09.696	38.232		4:47.380	1	5:03.050	3:17.164	1:09.959	35.927		5:03.050
2	2:09.885	32.307	1:02.787	34.791	125.9	6:57.265	2	2:12.879 B	32.030	59.714	41.135	165.0	7:15.929
3	1:57.005	27.751	57.346	31.908	179.5	8:54.270	3	3:38.608	2:07.918	58.354	32.336		10:54.537
4	1:54.206	26.557	56.164	<b>31.485</b>	186.3	10:48.476	4	1:55.651	27.046	56.713	31.892	184.8	12:50.188
5	2:19.985 B	29.673	1:04.016	46.296	168.2	13:08.461	5	1:55.392	26.744	56.741	31.907	185.3	14:45.580
6	<b>5:58.490</b>	4:27.114	56.640	34.736		19:06.951	6	2:04.652 B	26.829	57.109	40.714	184.8	16:50.232
7	1:55.177	26.334	56.168	32.675	184.8	21:02.128	7	4:27.247	2:57.928	57.353	31.966		21:17.479
8	1:54.202	26.250	56.425	31.527	185.3	22:56.330	8	1:55.717	26.751	56.945	32.021	184.3	23:13.196
9	1:53.613	26.205	55.905	31.503	185.8	24:49.943	9	1:54.968	26.734	56.643	31.591	184.8	25:08.164
10	2:10.533	30.692	1:07.091	32.750	166.6	27:00.476	10	<b>1:54.854</b>	<b>26.494</b>	56.796	31.564	186.8	27:03.018
11	1:54.025	26.275	56.110	31.640	185.8	28:54.501	11	1:54.761	<b>26.409</b>	<b>56.558</b>	31.794	187.8	28:57.779
12	1:54.450	26.377	56.464	31.609	186.8	30:48.951	12	1:57.956	26.892	59.406	31.658	187.3	30:55.735
13	1:56.914	26.456	57.877	32.581	187.3	32:45.865	13	2:08.610 B	26.719	56.782	45.109	187.8	33:04.345
14	1:54.132	26.259	56.201	31.672	186.8	34:39.997	14	5:19.713	3:50.366	57.367	31.980		38:24.058
							<b>23</b>	<b>Antonio ALBACETE</b> ESP LOVA ME-PRE MOTORSPORT Toyota GR86					
							1	3:03.781	1:18.610				3:03.781
							2	2:09.235	32.307	1:02.360	34.568	134.5	5:13.016



# Toyota GR Cup Spain

## ROUND 2 - VALENCIA

### Entrenamiento Libre 1+2

## Sector Analysis

— Invalidated Lap    ■ Personal Best    ■ Session Best    B Crossing the pit lane


Lap	Time	Sector 1	Sector 2	Sector 3	T.Sp	Elapsed	Lap	Time	Sector 1	Sector 2	Sector 3	T.Sp	Elapsed
3	2:29.072 B	29.298	1:00.028	59.746	182.9	7:42.088	12	<b>1:55.573</b>	26.689	<b>56.930</b>	<b>31.954</b>	185.3	26:44.928
4	5:00.203	3:28.842	58.939	32.422		12:42.291	13	1:55.973	26.738	57.151	32.084	185.8	28:40.901
5	<u>1:55.203</u>	<u>26.595</u>	56.775	31.833	184.8	14:37.494	14	1:59.656	27.247	59.502	32.907	184.3	30:40.557
6	1:54.477	26.424	56.275	31.778	186.3	16:31.971	15	2:15.556	27.465	1:15.720	32.371	181.9	32:56.113
7	<u>1:57.949</u>	<u>26.343</u>	59.425	32.181	185.3	18:29.920	16	<u>1:57.730</u>	<u>27.372</u>	58.078	32.280	187.3	34:53.843
8	1:54.157	26.425	56.177	<b>31.555</b>	186.3	20:24.077	17	<u>1:56.965</u>	<b>26.529</b>	<u>57.959</u>	32.477	185.8	36:50.808
9	<u>2:21.957 B</u>	<u>26.369</u>	59.498	56.090	186.3	22:46.034	18	1:59.544	26.565	57.593	35.386	184.8	38:50.352
10	8:17.248	6:43.585	59.383	34.280		31:03.282	19	2:11.070 B	30.152	57.934	42.984	125.2	41:01.422
11	2:00.687	26.361	58.113	36.213	186.3	33:03.969	20	4:49.521	3:19.930	57.484	32.107		45:50.943
12	<u>1:59.841</u>	<u>26.512</u>	57.764	35.565	186.8	35:03.810	21	1:56.496	26.937	57.565	31.994	184.8	47:47.439
13	1:54.435	26.354	56.484	31.597	187.3	36:58.245	22	2:00.257	29.955	57.820	32.482	173.2	49:47.696
14	<b>1:53.673</b>	<b>26.205</b>	<b>55.890</b>	31.578	188.3	38:51.918	23	1:56.774	27.018	57.587	32.169	184.8	51:44.470
15	1:57.430	26.243	58.459	32.728	187.8	40:49.348	24	2:17.105 B	26.789	57.092	53.224	185.8	54:01.575
16	<u>2:31.810 B</u>	<u>26.978</u>	1:10.535	54.297	186.8	43:21.158							

32 Marcos DE DIEGO		ESP				
EFICAR TEAM COMAUTO		Toyota GR86				
1	3:32.293	1:59.255	59.914	33.124	3:32.293	
2	<u>1:55.414</u>	27.017	56.702	<b>31.695</b>	181.4	5:27.707
3	<u>1:54.144</u>	<u>26.542</u>	56.088	31.514	184.8	7:21.851
4	1:54.292	26.280	56.243	31.769	185.8	9:16.143
5	1:53.757	26.279	55.861	31.617	185.3	11:09.900
6	2:05.221 B	27.110	56.552	41.559	186.8	13:15.121
7	4:21.960	2:53.381	56.582	31.997		17:37.081
8	1:54.603	26.403	56.568	31.632	182.9	19:31.684
9	1:54.052	26.436	56.009	31.607	184.3	21:25.736
10	1:53.775	26.317	55.989	31.469	185.3	23:19.511
11	1:53.514	26.218	<b>55.678</b>	31.618	185.8	25:13.025
12	1:53.597	26.284	55.882	31.431	186.3	27:06.622
13	1:53.653	26.190	55.739	31.724	187.3	29:00.275
14	<u>1:54.449</u>	26.131	<u>56.576</u>	31.742	186.8	30:54.724
15	2:04.359 B	26.267	56.138	41.954	186.3	32:59.083
16	4:56.521 B	3:00.088	1:08.932	47.501		37:55.604
17	3:01.154	1:23.104	1:05.810	32.240		40:56.758
18	1:53.793	26.346	56.094	31.353	184.3	42:50.551
19	1:53.603	26.422	55.742	31.439	185.8	44:44.154
20	<b>1:53.426</b>	26.230	55.988	<b>31.208</b>	186.3	46:37.580
21	1:54.416	26.179	56.094	32.143	186.3	48:31.996
22	2:07.741 B	26.678	58.264	42.799	185.3	50:39.737
23	3:47.484	2:19.416	56.460	31.608		54:27.221
24	<u>1:54.165</u>	26.125	<u>56.445</u>	31.595	186.3	56:21.386
25	1:53.433	<b>26.112</b>	56.020	31.301	186.3	58:14.819
26	1:53.686	26.208	56.012	31.466	185.8	1:00:08.505

52 Alejandro SANCHEZ		ESP				
ESCUELA VASCA DE CONDUCCIÓN		Toyota GR86				
1	2:58.814	1:14.986			2:58.814	
2	2:05.864	31.680	1:00.935	33.249	164.6	5:04.678
3	2:00.779	29.504	58.555	32.720	175.9	7:05.457
4	1:57.305	27.601	57.547	32.157	183.8	9:02.762
5	1:56.836	26.962	57.445	32.429	185.3	10:59.598
6	2:13.186 B	27.149	1:01.907	44.130	185.8	13:12.784
7	3:49.978	2:19.978	57.253	32.747		17:02.762
8	1:57.648	27.053	58.097	32.498	182.9	19:00.410
9	1:56.482	27.051	57.416	32.015	185.3	20:56.892
10	1:56.137	26.763	57.335	32.039	185.3	22:53.029
11	1:56.326	26.706	57.359	32.261	184.8	24:49.355

63 Miguel Angel ROMERO		ESP				
RX PRORACING		Toyota GR86				
1	6:12.827	4:35.800	1:03.113	33.914	6:12.827	
2	1:57.575	27.662	57.706	32.207	180.9	8:10.402
3	1:55.382	26.892	56.622	31.868	183.8	10:05.784
4	1:54.988	26.959	56.402	31.627	185.3	12:00.772
5	<u>1:54.801</u>	26.656	<u>56.572</u>	31.573	184.8	13:55.573
6	1:54.773	26.621	56.495	31.657	185.3	15:50.346
7	2:08.729 B	28.447	58.557	41.725	184.8	17:59.075
8	5:53.447	4:22.760	58.568	32.119		23:52.522
9	1:54.735	26.844	56.286	31.605	183.3	25:47.257
10	<u>1:56.589</u>	<u>26.735</u>	57.895	31.959	185.3	27:43.846
11	1:58.039	26.503	59.457	32.079	185.8	29:41.885
12	1:54.826	26.564	56.502	31.760	185.3	31:36.711
13	<b>1:54.182</b>	<b>26.443</b>	<b>56.250</b>	<b>31.489</b>	184.8	33:30.893
14	1:55.479	26.876	56.867	31.736	186.8	35:26.372
15	<u>1:55.382</u>	26.551	<u>56.840</u>	31.991	185.8	37:21.754
16	2:01.338 B	26.579	56.365	38.394	186.8	39:23.092
17	3:44.039	2:15.659	56.561	31.819		43:07.131
18	<u>1:54.285</u>	26.631	<u>56.128</u>	31.526	185.8	45:01.416
19	2:04.481 B	26.501	56.299	41.681	186.3	47:05.897

64 Jesus Luis RECUENCO		ESP				
LOVA ME-PRE MOTORSPORT		Toyota GR86				
1	2:55.133	1:13.381			2:55.133	
2	2:02.047	29.381	59.973	32.693	165.8	4:57.180
3	1:56.738	27.165	57.359	32.214	181.4	6:53.918
4	<u>1:57.269</u>	26.841	<u>58.132</u>	32.296	183.8	8:51.187
5	1:55.645	26.614	56.892	32.139	183.8	10:46.832
6	1:56.370	26.653	57.598	32.119	183.8	12:43.202
7	1:55.637	26.693	57.025	31.919	186.8	14:38.839
8	<u>1:56.500</u>	<u>26.882</u>	<u>57.268</u>	32.350	185.3	16:35.339
9	1:55.481	26.541	56.970	31.970	184.8	18:30.820
10	1:56.028	26.627	57.200	32.201	186.8	20:26.848
11	<u>2:04.623 B</u>	<u>26.766</u>	56.911	40.946	185.3	22:31.471
12	10:23.948	8:53.296	57.900	32.752		32:55.419
13	<u>2:11.678</u>	<u>30.627</u>	1:04.036	37.015	184.3	35:07.097
14	1:58.439	28.784	57.279	32.376	171.1	37:05.536
15	2:12.026 B	27.035	58.530	46.461	184.3	39:17.562
16	8:54.724	7:24.048	58.273	32.403		48:12.286
17	1:56.593	26.679	57.050	32.864	183.3	50:08.879
18	1:56.015	26.660	57.301	32.054	185.3	52:04.894
19	1:55.694	26.923	56.669	32.102	185.8	54:00.588



## Toyota GR Cup Spain ROUND 2 - VALENCIA Entrenamiento Libre 1+2

### Sector Analysis


— Invalidated Lap

■ Personal Best

■ Session Best

B Crossing the pit lane

Lap	Time	Sector 1	Sector 2	Sector 3	T.Sp	Elapsed	Lap	Time	Sector 1	Sector 2	Sector 3	T.Sp	Elapsed
20	1:57.177	27.618	57.157	32.402	185.3	55:57.765							
21	1:55.613	<b>26.514</b>	56.744	32.355	185.8	57:53.378							
22	<b>1:55.123</b>	26.703	<b>56.550</b>	<b>31.870</b>	185.3	59:48.501							
23	1:55.327	26.676	56.747	31.904	183.3	1:01:43.828							
<b>70</b>	<b>Santiago CASTILLA</b>					ESP	<b>86</b>	<b>Marta GARCÍA</b>					ESP
	EFICAR TEAM CASAL					Toyota GR86		RX PRORACING					Toyota GR86
1	7:09.533	5:37.200	59.759	32.574		7:09.533	1	7:36.289	6:00.200	1:01.767	34.322		7:36.289
2	1:57.341	27.197	57.868	32.276	182.9	9:06.874	2	1:58.763	27.974	58.160	32.629	182.9	9:35.052
3	<b>1:56.065</b>	26.594	<b>57.248</b>	32.223	183.8	11:02.939	3	1:55.984	26.939	57.060	<b>31.985</b>	182.9	11:31.036
4	1:55.599	26.794	56.826	31.979	180.5	12:58.538	4	1:55.715	<b>26.630</b>	56.656	32.429	184.3	13:26.751
5	1:54.565	26.318	<b>56.380</b>	31.867	183.8	14:53.103	5	1:55.770	26.795	56.835	32.140	182.9	15:22.521
6	2:03.896 B	26.370	56.630	40.896	183.3	16:56.999	6	<b>1:55.356</b>	26.636	56.604	32.116	183.8	17:17.877
7	6:28.668	4:59.809	57.004	31.855		23:25.667	7	<b>2:06.159 B</b>	26.676	<b>56.794</b>	42.689	183.8	19:24.036
8	1:55.993	26.355	57.202	32.436	183.3	25:21.660	8	9:26.693	7:56.353	57.733	32.607		28:50.729
9	1:54.921	26.444	56.489	31.988	184.3	27:16.581	9	<b>1:56.524</b>	26.956	<b>57.134</b>	32.434	182.9	30:47.253
10	2:09.097	26.364	1:10.893	31.840	184.3	29:25.678	10	<b>1:56.055</b>	26.821	<b>57.182</b>	32.052	182.4	32:43.308
11	<b>1:55.199</b>	<b>26.487</b>	56.835	31.877	183.3	31:20.877	11	<b>1:59.307</b>	26.675	<b>56.939</b>	<b>35.693</b>	183.8	34:42.615
12	<b>1:54.546</b>	26.342	56.391	31.813	183.8	33:15.423	12	<b>1:55.768</b>	<b>27.070</b>	<b>56.555</b>	32.143	176.8	36:38.383
13	<b>2:04.132 B</b>	<b>26.268</b>	56.608	41.256	183.3	35:19.555	13	<b>1:55.783</b>	26.802	<b>56.898</b>	32.083	184.8	38:34.166
14	9:07.556	7:36.029	57.457	34.070		44:27.111	14	<b>2:11.029 B</b>	<b>27.522</b>	57.551	45.956	184.3	40:45.195
15	1:55.187	26.502	56.857	31.828	184.8	46:22.298	15	7:13.368	5:40.004	1:00.332	33.032		47:58.563
16	1:55.184	26.581	56.788	31.815	182.4	48:17.482	16	<b>2:08.443 B</b>	27.281	58.415	42.747	181.4	50:07.006
17	2:15.756	26.370	1:17.366	32.020	184.3	50:33.238							
18	<b>1:54.832</b>	<b>26.251</b>	56.694	31.887	184.8	52:28.070							
19	1:56.107	26.682	57.345	32.080	184.8	54:24.177							
20	2:01.908	27.430	1:02.767	<b>31.711</b>	184.8	56:26.085							
21	2:07.809 B	<b>26.316</b>	1:00.007	41.486	186.3	58:33.894							
<b>73</b>	<b>Lucas MARICONDA</b>					ESP	<b>95</b>	<b>Marco AGUILERA</b>					ESP
	RX PRORACING					Toyota GR86		EFICAR TEAM NIMO					Toyota GR86
1	3:01.236	1:26.493	1:01.609	33.134		3:01.236	1	15:53.818 B	...	1:17.107	52.600		15:53.818
2	1:58.572	28.335	57.911	32.326	179.5	4:59.808	2	6:21.279	4:39.624	1:03.755	37.900		22:15.097
3	<b>2:00.921 B</b>	27.025	<b>57.278</b>	36.618	184.8	7:00.729	3	2:17.992 B	28.496	1:02.685	46.811	178.6	24:33.089
4	4:06.238	2:36.042	58.048	32.148		11:06.967	4	5:10.842	3:34.574	1:03.818	32.450		29:43.931
5	2:00.051	26.900	1:00.695	32.456	185.3	13:07.018	5	<b>1:56.651</b>	<b>27.183</b>	<b>57.584</b>	31.884	182.9	31:40.582
6	1:55.624	26.858	56.913	31.853	185.8	15:02.642	6	1:55.575	26.943	56.767	31.865	184.3	33:36.157
7	1:55.892	26.784	57.079	32.029	185.8	16:58.534	7	2:21.878 B	31.098	1:05.156	45.624	161.1	35:58.035
8	1:55.612	26.708	56.976	31.928	184.8	18:54.146	8	<b>4:34.490</b>	3:06.144	<b>56.723</b>	31.623		40:32.525
9	2:12.577	29.490	1:08.554	34.533	185.8	21:06.723	9	<b>1:59.818</b>	<b>29.767</b>	58.375	31.676	184.3	42:32.343
10	<b>1:58.139</b>	<b>27.021</b>	57.634	33.484	185.3	23:04.862	10	1:53.913	26.376	56.021	31.516	185.8	44:26.256
11	1:56.152	26.957	57.233	31.962	185.3	25:01.014	11	1:58.180	28.935	57.660	31.585	185.8	46:24.436
12	1:55.571	26.814	57.004	31.753	185.8	26:56.585	12	1:53.754	26.270	55.978	31.506	185.3	48:18.190
13	2:10.340 B	28.347	1:02.921	39.072	183.3	29:06.925	13	1:56.464	26.222	58.315	31.927	187.3	50:14.654
14	6:52.497	5:20.357	59.540	32.600		35:59.422	14	1:53.462	26.281	<b>55.838</b>	<b>31.343</b>	185.8	52:08.116
15	1:57.279	27.261	57.803	32.215	183.3	37:56.701	15	<b>1:53.419</b>	<b>26.094</b>	55.871	31.454	186.3	54:01.535
16	1:56.117	26.985	57.228	31.904	183.8	39:52.818	16	<b>2:07.082 B</b>	<b>26.280</b>	56.015	44.787	187.8	56:08.617
17	1:55.321	26.710	56.818	31.793	184.8	41:48.139							
18	1:54.988	26.540	56.705	31.743	185.8	43:43.127							
19	<b>1:54.541</b>	<b>26.443</b>	<b>56.415</b>	31.683	185.3	45:37.668							
20	2:04.322 B	26.470	1:00.040	37.812	185.8	47:41.990							
21	5:39.016	4:08.302	58.436	32.278		53:21.006							
22	1:55.319	26.731	56.863	31.725	185.3	55:16.325							
23	1:54.847	26.451	56.715	31.681	186.8	57:11.172							
24	1:54.691	26.627	56.518	<b>31.546</b>	186.3	59:05.863							
25	<b>1:55.252</b>	26.623	<b>56.512</b>	32.117	186.3	1:01:01.115							
							<b>96</b>	<b>Luis ALVAREZ</b>					ESP
								LOVA ME-PRE MOTORSPORT					Toyota GR86
							1	2:37.092 B	59.573				2:37.092
							2	3:19.158	1:49.810	57.518	31.830		5:56.250
							3	1:54.359	26.570	56.127	31.662	182.9	7:50.609
							4	2:00.703	26.498	57.555	36.650	183.8	9:51.312
							5	<b>1:55.965</b>	<b>28.045</b>	56.331	31.589	184.3	11:47.277
							6	1:54.027	26.463	55.923	31.641	184.3	13:41.304
							7	1:58.981 B	26.431	56.068	36.482	184.8	15:40.285
							8	4:45.367	3:07.663	1:03.350	34.354		20:25.652
							9	1:54.556	26.619	56.304	31.633	184.8	22:20.208
							10	1:54.426	26.441	56.378	31.607	184.8	24:14.634
							11	1:54.590	26.354	56.342	31.894	184.8	26:09.224
							12	1:54.061	26.334	56.126	31.601	184.8	28:03.285
							13	1:54.366	26.317	<b>55.852</b>	32.197	185.3	29:57.651
							14	1:54.894	26.399	56.741	31.754	185.3	31:52.545
							15	1:54.355	26.391	56.152	31.812	183.8	33:46.900
							16	1:54.152	26.351	56.222	31.579	184.8	35:41.052




**Toyota GR Cup Spain**  
**ROUND 2 - VALENCIA**  
**Entrenamiento Libre 1+2**

**Sector Analysis**

— Invalidated Lap    ■ Personal Best    ■ Session Best    **B** Crossing the pit lane

Lap	Time	Sector 1	Sector 2	Sector 3	T.Spd	Elapsed	Lap	Time	Sector 1	Sector 2	Sector 3	T.Spd	Elapsed
17	1:53.924	26.400	56.030	31.494	185.8	37:34.976							
18	1:59.143 <b>B</b>	26.316	56.207	36.620	185.8	39:34.119							
19	8:58.965	7:15.036	1:11.789	32.140		48:33.084							
20	1:56.724	26.648	57.737	32.339	184.8	50:29.808							
21	<u>1:53.718</u>	<u>26.418</u>	56.048	<b>31.252</b>	184.3	52:23.526							
22	1:53.981	26.265	56.089	31.627	185.8	54:17.507							
23	2:07.091	31.544	1:03.976	31.571	139.6	56:24.598							
24	<b>1:53.516</b>	<b>26.169</b>	55.920	31.427	186.3	58:18.114							
25	2:23.814 <b>B</b>	26.260	1:13.076	44.478	186.8	1:00:41.928							






**Toyota GR Cup Spain**  
**ROUND 2 - VALENCIA**  
**Entrenamiento Libre 1+2**

**Race Director Report**

Hour	Flag	Message
14:00:00		PIT LANE ABIERTO
14:31:51		STOP & GO COCHE #31 #15 10 SEGUNDOS - LINEA PIT EXIT
14:34:15		STOP & GO COCHE #32 10 SEGUNDOS - LINEA PIT EXIT CORRECCION
14:49:06	YF	DOUBLE YELLOW AT TURN 4
14:49:14	GF	GREEN FLAG
15:00:00		BANDERA A CUADROS

Published at: .....


<b>Race Director:</b> David RODRIGUEZ		<b>Timekeeper:</b> Alberto ESTEBANEZ	
--	---	---	---



## Toyota GR Cup Spain ROUND 2 - VALENCIA Entrenamiento Libre 1+2

### Track Limits Analysis

No	Driver	Team	T.L. Nr	Camera	Lap	Time	
2	Sandro PEREZ	RX PRORACING	1	Turn 4	1	14:05:21.786	
2	Sandro PEREZ	RX PRORACING	2	Turn 1	6	14:14:43.163	
2	Sandro PEREZ	RX PRORACING	3	Turn 14	8	14:26:15.118	
2	Sandro PEREZ	RX PRORACING	4	Turn 2	11	14:37:24.561	
2	Sandro PEREZ	RX PRORACING	5	Turn 6	11	14:37:50.553	
							<b>Total Infractions:</b> <input type="text" value="5"/>
8	Joan VINYES R	EFICAR TEAM	1	Turn 1	9	14:18:25.096	
							<b>Total Infractions:</b> <input type="text" value="1"/>
13	Joan VINYES D	EFICAR TEAM	1	Turn 1	6	14:17:20.630	
13	Joan VINYES D	EFICAR TEAM	2	Turn 6	15	14:35:30.623	
13	Joan VINYES D	EFICAR TEAM	3	Turn 1	17	14:38:40.885	
							<b>Total Infractions:</b> <input type="text" value="3"/>
14	Ignacio RODRIGUEZ	AVIASTEC_RACING	1	Turn 6	3	14:14:51.751	
14	Ignacio RODRIGUEZ	AVIASTEC_RACING	2	Turn 1	4	14:16:09.696	
14	Ignacio RODRIGUEZ	AVIASTEC_RACING	3	Turn 4	21	14:59:21.261	
							<b>Total Infractions:</b> <input type="text" value="3"/>
15	Daniel CASAS	EFICAR TEAM	1	Turn 1	10	14:25:21.357	
15	Daniel CASAS	EFICAR TEAM	2	Turn 2	21	14:57:03.369	
							<b>Total Infractions:</b> <input type="text" value="2"/>
23	Antonio ALBACETE	LOVA ME-PRE MOTORSPORT	1	Turn 1	5	14:12:55.631	
23	Antonio ALBACETE	LOVA ME-PRE MOTORSPORT	2	Turn 2	7	14:16:56.830	
23	Antonio ALBACETE	LOVA ME-PRE MOTORSPORT	3	Turn 2	9	14:20:48.838	
23	Antonio ALBACETE	LOVA ME-PRE MOTORSPORT	4	Turn 1	12	14:33:17.090	
23	Antonio ALBACETE	LOVA ME-PRE MOTORSPORT	5	Turn 2	16	14:41:13.291	
							<b>Total Infractions:</b> <input type="text" value="5"/>
32	Marcos DE DIEGO	EFICAR TEAM COMAUTO	1	Turn 14	2	14:05:19.463	
32	Marcos DE DIEGO	EFICAR TEAM COMAUTO	2	Turn 4	14	14:29:35.505	
32	Marcos DE DIEGO	EFICAR TEAM COMAUTO	3	Turn 6	24	14:55:17.631	
							<b>Total Infractions:</b> <input type="text" value="3"/>
52	Alejandro SANCHEZ	ESCUELA VASCA DE CONDUCCIÓN	1	Turn 1	16	14:33:09.887	
52	Alejandro SANCHEZ	ESCUELA VASCA DE CONDUCCIÓN	2	Turn 11	17	14:36:16.047	
							<b>Total Infractions:</b> <input type="text" value="2"/>
63	Miguel Angel ROMERO	RX PRORACING	1	Turn 6	5	14:12:51.505	
63	Miguel Angel ROMERO	RX PRORACING	2	Turn 1	10	14:26:00.619	
63	Miguel Angel ROMERO	RX PRORACING	3	Turn 6	15	14:36:16.837	
63	Miguel Angel ROMERO	RX PRORACING	4	Turn 4	18	14:43:42.522	
							<b>Total Infractions:</b> <input type="text" value="4"/>
64	Jesus Luis RECUENCO	LOVA ME-PRE MOTORSPORT	1	Turn 4	4	14:07:29.842	
64	Jesus Luis RECUENCO	LOVA ME-PRE MOTORSPORT	2	Turn 2	8	14:15:03.555	
64	Jesus Luis RECUENCO	LOVA ME-PRE MOTORSPORT	3	Turn 4	8	14:15:14.851	
64	Jesus Luis RECUENCO	LOVA ME-PRE MOTORSPORT	4	Turn 2	11	14:20:51.571	
							<b>Total Infractions:</b> <input type="text" value="4"/>
70	Santiago CASTILLA	EFICAR TEAM CASAL	1	Turn 6	3	14:09:58.030	
70	Santiago CASTILLA	EFICAR TEAM CASAL	2	Turn 1	11	14:29:38.957	
70	Santiago CASTILLA	EFICAR TEAM CASAL	3	Turn 1	13	14:33:28.886	
70	Santiago CASTILLA	EFICAR TEAM CASAL	4	Turn 1	18	14:50:46.611	
							<b>Total Infractions:</b> <input type="text" value="4"/>
73	Lucas MARICONDA	RX PRORACING	1	Turn 4	3	14:05:35.633	
73	Lucas MARICONDA	RX PRORACING	2	Turn 1	10	14:21:20.293	
73	Lucas MARICONDA	RX PRORACING	3	Turn 6	25	14:59:57.111	
							<b>Total Infractions:</b> <input type="text" value="3"/>
86	Marta GARCÍA	RX PRORACING	1	Turn 4	7	14:17:54.242	
86	Marta GARCÍA	RX PRORACING	2	Turn 4	9	14:29:27.300	



**Toyota GR Cup Spain**  
**ROUND 2 - VALENCIA**  
**Entrenamiento Libre 1+2**


**Track Limits Analysis**

No	Driver	Team	T.L. Nr	Camera	Lap	Time
86	Marta GARCÍA	RX PRORACING	3	Turn 4	10	14:31:23.375
86	Marta GARCÍA	RX PRORACING	4	Turn 4	11	14:33:19.269
86	Marta GARCÍA	RX PRORACING	5	Turn 14	11	14:34:32.792
86	Marta GARCÍA	RX PRORACING	6	Turn 4	13	14:37:14.630
86	Marta GARCÍA	RX PRORACING	7	Turn 2	14	14:38:59.356
<b>Total Infractions:</b>						<b>7</b>
95	Marco AGUILERA	EFICAR TEAM NIMO	1	Turn 6	5	14:30:36.357
95	Marco AGUILERA	EFICAR TEAM NIMO	2	Turn 2	5	14:30:08.420
95	Marco AGUILERA	EFICAR TEAM NIMO	3	Turn 6	8	14:39:29.089
95	Marco AGUILERA	EFICAR TEAM NIMO	4	Turn 1	9	14:40:45.948
95	Marco AGUILERA	EFICAR TEAM NIMO	5	Turn 2	16	14:54:26.712
<b>Total Infractions:</b>						<b>5</b>
96	Luis ALVAREZ	LOVA ME-PRE MOTORSPORT	1	Turn 1	5	14:10:04.499
96	Luis ALVAREZ	LOVA ME-PRE MOTORSPORT	2	Turn 1	21	14:50:43.404
96	Luis ALVAREZ	LOVA ME-PRE MOTORSPORT	3	Turn 2	21	14:50:54.303
<b>Total Infractions:</b>						<b>3</b>

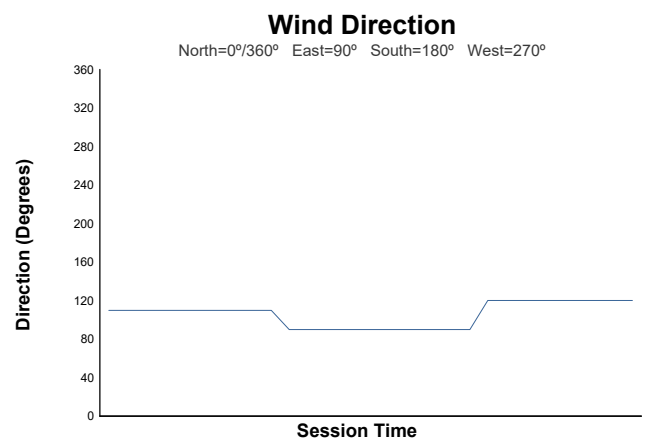
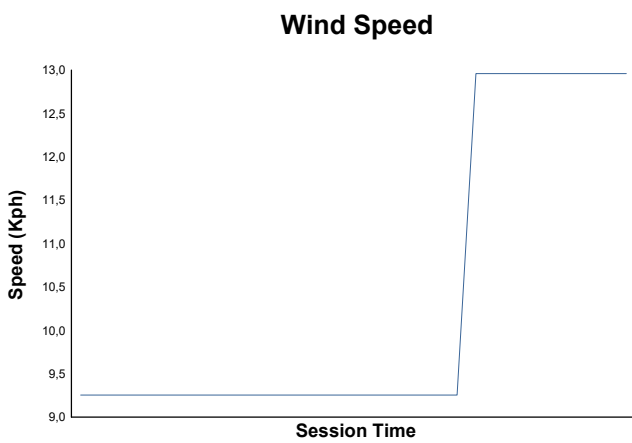
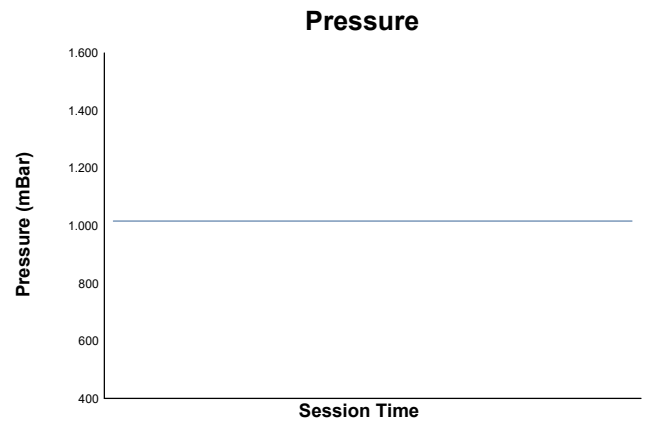
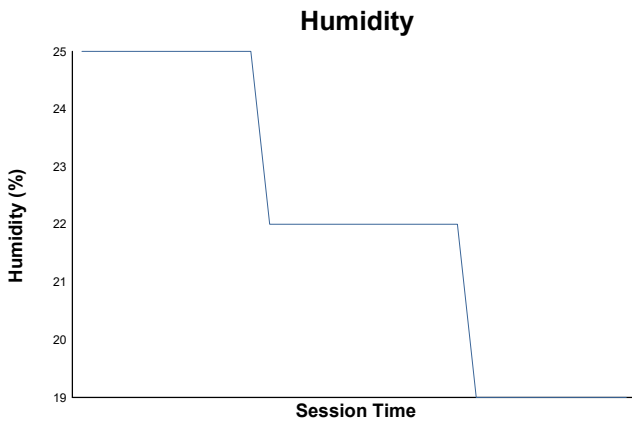
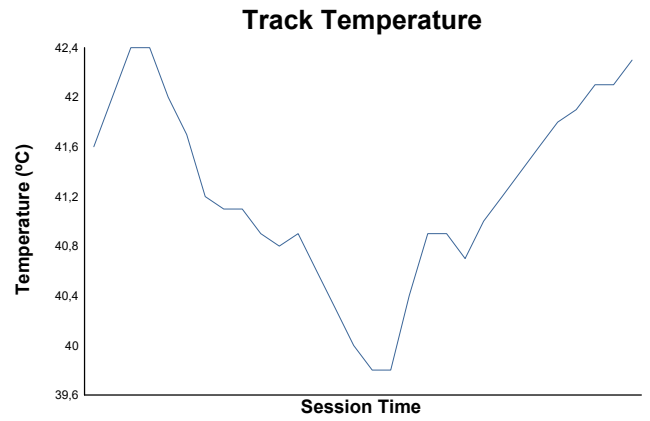
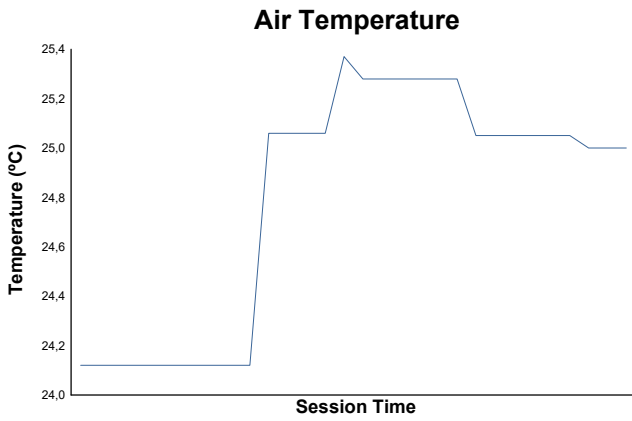
TOTAL TRACK LIMITS: **54**

Published at: **16:50**.....






**ROUND 2 - VALENCIA**  
Toyota GR Cup Spain  
Entrenamiento Libre 1+2  
Weather Report



Track Status: **DRY**



**Toyota GR Cup Spain**  
**ROUND 2 - VALENCIA**  
**Entrenamientos Clasificatorios 1**

**Final Classification**

No	Driver	Nat	Team	Car	Cl.	Time	Lap Total	Gap	Kph
1	32 Marcos DE DIEGO	ESP	EFICAR TEAM COMAUTO	Toyota GR86	GR	<b>1:51.304</b>	5 8	-	<b>129.5</b>
2	95 Marco AGUILERA	ESP	EFICAR TEAM NIMO	Toyota GR86	GR	<b>1:51.632</b>	4 7	+0.328	<b>129.2</b>
3	13 Joan VINYES D	AND	EFICAR TEAM	Toyota GR86	GR	<b>1:51.995</b>	4 8	+0.691	<b>128.7</b>
4	23 Antonio ALBACETE	ESP	LOVA ME-PRE MOTORSPORT	Toyota GR86	GR	<b>1:52.080</b>	6 8	+0.776	<b>128.6</b>
5	70 Santiago CASTILLA	ESP	EFICAR TEAM CASAL	Toyota GR86	GR	<b>1:52.427</b>	6 9	+1.123	<b>128.2</b>
6	8 Joan VINYES R	AND	EFICAR TEAM	Toyota GR86	GR	<b>1:52.457</b>	5 9	+1.153	<b>128.2</b>
7	96 Luis ALVAREZ	ESP	LOVA ME-PRE MOTORSPORT	Toyota GR86	GR	<b>1:52.543</b>	5 9	+1.239	<b>128.1</b>
8	15 Daniel CASAS	ESP	EFICAR TEAM	Toyota GR86	GR	<b>1:52.704</b>	9 9	+1.400	<b>127.9</b>
9	2 Sandro PEREZ	ESP	RX PRORACING	Toyota GR86	GR	<b>1:52.715</b>	7 7	+1.411	<b>127.9</b>
10	14 Ignacio RODRIGUEZ	ESP	AVIASTEC_RACING	Toyota GR86	GR	<b>1:52.790</b>	9 9	+1.486	<b>127.8</b>
11	73 Lucas MARICONDA	ESP	RX PRORACING	Toyota GR86	GR	<b>1:53.079</b>	6 10	+1.775	<b>127.5</b>
12	86 Marta GARCÍA	ESP	RX PRORACING	Toyota GR86	GR	<b>1:53.121</b>	5 10	+1.817	<b>127.5</b>
13	64 Jesus Luis RECUENCO	ESP	LOVA ME-PRE MOTORSPORT	Toyota GR86	GR	<b>1:53.121</b>	7 9	+1.817	<b>127.5</b>
14	52 Alejandro SANCHEZ	ESP	ESCUELA VASCA DE CONDUCCIÓN	Toyota GR86	GR	<b>1:55.561</b>	8 8	+4.257	<b>124.8</b>
15	63 Miguel Angel ROMERO	ESP	RX PRORACING	Toyota GR86	GR		8	+1.758	+0.103


**Fastest Lap:** Lap 5 | Marcos DE DIEGO | **1:51.304** | 129.5 Kph

CAR #63 - ALL LAPTIMES DELETED - TRACK LIMITS

Track Status: **DRY**

Published at: .....**10:40**.....

 Wladimir Pastuschuk Estepa Presidente CC.DD	 Ivan Font Martínez Comisario Deportivo	 Oquidjo Sabatini Comisario Deportivo	<b>Timekeeper:</b> Alberto ESTÉBANEZ 
--	---	---	---




## Toyota GR Cup Spain

### ROUND 2 - VALENCIA

#### Entrenamientos Clasificatorios 1

#### Best Top Speed


No Driver	Team	Class	Top 1		Top 2		Top 3		Top 4		Top 5		Avg	
			Kph	Lap	Kph	Lap	Kph	Lap	Kph	Lap	Kph	Lap		
8	Joan VINYES R	EFICAR TEAM	GR	<b>189.9</b>	6	189.4	5	187.8	3	187.8	4	187.8	7	188,5
13	Joan VINYES D	EFICAR TEAM	GR	<b>189.9</b>	4	189.9	8	188.9	3	188.3	7	180.9	5	187,6
14	Ignacio RODRIGUEZ	AVIASTEC_RACING	GR	<b>189.4</b>	7	188.9	6	188.9	9	188.3	4	186.3	3	188,4
32	Marcos DE DIEGO	EFICAR TEAM COMAUTO	GR	<b>189.4</b>	5	188.3	6	187.3	4	186.8	8	185.3	3	187,4
86	Marta GARCÍA	RX PRORACING	GR	<b>188.9</b>	10	188.9	9	187.8	6	187.8	5	187.8	4	188,2
96	Luis ALVAREZ	LOVA ME-PRE MOTORSPORT	GR	<b>188.9</b>	4	188.3	9	187.3	6	186.8	3	186.3	5	187,5
73	Lucas MARICONDA	RX PRORACING	GR	<b>188.9</b>	10	188.3	9	188.3	4	187.8	7	187.8	6	188,2
23	Antonio ALBACETE	LOVA ME-PRE MOTORSPORT	GR	<b>188.3</b>	6	187.8	4	187.3	3	187.3	5	185.3	2	187,2
15	Daniel CASAS	EFICAR TEAM	GR	<b>188.3</b>	8	188.3	9	186.8	4	186.8	6	186.3	3	187,3
2	Sandro PEREZ	RX PRORACING	GR	<b>187.8</b>	3	187.3	4	187.3	6	186.8	7	185.3	2	186,9
63	Miguel Angel ROMERO	RX PRORACING	GR	<b>187.8</b>	6	187.3	5	187.3	7	187.3	8	186.3	4	187,2
64	Jesus Luis RECUENCO	LOVA ME-PRE MOTORSPORT	GR	<b>187.8</b>	9	186.8	7	186.8	8	186.3	5	186.3	6	186,8
70	Santiago CASTILLA	EFICAR TEAM CASAL	GR	<b>187.8</b>	3	187.8	9	187.3	4	187.3	8	186.8	5	187,4
52	Alejandro SANCHEZ	ESCUELA VASCA DE CONDUCCIÓN	GR	<b>187.3</b>	5	187.3	8	186.8	4	186.8	7	185.8	3	186,8
95	Marco AGUILERA	EFICAR TEAM NIMO	GR	<b>187.3</b>	7	186.8	4	186.8	5	186.3	3	178.6	2	185,2



**Toyota GR Cup Spain**  
**ROUND 2 - VALENCIA**  
**Entrenamientos Clasificatorios 1**

**Best Sector Times**


Sector 1			Sector 2			Sector 3			Ideal Lap	Best Lap
Pos	No Driver	Time	No Driver	Time	No Driver	Time	Pos	No Driver		
1	32 M.DE DIEGO	25.707	32 M.DE DIEGO	54.584	32 M.DE DIEGO	30.913	1	32 M.DE DIEGO	1:51.204	1:51.304 (1)
2	13 J.VINYES D	25.755	95 M.AGUILERA	54.883	95 M.AGUILERA	30.962	2	95 M.AGUILERA	1:51.632	1:51.632 (2)
3	95 M.AGUILERA	25.787	23 A.ALBACETE	55.056	23 A.ALBACETE	31.023	3	13 J.VINYES D	1:51.962	1:51.995 (3)
4	8 J.VINYES R	25.829	13 J.VINYES D	55.178	13 J.VINYES D	31.029	4	23 A.ALBACETE	1:52.003	1:52.080 (4)
5	14 I.RODRIGUEZ	25.830	70 S.CASTILLA	55.234	63 M.ROMERO	31.099	5	96 L.ALVAREZ	1:52.250	1:52.543 (7)
6	96 L.ALVAREZ	25.843	2 S.PEREZ	55.251	15 D.CASAS	31.103	6	15 D.CASAS	1:52.342	1:52.704 (8)
7	15 D.CASAS	25.890	96 L.ALVAREZ	55.254	96 L.ALVAREZ	31.153	7	70 S.CASTILLA	1:52.372	1:52.427 (5)
8	23 A.ALBACETE	25.924	15 D.CASAS	55.349	73 L.MARICONDA	31.186	8	8 J.VINYES R	1:52.428	1:52.457 (6)
9	70 S.CASTILLA	25.941	8 J.VINYES R	55.359	14 I.RODRIGUEZ	31.196	9	14 I.RODRIGUEZ	1:52.567	1:52.790 (10)
10	2 S.PEREZ	26.041	14 I.RODRIGUEZ	55.541	70 S.CASTILLA	31.197	10	2 S.PEREZ	1:52.715	1:52.715 (9)
11	73 L.MARICONDA	26.060	73 L.MARICONDA	55.574	8 J.VINYES R	31.240	11	73 L.MARICONDA	1:52.820	1:53.079 (11)
12	86 M.GARCÍA	26.065	64 J.RECUENCO	55.579	64 J.RECUENCO	31.260	12	86 M.GARCÍA	1:52.996	1:53.121 (13)
13	64 J.RECUENCO	26.195	86 M.GARCÍA	55.669	86 M.GARCÍA	31.262	13	64 J.RECUENCO	1:53.034	1:53.121 (12)
14	63 M.ROMERO	26.198	52 A.SANCHEZ	56.942	2 S.PEREZ	31.423	14	63 M.ROMERO	1:54.816	
15	52 A.SANCHEZ	26.664	63 M.ROMERO	57.519	52 A.SANCHEZ	31.894	15	52 A.SANCHEZ	1:55.500	1:55.561 (14)



**Toyota GR Cup Spain**  
**ROUND 2 - VALENCIA**  
**Entrenamientos Clasificatorios 1**

**Fastest Lap Sequence**

Elapsed	No	Driver	Team	Car	Class	Time	Kph	Lap
4:31.076	14	Ignacio RODRIGUEZ	AVIASTEC_RACING	Toyota GR86	GR	<b>1:59.981</b>	120.2	2
4:35.537	73	Lucas MARICONDA	RX PRORACING	Toyota GR86	GR	<b>1:56.228</b>	124.0	2
4:37.662	86	Marta GARCÍA	RX PRORACING	Toyota GR86	GR	<b>1:55.172</b>	125.2	2
6:24.035	14	Ignacio RODRIGUEZ	AVIASTEC_RACING	Toyota GR86	GR	<b>1:52.959</b>	127.6	3
6:32.503	96	Luis ALVAREZ	LOVA ME-PRE MOTORSPORT	Toyota GR86	GR	<b>1:52.908</b>	127.7	3
6:42.118	95	Marco AGUILERA	EFICAR TEAM NIMO	Toyota GR86	GR	<b>1:52.731</b>	127.9	3
8:33.750	95	Marco AGUILERA	EFICAR TEAM NIMO	Toyota GR86	GR	<b>1:51.632</b>	129.2	4
11:57.195	32	Marcos DE DIEGO	EFICAR TEAM COMAUTO	Toyota GR86	GR	<b>1:51.304</b>	129.5	5



# Toyota GR Cup Spain


## ROUND 2 - VALENCIA

### Entrenamientos Clasificatorios 1

## Sector Analysis

— Invalidated Lap    ■ Personal Best    ■ Session Best    B Crossing the pit lane

Lap	Time	Sector 1	Sector 2	Sector 3	T.Spd	Elapsed	Lap	Time	Sector 1	Sector 2	Sector 3	T.Spd	Elapsed	
<b>2</b>	<b>Sandro PEREZ</b> ESP RX PRORACING Toyota GR86							<b>23</b>	<b>Antonio ALBACETE</b> ESP LOVA ME-PRE MOTORSPORT Toyota GR86					
1	4:07.461	2:32.782	1:02.347	32.332		4:07.461	1	3:59.017	2:18.016	1:05.391	35.610		3:59.017	
2	1:57.121	27.213	56.974	32.934	185.3	6:04.582	2	2:02.637	29.045	58.125	35.467	185.3	6:01.654	
3	<u>1:52.977</u>	26.143	55.559	<u>31.275</u>	187.8	7:57.559	3	2:02.115	26.486	1:02.871	32.758	187.3	8:03.769	
4	<u>2:04.398</u> B	<u>26.263</u>	59.314	38.821	187.3	10:01.957	4	1:52.445	26.324	55.098	<b>31.023</b>	187.8	9:56.214	
5	3:00.287	1:31.711	56.518	32.058		13:02.244	5	1:52.151	25.962	55.089	31.100	187.3	11:48.365	
6	<u>1:53.141</u>	<u>26.094</u>	55.611	31.436	187.3	14:55.385	6	<b>1:52.080</b>	<b>25.924</b>	<b>55.056</b>	31.100	188.3	13:40.445	
7	<b>1:52.715</b>	<b>26.041</b>	<b>55.251</b>	<b>31.423</b>	186.8	16:48.100	7	2:24.033 B	29.529	1:05.036	49.468	162.6	16:04.478	
							8	6:11.135 B					22:15.613	
<b>8</b>	<b>Joan VINYES R</b> AND EFICAR TEAM Toyota GR86							<b>32</b>	<b>Marcos DE DIEGO</b> ESP EFICAR TEAM COMAUTO Toyota GR86					
1	2:50.022	1:07.322	1:08.020	34.680		2:50.022	1	3:51.919	2:10.844	1:05.901	35.174		3:51.919	
2	2:01.772	29.271	1:00.120	32.381	184.8	4:51.794	2	2:04.778	28.112	1:00.485	36.181	181.9	5:56.697	
3	1:54.701	26.496	56.509	31.696	187.8	6:46.495	3	<u>2:17.139</u>	26.293	<u>1:17.828</u>	33.018	185.3	8:13.836	
4	1:53.432	26.056	55.821	31.555	187.8	8:39.927	4	1:52.055	26.255	54.868	30.932	187.3	10:05.891	
5	<b>1:52.457</b>	25.858	<b>55.359</b>	<b>31.240</b>	189.4	10:32.384	5	<b>1:51.304</b>	<b>25.707</b>	<b>54.684</b>	<b>30.913</b>	189.4	11:57.195	
6	1:52.504	<b>25.829</b>	55.434	31.241	189.9	12:24.888	6	1:58.061 B	25.828	<b>54.584</b>	37.649	188.3	13:55.256	
7	2:01.761	25.905	56.703	39.153	187.8	14:26.649	7	3:08.755	1:36.469	58.704	33.582		17:04.011	
8	<u>1:58.342</u>	<u>26.109</u>	1:00.107	32.126	187.3	16:24.991	8	1:55.125	25.891	56.689	32.545	186.8	18:59.136	
9	1:55.385	25.965	57.280	32.140	187.8	18:20.376								
<b>13</b>	<b>Joan VINYES D</b> AND EFICAR TEAM Toyota GR86							<b>52</b>	<b>Alejandro SANCHEZ</b> ESP ESCUELA VASCA DE CONDUCCIÓN Toyota GR86					
1	4:37.324	2:47.463	1:09.985	39.876		4:37.324	1	4:06.058	2:24.307	1:06.258	35.493		4:06.058	
2	2:12.973	32.764	59.054	41.155	121.7	6:50.297	2	2:01.024	29.427	59.085	32.512	175.4	6:07.082	
3	1:53.335	26.244	55.796	31.295	188.9	8:43.632	3	1:58.266	26.838	59.085	32.343	185.8	8:05.348	
4	<b>1:51.995</b>	<b>25.755</b>	<b>55.178</b>	31.062	189.9	10:35.627	4	<u>1:58.346</u>	<u>26.514</u>	57.529	34.303	186.8	10:03.694	
5	2:21.813 B	30.640	1:04.250	46.923	180.9	12:57.440	5	<u>2:06.267</u> B	<u>26.976</u>	57.561	41.730	187.3	12:09.961	
6	4:42.677	3:09.310	1:00.655	32.712		17:40.117	6	3:24.299	1:55.322	57.063	31.914		15:34.260	
7	<u>1:53.285</u>	26.355	55.663	<u>31.267</u>	188.3	19:33.402	7	1:55.909	26.712	57.303	<b>31.894</b>	186.8	17:30.169	
8	<u>1:52.399</u>	<u>25.850</u>	55.520	<b>31.029</b>	189.9	21:25.801	8	<b>1:55.561</b>	<b>26.664</b>	<b>56.942</b>	31.955	187.3	19:25.730	
<b>14</b>	<b>Ignacio RODRIGUEZ</b> ESP AVIASTEC_RACING Toyota GR86							<b>63</b>	<b>Miguel Angel ROMERO</b> ESP RX PRORACING Toyota GR86					
1	2:31.095	54.038	1:02.179	34.878		2:31.095	1	2:39.064	57.640	1:05.835	35.589		2:39.064	
2	1:59.981	28.674	59.383	31.924	162.3	4:31.076	2	2:11.966 B	28.529	1:02.433	41.004	184.8	4:51.030	
3	1:52.959	26.222	<b>55.541</b>	<b>31.196</b>	186.3	6:24.035	3	2:56.940	1:19.313	1:05.376	32.251		7:47.970	
4	<u>1:57.725</u>	26.244	<u>55.549</u>	35.932	188.3	8:21.760	4	<u>1:53.771</u>	<u>26.601</u>	<u>55.926</u>	<u>31.244</u>	186.3	9:41.741	
5	2:07.397	32.017	1:03.048	32.332	138.2	10:29.157	5	<u>1:53.062</u>	<u>26.176</u>	<u>55.637</u>	<u>31.249</u>	187.3	11:34.803	
6	2:00.015	<b>25.830</b>	1:02.479	31.706	188.9	12:29.172	6	<u>1:56.080</u>	<u>27.007</u>	<b>57.519</b>	31.554	187.8	13:30.883	
7	<u>2:04.541</u> B	25.900	<u>55.554</u>	43.087	189.4	14:33.713	7	<u>1:56.249</u>	<u>27.075</u>	57.725	31.449	187.3	15:27.132	
8	4:41.221	3:13.123	56.259	31.839		19:14.934	8	<u>1:52.742</u>	26.234	<u>55.409</u>	<b>31.099</b>	187.3	17:19.874	
9	<b>1:52.790</b>	25.861	55.544	31.385	188.9	21:07.724								
<b>15</b>	<b>Daniel CASAS</b> ESP EFICAR TEAM Toyota GR86							<b>64</b>	<b>Jesus Luis RECUENCO</b> ESP LOVA ME-PRE MOTORSPORT Toyota GR86					
1	3:08.124	1:20.200	1:10.105	37.819		3:08.124	1	3:46.364	2:00.376	1:09.476	36.512		3:46.364	
2	1:59.636	28.964	58.311	32.361	174.1	5:07.760	2	2:01.232	29.303	59.551	32.378	159.6	5:47.596	
3	1:55.012	27.078	56.609	31.325	186.3	7:02.772	3	1:54.611	26.632	56.397	31.582	184.3	7:42.207	
4	1:53.429	26.377	55.746	31.306	186.8	8:56.201	4	1:53.791	26.485	55.878	31.428	185.3	9:35.998	
5	2:05.651	30.798	1:03.488	31.365	169.4	11:01.852	5	<u>1:54.638</u>	<u>26.018</u>	57.030	31.590	186.3	11:30.636	
6	<u>1:52.701</u>	<u>26.241</u>	<b>55.349</b>	31.111	186.8	12:54.553	6	1:53.691	26.229	55.860	31.602	186.3	13:24.327	
7	2:04.507	29.825	1:03.377	31.305	165.8	14:59.060	7	<b>1:53.121</b>	26.282	<b>55.579</b>	<b>31.260</b>	186.8	15:17.448	
8	1:52.935	26.199	55.633	<b>31.103</b>	188.3	16:51.995	8	1:53.415	26.282	55.796	31.337	186.8	17:10.863	
9	<b>1:52.704</b>	<b>25.890</b>	55.412	31.402	188.3	18:44.699	9	<u>1:55.068</u>	<u>26.181</u>	56.911	31.976	187.8	19:05.931	



# Toyota GR Cup Spain


## ROUND 2 - VALENCIA

### Entrenamientos Clasificatorios 1

## Sector Analysis



— Invalidated Lap    ■ Personal Best    ■ Session Best    B Crossing the pit lane


Lap	Time	Sector 1	Sector 2	Sector 3	T.Spd	Elapsed	Lap	Time	Sector 1	Sector 2	Sector 3	T.Spd	Elapsed	
<b>70</b>	<b>Santiago CASTILLA</b> ESP							7	3:28.792	2:00.785	56.724	31.283		16:01.088
	EFICAR TEAM CASAL Toyota GR86							8	<u>1:52.795</u>	<u>26.080</u>	55.440	31.275	186.3	17:53.883
							9	<u>1:52.449</u>	25.973	<b>55.254</b>	<u>31.222</u>	188.3	19:46.332	
1	3:53.140	2:12.648	1:05.969	34.523		3:53.140								
2	2:03.945	27.976	59.948	36.021	182.4	5:57.085								
3	2:12.090	26.400	1:13.159	32.531	187.8	8:09.175								
4	1:53.063	26.303	55.563	<b>31.197</b>	187.3	10:02.238								
5	1:53.158	26.166	55.483	31.509	186.8	11:55.396								
6	<b>1:52.427</b>	25.943	<b>55.234</b>	31.250	186.8	13:47.823								
7	1:54.426	25.968	55.471	32.987	186.8	15:42.249								
8	<u>1:54.260</u>	<u>25.956</u>	56.525	31.779	187.3	17:36.509								
9	1:53.104	<b>25.941</b>	55.846	31.317	187.8	19:29.613								
<b>73</b>	<b>Lucas MARICONDA</b> ESP													
	RX PRORACING Toyota GR86													
1	2:39.309	59.330	1:04.557	35.422		2:39.309								
2	1:56.228	27.808	56.747	31.673	187.8	4:35.537								
3	1:53.558	26.259	56.097	31.202	187.8	6:29.095								
4	1:53.135	26.170	55.779	<b>31.186</b>	188.3	8:22.230								
5	1:53.182	26.077	55.623	31.482	187.8	10:15.412								
6	<b>1:53.079</b>	26.158	<b>55.574</b>	31.347	187.8	12:08.491								
7	1:57.707 <b>B</b>	<b>26.060</b>	55.839	35.808	187.8	14:06.198								
8	3:45.134	2:17.431	56.363	31.340		17:51.332								
9	1:53.773	26.163	56.109	31.501	188.3	19:45.105								
10	1:53.404	26.158	55.869	31.377	188.9	21:38.509								
<b>86</b>	<b>Marta GARCÍA</b> ESP													
	RX PRORACING Toyota GR86													
1	2:42.490	1:04.952	1:02.492	35.046		2:42.490								
2	1:55.172	27.017	56.510	31.645	186.3	4:37.662								
3	1:54.045	26.442	56.106	31.497	187.8	6:31.707								
4	1:53.233	26.218	55.721	31.294	187.8	8:24.940								
5	<b>1:53.121</b>	<b>26.065</b>	55.678	31.378	187.8	10:18.061								
6	2:00.850 <b>B</b>	26.158	56.189	38.503	187.8	12:18.911								
7	3:30.135	2:01.967	56.372	31.796		15:49.046								
8	1:53.829	26.263	56.206	31.360	187.3	17:42.875								
9	1:53.235	26.080	55.893	<b>31.262</b>	188.9	19:36.110								
10	1:53.417	26.191	<b>55.669</b>	31.557	188.9	21:29.527								
<b>95</b>	<b>Marco AGUILERA</b> ESP													
	EFICAR TEAM NIMO Toyota GR86													
1	2:45.645	1:02.015	1:07.682	35.948		2:45.645								
2	2:03.742	29.903	1:01.683	32.156	178.6	4:49.387								
3	1:52.731	26.117	55.535	31.079	186.3	6:42.118								
4	<b>1:51.632</b>	<b>25.787</b>	<b>54.883</b>	<b>30.962</b>	186.8	8:33.750								
5	2:13.154 <b>B</b>	25.819	56.805	50.530	186.8	10:46.904								
6	4:44.499	3:16.356	57.174	30.969		15:31.403								
7	1:53.495	25.805	56.467	31.223	187.3	17:24.898								
<b>96</b>	<b>Luis ALVAREZ</b> ESP													
	LOVA ME-PRE MOTORSPORT Toyota GR86													
1	2:41.498	58.917	1:07.687	34.894		2:41.498								
2	1:58.097	27.243	59.055	31.799	184.8	4:39.595								
3	1:52.908	26.270	55.485	<b>31.153</b>	186.8	6:32.503								
4	2:06.105	<b>25.843</b>	1:08.634	31.628	188.9	8:38.608								
5	<b>1:52.543</b>	26.073	55.309	31.161	186.3	10:31.151								
6	2:01.145 <b>B</b>	28.426	57.053	35.666	187.3	12:32.296								



**Toyota GR Cup Spain**  
**ROUND 2 - VALENCIA**  
Entrenamientos Clasificatorios 1

Flag Analysis

Flag	Time
 GREEN FLAG	10:40:00.000
 CHEQUERED FLAG	11:00:00.000






**Toyota GR Cup Spain**  
**ROUND 2 - VALENCIA**  
**Entrenamientos Clasificatorios 1**

**Race Director Report**

Hour	Flag	Message
10:39:59		PIT LANE ABIERTO
11:00:07		BANDERA A CUADROS

Published at: .....

<b>Race Director:</b> David RODRIGUEZ		<b>Timekeeper:</b> Alberto ESTEBANEZ	
--	---	---	---



**Toyota GR Cup Spain**  
**ROUND 2 - VALENCIA**  
**Entrenamientos Clasificatorios 1**


**Track Limits Analysis**

No	Driver	Team	T.L. Nr	Camera	Lap	Time	
2	Sandro PEREZ	RX PRORACING	1	Turn 14	3	10:47:48.870	
2	Sandro PEREZ	RX PRORACING	2	Turn 1	6	10:53:15.559	
						<b>Total Infractions:</b>	<input type="text" value="2"/>
8	Joan VINYES R	EFICAR TEAM	1	Turn 2	8	10:54:51.062	
						<b>Total Infractions:</b>	<input type="text" value="1"/>
13	Joan VINYES D	EFICAR TEAM	1	Turn 14	7	10:59:24.990	
						<b>Total Infractions:</b>	<input type="text" value="1"/>
14	Ignacio RODRIGUEZ	AVIASTEC_RACING	1	Turn 11	4	10:47:44.021	
14	Ignacio RODRIGUEZ	AVIASTEC_RACING	2	Turn 11	7	10:53:48.943	
						<b>Total Infractions:</b>	<input type="text" value="2"/>
15	Daniel CASAS	EFICAR TEAM	1	Turn 2	6	10:51:27.394	
						<b>Total Infractions:</b>	<input type="text" value="1"/>
32	Marcos DE DIEGO	EFICAR TEAM COMAUTO	1	Turn 4	3	10:46:31.597	
						<b>Total Infractions:</b>	<input type="text" value="1"/>
52	Alejandro SANCHEZ	ESCUELA VASCA DE CONDUCCIÓN	1	Turn 1	4	10:48:18.429	
52	Alejandro SANCHEZ	ESCUELA VASCA DE CONDUCCIÓN	2	Turn 2	5	10:50:28.304	
						<b>Total Infractions:</b>	<input type="text" value="2"/>
63	Miguel Angel ROMERO	RX PRORACING	1	Turn 1	6	10:51:47.826	
63	Miguel Angel ROMERO	RX PRORACING	2	Turn 1	7	10:53:43.756	
63	Miguel Angel ROMERO	RX PRORACING	3	Turn 4	8	10:56:02.134	
63	Miguel Angel ROMERO	RX PRORACING	4	Turn 4	9	10:57:54.652	
						<b>Total Infractions:</b>	<input type="text" value="4"/>
64	Jesus Luis RECUENCO	LOVA ME-PRE MOTORSPORT	1	Turn 1	5	10:49:49.291	
64	Jesus Luis RECUENCO	LOVA ME-PRE MOTORSPORT	2	Turn 1	9	10:57:24.083	
						<b>Total Infractions:</b>	<input type="text" value="2"/>
70	Santiago CASTILLA	EFICAR TEAM CASAL	1	Turn 2	8	10:56:06.309	
70	Santiago CASTILLA	EFICAR TEAM CASAL	2	Turn 1	10	10:59:42.546	
						<b>Total Infractions:</b>	<input type="text" value="2"/>
95	Marco AGUILERA	EFICAR TEAM NIMO	1	Turn 4	8	10:57:59.522	
95	Marco AGUILERA	EFICAR TEAM NIMO	2	Turn 6	8	10:58:14.806	
						<b>Total Infractions:</b>	<input type="text" value="1"/>
96	Luis ALVAREZ	LOVA ME-PRE MOTORSPORT	1	Turn 1	8	10:56:14.416	
96	Luis ALVAREZ	LOVA ME-PRE MOTORSPORT	2	Turn 14	9	10:59:37.798	
						<b>Total Infractions:</b>	<input type="text" value="2"/>

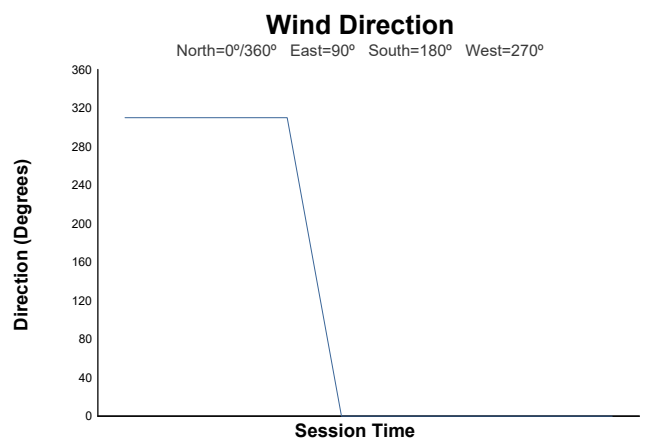
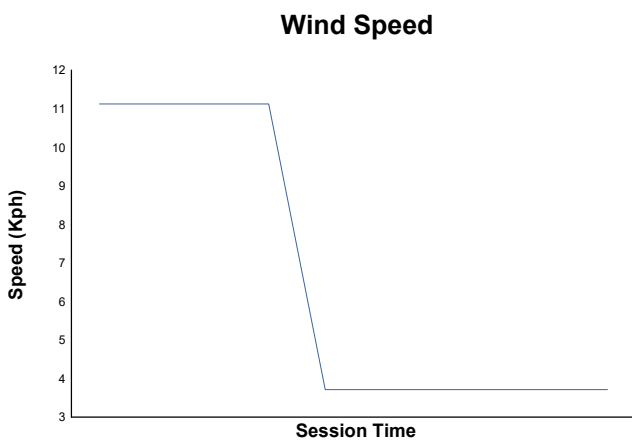
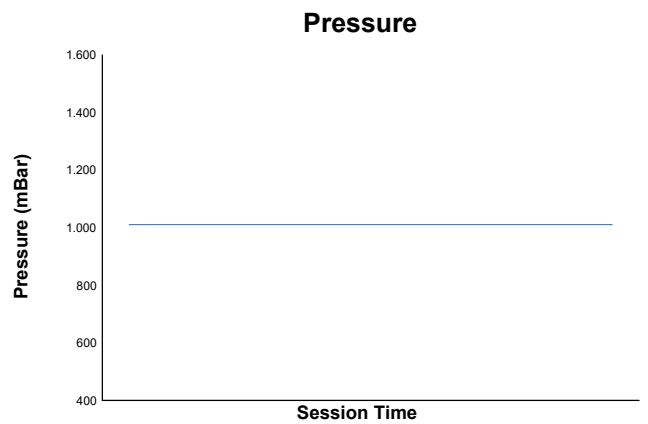
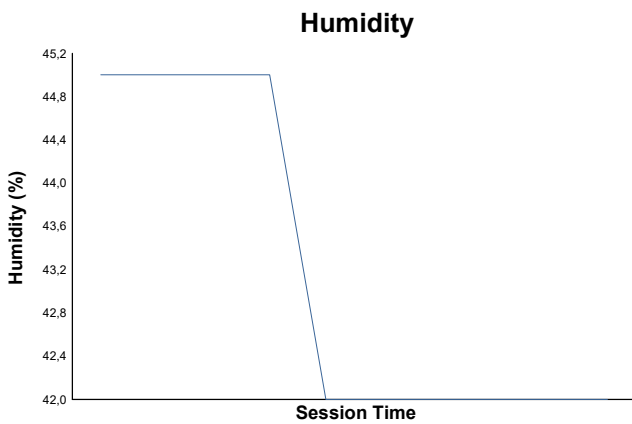
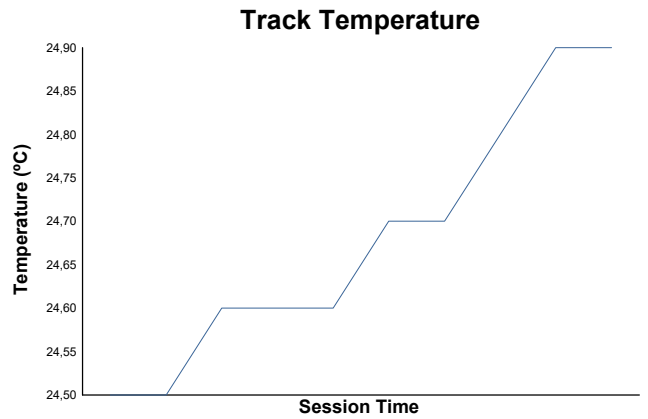
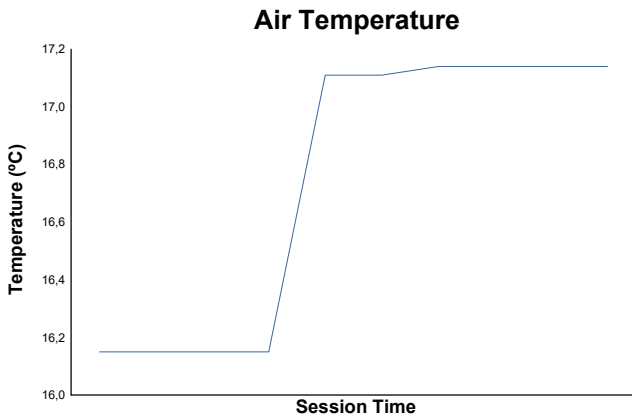
TOTAL TRACK LIMITS: **22**

Published at: **10:25**.....






**ROUND 2 - VALENCIA**  
 Toyota GR Cup Spain  
 Entrenamientos Clasificatorios 1  
 Weather Report



Track Status: **DRY**



**Toyota GR Cup Spain**  
**ROUND 2 - VALENCIA**  
**Carrera 1 (25 Minutes +1 Lap)**


**Final Starting Grid**

Miguel Angel ROMERO	RX PRORACING	63	- 8 -		
				52	ESCUELA VASCA DE CONDUCCIÓN Alejandro SANCHEZ 1:55.561
1:53.121 Jesus Luis RECUENCO	LOVA ME-PRE MOTORSPORT	64	- 7 -		
				86	RX PRORACING Marta GARCÍA 1:53.121
1:53.079 Lucas MARICONDA	RX PRORACING	73	- 6 -		
				14	AVIASTEC_RACING Ignacio RODRIGUEZ 1:52.790
1:52.715 Sandro PEREZ	RX PRORACING	2	- 5 -		
				15	EFICAR TEAM Daniel CASAS 1:52.704
1:52.543 Luis ALVAREZ	LOVA ME-PRE MOTORSPORT	96	- 4 -		
				8	EFICAR TEAM Joan VINYES R 1:52.457
1:52.427 Santiago CASTILLA	EFICAR TEAM CASAL	70	- 3 -		
				23	LOVA ME-PRE MOTORSPORT Antonio ALBACETE 1:52.080
1:51.995 Joan VINYES D	EFICAR TEAM	13	- 2 -		
				95	EFICAR TEAM NIMO Marco AGUILERA 1:51.632
1:51.304 Marcos DE DIEGO	EFICAR TEAM COMAUTO	32	- 1 -		



Published at: .....

 Wladimir Pastuschuk Estepa Presidente CC.DD	 Iván Font Martínez Comisario Deportivo	 Claudio Sabatini Comisario Deportivo	<b>Timekeeper:</b> Alberto ESTÉBANEZ 
--	---	---	---



# Toyota GR Cup Spain

## ROUND 2 - VALENCIA

### Carrera 1 (25 Minutes +1 Lap)

### Final Classification

No	Driver	Nat	Team	Car	Cl.	Laps	Total Time	Gap	Kph	Best Lap		
										Lap	Time	Kph
1	95 Marco AGUILERA	ESP	EFICAR TEAM NIMO	Toyota GR86	GR	15	28:38.871	-	125.8	4	1:52.889	127.7
2	13 Joan VINYES D	AND	EFICAR TEAM	Toyota GR86	GR	15	28:40.318	+1.447	125.7	6	1:53.263	127.3
3	23 Antonio ALBACETE	ESP	LOVA ME-PRE MOTORSPORT	Toyota GR86	GR	15	28:40.812	+1.941	125.7	5	1:53.245	127.3
4	2 Sandro PEREZ	ESP	RX PRORACING	Toyota GR86	GR	15	28:43.288	+4.417	125.5	3	1:53.526	127.0
5	15 Daniel CASAS	ESP	EFICAR TEAM	Toyota GR86	GR	15	28:45.338	+6.467	125.3	3	1:53.408	127.1
6	8 Joan VINYES R	AND	EFICAR TEAM	Toyota GR86	GR	15	28:46.288	+7.417	125.3	4	1:53.630	126.9
7	96 Luis ALVAREZ	ESP	LOVA ME-PRE MOTORSPORT	Toyota GR86	GR	15	28:46.849	+7.978	125.2	13	1:53.680	126.8
8	86 Marta GARCÍA	ESP	RX PRORACING	Toyota GR86	GR	15	28:54.260	+15.389	124.7	3	1:53.917	126.6
9	73 Lucas MARICONDA	ESP	RX PRORACING	Toyota GR86	GR	15	29:00.220	+21.349	124.3	5	1:54.459	126.0
10	14 Ignacio RODRIGUEZ	ESP	AVIASTEC_RACING	Toyota GR86	GR	15	29:02.273	+23.402	124.1	3	1:53.866	126.6
11	64 Jesus Luis RECUENCO	ESP	LOVA ME-PRE MOTORSPORT	Toyota GR86	GR	15	29:04.061	+25.190	124.0	13	1:54.654	125.8
12	52 Alejandro SANCHEZ	ESP	ESCUELA VASCA DE CONDUCCIÓN	Toyota GR86	GR	15	29:36.117	+57.246	121.8	4	1:56.644	123.6
13	63 Miguel Angel ROMERO	ESP	RX PRORACING	Toyota GR86	GR	12	25:12.924	3 Laps	114.4	7	1:53.914	126.6
<b>Not classified</b>												
70	Santiago CASTILLA	ESP	EFICAR TEAM CASAL	Toyota GR86	GR	8	15:42.335			5	1:53.045	127.5
32	Marcos DE DIEGO	ESP	EFICAR TEAM COMAUTO	Toyota GR86	GR	6	11:41.769			4	1:52.930	127.7


<b>Pole Position:</b>	Marcos DE DIEGO	1:51.304	129.5 Kph
<b>Fastest Lap:</b>	Lap4 Marco AGUILERA	1:52.889	127.7 Kph

COCHES #14, #52, #64 & #96 - PENALIZACIÓN DE 5 SEGUNDOS - LÍMITES DE PISTA  
 COCHE #70 - PENALIZACIÓN DE 5 + 10 SEGUNDOS - LÍMITES DE PISTA  
 COCHE #95 - ANULACIÓN TRACK LIMIT VUELTA 2 - DECISIÓN N°9

Published at: .....20:45.....

Track Status: **DRY**


 Wladimir Pastuschuk Estepa Presidente CC.DD	 Iván Font Martínez Comisario Deportivo	 Claudio Sabatini Comisario Deportivo	<b>Timekeeper:</b> Alberto ESTÉBANEZ 
---	--	--	--



## Toyota GR Cup Spain ROUND 2 - VALENCIA Carrera 1

### Best Sector Times


Sector 1			Sector 2			Sector 3			Ideal Lap	Best Lap
Pos	No Driver	Time	No Driver	Time	No Driver	Time	Pos	No Driver		
1	95 M.AGUILERA	25.937	95 M.AGUILERA	55.667	32 M.DE DIEGO	31.122	1	95 M.AGUILERA	1:52.798	1:52.889 (1)
2	70 S.CASTILLA	25.955	13 J.VINYES D	55.670	70 S.CASTILLA	31.174	2	32 M.DE DIEGO	1:52.909	1:52.930 (2)
3	2 S.PEREZ	26.008	32 M.DE DIEGO	55.671	95 M.AGUILERA	31.194	3	70 S.CASTILLA	1:52.927	1:53.045 (3)
4	13 J.VINYES D	26.023	23 A.ALBACETE	55.736	23 A.ALBACETE	31.268	4	13 J.VINYES D	1:52.974	1:53.263 (5)
5	8 J.VINYES R	26.028	70 S.CASTILLA	55.798	13 J.VINYES D	31.281	5	2 S.PEREZ	1:53.168	1:53.526 (7)
6	14 I.RODRIGUEZ	26.093	2 S.PEREZ	55.799	15 D.CASAS	31.294	6	23 A.ALBACETE	1:53.175	1:53.245 (4)
7	32 M.DE DIEGO	26.116	96 L.ALVAREZ	55.900	96 L.ALVAREZ	31.321	7	15 D.CASAS	1:53.330	1:53.408 (6)
8	15 D.CASAS	26.122	15 D.CASAS	55.914	2 S.PEREZ	31.361	8	8 J.VINYES R	1:53.385	1:53.630 (8)
9	23 A.ALBACETE	26.171	8 J.VINYES R	55.954	8 J.VINYES R	31.403	9	96 L.ALVAREZ	1:53.443	1:53.680 (9)
10	96 L.ALVAREZ	26.222	63 M.ROMERO	56.060	86 M.GARCÍA	31.405	10	14 I.RODRIGUEZ	1:53.665	1:53.866 (10)
11	86 M.GARCÍA	26.231	86 M.GARCÍA	56.087	14 I.RODRIGUEZ	31.482	11	86 M.GARCÍA	1:53.723	1:53.917 (12)
12	64 J.RECUENCO	26.259	14 I.RODRIGUEZ	56.090	63 M.ROMERO	31.519	12	63 M.ROMERO	1:53.914	1:53.914 (11)
13	73 L.MARICONDA	26.285	64 J.RECUENCO	56.383	73 L.MARICONDA	31.588	13	64 J.RECUENCO	1:54.259	1:54.654 (14)
14	63 M.ROMERO	26.335	73 L.MARICONDA	56.440	64 J.RECUENCO	31.617	14	73 L.MARICONDA	1:54.313	1:54.459 (13)
15	52 A.SANCHEZ	26.851	52 A.SANCHEZ	57.118	52 A.SANCHEZ	32.064	15	52 A.SANCHEZ	1:56.033	1:56.644 (15)



**Toyota GR Cup Spain**  
**ROUND 2 - VALENCIA**  
**Carrera 1**

**Best Top Speed**


No Driver	Team	Class	Top 1		Top 2		Top 3		Top 4		Top 5		Avg	
			Kph	Lap	Kph	Lap	Kph	Lap	Kph	Lap	Kph	Lap		
13	Joan VINYES D	EFICAR TEAM	GR	<b>192.0</b>	7	190.9	11	190.4	10	190.4	9	190.4	8	190,8
14	Ignacio RODRIGUEZ	AVIASTEC_RACING	GR	<b>191.5</b>	9	190.9	3	190.4	4	189.9	7	189.9	2	190,5
15	Daniel CASAS	EFICAR TEAM	GR	<b>191.5</b>	6	190.4	5	190.4	4	189.4	8	189.4	3	190,2
23	Antonio ALBACETE	LOVA ME-PRE MOTORSPORT	GR	<b>190.9</b>	7	190.9	4	190.4	13	189.9	6	189.9	5	190,4
86	Marta GARCÍA	RX PRORACING	GR	<b>190.9</b>	8	190.4	9	189.9	5	189.4	7	189.4	4	190,0
8	Joan VINYES R	EFICAR TEAM	GR	<b>190.4</b>	9	189.9	7	189.4	8	189.4	6	189.4	3	189,7
73	Lucas MARICONDA	RX PRORACING	GR	<b>189.9</b>	13	189.9	5	189.4	12	189.4	4	188.3	14	189,4
63	Miguel Angel ROMERO	RX PRORACING	GR	<b>189.4</b>	5	187.3	12	187.3	7	186.8	11	186.8	9	187,5
64	Jesus Luis RECUENCO	LOVA ME-PRE MOTORSPORT	GR	<b>189.4</b>	10	189.4	7	188.9	11	188.9	8	187.8	9	188,9
2	Sandro PEREZ	RX PRORACING	GR	<b>188.9</b>	12	188.9	6	188.3	4	188.3	3	188.3	2	188,5
52	Alejandro SANCHEZ	ESCUELA VASCA DE CONDUCCIÓN	GR	<b>188.9</b>	2	187.3	7	186.3	6	186.3	5	185.8	3	186,9
70	Santiago CASTILLA	EFICAR TEAM CASAL	GR	<b>188.9</b>	3	188.9	6	187.8	4	187.3	5	185.3	2	187,6
95	Marco AGUILERA	EFICAR TEAM NIMO	GR	<b>188.9</b>	6	188.9	5	188.9	4	187.8	3	187.3	10	188,4
96	Luis ALVAREZ	LOVA ME-PRE MOTORSPORT	GR	<b>188.9</b>	6	188.3	9	188.3	2	187.8	11	187.8	5	188,2
32	Marcos DE DIEGO	EFICAR TEAM COMAUTO	GR	<b>186.8</b>	5	186.3	3	186.3	4	186.3	6	185.3	2	186,2



**Toyota GR Cup Spain**  
**ROUND 2 - VALENCIA**  
**Carrera 1**

**Lap Chart**


No	Pos	Grid	Lap															
			1	2	3	4	5	6	7	8	9	10	11	12	13	14	15	
32	<b>1</b>	32	32	32	32	32	32	23	23	23	23	23	23	23	23	23	95	95
95	<b>2</b>	95	95	95	95	95	95	13	13	13	13	13	13	13	13	95	13	13
13	<b>3</b>	13	13	23	23	23	23	70	95	95	95	95	95	95	13	23	23	
23	<b>4</b>	23	23	13	13	13	13	95	2	2	2	2	96	96	96	96	96	
70	<b>5</b>	70	70	70	70	70	70	96	70	96	96	96	2	2	2	2	2	
8	<b>6</b>	8	96	96	96	96	96	2	96	15	15	15	15	15	15	15	15	
96	<b>7</b>	96	8	15	15	15	15	15	15	70	8	8	8	8	8	8	8	
15	<b>8</b>	15	15	2	2	2	2	14	14	14	86	86	86	86	86	86	86	
2	<b>9</b>	2	2	14	14	14	14	86	8	8	86	14	14	14	14	14	14	
14	<b>10</b>	14	14	86	86	86	86	8	86	86	73	73	64	64	64	64	64	
73	<b>11</b>	73	86	64	8	8	8	32	73	73	64	64	73	73	73	73	73	
86	<b>12</b>	86	64	8	64	64	73	73	64	64	52	52	52	52	52	52	52	
64	<b>13</b>	64	52	73	73	73	64	64	52	52	63	63	63	63				
52	<b>14</b>	52	63	52	52	52	52	52	63	63								
63	<b>15</b>	63	73	63	63	63	63	63										



**Toyota GR Cup Spain**  
**ROUND 2 - VALENCIA**  
**Carrera 1**

**Fastest Lap Sequence**

Elapsed	No Driver	Team	Car	Class	Time	Kph	Lap
3:54.688	<b>32 Marcos DE DIEGO</b>	EFICAR TEAM COMAUTO	Toyota GR86	GR	<b>1:53.801</b>	126.7	2
5:48.445	<b>32 Marcos DE DIEGO</b>	EFICAR TEAM COMAUTO	Toyota GR86	GR	<b>1:53.757</b>	126.7	3
5:49.731	<b>13 Joan VINYES D</b>	EFICAR TEAM	Toyota GR86	GR	<b>1:53.740</b>	126.8	3
5:51.525	<b>15 Daniel CASAS</b>	EFICAR TEAM	Toyota GR86	GR	<b>1:53.408</b>	127.1	3
7:41.375	<b>32 Marcos DE DIEGO</b>	EFICAR TEAM COMAUTO	Toyota GR86	GR	<b>1:52.930</b>	127.7	4
7:41.751	<b>95 Marco AGUILERA</b>	EFICAR TEAM NIMO	Toyota GR86	GR	<b>1:52.889</b>	127.7	4




**Toyota GR Cup Spain**  
**ROUND 2 - VALENCIA**

**Carrera 1**

**Analysis by lap**

Lapped ■

No	Lap Time	Gap	No	Lap Time	Gap	No	Lap Time	Gap	No	Lap Time	Gap	No	Lap Time	Gap								
<b>Lap 1</b>																						
32	2:00.887	0.000	70	1:53.629	2.752	86	1:56.218	9.432	96	1:54.465	5.683	95	1:53.776		13	1:54.390	1.447					
95	2:01.235	0.348	96	1:53.504	3.302	73	1:55.380	14.011	2	1:55.189	6.164	13	1:54.390	1.447	23	1:54.414	1.941					
13	2:01.257	0.370	15	1:53.563	3.713	64	1:55.427	14.489	15	1:54.335	8.363	23	1:54.414	1.941	96	1:53.760	2.978					
23	2:01.365	0.478	2	1:53.278	4.700	63	1:54.969	1 Lap	8	1:54.119	10.005	96	1:53.760	2.978	2	1:53.966	4.417					
70	2:02.709	1.822	14	1:54.053	6.420	52	1:57.845	26.696	86	1:54.947	14.861	2	1:53.966	4.417	15	1:54.289	6.467					
96	2:02.954	2.067	86	1:53.896	7.022	<b>Lap 8</b>																
8	2:03.291	2.404	8	1:53.630	8.651	23	1:54.025		64	1:55.303	18.546	8	1:53.787	7.417	86	1:54.879	15.389					
15	2:03.865	2.978	64	1:54.835	10.855	13	1:54.105	0.279	73	1:56.119	19.008	14	1:55.030	18.402	64	1:55.522	20.190					
2	2:04.736	3.849	73	1:54.534	11.709	95	1:54.383	2.414	63	1:54.390	1 Lap	73	1:55.767	21.349	73	1:55.767	21.349					
14	2:05.317	4.430	52	1:56.644	16.419	2	1:54.007	5.276	52	1:57.212	39.170	52	1:57.144	52.246								
86	2:05.917	5.030	63	3:14.642	1 Lap	96	1:54.062	5.586	<b>Lap 12</b>													
64	2:06.749	5.862	<b>Lap 5</b>																			
52	2:06.953	6.066	32	1:52.953		15	1:55.561	8.116	23	1:54.111		13	1:53.877	0.117								
63	2:08.302	7.415	95	1:53.004	0.427	70	1:57.937	9.302	95	1:54.345	0.821	95	1:54.345	0.821								
73	2:08.516	7.629	23	1:53.245	1.247	14	1:54.891	9.512	96	1:54.001	5.573	2	1:54.319	6.372								
<b>Lap 2</b>																						
32	1:53.801		13	1:53.352	1.869	86	1:54.817	10.224	2	1:54.319	6.372	15	1:53.937	8.189								
95	1:53.742	0.289	70	1:53.045	2.844	73	1:55.093	15.079	15	1:53.937	8.189	8	1:53.676	9.570								
23	1:54.102	0.779	96	1:54.013	4.362	64	1:55.237	15.701	8	1:53.676	9.570	86	1:54.632	15.382								
13	1:54.734	1.303	15	1:53.772	4.532	63	1:53.914	1 Lap	14	1:55.222	17.939	14	1:55.222	17.939								
70	1:53.895	1.916	2	1:53.585	5.332	52	1:57.089	29.760	64	1:54.871	19.306	64	1:54.871	19.306								
96	1:54.391	2.657	14	1:54.190	7.657	<b>Lap 9</b>																
15	1:54.252	3.429	86	1:54.283	8.352	23	1:53.831		73	1:54.816	19.713	73	1:54.816	19.713								
2	1:54.535	4.583	8	1:53.662	9.360	13	1:53.928	0.376	63	1:54.448	1 Lap	63	1:54.448	1 Lap								
14	1:54.559	5.188	73	1:54.459	13.215	95	1:53.475	2.058	52	1:57.957	43.016	52	1:57.957	43.016								
86	1:54.667	5.896	64	1:55.738	13.640	2	1:53.920	5.365	<b>Lap 13</b>													
64	1:55.195	7.256	52	1:57.083	20.549	96	1:54.165	5.920	23	1:55.649		23	1:55.649									
8	1:58.988	7.591	63	1:55.116	1 Lap	15	1:53.984	8.269	95	1:55.056	0.228	95	1:55.056	0.228								
73	1:55.257	9.085	<b>Lap 6</b>																			
52	1:56.855	9.120	23	1:53.749		8	1:54.490	10.517	13	1:56.127	0.595	13	1:56.127	0.595								
63	2:37.157	50.771	13	1:53.263	0.136	14	1:56.163	11.844	96	1:53.680	3.604	96	1:53.680	3.604								
<b>Lap 3</b>																						
32	1:53.757		70	1:54.156	2.004	86	1:55.490	11.883	2	1:54.283	5.006	2	1:54.283	5.006								
95	1:53.885	0.417	95	1:56.800	2.231	73	1:54.955	16.203	15	1:53.930	6.470	15	1:53.930	6.470								
23	1:53.687	0.709	96	1:55.990	5.356	64	1:54.861	16.731	8	1:54.143	8.064	8	1:54.143	8.064								
13	1:53.740	1.286	2	1:55.031	5.367	63	1:54.279	1 Lap	86	1:54.662	14.395	86	1:54.662	14.395								
70	1:53.894	2.053	15	1:56.361	5.897	52	1:56.913	32.842	14	1:54.799	17.089	14	1:54.799	17.089								
96	1:53.828	2.728	14	1:54.613	7.274	<b>Lap 10</b>																
15	1:53.408	3.080	86	1:54.542	7.898	23	1:54.231		64	1:54.654	18.311	64	1:54.654	18.311								
2	1:53.526	4.352	8	1:54.201	8.565	13	1:54.061	0.206	73	1:54.873	18.937	73	1:54.873	18.937								
14	1:53.866	5.297	32	2:07.441	12.445	95	1:53.215	1.042	63	1:54.493	1 Lap	63	1:54.493	1 Lap								
86	1:53.917	6.056	73	1:55.096	13.315	2	1:54.283	5.417	52	1:57.568	44.935	52	1:57.568	44.935								
8	1:54.117	7.951	64	1:55.102	13.746	96	1:53.971	5.660	<b>Lap 14</b>													
64	1:55.451	8.950	63	1:56.723	1 Lap	15	1:54.432	8.470	95	1:54.570		95	1:54.570									
73	1:54.777	10.105	52	1:57.982	23.535	8	1:54.042	10.328	13	1:55.036	0.833	13	1:55.036	0.833								
52	1:57.342	12.705	<b>Lap 7</b>																			
<b>Lap 4</b>																						
32	1:52.930		23	1:54.684		14	1:57.816	15.429	23	1:56.101	1.303	23	1:56.101	1.303								
95	1:52.889	0.376	13	1:54.747	0.199	73	1:55.359	17.331	96	1:54.188	2.994	96	1:54.188	2.994								
23	1:53.176	0.955	95	1:54.509	2.056	64	1:55.185	17.685	2	1:54.019	4.227	2	1:54.019	4.227								
13	1:53.114	1.470	2	1:54.611	5.294	63	1:54.491	1 Lap	15	1:54.282	5.954	15	1:54.282	5.954								
<b>Lap 5</b>																						
70	1:58.070	5.390	70	1:58.070	5.390	52	1:57.789	36.400	8	1:54.140	7.406	8	1:54.140	7.406								
96	1:54.877	5.549	96	1:54.877	5.549	<b>Lap 11</b>																
15	1:55.367	6.580	15	1:55.367	6.580	23	1:54.442		86	1:54.689	14.286	86	1:54.689	14.286								
14	1:56.056	8.646	14	1:56.056	8.646	13	1:54.587	0.351	14	1:54.857	17.148	14	1:54.857	17.148								
8	1:55.182	9.063	8	1:55.182	9.063	95	1:53.987	0.587	64	1:54.931	18.444	64	1:54.931	18.444								
<b>Lap 6</b>																						
<b>Lap 12</b>																						
<b>Lap 13</b>																						
<b>Lap 14</b>																						
<b>Lap 15</b>																						



# Toyota GR Cup Spain


## ROUND 2 - VALENCIA

### Carrera 1

## Sector Analysis

— Invalidated Lap    ■ Personal Best    ■ Session Best    B Crossing the pit lane

Lap	Time	Sector 1	Sector 2	Sector 3	T.Spd	Elapsed	Lap	Time	Sector 1	Sector 2	Sector 3	T.Spd	Elapsed	
<b>2</b>	<b>Sandro PEREZ</b> ESP							1	2:05.317	35.673	58.130	31.514		2:05.317
	RX PRORACING Toyota GR86							2	1:54.559	26.177	56.639	31.743	189.9	3:59.876
	1	2:04.736	35.688	57.473	31.575	2:04.736	3	<b>1:53.866</b>	26.294	<b>56.090</b>	<b>31.482</b>	190.9	5:53.742	
	2	1:54.535	26.131	56.778	31.626	188.3	4	1:54.053	<b>26.093</b>	56.474	31.486	190.4	7:47.795	
	3	<b>1:53.526</b>	26.293	55.872	<b>31.361</b>	188.3	5	1:54.190	26.385	56.252	31.553	189.4	9:41.985	
	4	<u>1:53.278</u>	<b>26.008</b>	<u>55.765</u>	31.505	188.3	6	1:54.613	26.506	56.241	31.866	189.4	11:36.598	
	5	1:53.585	26.149	<b>55.799</b>	31.637	187.8	7	1:56.056	27.346	57.017	31.693	189.9	13:32.654	
	6	1:55.031	26.259	56.234	32.538	188.9	8	<u>1:54.891</u>	26.481	<b>56.465</b>	31.945	189.4	15:27.545	
	7	<u>1:54.611</u>	<u>26.525</u>	<u>56.367</u>	31.719	185.3	9	<u>1:56.163</u>	<u>26.296</u>	<u>57.643</u>	<u>32.224</u>	191.5	17:23.708	
	8	1:54.007	26.300	56.084	31.623	187.8	10	<u>1:57.816</u>	<u>26.605</u>	<u>57.415</u>	33.796	185.3	19:21.524	
	9	1:53.920	26.199	56.129	31.592	187.8	11	<u>1:55.841</u>	26.567	<u>57.400</u>	31.874	188.3	21:17.365	
	10	1:54.283	26.242	56.226	31.815	187.3	12	1:55.222	26.614	56.680	31.928	188.3	23:12.587	
	11	1:55.189	26.444	57.082	31.663	186.8	13	1:54.799	26.507	56.382	31.910	187.3	25:07.386	
	12	1:54.319	26.291	56.336	31.692	188.9	14	1:54.857	26.480	56.635	31.742	188.3	27:02.243	
	13	1:54.283	26.273	56.168	31.842	187.8	15	1:55.030	26.567	56.563	31.900	186.8	28:57.273	
	14	1:54.019	26.343	56.149	31.527	186.8								
	15	1:53.966	26.231	56.069	31.666	187.8								
<b>8</b>	<b>Joan VINYES R</b> AND							1	2:03.865	35.470	56.847	31.548		2:03.865
	EFICAR TEAM Toyota GR86							2	<u>1:54.252</u>	<u>26.448</u>	56.333	31.471	188.3	3:58.117
	1	2:03.291	35.182	56.573	31.536	2:03.291	3	<b>1:53.408</b>	26.134	<b>55.914</b>	31.360	189.4	5:51.525	
	2	<u>1:58.988</u>	<u>27.153</u>	56.793	35.042	189.4	4	1:53.563	<b>26.122</b>	56.147	<b>31.294</b>	190.4	7:45.088	
	3	1:54.117	26.299	56.162	31.656	189.4	5	1:53.772	26.158	56.251	31.363	190.4	9:38.860	
	4	<b>1:53.630</b>	26.051	56.176	<b>31.403</b>	188.3	6	1:56.361	26.580	56.854	32.927	191.5	11:35.221	
	5	1:53.662	26.136	<b>55.954</b>	31.572	188.9	7	<u>1:55.367</u>	<u>27.162</u>	56.676	<u>31.529</u>	188.3	13:30.588	
	6	1:54.201	26.332	55.987	31.882	189.4	8	<u>1:55.561</u>	<u>26.559</u>	57.222	31.780	189.4	15:26.149	
	7	1:55.182	26.246	57.161	31.775	189.9	9	1:53.984	26.392	56.170	31.422	186.8	17:20.133	
	8	1:54.820	26.314	56.533	31.973	189.4	10	1:54.432	26.499	56.300	31.633	187.3	19:14.565	
	9	1:54.490	26.394	56.632	31.464	190.4	11	1:54.335	26.426	56.249	31.660	186.8	21:08.900	
	10	1:54.042	26.090	56.232	31.720	187.8	12	1:53.937	26.270	56.209	31.458	187.3	23:02.837	
	11	1:54.119	26.186	56.393	31.540	187.8	13	1:53.930	26.317	56.138	31.475	188.3	24:56.767	
	12	1:53.676	26.063	56.002	31.611	188.3	14	1:54.282	26.402	56.424	31.456	188.3	26:51.049	
	13	1:54.143	<b>26.028</b>	56.611	31.504	188.9	15	1:54.289	26.369	56.390	31.530	187.3	28:45.338	
	14	1:54.140	26.177	56.430	31.533	188.9								
	15	<u>1:53.787</u>	26.069	<u>56.167</u>	31.551	188.9								
<b>13</b>	<b>Joan VINYES D</b> AND							1	2:01.365	33.868	56.229	<b>31.268</b>		2:01.365
	EFICAR TEAM Toyota GR86							2	<u>1:54.102</u>	<u>27.001</u>	55.907	<u>31.194</u>	189.4	3:55.467
	1	2:01.257	33.490	56.347	31.420	2:01.257	3	<u>1:53.687</u>	<u>26.129</u>	56.271	31.287	189.9	5:49.154	
	2	1:54.734	27.078	56.312	31.344	185.3	4	<u>1:53.176</u>	<u>26.056</u>	55.838	31.282	190.9	7:42.330	
	3	1:53.740	<b>26.023</b>	56.436	<b>31.281</b>	190.4	5	<b>1:53.245</b>	26.230	<b>55.736</b>	31.279	189.9	9:35.575	
	4	<u>1:53.114</u>	26.080	55.719	<u>31.315</u>	190.4	6	1:53.749	<b>26.171</b>	55.773	31.805	189.9	11:29.324	
	5	<u>1:53.352</u>	<u>26.066</u>	55.883	31.403	190.4	7	1:54.684	26.745	56.220	31.719	190.9	13:24.008	
	6	<b>1:53.263</b>	26.138	<b>55.670</b>	31.455	190.4	8	1:54.025	26.489	56.009	31.527	188.3	15:18.033	
	7	1:54.747	26.297	56.654	31.796	192.0	9	1:53.831	26.330	56.048	31.453	187.8	17:11.864	
	8	1:54.105	26.553	56.014	31.538	190.4	10	1:54.231	26.573	56.028	31.630	187.3	19:06.095	
	9	1:53.928	26.232	56.201	31.495	190.4	11	1:54.442	26.528	56.379	31.535	187.8	21:00.537	
	10	<u>1:54.061</u>	26.412	56.105	<u>31.544</u>	190.4	12	1:54.111	26.360	56.144	31.607	186.8	22:54.648	
	11	<u>1:54.587</u>	<u>26.496</u>	56.544	31.547	190.9	13	<u>1:55.649</u>	26.621	<u>57.474</u>	31.554	190.4	24:50.297	
	12	<u>1:53.877</u>	<u>26.374</u>	56.064	31.439	189.9	14	1:56.101	26.309	57.449	32.343	186.8	26:46.398	
	13	<u>1:56.127</u>	26.688	57.829	<u>31.610</u>	189.9	15	1:54.414	26.219	56.655	31.540	189.4	28:40.812	
	14	<u>1:55.036</u>	<u>26.356</u>	56.731	31.949	189.4								
	15	1:54.390	26.252	56.611	31.527	188.3								
<b>14</b>	<b>Ignacio RODRIGUEZ</b> ESP							1	2:00.887	32.696	56.483	31.708		2:00.887
	AVIASTEC_RACING Toyota GR86							2	1:53.801	26.556	55.897	31.348	185.3	3:54.688
	1	2:00.887	32.696	56.483	31.708	2:00.887	3	1:53.757	26.448	56.078	31.231	186.3	5:48.445	



# Toyota GR Cup Spain

## ROUND 2 - VALENCIA

### Carrera 1

## Sector Analysis

— Invalidated Lap    ■ Personal Best    ■ Session Best    B Crossing the pit lane

Lap	Time	Sector 1	Sector 2	Sector 3	T.Spd	Elapsed	Lap	Time	Sector 1	Sector 2	Sector 3	T.Spd	Elapsed
4	<b>1:52.930</b>	26.124	55.684	<b>31.122</b>	186.3	7:41.375	1	2:02.709	34.386	56.798	31.525		2:02.709
5	1:52.953	<b>26.116</b>	<b>55.671</b>	31.166	186.8	9:34.328	2	<u>1:53.895</u>	<u>26.359</u>	<u>56.104</u>	31.432	185.3	3:56.604
6	2:07.441 <b>B</b>	26.127	55.765	45.549	186.3	11:41.769	3	1:53.894	26.232	56.102	31.560	188.9	5:50.498

52 Alejandro SANCHEZ ESP						
ESCUELA VASCA DE CONDUCCIÓN Toyota GR86						
1	2:06.953	36.642	58.247	<b>32.064</b>		2:06.953
2	<u>1:56.855</u>	<u>27.412</u>	<u>57.031</u>	<u>32.412</u>	188.9	4:03.808
3	<u>1:57.342</u>	<u>26.915</u>	<u>57.390</u>	<u>33.037</u>	185.8	6:01.150
4	<b>1:56.644</b>	26.953	<b>57.118</b>	32.573	183.8	7:57.794
5	1:57.083	26.906	57.881	32.296	186.3	9:54.877
6	1:57.982	27.041	58.329	32.612	186.3	11:52.859
7	<u>1:57.845</u>	<u>27.364</u>	57.951	32.530	187.3	13:50.704
8	1:57.089	26.888	57.277	32.924	184.3	15:47.793
9	1:56.913	26.907	57.828	32.178	183.8	17:44.706
10	1:57.789	<b>26.851</b>	58.293	32.645	184.8	19:42.495
11	<u>1:57.212</u>	27.088	<u>57.913</u>	32.211	183.8	21:39.707
12	1:57.957	27.275	57.991	32.691	184.8	23:37.664
13	1:57.568	27.250	57.852	32.466	183.8	25:35.232
14	1:58.741	27.118	57.794	33.829	181.9	27:33.973
15	1:57.144	27.191	57.563	32.390	184.3	29:31.117

63 Miguel Angel ROMERO ESP						
RX PRORACING Toyota GR86						
1	2:08.302	37.025	58.515	32.762		2:08.302
2	<u>2:37.157</u> <b>B</b>	27.295	<u>1:14.394</u>	55.468	184.3	4:45.459
3	3:14.642	1:42.755	59.618	32.269		8:00.101
4	1:55.116	26.731	56.613	31.772	185.8	9:55.217
5	1:56.723	26.799	57.623	32.301	189.4	11:51.940
6	1:54.969	26.704	56.474	31.791	185.3	13:46.909
7	<b>1:53.914</b>	<b>26.335</b>	<b>56.060</b>	<b>31.519</b>	187.3	15:40.823
8	1:54.279	26.519	56.111	31.649	186.8	17:35.102
9	1:54.491	26.514	56.334	31.643	186.8	19:29.593
10	1:54.390	26.501	56.242	31.647	186.3	21:23.983
11	1:54.448	26.608	56.219	31.621	186.8	23:18.431
12	1:54.493	26.509	56.334	31.650	187.3	25:12.924

64 Jesus Luis RECUENCO ESP						
LOVA ME-PRE MOTORSPORT Toyota GR86						
1	2:06.749	36.891	57.848	32.010		2:06.749
2	<u>1:55.195</u>	<u>27.085</u>	56.493	<b>31.617</b>	186.8	4:01.944
3	<u>1:55.451</u>	26.776	56.973	<u>31.702</u>	187.3	5:57.395
4	<u>1:54.835</u>	<u>26.400</u>	56.705	31.730	187.8	7:52.230
5	1:55.738	<b>26.259</b>	56.441	33.038	187.8	9:47.968
6	1:55.102	26.539	56.614	31.949	186.3	11:43.070
7	<u>1:55.427</u>	<u>26.766</u>	56.878	31.783	189.4	13:38.497
8	1:55.237	26.591	56.739	31.907	188.9	15:33.734
9	1:54.861	26.473	56.625	31.763	187.8	17:28.595
10	1:55.185	26.707	56.679	31.799	189.4	19:23.780
11	<u>1:55.303</u>	26.387	<u>57.097</u>	31.819	188.9	21:19.083
12	<u>1:54.871</u>	26.343	<u>56.645</u>	31.883	186.8	23:13.954
13	<b>1:54.654</b>	26.503	<b>56.383</b>	31.768	186.8	25:08.608
14	1:54.931	26.379	56.398	32.154	187.3	27:03.539
15	1:55.522	26.531	56.723	32.268	185.3	28:59.061


70 Santiago CASTILLA ESP						
EFICAR TEAM CASAL Toyota GR86						

Lap	Time	Sector 1	Sector 2	Sector 3	T.Spd	Elapsed
4	1:53.629	26.067	56.070	31.492	187.8	7:44.127
5	<b>1:53.045</b>	26.073	<b>55.798</b>	<b>31.174</b>	187.3	9:37.172
6	1:54.156	<b>25.955</b>	56.136	32.065	188.9	11:31.328
7	<u>1:58.070</u>	<u>27.826</u>	57.514	32.730	180.9	13:29.398
8	<u>1:57.937</u>	<u>27.296</u>	<u>58.590</u>	32.051	175.0	15:27.335

73 Lucas MARICONDA ESP						
RX PRORACING Toyota GR86						
1	2:08.516	37.293	58.259	32.964		2:08.516
2	<u>1:55.257</u>	26.822	<u>56.760</u>	31.675	186.3	4:03.773
3	<u>1:54.777</u>	<u>26.681</u>	<u>56.508</u>	<b>31.588</b>	186.8	5:58.550
4	1:54.534	26.434	56.457	31.643	189.4	7:53.084
5	<b>1:54.459</b>	<b>26.285</b>	<b>56.440</b>	31.734	189.9	9:47.543
6	1:55.096	26.583	56.475	32.038	187.3	11:42.639
7	<u>1:55.380</u>	<u>26.665</u>	56.784	31.931	187.8	13:38.019
8	1:55.093	26.666	56.583	31.844	188.3	15:33.112
9	1:54.955	26.519	56.583	31.853	187.3	17:28.067
10	1:55.359	26.744	56.555	32.060	186.8	19:23.426
11	1:56.119	26.929	57.257	31.933	187.8	21:19.545
12	1:54.816	26.337	56.531	31.948	189.4	23:14.361
13	1:54.873	26.471	56.605	31.797	189.9	25:09.234
14	1:55.219	26.448	56.717	32.054	188.3	27:04.453
15	1:55.767	26.568	57.057	32.142	187.8	29:00.220

86 Marta GARCÍA ESP						
RX PRORACING Toyota GR86						
1	2:05.917	36.222	57.937	31.758		2:05.917
2	1:54.667	26.385	56.468	31.814	188.9	4:00.584
3	<b>1:53.917</b>	26.293	<b>56.087</b>	31.537	188.9	5:54.501
4	<u>1:53.896</u>	<b>26.231</b>	<u>56.260</u>	<b>31.405</b>	189.4	7:48.397
5	1:54.283	26.344	56.305	31.634	189.9	9:42.680
6	1:54.542	26.294	56.411	31.837	188.3	11:37.222
7	<u>1:56.218</u>	<u>27.049</u>	57.459	31.710	189.4	13:33.440
8	1:54.817	26.437	56.563	31.817	190.9	15:28.257
9	1:55.490	26.589	56.821	32.080	190.4	17:23.747
10	1:56.704	26.965	56.974	32.765	185.3	19:20.451
11	1:54.947	26.371	56.821	31.755	185.3	21:15.398
12	1:54.632	26.418	56.456	31.758	185.3	23:10.030
13	1:54.662	26.353	56.515	31.794	186.3	25:04.692
14	1:54.689	26.469	56.493	31.727	185.3	26:59.381
15	1:54.879	26.540	56.492	31.847	185.3	28:54.260

95 Marco AGUILERA ESP						
EFICAR TEAM NIMO Toyota GR86						
1	2:01.235	33.047	56.468	31.720		2:01.235
2	<u>1:53.742</u>	<u>26.537</u>	55.849	31.356	185.8	3:54.977
3	1:53.885	26.288	56.204	31.393	187.8	5:48.862
4	<b>1:52.889</b>	<b>25.937</b>	55.758	<b>31.194</b>	188.9	7:41.751
5	1:53.004	26.027	55.698	31.279	188.9	9:34.755
6	<u>1:56.800</u>	25.981	<u>55.577</u>	<u>35.242</u>	188.9	11:31.555
7	<u>1:54.509</u>	<u>26.414</u>	56.333	31.762	185.8	13:26.064
8	1:54.383	26.087	56.423	31.873	186.8	15:20.447
9	1:53.475	26.180	56.027	31.268	186.3	17:13.922
10	1:53.215	26.139	<b>55.667</b>	31.409	187.3	19:07.137




**Toyota GR Cup Spain**  
**ROUND 2 - VALENCIA**  
**Carrera 1**

**Sector Analysis**

— Invalidated Lap    ■ Personal Best    ■ Session Best    B Crossing the pit lane



Lap	Time	Sector 1	Sector 2	Sector 3	T.Spd	Elapsed	Lap	Time	Sector 1	Sector 2	Sector 3	T.Spd	Elapsed
11	1:53.987	26.012	56.489	31.486	184.8	21:01.124							
12	1:54.345	26.134	56.468	31.743	186.8	22:55.469							
13	1:55.056	26.414	57.096	31.546	184.8	24:50.525							
14	<u>1:54.570</u>	<u>26.314</u>	56.821	31.435	185.8	26:45.095							
15	1:53.776	26.124	55.964	31.688	184.3	28:38.871							


96 Luis ALVAREZ				ESP		
LOVA ME-PRE MOTORSPORT				Toyota GR86		
1	2:02.954	34.862	56.612	31.480	2:02.954	
2	<u>1:54.391</u>	<u>26.448</u>	<u>56.456</u>	31.487	188.3	3:57.345
3	1:53.828	<b>26.222</b>	56.285	<b>31.321</b>	186.3	5:51.173
4	<u>1:53.504</u>	<u>26.031</u>	56.088	<u>31.385</u>	187.3	7:44.677
5	<u>1:54.013</u>	<u>26.373</u>	56.136	31.504	187.8	9:38.690
6	<u>1:55.990</u>	26.593	<u>57.007</u>	32.390	188.9	11:34.680
7	<u>1:54.877</u>	27.062	<u>56.358</u>	31.457	184.3	13:29.557
8	1:54.062	26.512	56.209	31.341	187.3	15:23.619
9	1:54.165	26.266	56.387	31.512	188.3	17:17.784
10	1:53.971	26.370	55.924	31.677	187.3	19:11.755
11	1:54.465	26.516	56.441	31.508	187.8	21:06.220
12	1:54.001	26.377	56.083	31.541	184.8	23:00.221
13	<b>1:53.680</b>	26.308	<b>55.900</b>	31.472	185.3	24:53.901
14	1:54.188	26.453	56.291	31.444	184.3	26:48.089
15	1:53.760	26.415	55.995	31.350	186.3	28:41.849



**Toyota GR Cup Spain**  
ROUND 2 - VALENCIA  
Carrera 1

Flag Analysis

Flag	Time
 GREEN FLAG	13:33:33.655
 CHEQUERED FLAG	14:02:12.526




**Toyota GR Cup Spain**  
**ROUND 2 - VALENCIA**  
**Carrera 1**

**Amended**

**Track Limits Analysis**

No	Driver	Team	T.L. Nr	Camera	Lap	Time	
2	Sandro PEREZ	RX PRORACING	1	Turn 4	4	13:40:01.290	
2	Sandro PEREZ	RX PRORACING	2	Turn 1	7	13:45:21.556	
2	Sandro PEREZ	RX PRORACING	3	Turn 6	7	13:45:59.223	
2	Sandro PEREZ	RX PRORACING	4	Turn 4	7	13:45:43.704	
							<b>Total Infractions: 4</b>
8	Joan VINYES R	EFICAR TEAM	1	Turn 1	2	13:35:50.026	
8	Joan VINYES R	EFICAR TEAM	2	Turn 4	15	14:01:00.942	
							<b>Total Infractions: 2</b>
13	Joan VINYES D	EFICAR TEAM	1	Turn 14	4	13:41:08.034	
13	Joan VINYES D	EFICAR TEAM	2	Turn 14	10	13:52:31.510	
13	Joan VINYES D	EFICAR TEAM	3	Turn 2	12	13:54:58.826	
13	Joan VINYES D	EFICAR TEAM	4	Turn 14	13	13:58:15.769	
							<b>Total Infractions: 4</b>
14	Ignacio RODRIGUEZ	AVIASTEC_RACING	1	Turn 6	8	13:47:56.641	
14	Ignacio RODRIGUEZ	AVIASTEC_RACING	2	Turn 2	9	13:49:25.755	
14	Ignacio RODRIGUEZ	AVIASTEC_RACING	3	Turn 1	10	13:51:10.748	
14	Ignacio RODRIGUEZ	AVIASTEC_RACING	4	Turn 11	10	13:52:18.987	
14	Ignacio RODRIGUEZ	AVIASTEC_RACING	5	Turn 4	11	13:53:30.429	
							<b>Total Infractions: 5</b>
15	Daniel CASAS	EFICAR TEAM	1	Turn 2	2	13:36:01.767	
15	Daniel CASAS	EFICAR TEAM	2	Turn 1	7	13:45:21.556	
15	Daniel CASAS	EFICAR TEAM	3	Turn 14	7	13:46:55.707	
							<b>Total Infractions: 3</b>
23	Antonio ALBACETE	LOVA ME-PRE MOTORSPORT	1	Turn 2	2	13:35:59.764	
23	Antonio ALBACETE	LOVA ME-PRE MOTORSPORT	2	Turn 14	2	13:37:20.302	
23	Antonio ALBACETE	LOVA ME-PRE MOTORSPORT	3	Turn 1	4	13:39:35.954	
23	Antonio ALBACETE	LOVA ME-PRE MOTORSPORT	4	Turn 6	13	13:57:19.702	
							<b>Total Infractions: 4</b>
52	Alejandro SANCHEZ	ESCUELA VASCA DE CONDUCCIÓN	1	Turn 1	2	13:35:53.227	
52	Alejandro SANCHEZ	ESCUELA VASCA DE CONDUCCIÓN	2	Turn 2	2	13:36:05.505	
52	Alejandro SANCHEZ	ESCUELA VASCA DE CONDUCCIÓN	3	Turn 4	2	13:36:16.971	
52	Alejandro SANCHEZ	ESCUELA VASCA DE CONDUCCIÓN	4	Turn 14	2	13:37:28.841	
52	Alejandro SANCHEZ	ESCUELA VASCA DE CONDUCCIÓN	5	Turn 1	7	13:45:39.339	
52	Alejandro SANCHEZ	ESCUELA VASCA DE CONDUCCIÓN	6	Turn 6	11	13:54:07.981	
							<b>Total Infractions: 6</b>
63	Miguel Angel ROMERO	RX PRORACING	1	Turn 4	2	13:36:18.243	
63	Miguel Angel ROMERO	RX PRORACING	2	Turn 2	13	13:59:11.523	
							<b>Total Infractions: 2</b>
64	Jesus Luis RECUENCO	LOVA ME-PRE MOTORSPORT	1	Turn 1	2	13:35:53.227	
64	Jesus Luis RECUENCO	LOVA ME-PRE MOTORSPORT	2	Turn 14	3	13:39:22.243	
64	Jesus Luis RECUENCO	LOVA ME-PRE MOTORSPORT	3	Turn 1	7	13:45:29.614	
64	Jesus Luis RECUENCO	LOVA ME-PRE MOTORSPORT	4	Turn 4	11	13:53:32.378	
64	Jesus Luis RECUENCO	LOVA ME-PRE MOTORSPORT	5	Turn 4	12	13:55:27.750	
							<b>Total Infractions: 5</b>
70	Santiago CASTILLA	EFICAR TEAM CASAL	1	Turn 1	2	13:35:50.026	
70	Santiago CASTILLA	EFICAR TEAM CASAL	2	Turn 6	2	13:36:27.557	
70	Santiago CASTILLA	EFICAR TEAM CASAL	3	Turn 2	7	13:45:31.562	
70	Santiago CASTILLA	EFICAR TEAM CASAL	4	Turn 1	8	13:47:17.015	
70	Santiago CASTILLA	EFICAR TEAM CASAL	5	Turn 4	8	13:47:39.406	
70	Santiago CASTILLA	EFICAR TEAM CASAL	6	Turn 1	9	13:49:15.407	
70	Santiago CASTILLA	EFICAR TEAM CASAL	7	Turn 6	9	13:49:54.690	
							<b>Total Infractions: 7</b>
73	Lucas MARICONDA	RX PRORACING	1	Turn 4	2	13:36:18.243	
73	Lucas MARICONDA	RX PRORACING	2	Turn 1	3	13:37:50.687	
73	Lucas MARICONDA	RX PRORACING	3	Turn 4	3	13:38:12.815	



**Toyota GR Cup Spain**  
**ROUND 2 - VALENCIA**  
**Carrera 1**

**Amended**


**Track Limits Analysis**

No	Driver	Team	T.L. Nr	Camera	Lap	Time
73	Lucas MARICONDA	RX PRORACING	4	Turn 1	7	13:45:29.614
<b>Total Infractions:</b>						<b>4</b>
86	Marta GARCÍA	RX PRORACING	1	Turn 4	4	13:40:03.761
86	Marta GARCÍA	RX PRORACING	2	Turn 1	7	13:45:23.885
86	Marta GARCÍA	RX PRORACING	3	Turn 2	7	13:45:35.572
<b>Total Infractions:</b>						<b>3</b>
95	Marco AGUILERA	EFICAR TEAM NIMO	1	Turn 4	6	13:43:43.340
95	Marco AGUILERA	EFICAR TEAM NIMO	2	Turn 14	6	13:44:55.960
95	Marco AGUILERA	EFICAR TEAM NIMO	3	Turn 2	7	13:45:29.499
95	Marco AGUILERA	EFICAR TEAM NIMO	4	Turn 2	14	13:58:48.732
<b>Total Infractions:</b>						<b>4</b>
96	Luis ALVAREZ	LOVA ME-PRE MOTORSPORT	1	Turn 1	2	13:35:50.026
96	Luis ALVAREZ	LOVA ME-PRE MOTORSPORT	2	Turn 4	2	13:36:12.038
96	Luis ALVAREZ	LOVA ME-PRE MOTORSPORT	3	Turn 1	4	13:39:37.886
96	Luis ALVAREZ	LOVA ME-PRE MOTORSPORT	4	Turn 14	4	13:41:09.575
96	Luis ALVAREZ	LOVA ME-PRE MOTORSPORT	5	Turn 11	6	13:44:34.115
96	Luis ALVAREZ	LOVA ME-PRE MOTORSPORT	6	Turn 4	7	13:45:43.704
<b>Total Infractions:</b>						<b>6</b>

**TOTAL TRACK LIMITS: 59**



Published at: .....






**Toyota GR Cup Spain**  
**ROUND 2 - VALENCIA**  
**Carrera 1**

**Provisional Race Director Report**

Hour	Flag	Message
13:20:00		PIT LANE ABIERTO
13:22:25	GF	GREEN FLAG
13:25:07		5 MINUTOS - PIT LANE CERRADO
13:27:10		3 MINUTOS
13:29:16		1 MINUTO
13:29:47		15 SEGUNDOS
13:30:03		VUELTA DE FORMACION
13:45:24		INCIDENTE COCHES #32 #95 BAJO INVESTIGACION
13:49:08		INCIDENTE COCHE #32 #95 SERA INVESTIGADO DESPUES DE LA SESION

Published at: .....

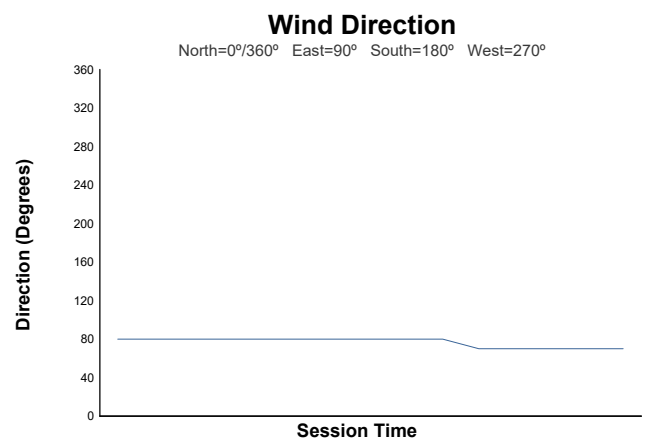
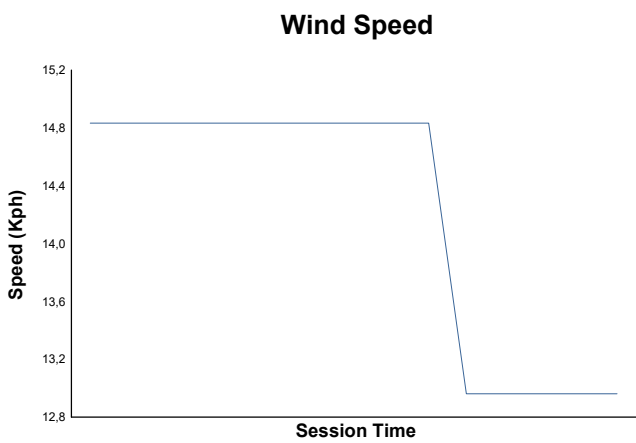
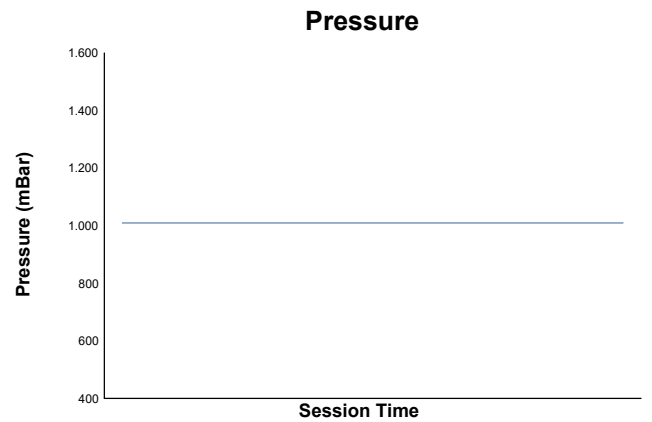
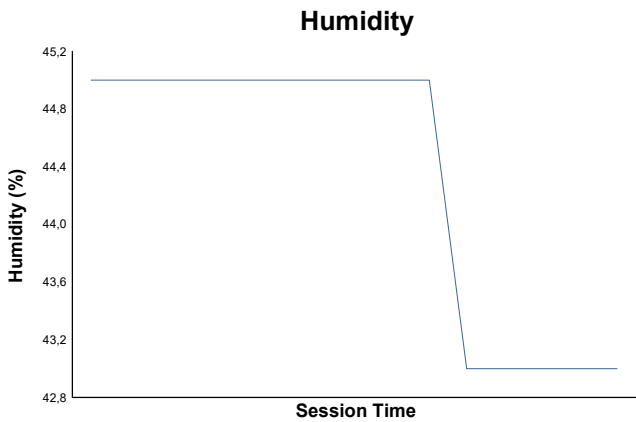
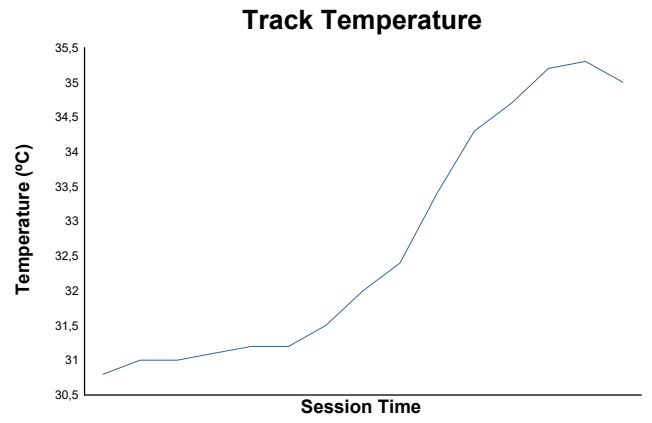
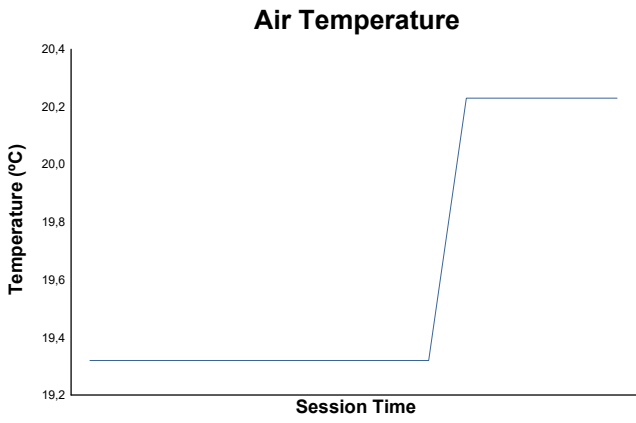
<p><b>Race Director:</b> David RODRIGUEZ</p> 	<p><b>Timekeeper:</b> Alberto ESTEBANEZ</p> 
--	---




**ROUND 2 - VALENCIA**

Toyota GR Cup Spain  
 Carrera 1

Weather Report



Track Status: **DRY**



**Toyota GR Cup Spain**  
**ROUND 2 - VALENCIA**  
**Entrenamientos Clasificatorios 2**

**Final Classification**


No	Driver	Nat	Team	Car	Cl.	Time	Lap Total	Gap	Kph
1	2 Sandro PEREZ	ESP	RX PRORACING	Toyota GR86	GR	<b>2:00.157</b>	9 9	-	<b>120.0</b>
2	95 Marco AGUILERA	ESP	EFICAR TEAM NIMO	Toyota GR86	GR	<b>2:00.595</b>	10 10	+0.438	<b>119.6</b>
3	32 Marcos DE DIEGO	ESP	EFICAR TEAM COMAUTO	Toyota GR86	GR	<b>2:00.706</b>	9 10	+0.549	<b>119.4</b>
4	23 Antonio ALBACETE	ESP	LOVA ME-PRE MOTORSPORT	Toyota GR86	GR	<b>2:01.060</b>	10 10	+0.903	<b>119.1</b>
5	63 Miguel Angel ROMERO	ESP	RX PRORACING	Toyota GR86	GR	<b>2:01.087</b>	7 7	+0.930	<b>119.1</b>
6	70 Santiago CASTILLA	ESP	EFICAR TEAM CASAL	Toyota GR86	GR	<b>2:01.321</b>	10 10	+1.164	<b>118.8</b>
7	8 Joan VINYES R	AND	EFICAR TEAM	Toyota GR86	GR	<b>2:01.342</b>	10 10	+1.185	<b>118.8</b>
8	86 Marta GARCÍA	ESP	RX PRORACING	Toyota GR86	GR	<b>2:01.394</b>	9 9	+1.237	<b>118.8</b>
9	73 Lucas MARICONDA	ESP	RX PRORACING	Toyota GR86	GR	<b>2:01.865</b>	10 10	+1.708	<b>118.3</b>
10	13 Joan VINYES D	AND	EFICAR TEAM	Toyota GR86	GR	<b>2:01.902</b>	8 9	+1.745	<b>118.3</b>
11	15 Daniel CASAS	ESP	EFICAR TEAM	Toyota GR86	GR	<b>2:02.656</b>	7 9	+2.499	<b>117.5</b>
12	14 Ignacio RODRIGUEZ	ESP	AVIASTEC_RACING	Toyota GR86	GR	<b>2:02.898</b>	7 8	+2.741	<b>117.3</b>
13	64 Jesus Luis RECUENCO	ESP	LOVA ME-PRE MOTORSPORT	Toyota GR86	GR	<b>2:03.408</b>	9 9	+3.251	<b>116.8</b>
14	52 Alejandro SANCHEZ	ESP	ESCUELA VASCA DE CONDUCCIÓN	Toyota GR86	GR	<b>2:03.548</b>	7 8	+3.391	<b>116.7</b>
15	96 Luis ALVAREZ	ESP	LOVA ME-PRE MOTORSPORT	Toyota GR86	GR	<b>2:03.560</b>	7 8	+3.403	<b>116.7</b>

**Fastest Lap:** Lap 9 | Sandro PEREZ | **2:00.157** | 120.0 Kph

Published at: .....11:05.....

Track Status: **WET**


 Wladimir Pastuschuk Estepa Presidente CC.DD	 Ivan Font Martínez Comisario Deportivo	 Oregudio Sabatini Comisario Deportivo	<b>Timekeeper:</b> Alberto ESTÉBANEZ 
--	---	--	---



**Toyota GR Cup Spain**  
**ROUND 2 - VALENCIA**  
**Entrenamientos Clasificatorios 2**

**Best Top Speed**


No Driver	Team	Class	Top 1		Top 2		Top 3		Top 4		Top 5		Avg	
			Kph	Lap	Kph	Lap	Kph	Lap	Kph	Lap	Kph	Lap		
23	Antonio ALBACETE	LOVA ME-PRE MOTORSPORT	GR	<b>188.9</b>	9	187.3	10	187.3	7	187.3	6	187.3	3	187,6
32	Marcos DE DIEGO	EFICAR TEAM COMAUTO	GR	<b>188.9</b>	10	186.8	9	186.8	6	186.3	8	185.8	7	186,9
2	Sandro PEREZ	RX PRORACING	GR	<b>187.8</b>	7	187.8	8	187.3	6	187.3	9	186.8	5	187,4
8	Joan VINYES R	EFICAR TEAM	GR	<b>187.8</b>	10	187.8	9	187.3	7	187.3	5	186.8	8	187,4
70	Santiago CASTILLA	EFICAR TEAM CASAL	GR	<b>187.8</b>	4	186.8	7	186.8	6	186.3	10	186.3	3	186,8
73	Lucas MARICONDA	RX PRORACING	GR	<b>187.8</b>	9	186.8	8	186.8	3	186.3	10	186.3	7	186,8
14	Ignacio RODRIGUEZ	AVIASTEC_RACING	GR	<b>187.3</b>	6	187.3	7	187.3	8	186.8	5	185.8	4	186,9
13	Joan VINYES D	EFICAR TEAM	GR	<b>186.8</b>	4	186.8	6	186.8	7	186.8	9	186.3	3	186,7
63	Miguel Angel ROMERO	RX PRORACING	GR	<b>186.8</b>	5	186.8	7	186.3	6	185.8	4	182.4	2	185,6
52	Alejandro SANCHEZ	ESCUELA VASCA DE CONDUCCIÓN	GR	<b>186.3</b>	8	184.8	7	182.4	3	181.9	5	181.4	2	183,4
15	Daniel CASAS	EFICAR TEAM	GR	<b>186.3</b>	6	185.8	5	185.8	7	184.8	4	183.3	2	185,2
86	Marta GARCÍA	RX PRORACING	GR	<b>185.3</b>	7	185.3	8	185.3	9	184.8	3	184.8	5	185,1
95	Marco AGUILERA	EFICAR TEAM NIMO	GR	<b>185.3</b>	10	185.3	8	184.8	9	184.8	7	184.3	5	184,9
64	Jesus Luis RECUENCO	LOVA ME-PRE MOTORSPORT	GR	<b>184.8</b>	6	184.8	8	184.8	9	184.3	5	184.3	7	184,6
96	Luis ALVAREZ	LOVA ME-PRE MOTORSPORT	GR	<b>184.3</b>	4	184.3	8	183.8	3	183.8	7	183.3	6	183,9



**Toyota GR Cup Spain**  
**ROUND 2 - VALENCIA**  
**Entrenamientos Clasificatorios 2**

**Best Sector Times**


Sector 1			Sector 2			Sector 3			Ideal Lap	Best Lap
Pos	No Driver	Time	No Driver	Time	No Driver	Time	Pos	No Driver		
1	8 J.VINYES R	27.665	2 S.PEREZ	59.119	95 M.AGUILERA	33.222	1	2 S.PEREZ	2:00.081	2:00.157 (1)
2	2 S.PEREZ	27.695	95 M.AGUILERA	59.488	32 M.DE DIEGO	33.226	2	95 M.AGUILERA	2:00.468	2:00.595 (2)
3	63 M.ROMERO	27.737	32 M.DE DIEGO	59.641	2 S.PEREZ	33.267	3	32 M.DE DIEGO	2:00.674	2:00.706 (3)
4	95 M.AGUILERA	27.758	23 A.ALBACETE	59.726	23 A.ALBACETE	33.366	4	23 A.ALBACETE	2:01.060	2:01.060 (4)
5	86 M.GARCÍA	27.806	63 M.ROMERO	59.762	15 D.CASAS	33.531	5	63 M.ROMERO	2:01.087	2:01.087 (5)
6	32 M.DE DIEGO	27.807	70 S.CASTILLA	59.836	8 J.VINYES R	33.556	6	70 S.CASTILLA	2:01.263	2:01.321 (6)
7	70 S.CASTILLA	27.809	86 M.GARCÍA	59.885	13 J.VINYES D	33.562	7	86 M.GARCÍA	2:01.332	2:01.394 (8)
8	73 L.MARICONDA	27.875	13 J.VINYES D	59.995	63 M.ROMERO	33.588	8	8 J.VINYES R	2:01.342	2:01.342 (7)
9	23 A.ALBACETE	27.968	8 J.VINYES R	1:00.121	73 L.MARICONDA	33.602	9	13 J.VINYES D	2:01.570	2:01.902 (10)
10	13 J.VINYES D	28.013	73 L.MARICONDA	1:00.136	70 S.CASTILLA	33.618	10	73 L.MARICONDA	2:01.613	2:01.865 (9)
11	14 I.RODRIGUEZ	28.095	14 I.RODRIGUEZ	1:00.394	86 M.GARCÍA	33.641	11	14 I.RODRIGUEZ	2:02.601	2:02.898 (12)
12	64 J.RECUENCO	28.394	15 D.CASAS	1:00.589	52 A.SANCHEZ	33.904	12	15 D.CASAS	2:02.656	2:02.656 (11)
13	96 L.ALVAREZ	28.429	64 J.RECUENCO	1:00.672	14 I.RODRIGUEZ	34.112	13	64 J.RECUENCO	2:03.366	2:03.408 (13)
14	15 D.CASAS	28.536	96 L.ALVAREZ	1:00.860	96 L.ALVAREZ	34.271	14	52 A.SANCHEZ	2:03.469	2:03.548 (14)
15	52 A.SANCHEZ	28.565	52 A.SANCHEZ	1:01.000	64 J.RECUENCO	34.300	15	96 L.ALVAREZ	2:03.560	2:03.560 (15)



**Toyota GR Cup Spain**  
**ROUND 2 - VALENCIA**  
**Entrenamientos Clasificatorios 2**

**Fastest Lap Sequence**

Elapsed	No Driver	Team	Car	Class	Time	Kph	Lap
5:02.533	<b>95 Marco AGUILERA</b>	EFICAR TEAM NIMO	Toyota GR86	GR	<b>2:09.605</b>	111.2	2
5:05.604	<b>32 Marcos DE DIEGO</b>	EFICAR TEAM COMAUTO	Toyota GR86	GR	<b>2:07.472</b>	113.1	2
5:08.872	<b>23 Antonio ALBACETE</b>	LOVA ME-PRE MOTORSPORT	Toyota GR86	GR	<b>2:06.834</b>	113.7	2
6:25.417	<b>2 Sandro PEREZ</b>	RX PRORACING	Toyota GR86	GR	<b>2:03.565</b>	116.7	2
8:27.576	<b>2 Sandro PEREZ</b>	RX PRORACING	Toyota GR86	GR	<b>2:02.159</b>	118.0	3
10:28.982	<b>2 Sandro PEREZ</b>	RX PRORACING	Toyota GR86	GR	<b>2:01.406</b>	118.8	4
13:13.986	<b>95 Marco AGUILERA</b>	EFICAR TEAM NIMO	Toyota GR86	GR	<b>2:01.216</b>	118.9	6
14:31.062	<b>2 Sandro PEREZ</b>	RX PRORACING	Toyota GR86	GR	<b>2:00.322</b>	119.8	6
20:39.011	<b>2 Sandro PEREZ</b>	RX PRORACING	Toyota GR86	GR	<b>2:00.157</b>	120.0	9




## Toyota GR Cup Spain ROUND 2 - VALENCIA Entrenamientos Clasificatorios 2

### Sector Analysis

— Invalidated Lap    ■ Personal Best    ■ Session Best    B Crossing the pit lane

Lap	Time	Sector 1	Sector 2	Sector 3	T.Spd	Elapsed	Lap	Time	Sector 1	Sector 2	Sector 3	T.Spd	Elapsed	
<b>2</b>	<b>Sandro PEREZ</b> ESP RX PRORACING Toyota GR86						7	2:02.656	28.536	1:00.589	33.531	185.8	15:44.654	
1	4:21.852	2:43.413	1:03.647	34.792		4:21.852	8	2:18.832	30.602	1:09.069	39.161	169.0	18:03.486	
2	2:03.565	28.645	1:00.952	33.968	185.3	6:25.417	9	2:05.092	29.260	1:01.674	34.158	183.3	20:08.578	
3	2:02.159	28.157	1:00.051	33.951	186.3	8:27.576								
4	2:01.406	27.963	59.746	33.697	186.3	10:28.982								
5	2:01.758	28.473	59.622	33.663	186.8	12:30.740								
6	2:00.322	27.746	59.309	33.267	187.3	14:31.062								
7	2:00.383	27.695	59.379	33.309	187.8	16:31.445								
8	2:07.409	29.938	1:03.167	34.304	187.8	18:38.854								
9	2:00.157	27.756	59.119	33.282	187.3	20:39.011								
<b>8</b>	<b>Joan VINYES R</b> AND EFICAR TEAM Toyota GR86													
1	3:07.101	1:21.871	1:08.672	36.558		3:07.101								
2	2:10.175	29.896	1:04.545	35.734	183.8	5:17.276								
3	2:08.490	31.244	1:02.629	34.617	169.4	7:25.766								
4	2:04.961	28.860	1:01.975	34.126	186.3	9:30.727								
5	2:04.875	28.622	1:02.313	33.940	187.3	11:35.602								
6	2:03.895	28.374	1:01.624	33.897	186.8	13:39.497								
7	2:03.193	28.095	1:01.094	34.004	187.3	15:42.690								
8	2:02.395	27.857	1:00.889	33.649	186.8	17:45.085								
9	2:02.007	27.705	1:00.721	33.581	187.8	19:47.092								
10	2:01.342	27.665	1:00.121	33.556	187.8	21:48.434								
<b>13</b>	<b>Joan VINYES D</b> AND EFICAR TEAM Toyota GR86													
1	3:23.014	1:32.025	1:11.467	39.522		3:23.014								
2	2:09.544	30.948	1:03.615	34.981	174.5	5:32.558								
3	2:06.012	29.040	1:02.408	34.564	186.3	7:38.570								
4	2:04.632	29.225	1:01.294	34.113	186.8	9:43.202								
5	2:08.534	28.436	1:04.887	35.211	186.3	11:51.736								
6	2:03.874	28.292	1:01.367	34.215	186.8	13:55.610								
7	2:02.633	28.251	1:00.351	34.031	186.8	15:58.243								
8	2:01.902	28.097	1:00.243	33.562	186.3	18:00.145								
9	2:01.996	28.013	59.995	33.988	186.8	20:02.141								
<b>14</b>	<b>Ignacio RODRIGUEZ</b> ESP AVIASTEC_RACING Toyota GR86													
1	3:19.508	1:32.860	1:09.473	37.175		3:19.508								
2	2:09.250	30.265	1:03.581	35.404	183.8	5:28.758								
3	2:05.979	29.151	1:02.089	34.739	184.8	7:34.737								
4	2:04.635	28.538	1:01.502	34.595	185.8	9:39.372								
5	2:03.760	28.541	1:01.107	34.112	186.8	11:43.132								
6	2:03.198	28.276	1:00.394	34.528	187.3	13:46.330								
7	2:02.898	28.095	1:00.554	34.249	187.3	15:49.228								
8	2:03.010	28.134	1:00.675	34.201	187.3	17:52.238								
<b>15</b>	<b>Daniel CASAS</b> ESP EFICAR TEAM Toyota GR86													
1	3:05.242	1:14.343	1:11.349	39.550		3:05.242								
2	2:14.283	30.252	1:03.870	40.161	183.3	5:19.525								
3	2:09.850	32.002	1:03.232	34.616	162.3	7:29.375								
4	2:04.940	29.118	1:01.627	34.195	184.8	9:34.315								
5	2:03.967	28.975	1:01.022	33.970	185.8	11:38.282								
6	2:03.716	28.816	1:01.037	33.863	186.3	13:41.998								
<b>23</b>	<b>Antonio ALBACETE</b> ESP LOVA ME-PRE MOTORSPORT Toyota GR86													
1	3:02.038	1:19.942	1:06.286	35.810		3:02.038								
2	2:06.834	29.438	1:02.704	34.692	184.3	5:08.872								
3	2:04.379	28.906	1:01.125	34.348	187.3	7:13.251								
4	2:03.046	28.424	1:00.574	34.048	186.8	9:16.297								
5	2:02.131	28.142	1:00.268	33.721	186.8	11:18.428								
6	2:02.193	28.245	1:00.274	33.674	187.3	13:20.621								
7	2:02.078	28.117	1:00.125	33.836	187.3	15:22.699								
8	2:01.519	28.007	59.915	33.597	186.8	17:24.218								
9	2:01.975	28.542	1:00.012	33.421	188.9	19:26.193								
10	2:01.060	27.968	59.726	33.366	187.3	21:27.253								
<b>32</b>	<b>Marcos DE DIEGO</b> ESP EFICAR TEAM COMAUTO Toyota GR86													
1	2:58.132	1:16.957	1:05.537	35.638		2:58.132								
2	2:07.472	29.422	1:03.039	35.011	183.3	5:05.604								
3	2:05.689	28.889	1:02.177	34.623	185.3	7:11.293								
4	2:02.964	28.421	1:00.680	33.863	185.8	9:14.257								
5	2:02.530	28.212	1:00.551	33.767	185.8	11:16.787								
6	2:02.006	28.193	1:00.230	33.583	186.8	13:18.793								
7	2:07.809	31.131	1:01.012	35.666	185.8	15:26.602								
8	2:01.494	28.193	59.874	33.427	186.3	17:28.096								
9	2:00.706	27.807	59.673	33.226	186.8	19:28.802								
10	2:00.929	27.878	59.641	33.410	188.9	21:29.731								
<b>52</b>	<b>Alejandro SANCHEZ</b> ESP ESCUELA VASCA DE CONDUCCIÓN Toyota GR86													
1	3:44.506	1:56.556	1:10.528	37.422		3:44.506								
2	2:10.652	30.915	1:04.223	35.514	181.4	5:55.158								
3	2:07.317	29.461	1:02.732	35.124	182.4	8:02.475								
4	2:06.021	29.442	1:01.884	34.695	181.4	10:08.496								
5	2:23.670	29.106	1:05.192	49.372	181.9	12:32.166								
6	2:47.876	1:10.224	1:03.379	34.273		15:20.042								
7	2:03.548	28.565	1:01.000	33.983	184.8	17:23.590								
8	2:04.835	29.639	1:01.292	33.904	186.3	19:28.425								
<b>63</b>	<b>Miguel Angel ROMERO</b> ESP RX PRORACING Toyota GR86													
1	5:07.240	3:17.349	1:07.222	42.669		5:07.240								
2	2:20.766	30.927	1:09.394	40.445	182.4	7:28.006								
3	2:50.382	1:13.397	1:02.321	34.664		10:18.388								
4	2:02.937	28.348	1:00.502	34.087	185.8	12:21.325								
5	2:02.455	28.161	1:00.439	33.855	186.8	14:23.780								
6	2:01.934	28.123	1:00.069	33.742	186.3	16:25.714								
7	2:01.087	27.737	59.762	33.588	186.8	18:26.801								
<b>64</b>	<b>Jesus Luis RECUENCO</b> ESP LOVA ME-PRE MOTORSPORT Toyota GR86													
1	3:25.697	1:36.176	1:11.707	37.814		3:25.697								
2	2:12.446	31.021	1:05.373	36.052	180.5	5:38.143								
3	2:09.731	30.168	1:03.730	35.833	183.3	7:47.874								
4	2:06.838	29.275	1:02.560	35.003	183.8	9:54.712								



# Toyota GR Cup Spain


## ROUND 2 - VALENCIA

### Entrenamientos Clasificatorios 2

## Sector Analysis



— Invalidated Lap    ■ Personal Best    ■ Session Best    B Crossing the pit lane


Lap	Time	Sector 1	Sector 2	Sector 3	T.Spd	Elapsed	Lap	Time	Sector 1	Sector 2	Sector 3	T.Spd	Elapsed
							<b>96</b>	<b>Luis ALVAREZ</b> ESP					
								LOVA ME-PRE MOTORSPORT Toyota GR86					
5	2:06.295	29.414	1:02.125	34.756	184.3	12:01.007	1	3:48.937	1:58.047	1:14.414	36.476		3:48.937
6	2:05.089	29.018	1:01.437	34.634	184.8	14:06.096	2	2:08.680	30.111	1:03.392	35.177	182.4	5:57.617
7	2:05.831	28.907	1:02.270	34.654	184.3	16:11.927	3	2:05.703	28.990	1:02.013	34.700	183.8	8:03.320
8	2:04.089	28.735	1:01.054	<b>34.300</b>	184.8	18:16.016	4	2:10.442	31.098	1:04.284	35.060	184.3	10:13.762
9	<b>2:03.408</b>	<b>28.394</b>	<b>1:00.672</b>	34.342	184.8	20:19.424	5	2:04.383	28.492	1:01.355	34.536	182.9	12:18.145
							<b>70</b>	<b>Santiago CASTILLA</b> ESP					
								EFICAR TEAM CASAL Toyota GR86					
1	3:03.176	1:18.492	1:07.338	37.346		3:03.176	6	2:08.164	29.453	1:04.050	34.661	183.3	14:26.309
2	2:08.083	29.896	1:02.851	35.336	184.8	5:11.259	7	<b>2:03.560</b>	<b>28.429</b>	<b>1:00.860</b>	<b>34.271</b>	183.8	16:29.869
3	2:07.732	30.081	1:03.052	34.599	186.3	7:18.991	8	2:08.797 <b>B</b>	28.498	1:01.564	38.735	184.3	18:38.666
4	2:07.349	29.601	1:03.398	34.350	187.8	9:26.340							
5	2:03.066	28.542	1:00.763	33.761	185.8	11:29.406							
6	2:03.639	28.445	1:00.835	34.359	186.8	13:33.045							
7	2:04.422	28.681	1:01.767	33.974	186.8	15:37.467							
8	2:02.464	28.323	1:00.305	33.836	185.3	17:39.931							
9	2:01.703	28.086	59.999	<b>33.618</b>	185.8	19:41.634							
10	<b>2:01.321</b>	<b>27.809</b>	<b>59.836</b>	33.676	186.3	21:42.955							
							<b>73</b>	<b>Lucas MARICONDA</b> ESP					
								RX PRORACING Toyota GR86					
1	3:08.785	1:23.292	1:08.948	36.545		3:08.785							
2	2:08.888	29.984	1:03.872	35.032	184.8	5:17.673							
3	2:05.478	28.866	1:02.061	34.551	186.8	7:23.151							
4	2:04.938	28.740	1:01.693	34.505	185.8	9:28.089							
5	2:04.934	28.785	1:01.221	34.928	186.3	11:33.023							
6	2:03.087	28.274	1:00.510	34.303	185.8	13:36.110							
7	2:02.557	28.155	1:00.327	34.075	186.3	15:38.667							
8	2:02.181	<b>27.875</b>	1:00.276	34.030	186.8	17:40.848							
9	2:03.720	27.937	1:00.300	35.483	187.8	19:44.568							
10	<b>2:01.865</b>	28.127	<b>1:00.136</b>	<b>33.602</b>	186.3	21:46.433							
							<b>86</b>	<b>Marta GARCÍA</b> ESP					
								RX PRORACING Toyota GR86					
1	5:10.954	3:24.188	1:10.440	36.326		5:10.954							
2	2:07.622	29.237	1:03.590	34.795	184.3	7:18.576							
3	2:04.801	28.678	1:01.492	34.631	184.8	9:23.377							
4	2:03.434	28.320	1:01.137	33.977	184.3	11:26.811							
5	2:02.457	28.077	1:00.450	33.930	184.8	13:29.268							
6	2:02.195	28.041	1:00.194	33.960	184.8	15:31.463							
7	2:01.870	27.811	1:00.163	33.896	185.3	17:33.333							
8	2:02.036	<b>27.806</b>	1:00.272	33.958	185.3	19:35.369							
9	<b>2:01.394</b>	27.868	<b>59.885</b>	<b>33.641</b>	185.3	21:36.763							
							<b>95</b>	<b>Marco AGUILERA</b> ESP					
								EFICAR TEAM NIMO Toyota GR86					
1	2:52.928	1:05.862	1:09.258	37.808		2:52.928							
2	2:09.605	31.275	1:03.146	35.184	170.7	5:02.533							
3	2:04.033	28.914	1:01.026	34.093	183.3	7:06.566							
4	2:03.030	28.405	1:00.684	33.941	184.3	9:09.596							
5	2:03.174	28.524	1:00.630	34.020	184.3	11:12.770							
6	2:01.216	27.958	59.588	33.670	183.8	13:13.986							
7	2:02.448	27.933	1:00.658	33.857	184.8	15:16.434							
8	2:00.817	<b>27.758</b>	<b>59.488</b>	33.571	185.3	17:17.251							
9	2:07.173	27.972	1:04.435	34.766	184.8	19:24.424							
10	<b>2:00.595</b>	27.779	59.594	<b>33.222</b>	185.3	21:25.019							



**Toyota GR Cup Spain**  
**ROUND 2 - VALENCIA**  
Entrenamientos Clasificatorios 2

Flag Analysis



	Flag	Time
	GREEN FLAG	09:30:00.000
	CHEQUERED FLAG	09:50:00.000




**Toyota GR Cup Spain**  
**ROUND 2 - VALENCIA**  
**Entrenamientos Clasificatorios 2**  
**Provisional Race Director Report**

Hour	Flag	Message
09:29:01		APERTURA PIT LANE A LAS 9:30
09:30:00		PIT LANE ABIERTO
09:34:13		PISTA MOJADA - LUCES ANTINEBLA TRASERAS ENCENDIDAS
09:36:58		COCHES #63 #8 - LUCES ANTINEBLA TRASERAS ENCENDIDAS
09:39:00		COCHE #8 - LUCES ANTINEBLA TRASERAS ENCENDIDAS
09:50:02		BANDERA A CUADROS

Published at: ..9:50.....

<b>Race Director:</b> David RODRIGUEZ		<b>Timekeeper:</b> Alberto ESTEBANEZ	
--	---	---	---



**Toyota GR Cup Spain**  
**ROUND 2 - VALENCIA**  
**Entrenamientos Clasificatorios 2**


**Track Limits Analysis**

No	Driver	Team	T.L. Nr	Camera	Lap	Time
2	Sandro PEREZ	RX PRORACING	1	Turn 1	5	09:40:42.403
						<b>Total Infractions:</b> <input type="text" value="1"/>
13	Joan VINYES D	EFICAR TEAM	1	Turn 1	5	09:39:57.607
13	Joan VINYES D	EFICAR TEAM	2	Turn 14	9	09:49:52.890
						<b>Total Infractions:</b> <input type="text" value="2"/>
14	Ignacio RODRIGUEZ	AVIASTEC_RACING	1	Turn 14	9	09:50:13.763
						<b>Total Infractions:</b> <input type="text" value="1"/>
52	Alejandro SANCHEZ	ESCUELA VASCA DE CONDUCCIÓN	1	Turn 1	9	09:49:41.724
52	Alejandro SANCHEZ	ESCUELA VASCA DE CONDUCCIÓN	2	Turn 4	9	09:50:07.479
						<b>Total Infractions:</b> <input type="text" value="1"/>

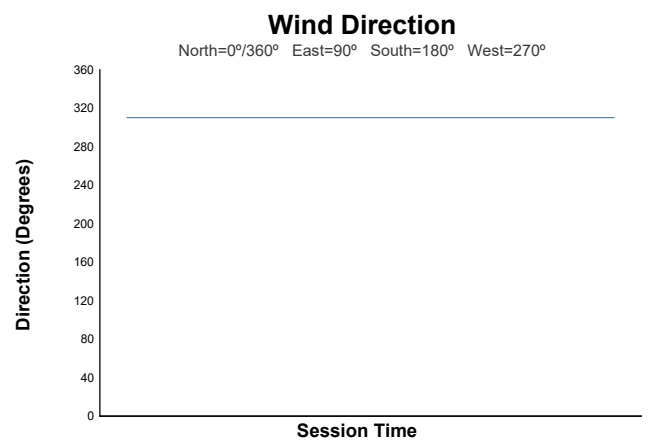
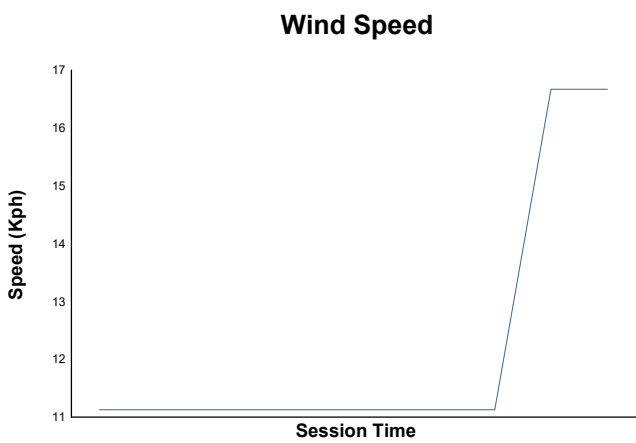
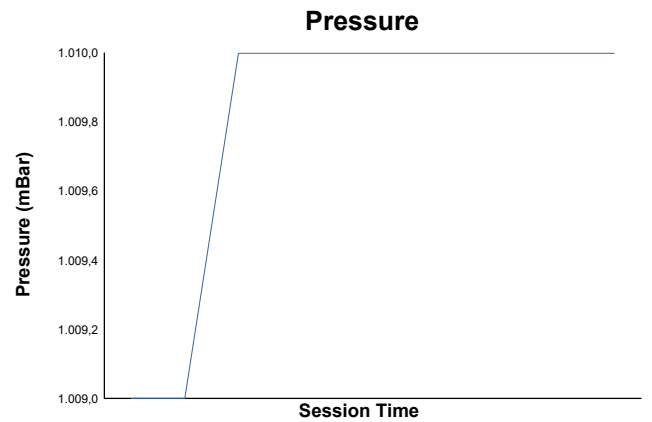
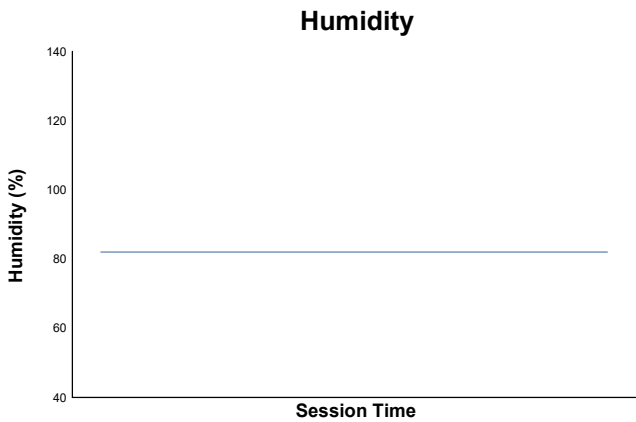
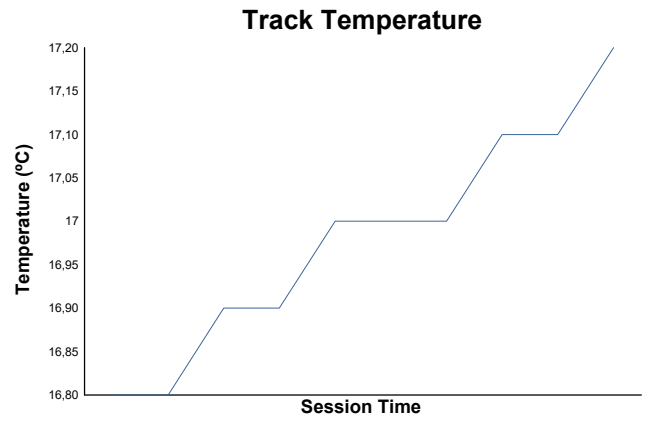
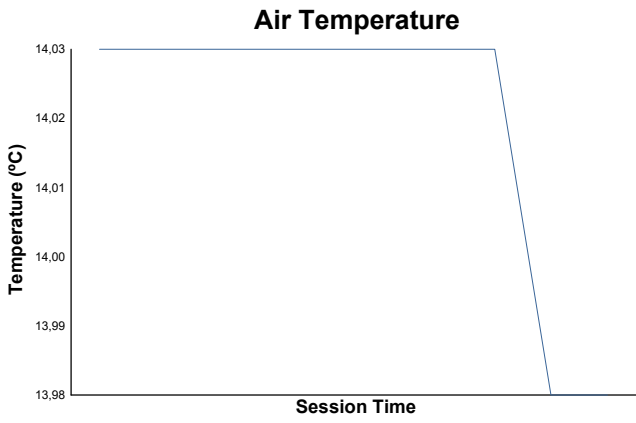
TOTAL TRACK LIMITS: 6

Published at: **9:50**.....






**ROUND 2 - VALENCIA**  
 Toyota GR Cup Spain  
 Entrenamientos Clasificatorios 2  
 Weather Report



Track Status: **DRY**



**Toyota GR Cup Spain**  
**ROUND 2 - VALENCIA**  
**Carrera 2 (25 Minutes +1 Lap)**

**Final Starting Grid**


2:03.560	<b>Luis ALVAREZ</b>	LOVA ME-PRE MOTORSPORT	96	- 8 -	
					52 ESCUELA VASCA DE CONDUCCIÓN <b>Alejandro SANCHEZ</b> 2:03.548
2:03.408	<b>Jesus Luis RECUENCO</b>	LOVA ME-PRE MOTORSPORT	64	- 7 -	
					14 AVIASTEC_RACING <b>Ignacio RODRIGUEZ</b> 2:02.898
2:02.656	<b>Daniel CASAS</b>	EFICAR TEAM	15	- 6 -	
					13 EFICAR TEAM <b>Joan VINYES D</b> 2:01.902
2:01.865	<b>Lucas MARICONDA</b>	RX PRORACING	73	- 5 -	
					86 RX PRORACING <b>Marta GARCÍA</b> 2:01.394
2:01.342	<b>Joan VINYES R</b>	EFICAR TEAM	8	- 4 -	
					70 EFICAR TEAM CASAL <b>Santiago CASTILLA</b> 2:01.321
2:01.087	<b>Miguel Angel ROMERO</b>	RX PRORACING	63	- 3 -	
					23 LOVA ME-PRE MOTORSPORT <b>Antonio ALBACETE</b> 2:01.060
2:00.706	<b>Marcos DE DIEGO</b>	EFICAR TEAM COMAUTO	32	- 2 -	
					95 EFICAR TEAM NIMO <b>Marco AGUILERA</b> 2:00.595
2:00.157	<b>Sandro PEREZ</b>	RX PRORACING	2	- 1 -	



**Pole**

Published at: .....

 Wladimir Pastuschuk Estepa Presidente CC.DD	 Iván Font Martínez Comisario Deportivo	 Claudio Sabatini Comisario Deportivo	<b>Timekeeper:</b> Alberto ESTÉBANEZ 
--	---	---	---



**Toyota GR Cup Spain**  
**ROUND 2 - VALENCIA**  
**Carrera 2 (25 Minutes + 1 Lap)**

**Final Classification**

No Driver	Nat	Team	Car	Cl.	Laps	Total Time	Gap	Kph	Best Lap			
									Lap	Time	Kph	
1	32	Marcos DE DIEGO	ESP EFICAR TEAM COMAUTO	Toyota GR86	GR	13	<b>27:26.552</b>	-	113.8	6	<b>1:54.912</b>	125.5
2	23	Antonio ALBACETE	ESP LOVA ME-PRE MOTORSPORT	Toyota GR86	GR	13	<b>27:27.003</b>	+0.451	113.8	6	<b>1:55.287</b>	125.1
3	63	Miguel Angel ROMERO	ESP RX PRORACING	Toyota GR86	GR	13	<b>27:27.338</b>	+0.786	113.8	7	<b>1:54.861</b>	125.5
4	95	Marco AGUILERA	ESP EFICAR TEAM NIMO	Toyota GR86	GR	13	<b>27:27.795</b>	+1.243	113.7	6	<b>1:55.084</b>	125.3
5	96	Luis ALVAREZ	ESP LOVA ME-PRE MOTORSPORT	Toyota GR86	GR	13	<b>27:28.960</b>	+2.408	113.7	6	<b>1:55.716</b>	124.6
6	13	Joan VINYES D	AND EFICAR TEAM	Toyota GR86	GR	13	<b>27:29.220</b>	+2.668	113.7	8	<b>1:55.415</b>	124.9
7	14	Ignacio RODRIGUEZ	ESP AVIASTEC_RACING	Toyota GR86	GR	13	<b>27:29.332</b>	+2.780	113.6	5	<b>1:56.270</b>	124.0
8	70	Santiago CASTILLA	ESP EFICAR TEAM CASAL	Toyota GR86	GR	13	<b>27:33.301</b>	+6.749	113.4	2	<b>1:57.619</b>	122.6
9	15	Daniel CASAS	ESP EFICAR TEAM	Toyota GR86	GR	13	<b>27:33.607</b>	+7.055	113.3	4	<b>1:57.545</b>	122.7
10	64	Jesus Luis RECUENCO	ESP LOVA ME-PRE MOTORSPORT	Toyota GR86	GR	13	<b>27:33.804</b>	+7.252	113.3	4	<b>1:57.424</b>	122.8
11	2	Sandro PEREZ	ESP RX PRORACING	Toyota GR86	GR	13	<b>27:57.226</b>	+30.674	111.8	13	<b>1:57.831</b>	122.4
12	73	Lucas MARICONDA	ESP RX PRORACING	Toyota GR86	GR	13	<b>27:58.470</b>	+31.918	111.7	5	<b>1:58.040</b>	122.1
13	52	Alejandro SANCHEZ	ESP ESCUELA VASCA DE CONDUCCIÓN	Toyota GR86	GR	12	<b>28:28.586</b>	1 Lap	101.3	6	<b>1:59.795</b>	120.4
14	8	Joan VINYES R	AND EFICAR TEAM	Toyota GR86	GR	9	<b>17:41.437</b>	4 Laps	122.3	5	<b>1:55.186</b>	125.2
15	86	Marta GARCÍA	ESP RX PRORACING	Toyota GR86	GR	13	<b>27:29.375</b>	+2.823	113.6	5	<b>1:55.677</b>	124.6


<b>Pole Position:</b>	Sandro PEREZ	<b>2:00.157</b>	120.0 Kph
<b>Fastest Lap:</b>	Lap7 Miguel Angel ROMERO	<b>1:54.861</b>	125.5 Kph

COCHE #52 - PENALIZACIÓN DE 5 + 10 + 15 SEGUNDOS - LÍMITES DE PISTA  
 COCHE #2 - PENALIZACIÓN DE 25 SEGUNDOS - DECISIÓN Nº 17  
 COCHE #73 - PENALIZACIÓN DE 25 SEGUNDOS - DECISIÓN Nº 18  
 COCHE #14 - ANULACIÓN TRACK LIMITS VUELTA 5 - DECISIÓN Nº 20  
 COCHE #86 - PENALIZACIÓN DE 10 POSICIONES - DECISIÓN Nº 21

Published at: .....

Track Status: **WET**

 Wladimir Pastuschuk Estepa Presidente CC.DD	 Iván Font Martínez Comisario Deportivo	 Claudio Sabatini Comisario Deportivo	<b>Timekeeper:</b> Alberto ESTÉBANEZ 
--	---	---	---




## Toyota GR Cup Spain

### ROUND 2 - VALENCIA

#### Carrera 2

#### Best Sector Times


Sector 1			Sector 2			Sector 3			Ideal Lap	Best Lap				
Pos	No	Driver	Time	No	Driver	Time	No	Driver						
1	63	M.ROMERO	26.349	32	M.DE DIEGO	56.355	8	J.VINYES R	31.725	1	32	M.DE DIEGO	1:54.805	1:54.912 (2)
2	95	M.AGUILERA	26.426	63	M.ROMERO	56.431	96	L.ALVAREZ	31.725	2	63	M.ROMERO	1:54.858	1:54.861 (1)
3	32	M.DE DIEGO	26.489	95	M.AGUILERA	56.477	23	A.ALBACETE	31.856	3	95	M.AGUILERA	1:54.860	1:55.084 (3)
4	13	J.VINYES D	26.516	13	J.VINYES D	56.526	13	J.VINYES D	31.861	4	13	J.VINYES D	1:54.903	1:55.415 (6)
5	14	I.RODRIGUEZ	26.612	23	A.ALBACETE	56.538	95	M.AGUILERA	31.957	5	96	L.ALVAREZ	1:55.006	1:55.716 (8)
6	8	J.VINYES R	26.628	96	L.ALVAREZ	56.649	32	M.DE DIEGO	31.961	6	23	A.ALBACETE	1:55.164	1:55.287 (5)
7	96	L.ALVAREZ	26.632	86	M.GARCÍA	56.743	86	M.GARCÍA	32.000	7	8	J.VINYES R	1:55.186	1:55.186 (4)
8	86	M.GARCÍA	26.635	8	J.VINYES R	56.833	63	M.ROMERO	32.078	8	86	M.GARCÍA	1:55.378	1:55.677 (7)
9	23	A.ALBACETE	26.770	14	I.RODRIGUEZ	57.019	14	I.RODRIGUEZ	32.116	9	14	I.RODRIGUEZ	1:55.747	1:56.410 (9)
10	2	S.PEREZ	26.910	70	S.CASTILLA	57.316	15	D.CASAS	32.351	10	70	S.CASTILLA	1:56.875	1:57.619 (12)
11	70	S.CASTILLA	26.913	64	J.RECUENCO	57.527	64	J.RECUENCO	32.390	11	64	J.RECUENCO	1:56.988	1:57.424 (10)
12	52	A.SANCHEZ	27.050	2	S.PEREZ	57.635	2	S.PEREZ	32.457	12	2	S.PEREZ	1:57.002	1:57.831 (13)
13	64	J.RECUENCO	27.071	15	D.CASAS	57.721	73	L.MARICONDA	32.534	13	15	D.CASAS	1:57.204	1:57.545 (11)
14	73	L.MARICONDA	27.125	73	L.MARICONDA	57.798	70	S.CASTILLA	32.646	14	73	L.MARICONDA	1:57.457	1:58.040 (14)
15	15	D.CASAS	27.132	52	A.SANCHEZ	58.066	52	A.SANCHEZ	32.671	15	52	A.SANCHEZ	1:57.787	1:59.795 (15)



**Toyota GR Cup Spain**  
**ROUND 2 - VALENCIA**  
**Carrera 2**

**Best Top Speed**


No Driver	Team	Class	Top 1		Top 2		Top 3		Top 4		Top 5		Avg
			Kph	Lap	Kph	Lap	Kph	Lap	Kph	Lap	Kph	Lap	
63 Miguel Angel ROMERO	RX PRORACING	GR	189.9	3	189.9	4	189.4	8	189.4	2	188.9	13	189,5
86 Marta GARCÍA	RX PRORACING	GR	189.9	6	189.4	4	189.4	3	188.3	13	187.8	9	189,0
8 Joan VINYES R	EFICAR TEAM	GR	189.4	4	188.9	6	188.9	7	188.3	2	188.3	5	188,8
13 Joan VINYES D	EFICAR TEAM	GR	189.4	13	189.4	6	188.3	4	187.3	7	187.3	5	188,3
2 Sandro PEREZ	RX PRORACING	GR	188.9	5	188.3	8	188.3	13	187.8	4	186.3	10	187,9
23 Antonio ALBACETE	LOVA ME-PRE MOTORSPORT	GR	188.9	13	187.8	10	187.3	9	186.8	7	186.8	6	187,5
32 Marcos DE DIEGO	EFICAR TEAM COMAUTO	GR	188.9	6	188.3	7	188.3	5	187.8	4	186.3	13	187,9
14 Ignacio RODRIGUEZ	AVIASTEC_RACING	GR	188.3	5	188.3	4	188.3	3	188.3	13	187.8	6	188,2
70 Santiago CASTILLA	EFICAR TEAM CASAL	GR	188.3	5	187.8	10	187.3	13	187.3	8	187.3	7	187,6
95 Marco AGUILERA	EFICAR TEAM NIMO	GR	188.3	3	187.8	13	187.8	6	186.8	10	186.8	7	187,5
96 Luis ALVAREZ	LOVA ME-PRE MOTORSPORT	GR	188.3	6	187.8	13	187.8	7	186.8	10	186.8	8	187,5
73 Lucas MARICONDA	RX PRORACING	GR	188.3	13	186.8	7	186.3	10	186.3	6	185.3	5	186,6
15 Daniel CASAS	EFICAR TEAM	GR	188.3	5	187.8	7	186.8	13	186.3	6	186.3	4	187,1
64 Jesus Luis RECUENCO	LOVA ME-PRE MOTORSPORT	GR	187.8	6	187.3	5	186.8	13	186.8	4	186.3	2	187,0
52 Alejandro SANCHEZ	ESCUELA VASCA DE CONDUCCIÓN	GR	186.3	2	185.8	7	184.8	8	184.8	5	184.8	4	185,3



**Toyota GR Cup Spain**  
**ROUND 2 - VALENCIA**  
**Carrera 2**

**Lap Chart**


No	Pos	Grid	Lap												
			1	2	3	4	5	6	7	8	9	10	11	12	13
2	1	2	23	23	23	23	23	23	32	32	32	32	32	32	32
95	2	95	23	32	32	32	32	32	32	23	23	23	23	23	23
32	3	32	32	2	95	95	95	95	95	95	63	63	63	63	63
23	4	23	95	95	2	63	63	63	63	63	95	95	95	95	95
63	5	63	70	8	63	8	8	8	8	8	14	14	14	14	96
70	6	70	63	70	8	2	14	14	14	96	14	86	86	86	13
8	7	8	8	63	70	14	2	96	96	14	96	96	96	96	14
86	8	86	73	86	86	96	96	86	86	86	13	13	13	13	86
73	9	73	86	14	14	86	86	2	13	13	13	2	70	70	2
13	10	13	14	96	96	73	73	13	2	2	2	73	73	2	70
15	11	15	96	73	73	64	64	73	73	73	15	70	2	64	73
14	12	14	64	64	64	15	13	15	15	15	73	15	64	73	15
64	13	64	52	15	15	13	15	70	70	70	70	64	15	15	64
52	14	52	15	52	52	70	70	64	64	64	64	52	52	52	52
96	15	96	13	13	13	52	52	52	52	52	52	52	52	52	52



**Toyota GR Cup Spain**  
**ROUND 2 - VALENCIA**  
**Carrera 2**

**Fastest Lap Sequence**

Elapsed	No	Driver	Team	Car	Class	Time	Kph	Lap
4:02.720	23	Antonio ALBACETE	LOVA ME-PRE MOTORSPORT	Toyota GR86	GR	<b>1:57.780</b>	122.4	2
4:02.990	95	Marco AGUILERA	EFICAR TEAM NIMO	Toyota GR86	GR	<b>1:57.590</b>	122.6	2
4:04.280	8	Joan VINYES R	EFICAR TEAM	Toyota GR86	GR	<b>1:56.878</b>	123.4	2
4:05.091	86	Marta GARCÍA	RX PRORACING	Toyota GR86	GR	<b>1:56.584</b>	123.7	2
7:55.335	23	Antonio ALBACETE	LOVA ME-PRE MOTORSPORT	Toyota GR86	GR	<b>1:55.982</b>	124.3	4
7:55.938	32	Marcos DE DIEGO	EFICAR TEAM COMAUTO	Toyota GR86	GR	<b>1:55.827</b>	124.5	4
8:07.008	13	Joan VINYES D	EFICAR TEAM	Toyota GR86	GR	<b>1:55.604</b>	124.7	4
9:52.189	95	Marco AGUILERA	EFICAR TEAM NIMO	Toyota GR86	GR	<b>1:55.537</b>	124.8	5
9:54.554	8	Joan VINYES R	EFICAR TEAM	Toyota GR86	GR	<b>1:55.186</b>	125.2	5
11:46.689	32	Marcos DE DIEGO	EFICAR TEAM COMAUTO	Toyota GR86	GR	<b>1:54.912</b>	125.5	6
13:44.023	63	Miguel Angel ROMERO	RX PRORACING	Toyota GR86	GR	<b>1:54.861</b>	125.5	7



# Toyota GR Cup Spain


## ROUND 2 - VALENCIA

### Carrera 2

### Analysis by lap

Lapped ■

No	Lap Time	Gap	No	Lap Time	Gap	No	Lap Time	Gap	No	Lap Time	Gap	No	Lap Time	Gap
<b>Lap 1</b>														
2	2:04.756	0.000	63	1:56.637	2.998	13	1:55.673	12.225						
23	2:04.940	0.184	8	1:57.396	4.033	2	1:58.731	12.445						
32	2:04.966	0.210	2	1:58.246	4.210	73	1:58.542	16.853						
95	2:05.400	0.644	14	1:56.699	4.949	15	1:58.532	17.137						
70	2:06.829	2.073	96	1:56.073	5.282	70	1:57.959	17.682						
63	2:07.093	2.337	86	1:59.484	7.355	64	1:57.837	23.045						
8	2:07.402	2.646	73	1:58.476	9.163	52	1:58.844	24.350						
73	2:08.436	3.680	64	1:57.424	9.813	<b>Lap 8</b>								
86	2:08.507	3.751	15	1:57.545	10.096	32	1:56.482							
14	2:09.290	4.534	13	1:55.604	11.673	23	1:56.916	0.394						
96	2:10.215	5.459	70	2:04.257	11.884	95	1:56.599	0.578						
64	2:10.893	6.137	52	1:58.820	14.103	63	1:56.379	1.035						
52	2:11.757	7.001	<b>Lap 5</b>											
15	2:11.929	7.173	23	1:55.631		8	1:57.741	4.856						
13	2:15.601	10.845	32	1:55.839	0.811	96	1:56.236	6.593						
<b>Lap 2</b>														
23	1:57.780		95	1:55.537	1.223	14	1:56.486	6.632						
32	1:57.826	0.072	63	1:55.554	2.921	86	1:55.970	7.191						
2	1:58.067	0.103	8	1:55.186	3.588	13	1:55.415	11.118						
95	1:57.590	0.270	14	1:56.270	5.588	2	1:58.416	14.339						
8	1:56.878	1.560	2	1:57.967	6.546	73	1:58.915	19.246						
70	1:57.619	1.728	96	1:57.484	7.135	15	1:58.894	19.509						
63	1:57.674	2.047	86	1:55.677	7.401	70	1:58.773	19.933						
86	1:56.584	2.371	73	1:58.040	11.572	64	1:57.728	24.251						
14	1:57.362	3.932	64	1:57.542	11.724	52	2:15.181	43.009						
96	1:57.174	4.669	13	1:55.839	11.881	<b>Lap 9</b>								
73	1:59.066	4.782	15	1:57.882	12.347	32	1:56.674							
64	1:58.345	6.518	70	1:57.580	13.833	23	1:56.964	0.684						
15	1:58.010	7.219	52	1:59.118	17.590	95	1:57.157	1.061						
52	1:59.614	8.651	<b>Lap 6</b>											
13	2:00.225	13.106	23	1:55.287		63	1:57.279	1.640						
<b>Lap 3</b>														
23	1:56.633		32	1:54.912	0.436	8	1:57.214	5.396						
32	1:57.319	0.758	95	1:55.084	1.020	14	1:56.751	6.709						
95	1:57.649	1.286	63	1:55.275	2.909	96	1:57.113	7.032						
2	1:58.476	1.946	8	1:55.696	3.997	86	1:57.139	7.656						
63	1:56.929	2.343	14	1:56.549	6.850	13	1:55.707	10.151						
8	1:57.692	2.619	96	1:55.716	7.564	2	1:59.256	16.921						
70	1:58.514	3.609	86	1:56.131	8.245	15	1:58.883	21.718						
86	1:58.115	3.853	2	1:59.047	10.306	73	2:00.054	22.626						
14	1:56.933	4.232	13	1:56.550	13.144	70	1:59.886	23.145						
96	1:57.155	5.191	73	1:58.618	14.903	64	1:58.641	26.218						
73	1:58.520	6.669	15	1:58.137	15.197	52	2:13.040	59.375						
64	1:58.486	8.371	70	1:57.769	16.315	<b>Lap 10</b>								
15	1:57.947	8.533	64	2:05.363	21.800	32	2:03.452							
52	1:59.247	11.265	52	1:59.795	22.098	23	2:03.511	0.743						
13	1:55.578	12.051	<b>Lap 7</b>											
<b>Lap 4</b>														
23	1:55.982		23	1:56.592		63	2:03.606	1.794						
32	1:55.827	0.603	32	1:56.196	0.040	95	2:04.737	2.346						
95	1:56.013	1.317	95	1:56.073	0.501	14	2:01.084	4.341						
<b>Lap 11</b>														
32	3:02.815		63	1:54.861	1.178	86	2:00.608	4.812						
23	3:02.733	0.661	8	1:56.232	3.637	96	2:01.638	5.218						
63	3:02.164	1.143	14	1:56.410	6.668	13	2:00.348	7.047						
95	3:02.050	1.581	96	1:55.907	6.879	2	2:05.829	19.298						
14	3:00.865	2.391	86	1:56.090	7.743	73	2:01.536	20.710						
86	3:00.918	2.915	<b>Lap 12</b>											
96	3:01.084	3.487	32	2:48.653		70	2:01.640	21.333						
13	3:00.346	4.578	23	2:48.337	0.345	15	2:14.889	33.155						
70	2:46.581	5.099	63	2:48.317	0.807	64	2:12.623	35.389						
73	2:47.367	5.262	95	2:48.288	1.216	<b>Lap 13</b>								
2	2:49.652	6.135	14	2:47.937	1.675	32	1:55.591							
64	2:34.113	6.687	86	2:47.637	1.899	23	1:55.697	0.451						
15	3:10.970	41.310	96	2:47.515	2.349	63	1:55.570	0.786						
<span style="background-color: #000080; color: white; padding: 0 2px;">52</span>	4:50.863	1 Lap	13	2:46.804	2.729	95	1:55.618	1.243						
<b>Lap 13</b>														
32	2:48.653		70	2:46.719	3.165	96	1:55.650	2.408						
23	2:48.337	0.345	2	2:45.952	3.434	13	1:55.530	2.668						
63	2:48.317	0.807	64	2:46.005	4.039	14	1:56.696	2.780						
95	2:48.288	1.216	73	2:47.802	4.411	86	1:56.515	2.823						
14	2:47.937	1.675	15	2:11.927	4.584	2	1:57.831	5.674						
86	2:47.637	1.899	<span style="background-color: #000080; color: white; padding: 0 2px;">52</span>	2:15.432	1 Lap	70	1:59.175	6.749						
96	2:47.515	2.349												



## Toyota GR Cup Spain ROUND 2 - VALENCIA Carrera 2

### Sector Analysis


— Invalidated Lap

■ Personal Best

■ Session Best

B Crossing the pit lane

Lap	Time	Sector 1	Sector 2	Sector 3	T.Sp	Elapsed	Lap	Time	Sector 1	Sector 2	Sector 3	T.Sp	Elapsed	
<b>2</b>	<b>Sandro PEREZ</b> ESP RX PRORACING Toyota GR86							11	3:00.865	33.324	1:37.277	50.264	140.8	22:44.699
1	2:04.756	34.198	57.635	32.923		2:04.756	12	2:47.937	42.791	1:17.935	47.211	85.9	25:32.636	
2	1:58.067	26.910	57.735	33.422	182.4	4:02.823	13	1:56.696	26.624	57.019	33.053	188.3	27:29.332	
3	1:58.476	28.132	57.887	32.457	183.8	6:01.299								
4	1:58.246	26.961	58.367	32.918	187.8	7:59.545								
5	1:57.967	26.997	58.110	32.860	188.9	9:57.512								
6	1:59.047	27.625	58.674	32.748	186.3	11:56.559								
7	1:58.731	27.107	58.680	32.944	186.3	13:55.290								
8	1:58.416	27.094	58.470	32.852	188.3	15:53.706								
9	1:59.256	27.226	58.998	33.032	186.3	17:52.962								
10	2:05.829B	27.260	59.475	39.094	186.3	19:58.791								
11	2:49.652	44.595	1:15.650	49.407		22:48.443								
12	2:45.952	42.373	1:17.734	45.845	99.6	25:34.395								
13	1:57.831	27.293	58.073	32.465	188.3	27:32.226								
<b>8</b>	<b>Joan VINYES R</b> AND EFICAR TEAM Toyota GR86													
1	2:07.402	36.437	58.399	32.566		2:07.402								
2	1:56.878	26.985	57.484	32.409	188.3	4:04.280								
3	1:57.692	27.011	58.355	32.326	186.3	6:01.972								
4	1:57.396	26.896	58.108	32.392	189.4	7:59.368								
5	1:55.186	26.628	56.833	31.725	188.3	9:54.554								
6	1:55.696	26.928	56.877	31.891	188.9	11:50.250								
7	1:56.232	26.805	57.237	32.190	188.9	13:46.482								
8	1:57.741	27.142	58.154	32.445	187.8	15:44.223								
9	1:57.214	26.943	57.614	32.657	187.3	17:41.437								
<b>13</b>	<b>Joan VINYES D</b> AND EFICAR TEAM Toyota GR86													
1	2:15.601	36.035	57.278	42.288		2:15.601								
2	2:00.225	26.516	56.701	37.008	184.8	4:15.826								
3	1:55.578	26.527	56.663	32.388	186.8	6:11.404								
4	1:55.604	26.619	56.526	32.459	188.3	8:07.008								
5	1:55.839	26.538	56.757	32.544	187.3	10:02.847								
6	1:56.550	27.698	56.991	31.861	189.4	11:59.397								
7	1:55.673	26.572	56.789	32.312	187.3	13:55.070								
8	1:55.415	26.602	56.641	32.172	186.3	15:50.485								
9	1:55.707	26.621	56.934	32.152	186.8	17:46.192								
10	2:00.348	26.655	58.484	35.209	186.8	19:46.540								
11	3:00.346	33.130	1:37.432	49.784	129.0	22:46.886								
12	2:46.804	42.618	1:17.508	46.678	104.1	25:33.690								
13	1:55.530	26.591	57.054	31.885	189.4	27:29.220								
<b>14</b>	<b>Ignacio RODRIGUEZ</b> ESP AVIASTEC_RACING Toyota GR86													
1	2:09.290	36.917	59.037	33.336		2:09.290								
2	1:57.362	26.876	57.496	32.990	186.8	4:06.652								
3	1:56.933	26.954	57.379	32.600	188.3	6:03.585								
4	1:56.699	26.903	57.526	32.270	188.3	8:00.284								
5	1:56.270	27.085	57.069	32.116	188.3	9:56.554								
6	1:56.549	26.612	57.576	32.361	187.8	11:53.103								
7	1:56.410	26.622	57.195	32.593	187.3	13:49.513								
8	1:56.486	26.829	57.118	32.539	186.3	15:45.999								
9	1:56.751	26.831	57.427	32.493	186.8	17:42.750								
10	2:01.084	26.840	58.169	36.075	185.8	19:43.834								
<b>15</b>	<b>Daniel CASAS</b> ESP EFICAR TEAM Toyota GR86													
1	2:11.929	37.314	1:01.067	33.548		2:11.929								
2	1:58.010	27.194	57.982	32.834	186.3	4:09.939								
3	1:57.947	27.242	58.031	32.674	186.3	6:07.886								
4	1:57.545	27.292	57.902	32.351	186.3	8:05.431								
5	1:57.882	27.151	58.019	32.712	188.3	10:03.313								
6	1:58.137	27.682	57.916	32.539	186.3	12:01.450								
7	1:58.532	27.132	58.388	33.012	187.8	13:59.982								
8	1:58.894	27.303	58.592	32.999	183.8	15:58.876								
9	1:58.883	27.513	58.824	32.546	183.8	17:57.759								
10	2:14.889B	29.122	1:05.773	39.994	184.8	20:12.648								
11	3:10.970	1:38.847	59.569	32.554		23:23.618								
12	2:11.927	27.421	59.022	45.484	183.8	25:35.545								
13	1:58.062	27.234	57.721	33.107	186.8	27:33.607								
<b>23</b>	<b>Antonio ALBACETE</b> ESP LOVA ME-PRE MOTORSPORT Toyota GR86													
1	2:04.940	34.869	57.418	32.653		2:04.940								
2	1:57.780	27.634	57.266	32.880	182.9	4:02.720								
3	1:56.633	27.568	56.886	32.179	180.9	5:59.353								
4	1:55.982	27.109	56.797	32.076	184.8	7:55.335								
5	1:55.631	27.064	56.538	32.029	186.3	9:50.966								
6	1:55.287	26.872	56.559	31.856	186.8	11:46.253								
7	1:56.592	26.787	57.251	32.554	186.8	13:42.845								
8	1:56.916	26.813	57.106	32.997	185.8	15:39.761								
9	1:56.964	26.926	57.517	32.521	187.3	17:36.725								
10	2:03.511	26.905	58.035	38.571	187.8	19:40.236								
11	3:02.733	35.033	1:36.995	50.705	132.7	22:42.969								
12	2:48.337	42.516	1:18.370	47.451	92.7	25:31.306								
13	1:55.697	26.770	56.874	32.053	188.9	27:27.003								
<b>32</b>	<b>Marcos DE DIEGO</b> ESP EFICAR TEAM COMAUTO Toyota GR86													
1	2:04.966	34.581	57.422	32.963		2:04.966								
2	1:57.826	27.396	57.235	33.195	182.9	4:02.792								
3	1:57.319	27.763	56.928	32.628	183.3	6:00.111								
4	1:55.827	26.888	56.776	32.163	187.8	7:55.938								
5	1:55.839	26.894	56.871	32.074	188.3	9:51.777								
6	1:54.912	26.596	56.355	31.961	188.9	11:46.689								
7	1:56.196	26.489	57.231	32.476	188.3	13:42.885								
8	1:56.482	27.032	56.770	32.680	186.3	15:39.367								
9	1:56.674	26.702	57.279	32.693	186.3	17:36.041								
10	2:03.452	26.831	58.120	38.501	185.8	19:39.493								
11	3:02.815	34.900	1:37.233	50.682	134.2	22:42.308								
12	2:48.653	42.466	1:18.411	47.776	92.2	25:30.961								
13	1:55.591	26.673	56.658	32.260	186.3	27:26.552								
<b>52</b>	<b>Alejandro SANCHEZ</b> ESP ESCUELA VASCA DE CONDUCCIÓN Toyota GR86													
1	2:11.757	37.798	1:00.319	33.640		2:11.757								
2	1:59.614	27.050	58.766	33.798	186.3	4:11.371								
3	1:59.247	27.380	58.253	33.614	182.4	6:10.618								



# Toyota GR Cup Spain


## ROUND 2 - VALENCIA

### Carrera 2

## Sector Analysis

— Invalidated Lap    ■ Personal Best    ■ Session Best    B Crossing the pit lane

Lap	Time	Sector 1	Sector 2	Sector 3	T.Sp	Elapsed	Lap	Time	Sector 1	Sector 2	Sector 3	T.Sp	Elapsed
<b>63</b> Miguel Angel ROMERO ESP RX PRORACING Toyota GR86													
1	2:07.093	35.870	58.207	33.016		2:07.093							
2	1:57.674	26.957	57.493	33.224	189.4	4:04.767							
3	1:56.929	26.933	57.523	32.473	189.9	6:01.696							
4	1:56.637	26.748	57.681	32.208	189.9	7:58.333							
5	1:55.554	26.640	56.815	32.099	188.3	9:53.887							
6	1:55.275	26.563	56.634	32.078	187.8	11:49.162							
7	1:54.861	26.349	56.431	32.081	187.8	13:44.023							
8	1:56.379	26.570	57.193	32.616	189.4	15:40.402							
9	1:57.279	26.726	57.912	32.641	188.3	17:37.681							
10	2:03.606	26.726	57.992	38.888	188.9	19:41.287							
11	3:02.164	34.708	1:37.016	50.440	135.5	22:43.451							
12	2:48.317	42.766	1:18.266	47.285	87.1	25:31.768							
13	1:55.570	26.531	56.845	32.194	188.9	27:27.338							
<b>64</b> Jesus Luis RECUENCO ESP LOVA ME-PRE MOTORSPORT Toyota GR86													
1	2:10.893	38.121	59.706	33.066		2:10.893							
2	1:58.345	27.616	58.057	32.672	186.3	4:09.238							
3	1:58.486	27.703	57.988	32.795	185.8	6:07.724							
4	1:57.424	27.144	57.527	32.753	186.8	8:05.148							
5	1:57.542	27.071	57.822	32.649	187.3	10:02.690							
6	2:05.363	34.514	57.738	33.111	187.8	12:08.053							
7	1:57.837	27.754	57.572	32.511	184.8	14:05.890							
8	1:57.728	27.268	57.715	32.745	185.8	16:03.618							
9	1:58.641	27.654	58.038	32.949	185.3	18:02.259							
10	2:12.623	27.859	1:08.003	36.761	185.8	20:14.882							
11	2:34.113	29.546	1:15.245	49.322	164.6	22:48.995							
12	2:46.005	42.309	1:17.598	46.098	99.6	25:35.000							
13	1:58.804	28.409	58.005	32.390	186.8	27:33.804							
<b>70</b> Santiago CASTILLA ESP EFICAR TEAM CASAL Toyota GR86													
1	2:06.829	35.395	58.168	33.266		2:06.829							
2	1:57.619	26.913	57.316	33.390	185.3	4:04.448							
3	1:58.514	27.522	58.346	32.646	186.3	6:02.962							
4	2:04.257	27.026	1:04.185	33.046	186.8	8:07.219							
5	1:57.580	27.248	57.783	32.549	188.3	10:04.799							
6	1:57.769	27.291	57.798	32.680	185.8	12:02.568							
7	1:57.959	27.040	58.032	32.887	187.3	14:00.527							
8	1:58.773	27.240	58.558	32.975	187.3	15:59.300							
9	1:59.886	27.555	59.226	33.105	186.8	17:59.186							
10	2:01.640	27.264	1:00.505	33.871	187.8	20:00.826							
11	2:46.581	28.147	1:29.341	49.093	185.8	22:47.407							
12	2:46.719	42.527	1:17.659	46.533	96.5	25:34.126							
13	1:59.175	27.513	58.638	33.024	187.3	27:33.301							
<b>73</b> Lucas MARICONDA ESP RX PRORACING Toyota GR86													
1	2:08.436	36.429	58.966	33.041		2:08.436							
2	1:59.066	27.376	58.521	33.169	182.4	4:07.502							
3	1:58.520	27.430	57.961	33.129	185.3	6:06.022							
4	1:58.476	27.125	58.274	33.077	184.8	8:04.498							
5	1:58.040	27.334	57.798	32.908	185.3	10:02.538							
6	1:58.618	27.572	58.512	32.534	186.3	12:01.156							
7	1:58.542	27.197	58.447	32.898	186.8	13:59.698							
8	1:58.915	27.309	58.599	33.007	184.8	15:58.613							
9	2:00.054	27.872	59.105	33.077	184.3	17:58.667							
10	2:01.536	27.268	1:00.563	33.705	186.3	20:00.203							
11	2:47.367B	27.672	1:30.053	49.642	180.0	22:47.570							
12	2:47.802	44.622	1:17.137	46.043		25:35.372							
13	1:58.098	27.560	57.997	32.541	188.3	27:33.470							
<b>86</b> Marta GARCÍA ESP RX PRORACING Toyota GR86													
1	2:08.507	36.839	58.722	32.946		2:08.507							
2	1:56.584	26.993	56.838	32.753	184.8	4:05.091							
3	1:58.115	27.228	58.347	32.540	189.4	6:03.206							
4	1:59.484	27.017	59.728	32.739	189.4	8:02.690							
5	1:55.677	26.934	56.743	32.000	185.3	9:58.367							
6	1:56.131	26.719	57.385	32.027	189.9	11:54.498							
7	1:56.090	26.636	56.987	32.467	187.3	13:50.588							
8	1:55.970	26.635	56.838	32.497	186.3	15:46.558							
9	1:57.139	27.002	57.796	32.341	187.8	17:43.697							
10	2:00.608	26.789	58.801	35.018	186.8	19:44.305							
11	3:00.918	33.714	1:36.975	50.229	139.9	22:45.223							
12	2:47.637	43.040	1:17.610	46.987	89.9	25:32.860							
13	1:56.515	26.731	57.031	32.753	188.3	27:29.375							
<b>95</b> Marco AGUILERA ESP EFICAR TEAM NIMO Toyota GR86													
1	2:05.400	34.887	58.146	32.367		2:05.400							
2	1:57.590	27.364	57.390	32.836	186.3	4:02.990							
3	1:57.649	27.856	57.469	32.324	188.3	6:00.639							
4	1:56.013	26.956	56.901	32.156	186.3	7:56.652							
5	1:55.537	26.703	56.803	32.031	186.8	9:52.189							
6	1:55.084	26.650	56.477	31.957	187.8	11:47.273							
7	1:56.073	26.426	57.193	32.454	186.8	13:43.346							
8	1:56.599	26.765	57.195	32.639	186.3	15:39.945							
9	1:57.157	26.907	57.775	32.475	185.8	17:37.102							
10	2:04.737	26.934	58.787	39.016	186.8	19:41.839							
11	3:02.050	34.678	1:36.944	50.428	134.2	22:43.889							
12	2:48.288	42.711	1:18.348	47.229	89.2	25:32.177							
13	1:55.618	26.536	56.764	32.318	187.8	27:27.795							
<b>96</b> Luis ALVAREZ ESP LOVA ME-PRE MOTORSPORT Toyota GR86													
1	2:10.215	37.522	59.922	32.771		2:10.215							
2	1:57.174	27.381	57.134	32.659	184.8	4:07.389							
3	1:57.155	27.288	57.481	32.386	186.8	6:04.544							
4	1:56.073	27.018	56.820	32.235	186.3	8:00.617							
5	1:57.484	26.832	58.508	32.144	186.8	9:58.101							
6	1:55.716	26.999	56.992	31.725	188.3	11:53.817							




**Toyota GR Cup Spain**  
**ROUND 2 - VALENCIA**  
**Carrera 2**

**Sector Analysis**





— Invalidated Lap    ■ Personal Best    ■ Session Best    B Crossing the pit lane


Lap	Time	Sector 1	Sector 2	Sector 3	T.Sp	Elapsed	Lap	Time	Sector 1	Sector 2	Sector 3	T.Sp	Elapsed
7	1:55.907	<b>26.632</b>	<b>56.649</b>	32.626	187.8	13:49.724							
8	1:56.236	26.989	56.937	32.310	186.8	15:45.960							
9	1:57.113	27.706	57.171	32.236	183.3	17:43.073							
10	<u>2:01.638</u>	<u>27.117</u>	1:00.660	33.861	186.8	19:44.711							
11	3:01.084	34.156	1:36.791	50.137	141.3	22:45.795							
12	2:47.515	43.000	1:17.446	47.069	99.2	25:33.310							
13	<u>1:55.650</u>	<u>26.582</u>	<u>57.074</u>	31.994	187.8	27:28.960							



**Toyota GR Cup Spain**  
ROUND 2 - VALENCIA  
Carrera 2

Flag Analysis


Flag	Time
 GREEN FLAG	14:18:25.518
 SAFETY CAR	14:36:56.932
 GREEN FLAG	14:43:40.953
 CHEQUERED FLAG	14:45:52.070



## Toyota GR Cup Spain ROUND 2 - VALENCIA Carrera 2

### Track Limits Analysis

No	Driver	Team	T.L. Nr	Camera	Lap	Time
2	Sandro PEREZ	RX PRORACING	1	Turn 1	4	14:24:40.194
2	Sandro PEREZ	RX PRORACING	2	Turn 1	6	14:28:36.531
2	Sandro PEREZ	RX PRORACING	3	Turn 1	7	14:30:35.590
2	Sandro PEREZ	RX PRORACING	4	Turn 2	7	14:30:47.276
<b>Total Infractions:</b>						<b>4</b>
8	Joan VINYES R	EFICAR TEAM	1	Turn 1	3	14:22:42.135
8	Joan VINYES R	EFICAR TEAM	2	Turn 2	4	14:24:52.285
8	Joan VINYES R	EFICAR TEAM	3	Turn 2	8	14:32:36.550
8	Joan VINYES R	EFICAR TEAM	4	Turn 1	10	14:36:20.260
<b>Total Infractions:</b>						<b>4</b>
13	Joan VINYES D	EFICAR TEAM	1	Turn 1	3	14:22:55.076
13	Joan VINYES D	EFICAR TEAM	2	Turn 2	3	14:23:01.939
13	Joan VINYES D	EFICAR TEAM	3	Turn 1	6	14:28:41.125
13	Joan VINYES D	EFICAR TEAM	4	Turn 6	13	14:44:50.649
<b>Total Infractions:</b>						<b>4</b>
14	Ignacio RODRIGUEZ	AVIASTEC_RACING	1	Turn 2	5	14:26:50.803
14	Ignacio RODRIGUEZ	AVIASTEC_RACING	2	Turn 4	6	14:28:57.311
14	Ignacio RODRIGUEZ	AVIASTEC_RACING	3	Turn 4	9	14:34:47.324
14	Ignacio RODRIGUEZ	AVIASTEC_RACING	4	Turn 1	10	14:36:22.325
14	Ignacio RODRIGUEZ	AVIASTEC_RACING	5	Turn 4	10	14:36:43.976
<b>Total Infractions:</b>						<b>5</b>
15	Daniel CASAS	EFICAR TEAM	1	Turn 2	9	14:34:49.686
15	Daniel CASAS	EFICAR TEAM	2	Turn 2	10	14:36:50.929
<b>Total Infractions:</b>						<b>2</b>
23	Antonio ALBACETE	LOVA ME-PRE MOTORSPORT	1	Turn 11	8	14:33:30.715
<b>Total Infractions:</b>						<b>1</b>
32	Marcos DE DIEGO	EFICAR TEAM COMAUTO	1	Turn 1	3	14:22:42.135
32	Marcos DE DIEGO	EFICAR TEAM COMAUTO	2	Turn 2	3	14:22:54.066
32	Marcos DE DIEGO	EFICAR TEAM COMAUTO	3	Turn 1	9	14:34:18.733
<b>Total Infractions:</b>						<b>3</b>
52	Alejandro SANCHEZ	ESCUELA VASCA DE CONDUCCIÓN	1	Turn 2	3	14:23:01.939
52	Alejandro SANCHEZ	ESCUELA VASCA DE CONDUCCIÓN	2	Turn 11	3	14:24:00.310
52	Alejandro SANCHEZ	ESCUELA VASCA DE CONDUCCIÓN	3	Turn 14	2	14:22:26.083
52	Alejandro SANCHEZ	ESCUELA VASCA DE CONDUCCIÓN	4	Turn 1	4	14:24:49.339
52	Alejandro SANCHEZ	ESCUELA VASCA DE CONDUCCIÓN	5	Turn 2	4	14:25:00.797
52	Alejandro SANCHEZ	ESCUELA VASCA DE CONDUCCIÓN	6	Turn 4	5	14:27:11.176
52	Alejandro SANCHEZ	ESCUELA VASCA DE CONDUCCIÓN	7	Turn 11	7	14:31:57.754
52	Alejandro SANCHEZ	ESCUELA VASCA DE CONDUCCIÓN	8	Turn 1	8	14:32:46.187
52	Alejandro SANCHEZ	ESCUELA VASCA DE CONDUCCIÓN	9	Turn 6	11	14:42:45.737
<b>Total Infractions:</b>						<b>9</b>
63	Miguel Angel ROMERO	RX PRORACING	1	Turn 14	2	14:22:20.153
<b>Total Infractions:</b>						<b>1</b>
64	Jesus Luis RECUENCO	LOVA ME-PRE MOTORSPORT	1	Turn 1	13	14:44:13.921
64	Jesus Luis RECUENCO	LOVA ME-PRE MOTORSPORT	2	Turn 2	13	14:44:27.232
<b>Total Infractions:</b>						<b>2</b>
70	Santiago CASTILLA	EFICAR TEAM CASAL	1	Turn 1	3	14:22:43.542
70	Santiago CASTILLA	EFICAR TEAM CASAL	2	Turn 1	4	14:24:42.207
70	Santiago CASTILLA	EFICAR TEAM CASAL	3	Turn 14	5	14:28:21.542
<b>Total Infractions:</b>						<b>3</b>
73	Lucas MARICONDA	RX PRORACING	1	Turn 1	6	14:28:41.125
73	Lucas MARICONDA	RX PRORACING	2	Turn 1	9	14:34:37.329
<b>Total Infractions:</b>						<b>2</b>
86	Marta GARCÍA	RX PRORACING	1	Turn 2	9	14:34:38.540



**Toyota GR Cup Spain**  
**ROUND 2 - VALENCIA**  
**Carrera 2**


**Track Limits Analysis**

No	Driver	Team	T.L. Nr	Camera	Lap	Time
86	Marta GARCÍA	RX PRORACING	2	Turn 4	10	14:36:46.306
86	Marta GARCÍA	RX PRORACING	3	Turn 1	13	14:44:13.046
						<b>Total Infractions:</b> <input type="text" value="3"/>
95	Marco AGUILERA	EFICAR TEAM NIMO	1	Turn 1	13	14:44:10.985
						<b>Total Infractions:</b> <input type="text" value="1"/>
96	Luis ALVAREZ	LOVA ME-PRE MOTORSPORT	1	Turn 1	10	14:36:22.325
96	Luis ALVAREZ	LOVA ME-PRE MOTORSPORT	2	Turn 1	13	14:44:13.046
96	Luis ALVAREZ	LOVA ME-PRE MOTORSPORT	3	Turn 11	13	14:45:20.752
						<b>Total Infractions:</b> <input type="text" value="3"/>

TOTAL TRACK LIMITS: 47

Published at: 14:50








**Toyota GR Cup Spain**  
**ROUND 2 - VALENCIA**  
**Carrera 2**

**Provisional Race Director Report**

Hour	Flag	Message
14:04:02		APERTURA PIT LANE A LAS 14:05
14:04:59		PIT LANE ABIERTO
14:06:10		PISTA MOJADA - LUCES ANTINEBLA TRASERAS ENCENDIDAS
14:10:00		5 MINUTOS - PIT LANE CERRADO
14:12:01		3 MINUTOS
14:14:00		1 MINUTO
14:14:45		15 SEGUNDOS
14:14:59		VUELTA DE FORMACION
14:23:54		INCIDENTE CURVA 10 SERA INVESTIGADO DESPUES DE LA SESION
14:23:57		INCIDENTE CURVA 10 SERA INVESTIGADO DESPUES DE LA SESION
14:26:00		INCIDENTE CURVA 8 - COCHES #86 #70 SERA INVESTIGADO DESPUES DE LA SESION
14:27:21		COCHE #15 - LUCES ANTINEBLA TRASERAS ENCENDIDAS
14:27:37		COCHES #15 #73 - LUCES ANTINEBLA TRASERAS ENCENDIDAS
14:30:28		COCHES #15 #73 - LUCES ANTINEBLA TRASERAS ENCENDIDAS
14:35:41		DRIVE THROUGH COCHES #2 #73 #52 - INCUMPLIMIENTO PROCEDIMIENTO DE SALIDA
14:36:56	SF	SAFETY CAR
14:42:24		INCIDENTE ENTRE COCHES #96 #8 EN CURVA 4 SE INVESTIGARA DESPUES DE LA SESION
14:42:28		SAFETY CAR EN ESTA VUELTA
14:43:40	GF	GREEN FLAG
14:44:45		DRIVE THROUGH COCHES #2 #73 - INCUMPLIMIENTO PROCEDIMIENTO DE SALIDA
14:46:05		BANDERA A CUADROS

Published at: ...14:50.....

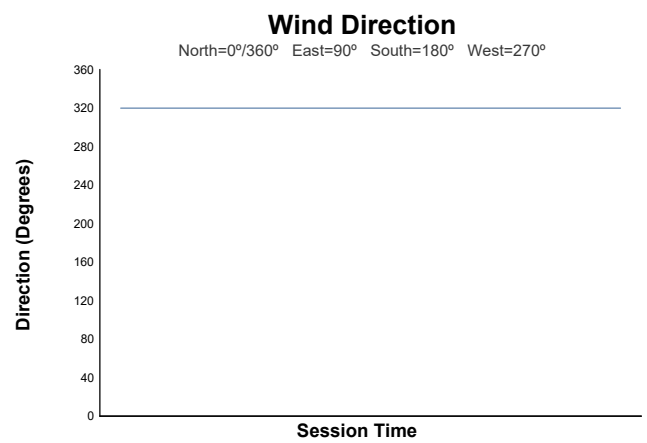
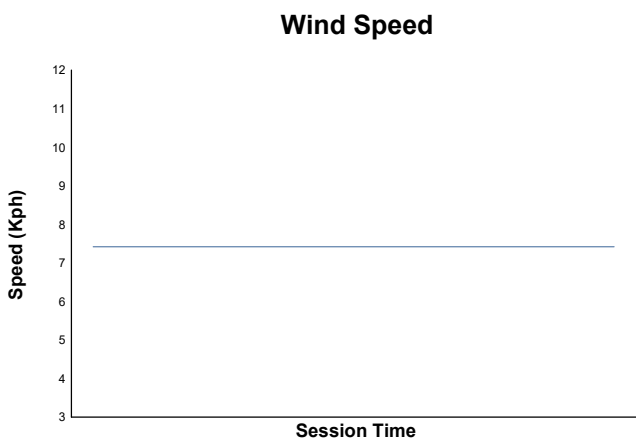
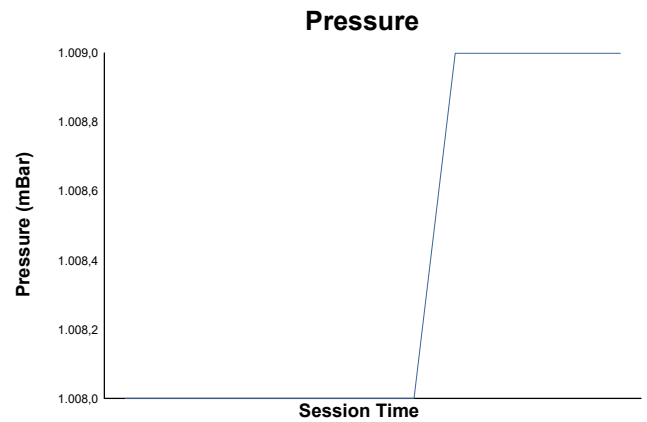
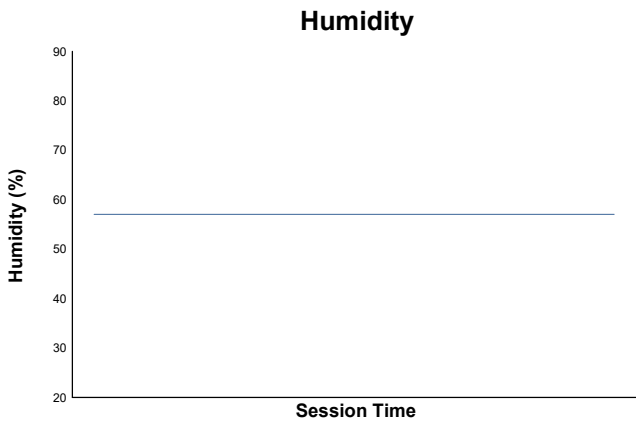
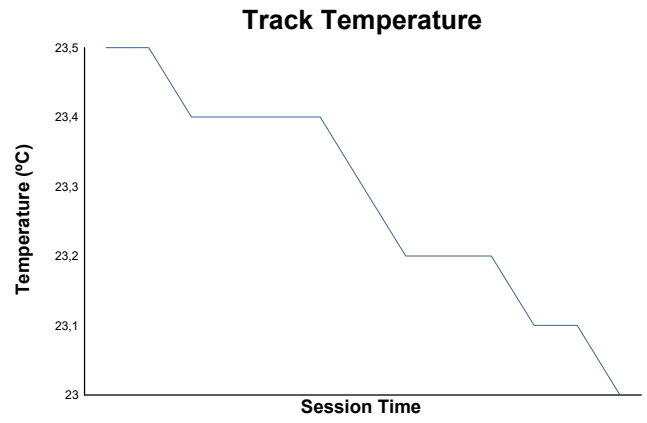
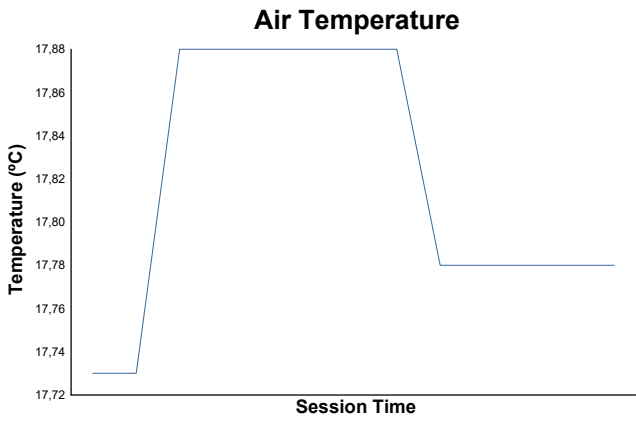
<b>Race Director:</b> David RODRIGUEZ 	<b>Timekeeper:</b> Alberto ESTEBANEZ 
---	--



**ROUND 2 - VALENCIA**

Toyota GR Cup Spain  
Carrera 2

Weather Report



Track Status: **WET**