


Campeonato de España de GT-CET ROUND 2 - VALENCIA GT-CET-Test Oficial Previo

Sector Analysis

■ Personal Best
 ■ Session Best
 ■ Crossing the pit lane

Lap	D	Time	Sector 1	Sector 2	Sector 3	T.Spd	Elapsed	Lap	D	Time	Sector 1	Sector 2	Sector 3	T.Spd	Elapsed	
8	RX PRO RACING 1.Hugo LATORRE(Jr) 2.Guzmán MIGUÉLEZ(Jr)							PEUGEOT 308 RACING CUP TC2	7	1	2:48.578 B	35.532	1:12.541	1:00.505	171.1	21:17.136
	1	1	3:18.945	1:52.209	55.782	30.954		3:18.945								
	2	1	1:49.286	25.838	53.810	29.638	208.2	5:08.231								
	3	1	1:59.247 B	25.556	55.115	38.576	208.2	7:07.478								
	4	1	4:10.682	2:47.517	53.822	29.343		11:18.160								
	5	1	1:48.142	25.532	53.102	29.508	208.2	13:06.302								
	6	1	1:52.227	25.382	55.477	31.368	209.5	14:58.529								
	7	1	1:58.014	26.311	1:00.193	31.510	206.3	16:56.543								
	8	1	1:57.692 B	25.709	55.985	35.998	209.5	18:54.235								
	9	1	15:17.985	...	55.964	30.444		34:12.220								
	10	1	2:01.062 B	25.738	55.096	40.228	206.3	36:13.282								
	11	1	4:36.419	3:10.337	55.939	30.143		40:49.701								
	12	1	1:47.562	25.219	52.614	29.729	205.7	42:37.263								
	13	1	1:50.279	25.150	55.173	29.956	206.9	44:27.542								
	14	1	1:48.189	24.998	53.007	30.184	207.6	46:15.731								
	15	1	1:56.924 B	25.356	53.477	38.091	206.9	48:12.655								
	16	1	6:21.944	4:47.237	1:00.985	33.722		54:34.599								
	17	1	1:49.634	25.355	54.486	29.793	210.7	56:24.233								
18	1	1:48.461	24.713	54.036	29.712	211.4	58:12.694									
9	HISPANO ALEMÁN RACING TEAM 1.Oscar APARICIO							BMW M2 CS RACING TC1	8	1	6:31.130	4:39.015	1:13.059	39.056		27:48.266
	1	1	5:40.722	4:01.396	1:05.405	33.921		5:40.722								
	2	1	1:59.260	27.222	59.476	32.562	214.7	7:39.982								
	3	1	1:56.774	27.229	57.561	31.984	217.4	9:36.756								
	4	1	2:00.724 B	26.460			217.4	11:37.480								
	5	1	4:49.159	3:20.788	56.516	31.855		16:26.639								
	6	1	1:51.424	25.824	55.029	30.571	223.0	18:18.063								
	7	1	1:50.162	25.879	54.005	30.278	224.4	20:08.225								
	8	1	1:48.560	25.060	53.736	29.764	224.4	21:56.785								
	9	1	1:49.636	25.144	54.205	30.287	224.4	23:46.421								
	10	1	1:50.775	26.095	54.728	29.952	225.9	25:37.196								
	11	1	1:51.288	24.825	56.239	30.224	226.6	27:28.484								
	12	1	1:48.515	25.204	53.630	29.681	225.1	29:16.999								
	13	1	2:06.394	24.903	1:11.025	30.466	225.1	31:23.393								
	14	1	1:59.664 B	25.293	55.908	38.463	225.1	33:23.057								
	15	1	5:38.253	4:11.069	56.552	30.632		39:01.310								
	16	1	1:50.251	25.029	54.338	30.884	223.7	40:51.561								
	17	1	1:48.610	24.995	53.688	29.927	225.9	42:40.171								
18	1	2:00.536 B	25.267	55.806	39.463	225.9	44:40.707									
19	1	6:15.681	4:48.347	54.898	32.436		50:56.388									
20	1	1:48.447	24.998	53.388	30.061	222.3	52:44.835									
21	1	1:48.574	24.858	53.927	29.789	222.3	54:33.409									
22	1	1:48.806	25.034	53.509	30.263	225.1	56:22.215									
23	1	1:54.354 B	25.143	54.521	34.690	225.9	58:16.569									
24	1	3:08.614 B	1:35.677	53.659	39.278		1:01:25.183									
12	HISPANO ALEMÁN RACING TEAM 1.Carlos MEDINA 2.Daniel DE LA PEÑA							MINI COOPER TC6	19	1	1:56.110	26.615	57.503	31.992	188.3	50:50.310
	1	1	3:59.217	2:20.274				3:59.217								
	2	1	2:03.024	29.870			175.9	6:02.241								
	3	1	2:02.269	28.864			177.2	8:04.510								
	4	1	2:01.388	28.349			172.8	10:05.898								
	5	1	2:07.643 B	28.524	58.598	40.521	171.5	12:13.541								
6	1	6:15.017	4:24.727	1:08.977	41.313		18:28.558									
15	UCAV RACING 1.Asier GOROSTIZA(JF) 2.Sacha HEBRARD							BMW M2 CS RACING TC1	20	1	1:59.574	26.449	57.437	35.688	188.9	52:49.884
	1	1	3:36.362	2:04.588	1:00.244	31.530		3:36.362								
	2	1	1:49.765	26.048	54.204	29.513	209.5	5:26.127								
	3	1	2:08.606 B	24.613	1:01.843	42.150	215.3	7:34.733								
	4	1	5:32.733	4:11.197	52.770	28.766		13:07.466								
	5	1	1:47.111	24.929	53.301	28.881	225.1	14:54.577								
	6	1	1:46.447	24.176	53.425	28.846	223.7	16:41.024								
7	1	1:52.500 B	24.119	52.275	36.106	223.0	18:33.524									
20	BALBOR MOTORSPORT 1.Marcos GARCIA							RENAUL CLIO CUP IV TC4	21	1	2:08.411	26.905	1:08.383	33.123	189.9	54:58.295
	1	1	3:41.275	1:59.846	1:04.860	36.569		3:41.275								
	2	1	2:09.714	29.314	1:05.277	35.123	170.2	5:50.989								
	3	1	2:03.306	28.642	1:00.486	34.178	183.8	7:54.295								
	4	1	1:59.826	27.933	58.569	33.324	186.3	9:54.121								
	5	1	1:57.853	27.158			187.3	11:51.974								
	6	1	1:58.430	27.089	57.820	33.521	189.4	13:50.404								
	7	1	2:08.738 B	27.090	58.122	43.526	187.8	15:59.142								
	8	1	4:41.958	3:06.989	1:02.025	32.944		20:41.100								
	9	1	1:57.880	27.135	58.397	32.348	188.9	22:38.980								
	10	1	1:58.495	27.512	57.925	33.058	188.3	24:37.475								
	11	1	1:58.931	27.417	58.367	33.147	188.9	26:36.406								
	12	1	1:59.220	27.308	58.964	32.948	188.9	28:35.626								
	13	1	5:54.354 B	27.509	4:24.907	1:01.938	186.3	34:29.980								
	14	1	6:35.298	4:45.015	1:16.160	34.123		41:05.278								
	15	1	1:59.178	27.814	58.384	32.980	184.3	43:04.456								
16	1	1:57.368	27.106	58.066	32.196	188.9	45:01.824									
17	1	1:56.450	26.978	57.137	32.335	188.9	46:58.274									
18	1	1:55.926	26.830	57.106	31.990	186.8	48:54.200									
19	1	1:56.110	26.615	57.503	31.992	188.3	50:50.310									
20	1	1:59.574	26.449	57.437	35.688	188.9	52:49.884									
21	1	2:08.411	26.905	1:08.383	33.123	189.9	54:58.295									
22	1	1:57.286	26.553	57.772	32.961	188.9	56:55.581									
23	1	1:56.496	26.884	57.239	32.378	188.3	58:52.077									
24	1	1:56.714	26.875	57.241	32.593	187.3	1:00:48.791									
21	HISPANO ALEMÁN RACING TEAM 1.Nahuel D. POZZUTO 2.Marcos POZZUTO(Jr)							MINI COOPER TC6	21	1	1:56.714	26.875	57.241	32.593	187.3	1:00:48.791
	2	1	1:56.714	26.875	57.241	32.593	187.3	1:00:48.791								



Campeonato de España de GT-CET
ROUND 2 - VALENCIA
GT-CET-Test Oficial Previo

Sector Analysis

Personal Best Session Best Crossing the pit lane


Lap	D	Time	Sector 1	Sector 2	Sector 3	T.Spd	Elapsed	Lap	D	Time	Sector 1	Sector 2	Sector 3	T.Spd	Elapsed		
1	1	4:30.329	B	2:27.232	1:14.366	48.731	4:30.329	15	1	1:48.655	24.936	53.828	29.891	224.4	30:33.178		
2	1	5:05.817	B	2:38.614	1:07.981	1:19.222	9:36.146	16	1	1:56.021	B	24.887	55.146	35.988	224.4	32:29.199	
3	1	5:50.085	B	3:57.813	1:03.922	48.350	15:26.231	17	1	6:55.993	5:32.131	54.290	29.572		39:25.192		
4	1	9:59.983		8:14.281	1:07.161	38.541	25:26.214	18	1	1:48.999	24.755	53.645	30.599	223.7	41:14.191		
5	1	2:16.833		30.752	1:08.674	37.407	176.8	27:43.047	19	1	1:48.167	24.739	53.450	29.978	225.1	43:02.358	
6	1	2:12.979		31.196	1:04.177	37.606	179.1	29:56.026	20	1	1:47.929	24.500	53.880	29.549	225.9	44:50.287	
7	1	2:13.838		30.622	1:03.682	39.534	180.9	32:09.864	21	1	2:05.573	B	36.711	54.278	34.584	180.0	46:55.860
8	1	2:23.271	B	30.271	1:03.473	49.527	181.4	34:33.135	30 E2P BMW M2 CS RACING 1.Oliver SALAZAR TC1								
9	1	3:57.771		2:15.458	1:05.306	37.007	38:30.906	1	1	3:20.233	1:26.494	1:13.046	40.693		3:20.233		
10	1	2:21.596		30.203	1:11.834	39.559	172.4	40:52.502	2	1	2:19.562	B	31.994	1:04.386	43.182	157.8	5:39.795
11	1	2:15.338		29.833	1:06.383	39.122	180.5	43:07.840	3	1	6:08.283	4:38.817	56.999	32.467		11:48.078	
12	1	2:14.383		29.423	1:06.628	38.332	180.5	45:22.223	4	1	2:01.407	B	27.244	57.176	36.987	194.7	13:49.485
13	1	2:18.195	B	30.062	1:05.108	43.025	180.5	47:40.418	5	1	4:22.799	2:51.322	59.732	31.745		18:12.284	

Lap	D	Time	Sector 1	Sector 2	Sector 3	T.Spd	Elapsed	
1	1	8:12.199		6:20.083			8:12.199	
2	1	2:13.865		32.007	1:05.865	35.993	167.8	10:26.064
3	1	2:06.843		29.944			177.2	12:32.907
4	1	2:03.191		28.986	1:00.054	34.151	178.1	14:36.098
5	1	2:19.147		28.588	59.701	50.858	179.5	16:55.245
6	1	2:31.216	B	32.323	1:07.713	51.180	150.3	19:26.461
7	1	4:36.919		3:00.422	1:01.724	34.773		24:03.380
8	1	2:04.843		28.968	1:01.238	34.637	178.1	26:08.223
9	1	2:13.228		28.279	59.827	45.122	178.6	28:21.451
10	1	2:03.462		28.110	59.134	36.218	178.1	30:24.913
11	1	2:03.236		28.418	59.911	34.907	176.3	32:28.149
12	1	2:04.248		27.956	1:02.220	34.072	177.2	34:32.397
13	1	2:01.551		28.415	59.370	33.766	177.7	36:33.948
14	1	2:01.013		28.328	58.862	33.823	175.4	38:34.961
15	1	2:02.218		27.523	1:00.732	33.963	178.6	40:37.179
16	1	2:00.984		27.823	59.312	33.849	176.3	42:38.163
17	1	2:03.590		29.295	1:00.282	34.013	176.3	44:41.753
18	1	2:00.891		27.931	59.205	33.755	177.7	46:42.644
19	1	2:00.889		27.866	59.674	33.349	178.1	48:43.533
20	1	2:00.877		27.836	59.303	33.738	177.2	50:44.410
21	1	2:03.948		27.705	59.629	36.614	176.3	52:48.358
22	1	2:01.526		28.642	59.212	33.672	170.7	54:49.884
23	1	2:14.743		28.487	58.901	47.355	177.7	57:04.627
24	1	2:27.395	B	33.657	1:07.444	46.294	139.9	59:32.022

Lap	D	Time	Sector 1	Sector 2	Sector 3	T.Spd	Elapsed	
1	1	3:05.721		1:25.018	1:02.721	37.982	3:05.721	
2	1	1:54.244		27.763	56.871	29.610	162.6	4:59.965
3	1	1:48.934		24.779	54.530	29.625	219.4	6:48.899
4	1	1:55.836	B	24.956	55.197	35.683	223.0	8:44.735
5	1	3:49.893		2:25.024				12:34.628
6	1	1:46.360		24.411	52.703	29.246	223.7	14:20.988
7	1	1:47.447		24.442	52.767	30.238	223.7	16:08.435
8	1	1:47.489		25.545	52.888	29.056	223.0	17:55.924
9	1	1:46.453		24.481	52.730	29.242	224.4	19:42.377
10	1	1:46.852		24.809	52.917	29.126	223.7	21:29.229
11	1	1:48.974		25.070	54.165	29.739	223.0	23:18.203
12	1	1:49.271		24.649	53.912	30.710	225.9	25:07.474
13	1	1:47.677		24.657	53.487	29.533	224.4	26:55.151
14	1	1:49.372		24.808	54.990	29.574	223.7	28:44.523

Lap	D	Time	Sector 1	Sector 2	Sector 3	T.Spd	Elapsed	
1	1	3:20.233	1:26.494	1:13.046	40.693		3:20.233	
2	1	2:19.562	B	31.994	1:04.386	43.182	157.8	5:39.795
3	1	6:08.283	4:38.817	56.999	32.467		11:48.078	
4	1	2:01.407	B	27.244	57.176	36.987	194.7	13:49.485
5	1	4:22.799	2:51.322	59.732	31.745		18:12.284	
6	1	1:50.083	25.074	55.107	29.902	220.8	20:02.367	
7	1	1:49.836	25.534	54.594	29.708	218.0	21:52.203	
8	1	1:48.757	24.954	54.131	29.672	223.0	23:40.960	
9	1	1:54.903	B	25.061	54.046	35.796	220.1	25:35.863
10	1	6:49.283	5:21.206	57.374	30.703		32:25.146	
11	1	1:50.167	24.890	54.733	30.544	218.7	34:15.313	
12	1	1:56.867	B	25.092	53.839	37.936	223.0	36:12.180
13	1	5:37.199	4:12.181	54.952	30.066		41:49.379	
14	1	1:48.753	25.085	53.960	29.708	216.7	43:38.132	
15	1	1:50.187	25.063	54.791	30.333	222.3	45:28.319	
16	1	1:49.265	25.321	53.969	29.975	220.8	47:17.584	
17	1	1:48.199	24.722	53.940	29.537	217.4	49:05.783	
18	1	1:49.088	25.058	54.372	29.658	218.7	50:54.871	
19	1	1:49.196	24.934	54.120	30.142	223.0	52:44.067	
20	1	1:48.481	24.999	53.765	29.717	217.4	54:32.548	
21	1	1:51.111	24.699	56.360	30.052	218.0	56:23.659	
22	1	1:48.651	24.977	54.138	29.536	223.7	58:12.310	

Lap	D	Time	Sector 1	Sector 2	Sector 3	T.Spd	Elapsed	
1	1	3:50.055	2:13.193	1:04.177	32.685		3:50.055	
2	1	1:51.413	27.577	54.058	29.778	178.1	5:41.468	
3	1	1:48.031	25.202	52.891	29.938	217.4	7:29.499	
4	1	1:47.912	24.382	52.073	31.457	215.3	9:17.411	
5	1	1:45.767	24.908	51.832	29.027	205.7	11:03.178	
6	1	1:45.381	24.360	51.768	29.253	218.0	12:48.559	
7	1	1:47.032	24.286	53.576	29.170	218.0	14:35.591	
8	1	1:46.756	24.297	53.009	29.450	216.7	16:22.347	
9	1	1:49.147	24.428	54.292	30.427	217.4	18:11.494	
10	1	1:50.459	B	24.161	52.273	34.025	216.7	20:01.953
11	1	3:45.117	2:23.735	52.279	29.103		23:47.070	
12	1	1:47.188	24.543	52.627	30.018	220.8	25:34.258	
13	1	1:54.867	B	23.985	55.828	35.054	218.7	27:29.125
14	1	4:37.060	3:10.114	57.006	29.940		32:06.185	
15	1	1:47.946	24.654	53.689	29.603	215.3	33:54.131	
16	1	1:46.332	24.631	52.537	29.164	215.3	35:40.463	
17	1	1:45.689	24.159	52.271	29.259	215.3	37:26.152	
18	1	1:45.067	24.263	51.909	28.895	216.0	39:11.219	
19	1	1:56.257	B	24.822	53.941	37.494	217.4	41:07.476
20	1	3:53.796	2:30.336	54.182	29.278		45:01.272	
21	1	1:45.767	24.255	52.580	28.932	215.3	46:47.039	
22	1	1:45.337	24.162	52.298	28.877	216.7	48:32.376	



Campeonato de España de GT-CET


ROUND 2 - VALENCIA

GT-CET-Test Oficial Previo

Sector Analysis

■ Personal Best
 ■ Session Best
 ■ Crossing the pit lane

Lap	D	Time	Sector 1	Sector 2	Sector 3	T.Spd	Elapsed	Lap	D	Time	Sector 1	Sector 2	Sector 3	T.Spd	Elapsed
120 VORTEX 1.Stéphane BARRET 2.Stephane GERVAIS(JF) VORTEX GPX															
1	1	2:49.258	1:10.749	1:05.044	33.465		2:49.258	1	1	5:34.492	4:06.235	59.291	28.966		5:34.492
2	1	1:55.006	25.841	58.109	31.056	226.6	4:44.264	2	1	1:44.751	23.898	52.622	28.231	235.9	7:19.243
3	1	1:50.929	24.561	55.346	31.022	229.6	6:35.193	3	1	1:41.682	23.044	51.171	27.467	237.5	9:00.925
4	1	1:48.755	24.782	54.333	29.640	229.6	8:23.948	4	1	1:39.957	22.807	50.147	27.003	237.5	10:40.882
5	1	1:48.862	24.396			231.9	10:12.810	5	1	1:38.823	22.546			238.3	12:19.705
6	1	1:47.147	24.264	53.851	29.032	235.9	11:59.957	6	1	1:37.839	22.443	48.972	26.424	236.7	13:57.544
7	1	1:47.173	23.831	53.670	29.672	234.3	13:47.130	7	1	1:46.633 B	22.128	49.222	35.283	238.3	15:44.177
8	1	1:46.249	24.008	53.127	29.114	228.9	15:33.379	8	1	8:18.796	6:59.917	51.776	27.103		24:02.973
9	1	1:48.121	24.264	54.208	29.649	230.4	17:21.500	9	1	1:38.676	22.297	49.397	26.982	240.0	25:41.649
10	1	1:50.837	24.294	55.975	30.568	230.4	19:12.337	10	1	1:39.375	22.274	50.292	26.809	240.8	27:21.024
11	1	1:48.665	24.220	54.435	30.010	231.9	21:01.002	11	1	1:37.417	22.461	48.690	26.266	239.2	28:58.441
12	1	1:49.128	24.215			229.6	22:50.130	12	1	1:44.151 B	22.128	49.123	32.900	240.8	30:42.592
13	1	2:18.280	24.433	1:22.137	31.710	228.9	25:08.410	13	1	8:10.624	6:53.778	50.370	26.476		38:53.216
14	1	1:48.654	24.716	53.964	29.974	227.4	26:57.064	14	1	1:37.891	22.379	48.660	26.852	239.2	40:31.107
15	1	2:01.531 B	24.424	56.102	41.005	231.2	28:58.595	15	1	1:46.263 B	22.222	49.047	34.994	240.0	42:17.370
16	1	4:06.174	2:29.243	1:04.836	32.095		33:04.769	16	1	3:04.022	1:46.455	50.962	26.605		45:21.392
17	1	1:53.088	26.036	55.682	31.370	225.9	34:57.857	17	1	1:36.969	22.117	48.626	26.226	238.3	46:58.361
18	1	1:51.474	25.684	55.138	30.652	229.6	36:49.331	18	1	1:37.060	22.125	48.640	26.295	240.0	48:35.421
19	1	1:48.845	24.933	54.129	29.783	228.1	38:38.176	19	1	1:36.955	22.030	48.263	26.662	239.2	50:12.376
20	1	1:48.589	24.962	53.948	29.679	231.2	40:26.765	20	1	1:36.957	22.100	48.529	26.328	238.3	51:49.333
21	1	1:48.993	24.322	54.469	30.202	230.4	42:15.758	21	1	1:36.324	21.920	48.012	26.392	239.2	53:25.657
22	1	1:47.847	24.557	53.466	29.824	231.2	44:03.605	22	1	1:47.802 B	22.022	50.068	35.712	238.3	55:13.459
23	1	1:47.284	24.871	53.326	29.087	231.2	45:50.889								
24	1	1:45.964	24.084	52.807	29.073	231.9	47:36.853								
25	1	1:45.783	24.104	52.568	29.111	229.6	49:22.636								
26	1	1:47.941	25.157	53.348	29.436	231.2	51:10.577								
27	1	1:51.690	24.266	55.380	32.044	231.2	53:02.267								
121 VORTEX 1.Evan MAINIER(Jr) 2.Paul A. PALLOT(Jr) VORTEX 2.0 GPX															
1	1	3:05.429	1:43.610	53.712	28.107		3:05.429	1	1	3:26.231	1:47.169	1:04.577	34.485		3:26.231
2	1	1:39.367	23.022	49.275	27.070	233.5	4:44.796	2	1	2:00.244 B	28.289	54.043	37.912	164.6	5:26.475
3	1	1:44.789 B	23.018	48.748	33.023	236.7	6:29.585	3	1	3:50.875	2:29.543	51.896	29.436		9:17.350
4	1	23:07.699	...	49.765	26.557		29:37.284	4	1	1:43.549	24.019	51.042	28.488	212.0	11:00.899
5	1	1:36.769	22.052	48.381	26.336	237.5	31:14.053	5	1	1:42.423	23.709	50.581	28.133	214.0	12:43.322
6	1	1:47.222 B	23.690	51.783	31.749	239.2	33:01.275	6	1	1:43.891	23.586	51.947	28.358	215.3	14:27.213
7	1	4:58.511	3:35.284	53.934	29.293		37:59.786	7	1	1:42.118	23.549	50.434	28.135	216.7	16:09.331
8	1	1:44.373	23.867	52.081	28.425	237.5	39:44.159	8	1	1:49.279 B	24.250	51.194	33.835	219.4	17:58.610
9	1	1:42.399	23.239	51.106	28.054	238.3	41:26.558	9	1	4:41.664	3:20.739	51.711	29.214		22:40.274
10	1	1:42.066	23.072	51.275	27.719	238.3	43:08.624	10	1	1:42.566	24.147	50.347	28.072	218.0	24:22.840
11	1	1:42.803	23.437	51.855	27.511	237.5	44:51.427	11	1	1:42.222	23.429	50.372	28.421	216.7	26:05.062
12	1	1:40.830	22.941	50.499	27.390	240.0	46:32.257	12	1	1:43.977	24.156	51.791	28.030	217.4	27:49.039
13	1	1:39.550	22.619	49.832	27.099	239.2	48:11.807	13	1	1:42.115	23.562	50.518	28.035	218.7	29:31.154
14	1	1:40.051	22.772	49.777	27.502	238.3	49:51.858	14	1	1:42.185	23.372	50.684	28.129	217.4	31:13.339
15	1	1:39.463	22.607	49.753	27.103	236.7	51:31.321	15	1	1:45.614	23.495	52.202	29.917	216.7	32:58.953
16	1	1:39.475	22.438	50.035	27.002	239.2	53:10.796	16	1	1:42.096	23.465	50.458	28.173	216.7	34:41.049
17	1	1:41.200	22.501	51.043	27.656	240.0	54:51.996	17	1	2:01.747	24.467	1:02.965	34.315	218.7	36:42.796
18	1	1:52.183 B	23.019	51.676	37.488	240.8	56:44.179	18	1	1:49.263	28.671	50.994	29.598	175.4	38:32.059
122 VORTEX 1.Lionel(JF) AMROUCHE VORTEX GPX															
1	1	5:34.492	4:06.235	59.291	28.966		5:34.492	1	1	1:42.118	23.549	50.434	28.135	216.7	16:09.331
2	1	1:44.751	23.898	52.622	28.231	235.9	7:19.243	2	1	1:42.185	23.372	50.684	28.129	217.4	31:13.339
3	1	1:41.682	23.044	51.171	27.467	237.5	9:00.925	3	1	1:42.115	23.562	50.518	28.035	218.7	29:31.154
4	1	1:39.957	22.807	50.147	27.003	237.5	10:40.882	4	1	1:42.185	23.372	50.684	28.129	217.4	31:13.339
5	1	1:38.823	22.546			238.3	12:19.705	5	1	1:45.614	23.495	52.202	29.917	216.7	32:58.953
6	1	1:37.839	22.443	48.972	26.424	236.7	13:57.544	6	1	1:42.096	23.465	50.458	28.173	216.7	34:41.049
7	1	1:46.633 B	22.128	49.222	35.283	238.3	15:44.177	7	1	2:01.747	24.467	1:02.965	34.315	218.7	36:42.796
8	1	8:18.796	6:59.917	51.776	27.103		24:02.973	8	1	1:49.263	28.671	50.994	29.598	175.4	38:32.059
9	1	1:38.676	22.297	49.397	26.982	240.0	25:41.649	9	1	1:48.823 B	23.605	50.684	34.534	218.0	40:20.882
10	1	1:39.375	22.274	50.292	26.809	240.8	27:21.024	10	1	7:18.068	5:43.527	1:03.722	30.819		47:38.950
11	1	1:37.417	22.461	48.690	26.266	239.2	28:58.441	11	1	1:44.240	23.854	51.250	29.136	214.7	49:23.190
12	1	1:44.151 B	22.128	49.123	32.900	240.8	30:42.592	12	1	1:42.600	23.957	50.277	28.366	216.0	51:05.790
13	1	8:10.624	6:53.778	50.370	26.476		38:53.216	13	1	1:56.702	24.819	56.660	35.223	217.4	53:02.492
14	1	1:37.891	22.379	48.660	26.852	239.2	40:31.107	14	1	2:06.440	24.628	1:07.419	34.393	216.7	55:08.932
15	1	1:46.263 B	22.222	49.047	34.994	240.0	42:17.370	15	1	1:42.146	23.551	50.346	28.249	216.7	56:51.078
16	1	3:04.022	1:46.455	50.962	26.605		45:21.392	16	1	1:41.292	23.419	49.962	27.911	216.7	58:32.370
17	1	1:36.969	22.117	48.626	26.226	238.3	46:58.361								
18	1	1:37.060	22.125	48.640	26.295	240.0	48:35.421								
19	1	1:36.955	22.030	48.263	26.662	239.2	50:12.376								
20	1	1:36.957	22.100	48.529	26.328	238.3	51:49.333								
21	1	1:36.324	21.920	48.012	26.392	239.2	53:25.657								
22	1	1:47.802 B	22.022	50.068	35.712	238.3	55:13.459								
124 GT CORSE RACING 1.Manuel BERTOLÍN BMW M4 GT4 EVO GT4															
1	1	3:26.231	1:47.169	1:04.577	34.485		3:26.231	1	1	1:42.118	23.549	50.434	28.135	216.7	16:09.331
2	1	2:00.244 B	28.289	54.043	37.912	164.6	5:26.475	2	1	1:42.185	23.372	50.684	28.129	217.4	31:13.339
3	1	3:50.875	2:29.543	51.896	29.436		9:17.350	3	1	1:42.115	23.562	50.518	28.035	218.7	29:31.154
4	1	1:43.549	24.019	51.042	28.488	212.0	11:00.899	4	1	1:42.185	23.372	50.684	28.129	217.4	31:13.339
5	1	1:42.423	23.709	50.581	28.133	214.0	12:43.322	5	1	1:45.614	23.495	52.202	29.917	216.7	32:58.953
6	1	1:43.891	23.586	51.947	28.358	215.3	14:27.213	6</							



Campeonato de España de GT-CET

ROUND 2 - VALENCIA

GT-CET-Test Oficial Previo

Sector Analysis

■ Personal Best
 ■ Session Best
 B Crossing the pit lane

Lap	D	Time	Sector 1	Sector 2	Sector 3	T.Spd	Elapsed	Lap	D	Time	Sector 1	Sector 2	Sector 3	T.Spd	Elapsed
1	1	7:38.276	B	6:04.314	55.175	38.787	7:38.276								
2	1	5:20.011		3:59.483	51.875	28.653	12:58.287								
3	1	1:41.863		22.950	50.526	28.387	234.3	14:40.150							
4	1	1:43.187		23.067	51.795	28.325	235.9	16:23.337							
5	1	1:44.545		23.828	53.319	27.398	235.9	18:07.882							
6	1	1:40.657		22.720	50.427	27.510	236.7	19:48.539							
7	1	1:40.710		22.865	49.975	27.870	236.7	21:29.249							
8	1	1:40.272		22.707			237.5	23:09.521							
9	1	1:41.716		22.870	51.005	27.841	237.5	24:51.237							
10	1	1:42.014		22.834	50.136	29.044	235.9	26:33.251							
11	1	1:40.743		22.901	50.329	27.513	236.7	28:13.994							
12	1	1:40.836		22.658	50.634	27.544	235.9	29:54.830							
13	1	1:49.245	B	22.704	52.324	34.217	235.9	31:44.075							
14	1	4:20.586		2:57.425	53.095	30.066		36:04.661							
15	1	1:40.725		22.783	50.641	27.301	234.3	37:45.386							
16	1	1:40.345		22.782	50.137	27.426	235.9	39:25.731							
17	1	1:43.281		22.818	52.941	27.522	240.8	41:09.012							
18	1	1:46.738	B	23.238	51.573	31.927	238.3	42:55.750							
19	1	4:57.083		3:35.773	51.343	29.967		47:52.833							
20	1	1:40.854		22.729	50.711	27.414	236.7	49:33.687							
21	1	1:39.940		22.759	50.027	27.154	236.7	51:13.627							
22	1	1:42.726		22.805	50.994	28.927	239.2	52:56.353							
23	1	1:41.322		23.001	50.838	27.483	236.7	54:37.675							
24	1	1:42.299		22.975			238.3	56:19.974							
25	1	1:40.430		23.104	49.982	27.344	238.3	58:00.404							
26	1	1:39.786		22.557			236.7	59:40.190							

140	MONTEIROS COMPETICOES 1. Antonio J.N. DA ROCHA	BMW M4 GT4 GT4
-----	--	-------------------

1	1	4:28.307	2:35.157	1:12.330	40.820		4:28.307	
2	1	2:10.151	30.166	1:04.405	35.580	208.8	6:38.458	
3	1	2:04.412	28.931	1:02.483	32.998	216.7	8:42.870	
4	1	1:58.148	27.001	58.843	32.304	218.7	10:41.018	
5	1	1:59.572	26.788			220.1	12:40.590	
6	1	2:09.172	B	27.852	1:01.688	39.632	220.1	14:49.762
7	1	4:25.062	2:51.689	1:00.253	33.120		19:14.824	
8	1	1:55.395	25.947	57.833	31.615	221.5	21:10.219	
9	1	1:56.081	26.450			220.1	23:06.300	
10	1	1:54.550	25.753	57.698	31.099	220.8	25:00.850	
11	1	1:52.938	25.594	56.689	30.655	220.8	26:53.788	
12	1	1:53.783	25.643	57.022	31.118	220.1	28:47.571	
13	1	1:53.540	25.525	56.904	31.111	222.3	30:41.111	
14	1	1:53.616	25.838	56.308	31.470	222.3	32:34.727	
15	1	1:53.514	25.626	57.083	30.805	222.3	34:28.241	
16	1	1:51.692	25.508	55.734	30.450	221.5	36:19.933	
17	1	1:50.898	25.336	55.321	30.241	222.3	38:10.831	
18	1	1:49.646	24.871	54.863	29.912	223.0	40:00.477	
19	1	2:02.994	B	25.522	57.310	40.162	223.7	42:03.471
20	1	5:21.220	3:52.774	57.170	31.276		47:24.691	
21	1	1:50.709	25.325	55.393	29.991	221.5	49:15.400	
22	1	1:50.313	25.063	54.930	30.320	223.7	51:05.713	
23	1	1:50.709	25.436	55.004	30.269	222.3	52:56.422	
24	1	1:50.411	25.712	54.380	30.319	223.7	54:46.833	
25	1	1:49.322	25.113	54.456	29.753	223.7	56:36.155	
26	1	2:00.565	B	25.063	55.192	40.310	222.3	58:36.720