

## Campeonato de España de GT-CET


### ROUND 2 - VALENCIA

### GT-CET - Entrenamientos Libres 1

## Sector Analysis

■ Personal Best    
 ■ Session Best    
 ■ Crossing the pit lane

Lap	D	Time	Sector 1	Sector 2	Sector 3	T.Spd	Elapsed	Lap	D	Time	Sector 1	Sector 2	Sector 3	T.Spd	Elapsed	
<b>3</b>	<b>MDTE RACING</b> 1.Luis CHILLIDA(JF)							MINI COOPER TC6								
	1	1	2:49.141	1:04.579	1:06.909	37.653		2:49.141	7	1	1:48.603	25.154	53.646	29.803	223.7	13:37.858
	2	1	2:32.545	B 30.980	1:15.175	46.390	174.1	5:21.686	8	1	1:47.921	25.116	52.941	29.864	222.3	15:25.779
	3	1	3:44.135	2:05.199	1:04.545	34.391		9:05.821	9	1	1:47.847	24.803	53.139	29.905	225.1	17:13.626
	4	1	2:03.019	28.599	59.961	34.459	181.4	11:08.840	10	1	1:57.143	B 25.044	56.824	35.275	223.7	19:10.769
	5	1	2:04.822	29.257	1:01.205	34.360	179.5	13:13.662	11	1	5:28.863	4:03.569	54.953	30.341		24:39.632
	6	1	2:01.773	28.019	59.636	34.118	180.5	15:15.435	12	1	1:51.826	25.288	55.632	30.906	225.9	26:31.458
	7	1	2:03.871	27.993	59.180	36.698	176.3	17:19.306	13	1	2:54.043	B 32.504	1:27.863	53.676	225.1	29:25.501
	8	1	2:05.177	28.013	1:01.389	35.775	180.5	19:24.483	14	1	3:24.181	2:00.550	53.779	29.852		32:49.682
	9	1	2:01.082	28.258	58.941	33.883	178.1	21:25.565	15	1	1:50.838	24.916	54.065	31.857	223.7	34:40.520
	10	1	2:00.588	27.572	58.960	34.056	179.1	23:26.153	16	1	1:50.010	24.914	54.115	30.981	225.1	36:30.530
	11	1	2:00.310	27.721	58.846	33.743	181.4	25:26.463	17	1	1:50.158	25.003	55.441	29.714	222.3	38:20.688
	12	1	2:23.740	B 29.049	1:07.033	47.658	178.1	27:50.203	18	1	1:57.264	25.203	1:01.817	30.244	223.7	40:17.952
	13	1	7:09.947	5:33.477	1:01.622	34.848		35:00.150	19	1	1:48.520	24.702	53.776	30.442	225.9	42:06.472
	14	1	2:04.150	27.894	1:01.867	34.389	179.1	37:04.300	20	1	1:47.286	24.611	53.373	29.302	225.9	43:53.758
	15	1	2:05.016	28.163	1:02.828	34.025	177.7	39:09.316	21	1	1:48.523	24.797	53.723	30.003	225.9	45:42.281
	16	1	2:01.336	27.871	59.639	33.826	180.0	41:10.652	22	1	1:48.924	25.059	53.673	30.192	225.1	47:31.205
	17	1	2:00.121	27.813	58.581	33.727	178.6	43:10.773	23	1	1:54.343	24.916	59.078	30.349	225.9	49:25.548
	18	1	2:08.432	30.066	1:03.802	34.564	177.2	45:19.205	24	1	2:00.676	B 24.865	55.846	39.965	225.1	51:26.224
	19	1	2:01.977	27.758	1:00.167	34.052	180.5	47:21.182								
	20	1	1:59.886	27.487	59.180	33.219	180.5	49:21.068								
21	1	2:00.256	27.449	59.567	33.240	180.9	51:21.324									
<b>8</b>	<b>RX PRO RACING</b> 1.Hugo LATORRE(Jr) 2.Guzmán MIGUÉLEZ(Jr)							PEUGEOT 308 RACING CUP TC2								
	1	1	2:17.570	48.852	55.648	33.070		2:17.570	1	1	3:30.776	1:25.793	1:21.961	43.022		3:30.776
	2	1	1:50.470	25.819	53.107	31.544	209.5	4:08.040	2	1	2:27.468	34.333	1:12.245	40.890		5:58.244
	3	1	1:56.217	24.566	54.138	37.513	209.5	6:04.257	3	1	2:35.513	B 31.264	1:08.929	55.320		8:33.757
	4	1	1:52.984	B 25.226	53.182	34.576	208.2	7:57.241	4	1	2:32.657	1:08.450	54.116	30.091		11:06.414
	5	1	3:13.901	1:49.261	54.877	29.763		11:11.142	5	1	1:46.985	25.020	52.395	29.570		12:53.399
	6	1	1:46.609	24.948	52.480	29.181	209.5	12:57.751	6	1	1:46.259	24.514	52.385	29.360	201.5	14:39.658
	7	1	1:47.874	24.964	52.798	30.112	208.8	14:45.625	7	1	1:46.244	24.499	52.261	29.484		16:25.902
	8	1	1:46.385	24.532	52.624	29.229	208.2	16:32.010	8	1	2:03.298	B 24.586	52.849	45.863		18:29.200
	9	1	1:46.893	24.754	52.751	29.388	208.2	18:18.903	9	1	4:42.231	3:12.168	58.864	31.199		23:11.431
	10	1	2:01.392	B 26.798	57.102	37.492	207.6	20:20.295	10	1	1:51.332	26.154	55.161	30.017		25:02.763
	11	1	3:50.937	2:27.116	54.205	29.616		24:11.232	11	1	2:03.937	B 25.532	55.200	43.205		27:06.700
	12	1	1:49.744	25.388	53.361	30.995	210.1	26:00.976	12	1	6:39.397	5:10.128	56.903	32.366		33:46.097
	13	1	1:47.874	24.964	52.798	30.112	208.8	14:45.625	13	1	1:51.004	25.694	55.157	30.153		35:37.101
	14	1	1:46.893	24.754	52.751	29.388	208.2	18:18.903	14	1	1:50.490	25.682	54.928	29.880		37:27.591
	15	1	2:01.392	B 26.798	57.102	37.492	207.6	20:20.295	15	1	1:49.690	25.808	53.977	29.905		39:17.281
	16	1	3:50.937	2:27.116	54.205	29.616		24:11.232	16	1	1:59.649	B 25.458	55.139	39.052	204.5	41:16.930
	17	1	1:49.744	25.388	53.361	30.995	210.1	26:00.976	17	1	3:19.180	1:45.886	59.625	33.669		44:36.110
	18	1	2:25.476	B 25.421	1:11.861	48.194	209.5	28:26.452	18	1	1:53.145	26.251	56.051	30.843	206.3	46:29.255
	19	1	5:30.527	4:07.456	53.500	29.571		33:56.979	19	1	1:51.628	25.486	54.521	31.621	206.3	48:20.883
	20	1	1:48.025	25.197	53.165	29.663	209.5	35:45.004	20	1	2:04.429	25.818	1:05.819	32.792	210.7	50:25.312
21	1	2:00.030	B 24.831	57.362	37.837	209.5	37:45.034									
22	1	4:56.933	3:33.623	53.743	29.567		42:41.967									
23	1	1:48.405	24.728	53.391	30.286	209.5	44:30.372									
24	1	1:48.991	24.829	54.665	29.497	212.0	46:19.363									
25	1	1:48.305	25.488	52.989	29.828	210.7	48:07.668									
26	1	1:48.106	24.745	53.615	29.746	208.8	49:55.774									
<b>9</b>	<b>HISPANO ALEMAN RACING TEAM</b> 1.Oscar APARICIO							BMW M2 CS RACING TC1								
	1	1	2:29.391	48.786	1:04.742	35.863		2:29.391								
	2	1	1:53.917	25.821	56.420	31.676	216.7	4:23.308								
	3	1	1:52.221	25.390	55.877	30.954	224.4	6:15.529								
	4	1	1:52.789	25.521	55.872	31.396	223.0	8:08.318								
	5	1	1:51.365	25.250	53.783	32.332	223.7	9:59.683								
	6	1	1:49.572	24.966	53.864	30.742	225.1	11:49.255								
<b>11</b>	<b>DRIVER'S ACADEMY</b> 1.Alvaro RODRIGUEZ 2.Roberto F. MORENO							PEUGEOT 308 CUP TC2								
	1	1	3:30.776	1:25.793	1:21.961	43.022		3:30.776	7	1	1:48.603	25.154	53.646	29.803	223.7	13:37.858
	2	1	2:27.468	34.333	1:12.245	40.890		5:58.244	8	1	1:47.921	25.116	52.941	29.864	222.3	15:25.779
	3	1	2:35.513	B 31.264	1:08.929	55.320		8:33.757	9	1	1:47.847	24.803	53.139	29.905	225.1	17:13.626
	4	1	2:32.657	1:08.450	54.116	30.091		11:06.414	10	1	1:57.143	B 25.044	56.824	35.275	223.7	19:10.769
	5	1	1:46.985	25.020	52.395	29.570		12:53.399	11	1	5:28.863	4:03.569	54.953	30.341		24:39.632
	6	1	1:46.259	24.514	52.385	29.360	201.5	14:39.658	12	1	1:51.826	25.288	55.632	30.906	225.9	26:31.458
	7	1	1:46.244	24.499	52.261	29.484		16:25.902	13	1	2:54.043	B 32.504	1:27.863	53.676	225.1	29:25.501
	8	1	2:03.298	B 24.586	52.849	45.863		18:29.200	14	1	3:24.181	2:00.550	53.779	29.852		32:49.682
	9	1	4:42.231	3:12.168	58.864	31.199		23:11.431	15	1	1:50.838	24.916	54.065	31.857	223.7	34:40.520
	10	1	1:51.332	26.154	55.161	30.017		25:02.763	16	1	1:50.010	24.914	54.115	30.981	225.1	36:30.530
	11	1	2:03.937	B 25.532	55.200	43.205		27:06.700	17	1	1:50.158	25.003	55.441	29.714	222.3	38:20.688
	12	1	6:39.397	5:10.128	56.903	32.366		33:46.097	18	1	1:57.264	25.203	1:01.817	30.244	223.7	40:17.952
	13	1	1:51.004	25.694	55.157	30.153		35:37.101	19	1	1:48.520	24.702	53.776	30.442	225.9	42:06.472
	14	1	1:50.490	25.682	54.928	29.880		37:27.591	20	1	1:47.286	24.611	53.373	29.302	225.9	43:53.758
	15	1	1:49.690	25.808	53.977	29.905		39:17.281	21	1	1:48.523	24.797	53.723	30.003	225.9	45:42.281
	16	1	1:59.649	B 25.458	55.139	39.052	204.5	41:16.930	22	1	1:48.924	25.059	53.673	30.192	225.1	47:31.205
	17	1	3:19.180	1:45.886	59.625	33.669		44:36.110	23	1	1:54.343	24.916	59.078	30.349	225.9	49:25.548
	18	1	1:53.145	26.251	56.051	30.843	206.3	46:29.255	24	1	2:00.676	B 24.865	55.846	39.965	225.1	51:26.224
	19	1	1:51.628	25.486	54.521	31.621	206.3	48:20.883								
	20	1	2:04.429	25.818	1:05.819	32.792	210.7	50:25.312</								




## Campeonato de España de GT-CET ROUND 2 - VALENCIA GT-CET - Entrenamientos Libres 1

### Sector Analysis

■ Personal Best    
 ■ Session Best    
 ■ Crossing the pit lane

Lap	D	Time	Sector 1	Sector 2	Sector 3	T.Spd	Elapsed	Lap	D	Time	Sector 1	Sector 2	Sector 3	T.Spd	Elapsed
14	1	2:23.823	30.422	1:17.341	36.060	167.4	49:01.546	6	1	2:00.731	28.354	58.838	33.539	173.2	13:04.815
15	1	2:10.084	29.628	1:04.849	35.607	165.8	51:11.630	7	1	2:00.232	27.671	58.734	33.827	175.0	15:05.047
<b>13</b>		<b>TEAM VRT</b>					RENAULT CLIO CUP IV								
		1.Oscar VERGARA					TC4								
1	1	2:46.411	1:00.305	1:08.962	37.144		2:46.411	8	1	2:05.908	28.229	59.325	38.354	175.9	17:10.955
2	1	2:16.056	30.784	1:03.183	42.089	173.2	5:02.467	9	1	3:03.253	1:29.805	59.589	33.859		20:14.208
3	1	3:06.220	1:31.030	1:01.948	33.242		8:08.687	10	1	2:00.936	28.035	58.881	34.020	174.1	22:15.144
4	1	2:00.485	27.967	58.453	34.065	187.3	10:09.172	11	1	2:02.109	27.880	1:00.701	33.528	175.0	24:17.253
5	1	1:58.378	27.828	57.800	32.750	187.8	12:07.550	12	1	2:00.232	28.186	58.389	33.657	173.7	26:17.485
6	1	1:57.368	27.139	57.276	32.953	188.3	14:04.918	13	1	2:56.676	29.001	1:30.005	57.670	167.4	29:14.161
7	1	1:55.726	26.987	56.724	32.015	188.3	16:00.644	14	1	4:23.451	2:48.690	1:01.086	33.675		33:37.612
8	1	1:57.291	26.846	58.221	32.224	186.8	17:57.935	15	1	2:02.675	29.451	59.855	33.369	178.6	35:40.287
9	1	2:01.818	27.887	56.514	37.417	186.8	19:59.753	16	1	2:02.513	28.580	59.710	34.223	175.4	37:42.800
10	1	7:04.896	5:23.115	59.488	42.293		27:04.649	17	1	2:03.002	28.772	1:00.379	33.851	172.4	39:45.802
11	1	6:03.162	4:32.936	58.004	32.222		33:07.811	18	1	2:00.857	28.413	59.168	33.276	173.7	41:46.659
12	1	1:55.980	27.163	56.830	31.987	186.3	35:03.791	19	1	2:06.461	28.348	1:03.908	34.205	174.5	43:53.120
13	1	1:56.126	26.670	56.641	32.815	187.8	36:59.917	20	1	2:01.051	28.137	59.670	33.244	179.5	45:54.171
14	1	1:56.028	26.535	57.713	31.780	187.3	38:55.945	21	1	2:01.427	28.400	59.271	33.756	175.0	47:55.598
15	1	1:55.365	26.578	56.629	32.158	187.3	40:51.310	22	1	2:01.216	28.141	59.400	33.675	172.8	49:56.814
16	1	1:55.611	26.509	56.967	32.135	188.3	42:46.921	23	1	2:01.439	28.436	59.518	33.485	171.9	51:58.253
17	1	1:55.783	26.546	56.520	32.717	188.3	44:42.704								
18	1	1:55.619	26.549	56.873	32.197	189.9	46:38.323								
19	1	1:54.833	26.305	56.598	31.930	191.5	48:33.156								
20	1	1:55.423	26.598	56.501	32.324	188.9	50:28.579								
<b>20</b>		<b>BALBOR MOTORSPORT</b>					RENAUL CLIO CUP IV								
		1.Marcos GARCIA					TC4								
1	1	3:11.688	1:22.795	1:09.814	39.079		3:11.688								
2	1	2:10.950	37.785	58.933	34.232	124.8	5:22.638								
3	1	1:58.120	27.090	57.756	33.274	189.9	7:20.758								
4	1	1:57.879	27.238	58.031	32.610	188.3	9:18.637								
5	1	1:57.939	27.610	57.846	32.483	189.4	11:16.576								
6	1	2:05.500	26.996	58.245	40.259	188.9	13:22.076								
7	1	4:41.223	2:59.915	1:08.324	32.984		18:03.299								
8	1	1:56.734	27.259	57.223	32.252	187.3	20:00.033								
9	1	1:56.401	26.802	57.432	32.167	189.4	21:56.434								
10	1	1:56.801	26.950	57.844	32.007	189.4	23:53.235								
11	1	1:57.244	27.156	57.557	32.531	189.9	25:50.479								
12	1	2:29.236	27.394	1:12.175	49.667	189.9	28:19.715								
13	1	6:16.395	4:40.898	1:00.744	34.753		34:36.110								
14	1	1:56.526	26.790	57.624	32.112	188.3	36:32.636								
15	1	1:55.910	26.664	57.067	32.179	190.4	38:28.546								
16	1	1:57.070	26.922	57.925	32.223	187.8	40:25.616								
17	1	2:07.017	28.285	1:04.839	33.893	190.4	42:32.633								
18	1	2:00.903	26.408	57.398	37.097	189.4	44:33.536								
19	1	1:55.512	26.518	57.128	31.866	189.9	46:29.048								
20	1	1:55.673	26.763	57.159	31.751	188.9	48:24.721								
21	1	1:56.006	26.797	56.992	32.217	189.9	50:20.727								
<b>21</b>		<b>HISPANO ALEMAN RACING TEAM</b>					MINI COOPER								
		1.Nahuel D. POZZUTO					TC6								
		2.Marcos POZZUTO(Jr)													
1	1	2:50.582	1:05.151	1:08.174	37.257		2:50.582								
2	1	2:08.364	30.168	1:03.098	35.098	172.4	4:58.946								
3	1	2:01.704	27.966	59.580	34.158	176.8	7:00.650								
4	1	2:01.757	27.852	59.764	34.141	175.9	9:02.407								
5	1	2:01.677	28.287	59.385	34.005	175.0	11:04.084								
<b>24</b>		<b>HISPANO ALEMAN RACING TEAM</b>					MINI COOPER								
		1.Catalin NICULAI					TC6								
		2.Francisco BRACO													
1	1	2:32.531	48.183	1:08.796	35.552		2:32.531								
2	1	2:05.459	29.569	1:01.226	34.664	177.2	4:37.990								
3	1	2:02.452	29.005	59.492	33.955	175.0	6:40.442								
4	1	2:03.134	28.159	59.085	35.890	176.3	8:43.576								
5	1	2:01.544	28.465	59.193	33.886	176.3	10:45.120								
6	1	2:01.886	28.166	58.850	34.870	175.4	12:47.006								
7	1	2:02.048	28.159	59.064	34.825	177.2	14:49.054								
8	1	2:01.111	27.990	59.746	33.375	178.1	16:50.165								
9	1	2:00.548	27.673	59.115	33.760	175.4	18:50.713								
10	1	2:00.975	27.848	59.239	33.888	175.0	20:51.688								
11	1	2:01.039	28.084	59.324	33.631	175.9	22:52.727								
12	1	2:01.592	27.970	59.662	33.960	172.8	24:54.319								
13	1	6:06.831	27.869	4:51.893	47.069	177.2	31:01.150								
14	1	6:35.034	4:57.160	1:03.065	34.809		37:36.184								
15	1	2:03.303	28.826	1:00.430	34.047	175.4	39:39.487								
16	1	2:02.242	28.419	59.594	34.229	178.1	41:41.729								
17	1	2:02.603	28.138	1:00.827	33.638	175.4	43:44.332								
18	1	2:02.724	28.163	1:00.452	34.109	173.7	45:47.056								
19	1	2:02.153	28.084	59.727	34.342	176.8	47:49.209								
20	1	2:09.978	28.370	1:00.139	41.469	173.7	49:59.187								
<b>25</b>		<b>E2P</b>					BMW M2 CS RACING								
		1.Pablo CARREGAL					TC1								
1	1	1:59.629	34.410	55.554	29.665		1:59.629								
2	1	1:46.341	24.394	52.988	28.959	220.8	3:45.970								
3	1	1:55.945	24.232	1:02.635	29.078	221.5	5:41.915								
4	1	1:46.026	23.961	53.102	28.963	224.4	7:27.941								
5	1	1:45.196	24.026	52.447	28.723	225.9	9:13.137								
6	1	1:45.646	24.111	52.602	28.933	225.9	10:58.783								
7	1	1:45.874	24.084	52.351	29.439	225.1	12:44.657								
8	1	1:45.508	24.065	52.478	28.965	225.1	14:30.165								
9	1	1:55.067	24.019	52.667	38.381	225.9	16:25.232								
10	1	5:24.151	3:51.562	55.758	36.831		21:49.383								
11	1	6:15.768	4:29.982	58.509	47.277		28:05.151								
12	1	8:14.182	6:49.769	54.855	29.558		36:19.333								
13	1	2:18.017	30.787	1:17.500	29.730	164.2	38:37.350								




## Campeonato de España de GT-CET ROUND 2 - VALENCIA GT-CET - Entrenamientos Libres 1

### Sector Analysis

■ Personal Best    
 ■ Session Best    
 ■ Crossing the pit lane

Lap	D	Time	Sector 1	Sector 2	Sector 3	T.Spd	Elapsed	Lap	D	Time	Sector 1	Sector 2	Sector 3	T.Spd	Elapsed
<b>30</b> <b>E2P</b> <b>1.Oliver SALAZAR</b> <b>BMW M2 CS RACING</b> <b>TC1</b>															
1	1	2:15.660	39.899	1:02.478	33.283		2:15.660								
2	1	1:58.428	27.259	59.547	31.622	216.0	4:14.088								
3	1	2:00.550 <b>B</b>	26.067	58.017	36.466	218.0	6:14.638								
4	1	3:54.094	1:53.140	1:15.674	45.280		10:08.732								
5	1	1:58.286	30.767	56.724	30.795	145.8	12:07.018								
6	1	1:49.394	25.374	54.055	29.965	220.8	13:56.412								
7	1	<b>1:48.287</b>	25.050	53.783	<b>29.454</b>	222.3	15:44.699								
8	1	1:48.846	24.705	54.298	29.843	222.3	17:33.545								
9	1	1:48.386	<b>24.651</b>	53.642	30.093	222.3	19:21.931								
10	1	1:48.393	24.826	<b>53.503</b>	30.064	219.4	21:10.324								
11	1	2:16.696	25.105	1:16.626	34.965	220.1	23:27.020								
12	1	1:49.661	24.774	54.568	30.319	218.7	25:16.681								
13	1	2:09.070 <b>B</b>	25.457	55.363	48.250	220.8	27:25.751								
14	1	6:01.723	4:33.338	57.842	30.543		33:27.474								
15	1	1:49.740	24.989	54.649	30.102	220.8	35:17.214								
16	1	1:49.887	25.428	54.569	29.890	219.4	37:07.101								
17	1	1:50.550	25.211	55.317	30.022	221.5	38:57.651								
18	1	1:50.656	25.415	55.282	29.959	223.0	40:48.307								
19	1	1:48.761	25.073	54.099	29.589	222.3	42:37.068								
20	1	1:52.483	25.184	54.926	32.373	222.3	44:29.551								
21	1	1:50.270	25.218	54.571	30.481	219.4	46:19.821								
22	1	1:50.180	25.539	54.442	30.199	220.1	48:10.001								
23	1	2:39.914 <b>B</b>	30.796	1:13.802	55.316	182.9	50:49.915								
<b>41</b> <b>DRIVER'S ACADEMY</b> <b>1.Carlos CORTÉS</b> <b>RENAULT CLIO CUP V</b> <b>TC5</b>															
2.Alvaro RODRIGUEZ															
1	1	3:31.855	1:27.146	1:22.016	42.693		3:31.855								
2	1	2:27.399	34.668	1:12.416	40.315	132.9	5:59.254								
3	1	2:36.774 <b>B</b>	32.323	1:09.232	55.219	167.4	8:36.028								
4	1	2:53.895	1:12.153	1:05.087	36.655		11:29.923								
5	1	2:18.573 <b>B</b>	30.144	1:03.078	45.351	179.1	13:48.496								
6	1	3:53.756	2:14.912	1:03.813	35.031		17:42.252								
7	1	2:04.813	28.948	1:01.137	34.728	180.9	19:47.065								
8	1	2:04.531	28.962	1:00.700	34.869	180.9	21:51.596								
9	1	2:06.424	28.674	1:02.427	35.323	180.5	23:58.020								
10	1	2:05.562	28.440	1:02.671	34.451	182.9	26:03.582								
11	1	2:35.939 <b>B</b>	27.976	1:12.648	55.315	184.8	28:39.521								
12	1	5:06.656	3:32.726	1:00.520	33.410		33:46.177								
13	1	2:02.519	27.908	1:00.739	33.872		35:48.696								
14	1	2:00.137	27.851	58.740	33.546	185.3	37:48.833								
15	1	1:59.933	27.436	59.198	33.299	183.8	39:48.766								
16	1	2:14.150 <b>B</b>	27.747	1:01.427	44.976		42:02.916								
17	1	3:44.002	2:12.537	58.957	32.508		45:46.918								
18	1	1:56.296	27.069	57.012	32.215	185.3	47:43.214								
19	1	<b>1:55.786</b>	<b>26.823</b>	<b>56.814</b>	<b>32.149</b>	184.8	49:39.000								
20	1	1:56.174	26.853	57.160	32.161	184.3	51:35.174								
<b>111</b> <b>DAGO</b> <b>GINETTA G56</b>															
1.Pablo YEREGUI <b>GPX</b>															
2.Daniel CARRETERO															
1	1	2:23.007	1:00.922	51.886	30.199		2:23.007								
2	1	1:41.805	23.033	51.042	27.730	226.6	4:04.812								
3	1	1:39.282	<b>22.644</b>	49.368	27.270	226.6	5:44.094								
4	1	1:39.702	22.686	49.993	<b>27.023</b>	228.1	7:23.796								
5	1	<b>1:38.911</b>	22.761	<b>48.807</b>	27.343	228.1	9:02.707								
6	1	1:44.460 <b>B</b>	22.855	49.060	32.545	225.9	10:47.167								
7	1	3:19.990	2:02.719	50.004	27.267		14:07.157								
8	1	1:39.551	23.374	49.039	27.138	229.6	15:46.708								
9	1	1:39.975	22.908	49.652	27.415	228.1	17:26.683								
10	1	1:58.974 <b>B</b>	26.475	53.938	38.561	224.4	19:25.657								
11	1	4:18.387	2:55.200	54.262	28.925		23:44.044								
12	1	1:45.321	24.322	52.475	28.524	222.3	25:29.365								
13	1	2:06.625 <b>B</b>	24.810	53.185	48.630	227.4	27:35.990								
14	1	9:20.714	7:54.934	56.600	29.180		36:56.704								
15	1	1:44.905	24.004	52.029	28.872	225.9	38:41.609								
16	1	2:21.636	24.019	1:27.627	29.990	228.9	41:03.245								
17	1	1:45.169	24.229	52.358	28.582	225.9	42:48.414								
18	1	1:51.491	25.369	56.265	29.857	226.6	44:39.905								
19	1	1:49.525	25.044	54.452	30.029	225.1	46:29.430								
20	1	1:47.663	24.543	53.771	29.349	225.1	48:17.093								
21	1	2:18.128	24.517	1:22.602	31.009	225.1	50:35.221								
<b>119</b> <b>PROMOTION MOTORSPORT</b> <b>BMW M4 GT4</b>															
1.JM SMÖRG <b>GT4</b>															
2.Francisco J. MACIAS															
1	1	3:22.303	1:47.327	1:02.091	32.885		3:22.303								
2	1	1:52.138	25.924	56.804	29.410	211.4	5:14.441								
3	1	1:45.336	24.249	52.230	28.857	215.3	6:59.777								
4	1	1:45.057	24.430	51.973	28.654	215.3	8:44.834								
5	1	1:46.715	24.325	52.669	29.721	218.7	10:31.549								
6	1	1:44.040	23.889	51.553	28.598	218.0	12:15.589								
7	1	1:52.292 <b>B</b>	23.835	52.393	36.064	218.7	14:07.881								
8	1	3:51.340	2:27.363	54.040	29.937		17:59.221								
9	1	1:48.087	25.894	53.003	29.190	219.4	19:47.308								
10	1	1:48.405	24.661	53.487	30.257	217.4	21:35.713								
11	1	1:50.128	24.573	54.543	31.012	217.4	23:25.841								
12	1	1:46.152	24.519	52.173	29.460	217.4	25:11.993								
13	1	1:58.763 <b>B</b>	24.304	52.610	41.849	218.7	27:10.756								
14	1	7:05.892	5:39.075	57.392	29.425		34:16.648								
15	1	1:45.282	24.163	52.168	28.951	216.0	36:01.930								
16	1	1:45.146	23.897	51.650	29.599	216.7	37:47.076								
17	1	1:47.597	24.906	53.212	29.479	216.0	39:34.673								
18	1	1:44.194	24.058	51.473	28.663	216.7	41:18.867								
19	1	<b>1:43.757</b>	23.875	<b>51.342</b>	<b>28.540</b>	217.4	43:02.624								
20	1	1:44.338	<b>23.761</b>	51.370	29.207	218.7	44:46.962								
21	1	1:46.272	23.771	52.721	29.780	220.1	46:33.234								
22	1	1:45.636	23.820	52.382	29.434	219.4	48:18.870								
<b>120</b> <b>VORTEX</b> <b>VORTEX</b>															
1.Stéphane BARRET <b>GPX</b>															
2.Stephane GERVAIS(JF)															
1	1	2:16.884	41.560	1:02.349	32.975		2:16.884								
2	1	1:58.482	27.404	59.617	31.461	219.4	4:15.366								
3	1	1:55.787	25.788	58.761	31.238	227.4	6:11.153								
4	1	1:52.084	24.942	56.184	30.958	226.6	8:03.237								
5	1	1:53.964	25.292	57.123	31.549	226.6	9:57.201								




## Campeonato de España de GT-CET ROUND 2 - VALENCIA GT-CET - Entrenamientos Libres 1

### Sector Analysis

■ Personal Best    
 ■ Session Best    
 ■ Crossing the pit lane

Lap	D	Time	Sector 1	Sector 2	Sector 3	T.Spd	Elapsed	Lap	D	Time	Sector 1	Sector 2	Sector 3	T.Spd	Elapsed
<b>121</b> <b>VORTEX</b> VORTEX 2.0 1.Evan MAINIER(Jr) GPX 2.Paul A. PALLOT(Jr)															
6	1	1:52.762	25.038	55.950	31.774	224.4	11:49.963	11	1	2:18.744	1:01.526	50.126	27.092		37:00.223
7	1	1:51.400	25.229	55.664	30.507	224.4	13:41.363	12	1	1:39.053	22.240	49.536	27.277	238.3	38:39.276
8	1	1:50.864	24.553	56.192	30.119	227.4	15:32.227	13	1	1:37.846	22.347	48.430	27.069	240.0	40:17.122
9	1	1:51.731	24.718	55.929	31.084	233.5	17:23.958	14	1	1:37.546	22.200	48.662	26.684	237.5	41:54.668
10	1	1:52.552	24.948	56.872	30.732	227.4	19:16.510	15	1	1:38.336	22.303	49.446	26.587	241.7	43:33.004
11	1	1:51.739	25.172	56.082	30.485	228.9	21:08.249	16	1	1:37.668	22.211	48.814	26.643	238.3	45:10.672
12	1	1:51.468	25.005	55.888	30.575	231.2	22:59.717	17	1	1:53.241	22.191	1:04.197	26.853	239.2	47:03.913
13	1	2:03.456	24.919	57.217	41.320	226.6	25:03.173	18	1	1:37.255	21.989	48.764	26.502	240.8	48:41.168
14	1	8:09.983	6:39.996	58.390	31.597		33:13.156	19	1	1:38.498	22.000	49.226	27.272	239.2	50:19.666
15	1	1:50.384	25.056	55.290	30.038	223.0	35:03.540								
16	1	1:50.385	25.247	55.791	29.347	229.6	36:53.925								
17	1	1:46.718	24.499	53.213	29.006	228.9	38:40.643								
18	1	1:46.174	24.345	52.833	28.996	231.2	40:26.817								
19	1	1:47.981	24.383	53.999	29.599	231.9	42:14.798								
20	1	2:08.454	23.849	53.819	50.786	230.4	44:23.252								
21	1	1:52.874	27.540	55.977	29.357	203.9	46:16.126								
22	1	1:47.756	24.293	53.583	29.880	231.2	48:03.882								
23	1	1:49.033	24.098	55.389	29.546	231.9	49:52.915								
24	1	1:49.728	25.038	54.410	30.280	231.2	51:42.643								
<b>122</b> <b>VORTEX</b> VORTEX GPX 1.Lione(JF) AMROUCHE															
1	1	14:10.461	...	56.412	27.708		14:10.461								
2	1	1:39.789	22.909	50.058	26.822	236.7	15:50.250								
3	1	1:39.250	22.310	50.234	26.706	238.3	17:29.500								
4	1	1:39.465	22.367	50.184	26.914	239.2	19:08.965								
5	1	1:37.925	22.272	48.955	26.698	236.7	20:46.890								
6	1	1:37.454	22.195	48.650	26.609	239.2	22:24.344								
7	1	1:38.252	21.915	49.671	26.666	239.2	24:02.596								
8	1	1:47.007	22.072	49.538	35.397	240.0	25:49.603								
9	1	7:09.425	5:50.414	51.521	27.490		32:59.028								
10	1	1:42.451	22.240	48.319	31.892	239.2	34:41.479								
<b>123</b> <b>ESCUADERIA FARAON</b> PORSCHE 992 GT3 CUP 1.Agustin SANABRIA GT CUP 2.Pablo BRAS															
1	1	2:21.628	54.077	57.835	29.716		2:21.628								
2	1	1:45.568	24.006	52.568	28.994	214.7	4:07.196								
3	1	1:43.516	23.661	50.641	29.214	216.0	5:50.712								
4	1	1:41.885	23.573	50.310	28.002	216.7	7:32.597								
5	1	1:44.123	23.447	50.619	30.057	216.7	9:16.720								
6	1	2:06.251	28.242	58.524	39.485	215.3	11:22.971								
7	1	3:53.595	2:30.832	54.249	28.514		15:16.566								
8	1	1:45.062	24.123	50.906	30.033	216.7	17:01.628								
9	1	1:43.842	23.490	51.971	28.381	216.0	18:45.470								
10	1	1:42.285	23.545	50.657	28.083	216.7	20:27.755								
11	1	1:42.570	23.388	50.666	28.516	216.7	22:10.325								
12	1	1:42.832	23.674	50.435	28.723	216.0	23:53.157								
13	1	2:02.095	25.028	57.456	39.611	217.4	25:55.252								
14	1	7:09.218	5:41.954	57.932	29.332		33:04.470								
15	1	1:43.010	23.709	51.066	28.235	216.0	34:47.480								
16	1	1:50.402	23.416	50.168	36.818	216.7	36:37.882								
<b>125</b> <b>PCR SPORT</b> PORSCHE 992 GT3 CUP 1.Lorenzo MENDIETA(JF) GT CUP															
1	1	6:23.187	4:38.743	1:08.296	36.148		6:23.187								
2	1	1:59.268	28.530	59.519	31.219	193.1	8:22.455								
3	1	1:47.308	24.215	53.218	29.875	221.5	10:09.763								
4	1	1:52.538	26.381	55.981	30.176	214.7	12:02.301								
5	1	1:43.257	23.413	52.057	27.787	231.9	13:45.558								
6	1	1:46.823	22.979	54.093	29.751	236.7	15:32.381								
7	1	1:43.862	23.482	51.544	28.836	235.9	17:16.243								
8	1	1:41.804	22.932	51.205	27.667	236.7	18:58.047								
9	1	1:42.815	23.681	51.479	27.655	235.9	20:40.862								
10	1	1:41.560	22.992	51.074	27.494	235.9	22:22.422								
11	1	1:42.100	23.207	51.646	27.247	235.1	24:04.522								
12	1	1:44.368	22.896	51.692	29.780	237.5	25:48.890								
13	1	2:02.129	23.108	58.671	40.350	234.3	27:51.019								
14	1	5:33.716	4:12.436	53.391	27.889		33:24.735								
15	1	1:41.617	23.241	50.822	27.554	235.1	35:06.352								
16	1	1:43.321	23.176	52.794	27.351	237.5	36:49.673								
17	1	1:40.494	22.883	50.211	27.400	235.9	38:30.167								
18	1	1:40.880	22.846	50.859	27.175	237.5	40:11.047								
19	1	1:43.433	22.646	51.081	29.706	235.9	41:54.480								
20	1	1:47.886	23.314	51.501	33.071	236.7	43:42.366								
21	1	3:39.626	2:14.951	56.651	28.024		47:21.992								
22	1	1:41.432	23.058	50.851	27.523	235.9	49:03.424								
23	1	1:40.956	23.010	50.576	27.370	238.3	50:44.380								



## Campeonato de España de GT-CET

### ROUND 2 - VALENCIA

### GT-CET - Entrenamientos Libres 1

## Sector Analysis

■ Personal Best    
 ■ Session Best    
 B Crossing the pit lane

Lap	D	Time	Sector 1	Sector 2	Sector 3	T.Spd	Elapsed	Lap	D	Time	Sector 1	Sector 2	Sector 3	T.Spd	Elapsed
1	1	18:56.262	...	52.765	27.723		18:56.262								
2	1	1:43.414	24.406	51.232	27.776	235.1	20:39.676								
3	1	1:53.807 <b>B</b>	23.131	52.717	37.959	235.9	22:33.483								

139

**ESCUDERIA FARAON**  
 1.Pedro M. LOIRINHO  
 2.Jose VELASCO

MERCEDES AMG GT4  
 GPX

1	1	23:06.234	...	54.767	29.023		23:06.234
2	1	1:46.086	24.004	52.222	29.860	229.6	24:52.320
3	1	2:16.354 <b>B</b>	23.930	1:07.931	44.493	229.6	27:08.674
4	1	8:17.313	6:55.852	52.324	29.137		35:25.987
5	1	1:45.057	24.208	51.318	29.531	228.1	37:11.044
6	1	1:45.087	23.417	53.356	28.314	230.4	38:56.131
7	1	1:42.889	23.523	51.171	28.195	229.6	40:39.020
8	1	1:43.382	23.338	51.824	28.220	229.6	42:22.402
9	1	1:52.660	23.578	51.433	37.649	230.4	44:15.062
10	1	1:42.800	23.560	50.894	28.346	230.4	45:57.862
11	1	1:52.508	26.495	57.543	28.470	231.2	47:50.370
12	1	2:33.282 <b>B</b>	24.058	1:25.411	43.813	231.2	50:23.652

140

**MONTEIROS COMPETICOES**  
 1.Antonio J.N. DA ROCHA

BMW M4 GT4  
 GT4

1	1	3:16.152	1:27.732	1:12.643	35.777		3:16.152
2	1	2:04.851	29.050	1:02.854	32.947	211.4	5:21.003
3	1	1:58.389	26.855	59.290	32.244	220.1	7:19.392
4	1	1:57.014	27.072	58.555	31.387	218.7	9:16.406
5	1	1:58.021	27.231	58.838	31.952	220.8	11:14.427
6	1	1:55.225	26.285	57.424	31.516	220.8	13:09.652
7	1	1:57.548	26.994	58.753	31.801	221.5	15:07.200
8	1	1:55.256	26.760	57.381	31.115	222.3	17:02.456
9	1	1:53.108	25.491	56.538	31.079	222.3	18:55.564
10	1	1:56.653	26.256	58.517	31.880	223.0	20:52.217
11	1	1:53.872	26.114	57.026	30.732	220.8	22:46.089
12	1	1:52.960	26.295	56.135	30.530	220.8	24:39.049
13	1	1:51.878	25.571	55.732	30.575	221.5	26:30.927
14	1	2:50.624 <b>B</b>	31.205	1:27.017	52.402	222.3	29:21.551
15	1	5:00.618	3:24.059	1:04.594	31.965		34:22.169
16	1	1:55.170	26.261	57.511	31.398	221.5	36:17.339
17	1	1:53.132	25.893	56.370	30.869	222.3	38:10.471
18	1	1:51.709	25.549	55.495	30.665	222.3	40:02.180
19	1	1:52.445	25.172	56.488	30.785	222.3	41:54.625
20	1	1:50.661	25.062	55.478	30.121	221.5	43:45.286
21	1	1:50.954	25.262	55.264	30.428	223.7	45:36.240
22	1	1:51.438	25.201	55.543	30.694	222.3	47:27.678