


## Campeonato de España de GT-CET ROUND 2 - VALENCIA Carrera 2

### Sector Analysis

■ Personal Best    
 ■ Session Best    
 ■ Crossing the pit lane

Lap	D	Time	Sector 1	Sector 2	Sector 3	T.Spd	Elapsed	Lap	D	Time	Sector 1	Sector 2	Sector 3	T.Spd	Elapsed
<b>15</b> UCAV RACING BMW M2 CS RACING TC1															
1.Asier GOROSTIZA(JF)															
2.Sacha HEBRARD															
1	2	2:02.197	32.446	59.928	29.823		2:02.197	1	2	2:13.926	43.340	57.222	33.364		43:14.342
2	2	1:48.469	25.399	52.966	30.104	226.6	3:50.666	20	1	1:56.408	27.216	56.955	32.237	188.9	45:10.750
3	2	1:45.665	24.113	52.570	28.982	227.4	5:36.331	21	1	1:56.887	27.063	57.739	32.085	191.5	47:07.637
4	2	1:58.027	23.992	58.424	35.611	227.4	7:34.358	22	1	1:58.880	26.858	58.822	33.200	187.8	49:06.517
5	2	2:56.637	24.924	1:24.038	1:07.675	219.4	10:30.995	23	1	1:59.783	27.649	58.155	33.979	188.3	51:06.300
6	2	3:19.479	59.348	1:33.611	46.520	63.6	13:50.474	<b>21</b> HISPANO ALEMAN RACING TEAM MINI COOPER TC6							
7	2	1:45.283	24.585	51.964	28.734	225.1	15:35.757	1.Nahuel D. POZZUTO							
8	2	1:45.100	23.933	52.163	29.004	225.1	17:20.857	2.Marcos POZZUTO(Jr)							
9	2	1:45.128	24.064	51.703	29.361	223.7	19:05.985	1	2	2:19.732	40.900	1:03.625	35.207		2:19.732
10	2	1:46.047	24.333	52.456	29.258	223.7	20:52.032	2	2	2:06.287	29.428	1:01.971	34.888	182.9	4:26.019
11	2	1:45.608	24.145	52.021	29.442	223.7	22:37.640	3	2	2:11.262	29.280	1:07.055	34.927	181.4	6:37.281
12	2	1:46.463	24.260	53.156	29.047	222.3	24:24.103	4	2	2:06.186	29.301	1:02.252	34.633	181.4	8:43.467
13	2	1:51.525	24.179	52.564	34.782	223.7	26:15.628	5	2	2:03.957	28.576	1:00.611	34.770	181.4	10:47.424
<b>20</b> BALBOR MOTORSPORT RENAUL CLIO CUP IV TC4															
1.Marcos GARCIA															
1	1	2:16.199	36.511	1:04.913	34.775		2:16.199	6	2	3:15.744	58.375	1:31.636	45.733	62.9	14:03.168
2	1	2:00.135	27.764	59.520	32.851	189.4	4:16.334	7	2	2:00.171	27.843	58.683	33.645	185.8	16:03.339
3	1	1:58.254	27.954	58.408	31.892	190.4	6:14.588	8	2	2:00.413	27.596	58.841	33.976	182.9	18:03.752
4	1	2:04.099	27.567	1:01.741	34.791	191.5	8:18.687	9	2	2:01.158	28.256	58.816	34.086	175.4	20:04.910
5	1	2:23.540	28.616	59.743	55.181	186.3	10:42.227	10	2	1:59.925	27.688	58.962	33.275	182.9	22:04.835
6	1	3:17.204	59.882	1:32.437	44.885	50.5	13:59.431	11	2	1:59.717	27.884	58.505	33.328	182.9	24:04.552
7	1	1:57.637	28.264	57.204	32.169	187.3	15:57.068	12	2	2:06.738	29.239	59.464	38.035	183.3	26:11.290
8	1	1:56.281	26.859	57.019	32.403	187.8	17:53.349	13	1	3:27.497	1:54.237	59.562	33.698		29:38.787
9	1	1:55.334	26.923	56.319	32.092	187.3	19:48.683	14	1	2:06.144	28.000	1:02.774	35.370	181.9	31:44.931
10	1	1:55.128	26.679	56.506	31.943	187.8	21:43.811	15	1	2:30.137	29.670	1:03.838	56.629	178.1	34:15.068
11	1	2:00.209	26.867	56.788	36.554	188.9	23:44.020	16	1	2:49.680	46.582	1:23.082	40.016	73.7	37:04.748
12	1	3:21.287	1:51.937	57.428	31.922		27:05.307	17	1	2:11.930	29.386	1:05.356	37.188	182.4	39:16.678
13	1	1:55.839	27.048	56.631	32.160	187.3	29:01.146	18	1	2:00.799	28.024	59.325	33.450	180.9	41:17.477
14	1	1:57.844	26.694	57.402	33.748	190.4	30:58.990	19	1	2:00.729	27.905	59.139	33.685	180.9	43:18.206
15	1	3:12.070	27.678	1:41.269	1:03.123	187.8	34:11.060	20	1	2:01.272	27.745	59.482	34.045	180.9	45:19.478
16	1	2:50.522	46.497	1:24.103	39.922	72.2	37:01.582	21	1	2:02.041	27.730	1:00.417	33.894	179.5	47:21.519
17	1	1:57.360	26.854	58.400	32.106	190.4	38:58.942	22	1	2:01.211	28.044	59.658	33.509	179.1	49:22.730
18	1	2:01.474	27.403	56.985	37.086	188.9	41:00.416	23	1	2:02.886	27.946	1:00.409	34.531	180.0	51:25.616
<b>24</b> HISPANO ALEMAN RACING TEAM MINI COOPER TC6															
1.Francisco BRACO															
2.Catalin NICULAI															
1	2	2:17.710	38.794	1:03.321	35.595		2:17.710	1	2	2:17.710	38.794	1:03.321	35.595		2:17.710
2	2	2:02.897	27.933	1:00.450	34.514	180.9	4:20.607	2	2	2:02.897	27.933	1:00.450	34.514	180.9	4:20.607
3	2	2:02.923	27.917	1:01.232	33.774	181.4	6:23.530	3	2	2:02.923	27.917	1:01.232	33.774	181.4	6:23.530
4	2	2:04.975	29.438	1:01.160	34.377	169.4	8:28.505	4	2	2:04.975	29.438	1:01.160	34.377	169.4	8:28.505
5	2	2:16.956	28.792	1:00.807	47.357	181.4	10:45.461	5	2	2:16.956	28.792	1:00.807	47.357	181.4	10:45.461
6	2	3:17.116	59.406	1:31.475	46.235	58.0	14:02.577	6	2	3:17.116	59.406	1:31.475	46.235	58.0	14:02.577
7	2	2:01.176	27.649	58.426	35.101	183.3	16:03.753	7	2	2:01.176	27.649	58.426	35.101	183.3	16:03.753
8	2	2:00.361	27.833	58.498	34.030	184.3	18:04.114	8	2	2:00.361	27.833	58.498	34.030	184.3	18:04.114
9	2	2:01.151	28.195	58.896	34.060	177.7	20:05.265	9	2	2:01.151	28.195	58.896	34.060	177.7	20:05.265
10	2	2:06.467	27.812	59.745	38.910	179.5	22:11.732	10	2	2:06.467	27.812	59.745	38.910	179.5	22:11.732
11	1	3:43.048	2:09.952	58.802	34.294		25:54.780	11	1	3:43.048	2:09.952	58.802	34.294		25:54.780
12	1	2:01.089	27.855	59.626	33.608	181.4	27:55.869	12	1	2:01.089	27.855	59.626	33.608	181.4	27:55.869
13	1	2:00.722	27.958	58.708	34.056	180.5	29:56.591	13	1	2:00.722	27.958	58.708	34.056	180.5	29:56.591
14	1	2:06.499	29.693	1:02.382	34.424	180.9	32:03.090	14	1	2:06.499	29.693	1:02.382	34.424	180.9	32:03.090
15	1	2:12.706	27.906	58.991	45.809	180.5	34:15.796	15	1	2:12.706	27.906	58.991	45.809	180.5	34:15.796
16	1	2:49.425	48.038	1:22.221	39.166	70.9	37:05.221	16	1	2:49.425	48.038	1:22.221	39.166	70.9	37:05.221
17	1	2:07.922	28.397	1:04.991	34.534	185.8	39:13.143	17	1	2:07.922	28.397	1:04.991	34.534	185.8	39:13.143
18	1	1:59.699	27.325	59.253	33.121	183.8	41:12.842	18	1	1:59.699	27.325	59.253	33.121	183.8	41:12.842
19	1	2:01.526	27.895	59.458	34.173	182.4	43:14.368	19	1	2:01.526	27.895	59.458	34.173	182.4	43:14.368
20	1	2:02.191	28.713	1:00.115	33.363	180.9	45:16.559	20	1	2:02.191	28.713	1:00.115	33.363	180.9	45:16.559
21	1	1:59.369	27.602	58.557	33.210	180.9	47:15.928	21	1	1:59.369	27.602	58.557	33.210	180.9	47:15.928
22	1	2:02.544	28.791	1:00.410	33.343	180.9	49:18.472	22	1	2:02.544	28.791	1:00.410	33.343	180.9	49:18.472
23	1	2:02.197	28.880	59.997	33.320	180.9	51:20.669	23	1	2:02.197	28.880	59.997	33.320	180.9	51:20.669



## Campeonato de España de GT-CET


### ROUND 2 - VALENCIA

#### Carrera 2

### Sector Analysis

■ Personal Best    
 ■ Session Best    
 ■ Crossing the pit lane

Lap	D	Time	Sector 1	Sector 2	Sector 3	T.Spd	Elapsed	Lap	D	Time	Sector 1	Sector 2	Sector 3	T.Spd	Elapsed
<b>25</b>	E2P BMW M2 CS RACING 1.Pablo CARREGAL TC1							22	1	2:02.378	28.860	1:00.226	33.292		49:20.834
	23	1	2:02.508	28.034	59.270	35.204		51:23.342							
	1	1	2:01.895	33.076	58.619	30.200		2:01.895							
	2	1	1:49.603	25.532	53.765	30.306	221.5	3:51.498							
	3	1	1:46.825	24.496	52.901	29.428	221.5	5:38.323							
	4	1	1:57.393	24.526	57.068	35.799	225.1	7:35.716							
	5	1	2:58.259	25.259	1:25.202	1:07.798	214.7	10:33.975							
	6	1	3:18.874	58.546	1:33.959	46.369	58.6	13:52.849							
	7	1	1:46.879	24.734	52.824	29.321	221.5	15:39.728							
	8	1	1:45.754	24.452	52.121	29.181	222.3	17:25.482							
	9	1	1:46.213	24.279	52.404	29.530	223.0	19:11.695							
	10	1	1:45.810	24.297	52.277	29.236	221.5	20:57.505							
	11	1	1:52.056 <span style="color: blue;">B</span>	24.080	52.581	35.395	223.0	22:49.561							
	12	1	3:36.753	2:14.539	52.941	29.273		26:26.314							
	13	1	1:47.495	25.140	52.567	29.788	222.3	28:13.809							
	14	1	1:47.460	24.471	53.052	29.937	222.3	30:01.269							
	15	1	2:02.539	25.914	1:02.021	34.604	200.9	32:03.808							
	16	1	2:12.745	27.793	58.970	45.982	181.4	34:16.553							
	17	1	2:48.918	48.125	1:22.369	38.424	79.6	37:05.471							
	18	1	1:48.724	26.188	53.220	29.316	205.1	38:54.195							
	19	1	1:46.809	24.671	52.669	29.469	223.0	40:41.004							
	20	1	1:47.265	24.344	53.574	29.347	224.4	42:28.269							
	21	1	1:46.791	24.484	52.870	29.437	224.4	44:15.060							
	22	1	1:46.557	24.463	52.646	29.448	222.3	46:01.617							
	23	1	1:47.067	24.704	52.899	29.464	223.0	47:48.684							
	24	1	1:47.453	24.520	53.323	29.610	223.0	49:36.137							
25	1	1:48.667	24.568	53.630	30.469	224.4	51:24.804								
<b>30</b>	E2P BMW M2 CS RACING 1.Oliver SALAZAR TC1							<b>111</b>	DAGO GINETTA G56 1.Pablo YEREGUI GPX 2.Daniel CARRETERO						
	1	1	2:13.683	35.499	1:03.279	34.905			2:13.683						
	2	1	1:59.273	27.086	59.468	32.719	214.7		4:12.956						
<b>41</b>	DRIVER'S ACADEMY RENAULT CLIO CUP V 1.Carlos CORTÉS TC5 2.Alvaro RODRIGUEZ							<b>119</b>	PROMOTION MOTORSPORT BMW M4 GT4 1.JM SMÖRG GT4 2.Francisco J. MACIAS						
	1	2	2:15.157	37.149	1:03.595	34.413			2:15.157						
	2	2	2:01.763	28.307	1:00.592	32.864			4:16.920						
	3	2	2:00.077	27.403	1:00.025	32.649			6:16.997						
	4	2	2:02.318	28.164	59.874	34.280			8:19.315						
	5	2	2:24.580	28.727	59.585	56.268			10:43.895						
	6	2	3:15.819	59.081	1:32.257	44.481			13:59.714						
	7	2	1:59.292	29.660	57.330	32.302			15:59.006						
	8	2	1:55.504	26.692	56.549	32.263			17:54.510						
	9	2	1:55.450	26.674	56.678	32.098			19:49.960						
	10	2	1:56.448	26.607	57.087	32.754			21:46.408						
	11	2	2:02.586 <span style="color: blue;">B</span>	26.696	57.072	38.818			23:48.994						
	12	1	4:15.558	2:39.792	1:01.859	33.907			28:04.552						
	13	1	2:04.415	27.961	1:00.730	35.724			30:08.967						
	14	1	2:06.139	30.205	1:01.263	34.671			32:15.106						
	15	1	2:09.490	28.994	1:01.173	39.323			34:24.596						
	16	1	2:46.292	45.666	1:21.942	38.684			37:10.888						
	17	1	2:03.335	28.726	1:00.836	33.773			39:14.223						
	18	1	1:59.450	27.504	59.049	32.897			41:13.673						
	19	1	2:01.518	28.045	58.724	34.749			43:15.191						
	20	1	2:03.557	28.590	1:00.983	33.984			45:18.748						
21	1	1:59.708	27.441	59.214	33.053		47:18.456								
1	2	2:12.629	34.948	1:03.278	34.403		2:12.629								
2	2	1:58.410	27.967	58.619	31.824	213.3	4:11.039								
3	2	1:50.141	25.200	54.696	30.245	212.7	6:01.180								
4	2	1:58.016	24.973	58.709	34.334	214.7	7:59.196								
5	2	2:37.874	26.806	1:04.462	1:06.606	184.8	10:37.070								
6	2	3:18.216	58.448	1:34.056	45.712	55.8	13:55.286								
7	2	1:50.975	25.494	54.326	31.155	211.4	15:46.261								
8	2	1:48.717	25.130	53.364	30.223	212.7	17:34.978								
9	2	1:48.630	24.634	53.845	30.151	214.0	19:23.608								
10	2	1:52.474 <span style="color: blue;">B</span>	24.682	53.310	34.482	214.0	21:16.082								
11	1	3:35.516	2:12.933	52.820	29.763		24:51.598								
12	1	1:44.567	23.944	51.685	28.938	212.7	26:36.165								
13	1	1:45.401	24.001	52.517	28.883	214.0	28:21.566								
14	1	1:45.114	23.847	51.797	29.470	213.3	30:06.680								
15	1	2:05.968	28.286	1:01.699	35.983	216.7	32:12.648								
16	1	2:09.636	28.856	59.545	41.235	156.0	34:22.284								
17	1	2:45.613	47.102	1:21.236	37.275	61.8	37:07.897								
18	1	1:47.834	25.885	52.960	28.989	218.0	38:55.731								
19	1	1:45.614	23.967	52.136	29.511	217.4	40:41.345								
20	1	1:46.048	24.259	52.507	29.282	219.4	42:27.393								
21	1	1:46.709	24.411	52.646	29.652	218.7	44:14.102								
22	1	1:46.591	24.332	53.006	29.253	217.4	46:00.693								
23	1	1:45.924	24.037	52.762	29.125	218.0	47:46.617								
24	1	1:47.416	24.223	53.187	30.006	215.3	49:34.033								




## Campeonato de España de GT-CET ROUND 2 - VALENCIA Carrera 2

### Sector Analysis

■ Personal Best    
 ■ Session Best    
 ■ Crossing the pit lane

Lap	D	Time	Sector 1	Sector 2	Sector 3	T.Spd	Elapsed	Lap	D	Time	Sector 1	Sector 2	Sector 3	T.Spd	Elapsed
25	1	1:49.084	24.599	53.353	31.132	216.0	51:23.117								
<b>120</b>		<b>VORTEX</b>					VORTEX	<b>122</b>		<b>VORTEX</b>					VORTEX
		1.Stéphane BARRET					GPX			1.Lionel(JF) AMROUCHE					GPX
		2.Stéphane GERVAIS(JF)													
<b>121</b>		<b>VORTEX</b>					VORTEX 2.0	<b>124</b>		<b>GT CORSE RACING</b>					BMW M4 GT4 EVO
		1.Evan MAINIER(Jr)					GPX			1.Manuel BERTOLIN					GT4
		2.Arnaud GOMEZ													
1	2	2:15.028	35.458	1:05.079	34.491		2:15.028	1	1	1:58.189	28.954	58.970	30.265		1:58.189
2	2	1:59.469	27.602	1:00.211	31.656	224.4	4:14.497	2	1	1:50.572	25.510	55.922	29.140	236.7	3:48.761
3	2	1:55.901	26.286	58.809	30.806	227.4	6:10.398	3	1	1:46.364	24.322	53.479	28.563	237.5	5:35.125
4	2	2:05.811	27.289	1:04.575	33.947	225.9	8:16.209	4	1	1:56.553	24.110	58.204	34.239	236.7	7:31.678
5	2	2:23.297	27.556	1:00.901	54.840	223.0	10:39.506	5	1	2:57.968	24.960	1:24.733	1:08.275	235.9	10:29.646
6	2	3:17.568	59.345	1:34.048	44.175	54.1	13:57.074	6	1	3:19.140	59.451	1:33.790	45.899	66.8	13:48.786
7	2	1:53.457	27.932	55.535	29.990	226.6	15:50.531	7	1	1:43.483	23.826	51.553	28.104	240.0	15:32.269
8	2	1:49.633	25.351	54.643	29.639	231.2	17:40.164	8	1	1:47.996 <b>B</b>	23.745	51.484	32.767	237.5	17:20.265
9	2	1:48.979	25.319	54.623	29.037	230.4	19:29.143								
10	2	1:48.809	24.999	54.565	29.245	230.4	21:17.952								
11	2	1:55.457 <b>B</b>	25.121	54.112	36.224	229.6	23:13.409								
12	1	3:18.704	1:48.485	58.804	31.415		26:32.113								
13	1	1:53.726	24.637	58.198	30.891	231.2	28:25.839								
14	1	1:51.845	25.011	55.855	30.979	232.7	30:17.684								
15	1	1:58.863	27.073	58.659	33.131	234.3	32:16.547								
16	1	2:09.038	28.541	1:01.628	38.869	177.7	34:25.585								
17	1	2:45.523	45.709	1:21.569	38.245	59.9	37:11.108								
18	1	1:58.582	26.037	1:01.698	30.847	220.1	39:09.690								
19	1	1:51.260	24.891	54.845	31.524	231.2	41:00.950								
20	1	1:49.846	24.646	55.221	29.979	227.4	42:50.796								
21	1	1:48.058	24.186	54.520	29.352	233.5	44:38.854								
22	1	1:48.428	24.395	54.414	29.619	231.2	46:27.282								
23	1	1:49.703	24.319	54.775	30.609	235.1	48:16.985								
24	1	1:51.990	24.855	56.539	30.596	232.7	50:08.975								
25	1	1:53.110	25.049	56.993	31.068	232.7	52:02.085								
<b>123</b>		<b>PCR SPORT</b>						<b>125</b>		<b>PCR SPORT</b>					PORSCHE 992 GT3 CUP
		1.Lorenzo MENDIETA(JF)								1.Lorenzo MENDIETA(JF)					GT CUP
1	1	2:05.407	32.059	1:00.352	32.996		2:05.407	1	1	2:05.407	32.059	1:00.352	32.996		2:05.407
2	1	1:55.022	26.227	57.576	31.219	232.7	4:00.429	2	1	1:55.022	26.227	57.576	31.219	232.7	4:00.429
3	1	1:54.891	26.153	57.629	31.109	233.5	5:55.320	3	1	1:54.891	26.153	57.629	31.109	233.5	5:55.320
4	1	1:59.409	25.436	1:02.470	31.503	235.1	7:54.729	4	1	1:59.409	25.436	1:02.470	31.503	235.1	7:54.729
5	1	2:41.246	25.908	1:07.651	1:07.687	235.1	10:35.975	5	1	2:41.246	25.908	1:07.651	1:07.687	235.1	10:35.975
6	1	3:17.477	58.292	1:34.502	44.683	54.5	13:53.452	6	1	3:17.477	58.292	1:34.502	44.683	54.5	13:53.452
7	1	1:50.565	25.093	55.732	29.740	237.5	15:44.017	7	1	1:50.565	25.093	55.732	29.740	237.5	15:44.017
8	1	1:50.089	24.937	55.460	29.692	235.9	17:34.106	8	1	1:50.089	24.937	55.460	29.692	235.9	17:34.106
9	1	1:48.531	24.494	54.559	29.478	234.3	19:22.637	9	1	1:48.531	24.494	54.559	29.478	234.3	19:22.637
10	1	1:47.913	24.552	54.038	29.323	235.9	21:10.550	10	1	1:47.913	24.552	54.038	29.323	235.9	21:10.550
11	1	1:47.376	24.384	53.991	29.001	235.1	22:57.926	11	1	1:47.376	24.384	53.991	29.001	235.1	22:57.926
12	1	1:55.683 <b>B</b>	25.179	55.190	35.314	235.9	24:53.609	12	1	1:55.683 <b>B</b>	25.179	55.190	35.314	235.9	24:53.609
13	1	3:23.346	1:59.897	54.259	29.190		28:16.955	13	1	3:23.346	1:59.897	54.259	29.190		28:16.955
14	1	1:48.294	24.191	53.502	30.601	236.7	30:05.249	14	1	1:48.294	24.191	53.502	30.601	236.7	30:05.249
15	1	2:05.138	28.112	1:01.381	35.645	223.0	32:10.387	15	1	2:05.138	28.112	1:01.381	35.645	223.0	32:10.387



## Campeonato de España de GT-CET

### ROUND 2 - VALENCIA

### Carrera 2

## Sector Analysis

■ Personal Best    
 ■ Session Best    
 ■ Crossing the pit lane

Lap	D	Time	Sector 1	Sector 2	Sector 3	T.Spd	Elapsed	Lap	D	Time	Sector 1	Sector 2	Sector 3	T.Spd	Elapsed
16	1	2:10.221	28.728	1:00.684	40.809	171.9	34:20.608	17	1	2:46.779	47.361	1:21.818	37.600	61.8	37:06.405
17	1	2:46.673	47.728	1:21.276	37.669	64.7	37:07.281	18	1	1:46.473	24.683	52.896	28.894	223.7	38:52.878
18	1	1:47.116	25.603	53.296	28.217	214.0	38:54.397	19	1	1:47.514	25.108	52.895	29.511	224.4	40:40.392
19	1	1:44.293	23.387	52.152	28.754	239.2	40:38.690	20	1	1:46.491	24.509	52.791	29.191	225.1	42:26.883
20	1	1:45.563	24.044	52.575	28.944	236.7	42:24.253	21	1	1:46.729	24.487	52.733	29.509	227.4	44:13.612
21	1	1:46.934	25.033	52.898	29.003	235.1	44:11.187	22	1	1:46.693	24.640	52.753	29.300	225.1	46:00.305
22	1	1:46.045	24.098	52.889	29.058	234.3	45:57.232	23	1	1:47.592	24.158	53.980	29.454	223.7	47:47.897
23	1	1:46.604	24.234	53.104	29.266	235.9	47:43.836	24	1	1:47.671	24.571	53.683	29.417	224.4	49:35.568
24	1	1:48.254	24.522	54.347	29.385	234.3	49:32.090	25	1	1:48.447	24.391	53.338	30.718	224.4	51:24.015
25	1	1:47.886	23.894	53.325	30.667	233.5	51:19.976								

138		ESCUDERIA FARAON		PORSCHE 992 GT3 CUP			
		1.Pablo BRAS		GPX			
		2.Agustin SANABRIA					
1	2	1:57.429	29.220	58.215	29.994	1:57.429	
2	2	1:46.368	24.436	53.218	28.714	234.3	3:43.797
3	2	1:45.250	24.055	52.706	28.489	235.1	5:29.047
4	2	1:47.052	23.693	53.704	29.655	235.1	7:16.099
5	2	3:11.716	25.062	1:37.914	1:08.740	231.2	10:27.815
6	2	3:20.166	58.203	1:34.429	47.534	65.1	13:47.981
7	2	1:44.027	23.788	51.865	28.374	235.1	15:32.008
8	2	1:43.096	23.349	51.720	28.027	235.9	17:15.104
9	2	1:43.037	23.561	51.124	28.352	235.9	18:58.141
10	2	1:49.749B	23.292	51.202	35.255	235.1	20:47.890
11	1	3:31.731	2:14.283	50.219	27.229		24:19.621
12	1	1:40.296	22.736	49.795	27.765	236.7	25:59.917
13	1	1:39.024	22.789	49.186	27.049	237.5	27:38.941
14	1	1:39.491	22.907	49.538	27.046	238.3	29:18.432
15	1	1:45.891	22.703	53.221	29.967	238.3	31:04.323
16	1	3:08.433	25.592	1:39.936	1:02.905	216.7	34:12.756
17	1	2:49.251	46.684	1:23.474	39.093	75.6	37:02.007
18	1	1:39.736	23.502	49.141	27.093	219.4	38:41.743
19	1	1:39.238	22.702	49.404	27.132	237.5	40:20.981
20	1	1:39.382	22.716	49.247	27.419	238.3	42:00.363
21	1	1:39.577	22.834	49.348	27.395	237.5	43:39.940
22	1	1:39.177	22.340	49.707	27.130	238.3	45:19.117
23	1	1:39.937	23.287	49.430	27.220	240.0	46:59.054
24	1	1:39.811	22.937	49.431	27.443	240.0	48:38.865
25	1	1:40.396	23.218	49.757	27.421	237.5	50:19.261

139		ESCUDERIA FARAON		MERCEDES AMG GT4			
		1.Pedro M. LOIRINHO		GPX			
		2.Jose VELASCO					
1	2	2:01.196	32.880	58.287	30.029	2:01.196	
2	2	1:49.043	25.183	53.953	29.907	223.0	3:50.239
3	2	1:45.508	24.253	52.393	28.862	225.1	5:35.747
4	2	1:57.572	24.024	58.523	35.025	224.4	7:33.319
5	2	2:57.119	24.462	1:24.934	1:07.723	218.7	10:30.438
6	2	3:19.501	59.326	1:33.611	46.564	64.7	13:49.939
7	2	1:44.903	24.584	51.999	28.320	223.7	15:34.842
8	2	1:43.832	23.860	51.486	28.486	224.4	17:18.674
9	2	1:43.975	23.730	51.724	28.521	224.4	19:02.649
10	2	1:44.851	23.974	52.360	28.517	224.4	20:47.500
11	2	1:45.362	24.013	52.289	29.060	222.3	22:32.862
12	2	1:51.144B	24.625	52.182	34.337	222.3	24:24.006
13	1	3:51.136	2:27.811	54.024	29.301		28:15.142
14	1	1:49.717	24.581	53.835	31.301	224.4	30:04.859
15	1	2:04.780	27.350	1:01.857	35.573	225.1	32:09.639
16	1	2:09.987	28.711	1:00.117	41.159	179.1	34:19.626

140		MONTEIROS COMPETICOES		BMW M4 GT4			
		1.Antonio J.N. DA ROCHA		GT4			
1	1	2:12.023	34.162	1:04.020	33.841	2:12.023	
2	1	2:00.113	28.377	58.753	32.983	216.7	4:12.136
3	1	1:56.473	26.618	58.319	31.536	219.4	6:08.609
4	1	2:05.540	26.752	1:05.926	32.862	218.0	8:14.149
5	1	2:23.989	27.932	59.841	56.216	216.7	10:38.138
6	1	3:17.916	58.907	1:34.456	44.553	52.0	13:56.054
7	1	1:51.438	25.976	55.212	30.250	218.7	15:47.492
8	1	1:52.131	26.517	55.109	30.505	220.1	17:39.623
9	1	1:51.631	25.014	56.314	30.303	218.7	19:31.254
10	1	1:58.221B	25.585	55.117	37.519	220.1	21:29.475
11	1	3:23.652	1:57.986	54.316	31.350		24:53.127
12	1	1:49.630	24.873	54.338	30.419	222.3	26:42.757
13	1	1:50.358	25.398	54.152	30.808	219.4	28:33.115
14	1	1:51.644	25.050	54.794	31.800	218.7	30:24.759
15	1	1:56.468	26.762	56.991	32.715	219.4	32:21.227
16	1	2:06.452	26.954	59.915	39.583	212.0	34:27.679
17	1	2:44.471	45.366	1:21.530	37.575	78.6	37:12.150
18	1	1:59.619	25.558	1:01.756	32.305	225.1	39:11.769
19	1	1:49.326	24.963	53.788	30.575	220.1	41:01.095
20	1	1:50.383	25.230	54.766	30.387	219.4	42:51.478
21	1	1:48.375	24.887	53.624	29.864	220.8	44:39.853
22	1	1:50.954	25.191	53.695	32.068	222.3	46:30.807
23	1	1:54.706	26.174	57.367	31.165	220.1	48:25.513
24	1	1:56.278	26.129	57.241	32.908	220.8	50:21.791