



# ROUND 2 - VALENCIA

Campeonato de España de GT-CET  
Results Booklet





## Campeonato de España de GT-CET ROUND 2 - VALENCIA GT-CET-Test Oficial Previo

### Classification

No Drivers	Team	Car	Cl.	Time	Lap Total	Gap	Kph
1 122 L. AMROUCHE	VORTEX	VORTEX	GPX	<b>1:36.324</b>	21 22	- -	149.7
2 121 E. MAINIER(Jr) / P. PALLLOT(Jr)	VORTEX	VORTEX 2.0	GPX	<b>1:36.769</b>	5 18	+0.445 +0.445	149.0
3 125 L. MENDIETA(JF)	PCR SPORT	PORSCHE 992 GT3 CUP	GT CUP	<b>1:39.786</b>	26 26	+3.462 +3.017	144.5
4 124 M. BERTOLÍN	GT CORSE RACING	BMW M4 GT4 EVO	GT4	<b>1:41.292</b>	26 26	+4.968 +1.506	142.3
5 119 J. SMÖRG / F. MACIAS	PROMOTION MOTORSPORT	BMW M4 GT4	GT4	<b>1:44.099</b>	26 26	+7.775 +2.807	138.5
6 120 S. BARRET / S. GERVAIS(JF)	VORTEX	VORTEX	GPX	<b>1:45.783</b>	25 27	+9.459 +1.684	136.3
7 25 P. CARREGAL	E2P	BMW M2 CS RACING	TC1	<b>1:46.360</b>	6 21	+10.036 +0.577	135.6
8 15 A. GOROSTIZA(JF) / S. HEBRARD	UCAV RACING	BMW M2 CS RACING	TC1	<b>1:46.447</b>	6 7	+10.123 +0.087	135.4
9 8 H. LATORRE(Jr) / G. MIGUÉLEZ(Jr)	RX PRO RACING	PEUGEOT 308 RACING CUP	TC2	<b>1:47.562</b>	12 18	+11.238 +1.115	134.0
10 30 O. SALAZAR	E2P	BMW M2 CS RACING	TC1	<b>1:48.199</b>	17 22	+11.875 +0.637	133.3
11 9 O. APARICIO	HISPANO ALEMAN RACING TEAM	BMW M2 CS RACING	TC1	<b>1:48.447</b>	20 24	+12.123 +0.248	132.9
12 140 A. DA ROCHA	MONTEIROS COMPETICOES	BMW M4 GT4	GT4	<b>1:49.322</b>	25 26	+12.998 +0.875	131.9
13 20 M. GARCIA	BALBOR MOTORSPORT	RENAUL CLIO CUP IV	TC4	<b>1:55.926</b>	18 24	+19.602 +6.604	124.4
14 24 C. NICULAI / F. BRACO	HISPANO ALEMAN RACING TEAM	MINI COOPER	TC6	<b>2:00.877</b>	20 24	+24.553 +4.951	119.3
15 12 C. MEDINA / D. DE LA PEÑA	HISPANO ALEMAN RACING TEAM	MINI COOPER	TC6	<b>2:01.388</b>	4 23	+25.064 +0.511	118.8
16 21 N. POZZUTO / M. POZZUTO(Jr)	HISPANO ALEMAN RACING TEAM	MINI COOPER	TC6	<b>2:12.979</b>	6 13	+36.655+11.591	108.4
17 3 L. CHILLIDA(JF)	MDTE RACING	MINI COOPER	TC6				
18 11 A. RODRIGUEZ / R. MORENO	DRIVER'S ACADEMY	PEUGEOT 308 CUP	TC2				
19 13 O. VERGARA	TEAM VRT	RENAULT CLIO CUP IV	TC4				
20 41 C. CORTÉS / A. RODRIGUEZ	DRIVER'S ACADEMY	RENAULT CLIO CUP V	TC5				
21 111 P. YEREGUI / D. CARRETERO	DAGO	GINETTA G56	GPX				
22 138 A. SANABRIA / P. BRAS	ESCUADERIA FARAON	PORSCHE 992 GT3 CUP	GT CUP				
23 139 P. LOIRINHO / J. VELASCO	ESCUADERIA FARAON	MERCEDES AMG GT4	GPX				

**Fastest Lap:** Lap 21 | Lionel(JF) AMROUCHE | **1:36.324** | 149.7 Kph


CAR #111- NO TRANSPONDER SIGNAL  
CAR #15- NO TRANSPONDER SIGNAL SINCE 12:19

Published at: .....

Track Status: **DRY**

**Race Director:**  
Maxi GUERRERO

**Timekeeper:**  
Alberto ESTÉBANEZ



## Campeonato de España de GT-CET

### ROUND 2 - VALENCIA

#### GT-CET-Test Oficial Previo

### Classification by Class


No Drivers	Team	Car	Time	Lap Total	Gap	Kph
<b>GPX</b>						
1 122 L. AMROUCHE	VORTEX	VORTEX	<b>1:36.324</b>	21 22		<b>149.7</b>
2 121 E. MAINIER(Jr) / P. PALLOT(Jr)	VORTEX	VORTEX 2.0	<b>1:36.769</b>	5 18	+0.445 +0.445	<b>149.0</b>
3 120 S. BARRET / S. GERVAIS(JF)	VORTEX	VORTEX	<b>1:45.783</b>	25 27	+9.459 +9.014	<b>136.3</b>
4 111 P. YEREGUI / D. CARRETERO	DAGO	GINETTA G56				
5 139 P. LOIRINHO / J. VELASCO	ESCUADERIA FARAON	MERCEDES AMG GT4				
<b>GT CUP</b>						
1 125 L. MENDIETA(JF)	PCR SPORT	PORSCHE 992 GT3 CUP	<b>1:39.786</b>	26 26		<b>144.5</b>
2 138 A. SANABRIA / P. BRAS	ESCUADERIA FARAON	PORSCHE 992 GT3 CUP				
<b>GT4</b>						
1 124 M. BERTOLIN	GT CORSE RACING	BMW M4 GT4 EVO	<b>1:41.292</b>	26 26		<b>142.3</b>
2 119 J. SMÖRG / F. MACIAS	PROMOTION MOTORSPORT	BMW M4 GT4	<b>1:44.099</b>	26 26	+2.807 +2.807	<b>138.5</b>
3 140 A. DA ROCHA	MONTEIROS COMPETICOES	BMW M4 GT4	<b>1:49.322</b>	25 26	+8.030 +5.223	<b>131.9</b>
<b>TC1</b>						
1 25 P. CARREGAL	E2P	BMW M2 CS RACING	<b>1:46.360</b>	6 21		<b>135.6</b>
2 15 A. GOROSTIZA(JF) / S. HEBRARD	UCAV RACING	BMW M2 CS RACING	<b>1:46.447</b>	6 7	+0.087 +0.087	<b>135.4</b>
3 30 O. SALAZAR	E2P	BMW M2 CS RACING	<b>1:48.199</b>	17 22	+1.839 +1.752	<b>133.3</b>
4 9 O. APARICIO	HISPANO ALEMAN RACING TEAM	BMW M2 CS RACING	<b>1:48.447</b>	20 24	+2.087 +0.248	<b>132.9</b>
<b>TC2</b>						
1 8 H. LATORRE(Jr) / G. MIGUÉLEZ(Jr)	RX PRO RACING	PEUGEOT 308 RACING CUP	<b>1:47.562</b>	12 18		<b>134.0</b>
2 11 A. RODRIGUEZ / R. MORENO	DRIVER'S ACADEMY	PEUGEOT 308 CUP				
<b>TC4</b>						
1 20 M. GARCIA	BALBOR MOTORSPORT	RENAUL CLIO CUP IV	<b>1:55.926</b>	18 24		<b>124.4</b>
2 13 O. VERGARA	TEAM VRT	RENAULT CLIO CUP IV				
<b>TC5</b>						
1 41 C. CORTÉS / A. RODRIGUEZ	DRIVER'S ACADEMY	RENAULT CLIO CUP V				
<b>TC6</b>						
1 24 C. NICULAI / F. BRACO	HISPANO ALEMAN RACING TEAM	MINI COOPER	<b>2:00.877</b>	20 24		<b>119.3</b>
2 12 C. MEDINA / D. DE LA PEÑA	HISPANO ALEMAN RACING TEAM	MINI COOPER	<b>2:01.388</b>	4 23	+0.511 +0.511	<b>118.8</b>
3 21 N. POZZUTO / M. POZZUTO(Jr)	HISPANO ALEMAN RACING TEAM	MINI COOPER	<b>2:12.979</b>	6 13	+12.102 +11.591	<b>108.4</b>
4 3 L. CHILLIDA(JF)	MDTE RACING	MINI COOPER				

CAR #111- NO TRANSPONDER SIGNAL  
 CAR #15- NO TRANSPONDER SIGNAL SINCE 12:19

Published at: .....

Track Status: **DRY**


<b>Race Director:</b> Maxi GUERRERO 	<b>Timekeeper:</b> Alberto ESTÉBANEZ 
--	---



## Campeonato de España de GT-CET ROUND 2 - VALENCIA GT-CET-Test Oficial Previo

### Best Sector Times


Sector 1		Sector 2		Sector 3		No Team	Class	Ideal Lap	Best Lap		
No Driver	Time	No Driver	Time	No Driver	Time						
1	122 L.AMROUCHE	21.920	122 L.AMROUCHE	48.012	122 L.AMROUCHE	26.226	1	122 VORTEX	GPX	1:36.158	1:36.324 (1)
2	121 E.MAINIER(Jr)	22.052	121 E.MAINIER(Jr)	48.381	121 E.MAINIER(Jr)	26.336	2	121 VORTEX	GPX	1:36.769	1:36.769 (2)
3	125 L.MENDIETA(JF)	22.557	124 M.BERTOLÍN	49.962	125 L.MENDIETA(JF)	27.154	3	125 PCR SPORT	GT CUP	1:39.686	1:39.786 (3)
4	124 M.BERTOLÍN	23.372	125 L.MENDIETA(JF)	49.975	124 M.BERTOLÍN	27.911	4	124 GT CORSE RACING	GT4	1:41.245	1:41.292 (4)
5	120 S.BARRET	23.831	119 J.SMÖRG	51.695	119 J.SMÖRG	28.519	5	119 PROMOTION MOTORSPORT	GT4	1:44.099	1:44.099 (5)
6	119 J.SMÖRG	23.885	15 A.GOROSTIZA(JF)	52.275	15 A.GOROSTIZA(JF)	28.766	6	15 UCAV RACING	TC1	1:45.160	1:46.447 (8)
7	15 A.GOROSTIZA(JF)	24.119	120 S.BARRET	52.568	120 S.BARRET	29.032	7	120 VORTEX	GPX	1:45.431	1:45.783 (6)
8	25 P.CARREGAL	24.411	8 H.LATORRE(Jr)	52.614	25 P.CARREGAL	29.056	8	25 E2P	TC1	1:46.170	1:46.360 (7)
9	8 H.LATORRE(Jr)	24.592	25 P.CARREGAL	52.703	8 H.LATORRE(Jr)	29.343	9	8 RX PRO RACING	TC2	1:46.549	1:47.562 (9)
10	30 O.SALAZAR	24.699	9 O.APARICIO	53.388	30 O.SALAZAR	29.536	10	9 HISPANO ALEMAN RACING TEAM	TC1	1:47.894	1:48.447 (11)
11	9 O.APARICIO	24.825	30 O.SALAZAR	53.765	9 O.APARICIO	29.681	11	30 E2P	TC1	1:48.000	1:48.199 (10)
12	140 A.DA ROCHA	24.871	140 A.DA ROCHA	54.380	140 A.DA ROCHA	29.753	12	140 MONTEIROS COMPETICOES	GT4	1:49.004	1:49.322 (12)
13	20 M.GARCIA	26.449	20 M.GARCIA	57.106	20 M.GARCIA	31.990	13	20 BALBOR MOTORSPORT	TC4	1:55.545	1:55.926 (13)
14	24 C.NICULAI	27.523	12 C.MEDINA	58.598	24 C.NICULAI	33.349	14	24 HISPANO ALEMAN RACING TEAM	TC6	1:59.734	2:00.877 (14)
15	12 C.MEDINA	28.349	24 C.NICULAI	58.862	12 C.MEDINA	35.346	15	12 HISPANO ALEMAN RACING TEAM	TC6	2:02.293	2:01.388 (15)
16	21 N.POZZUTO	29.423	21 N.POZZUTO	1:03.473	21 N.POZZUTO	37.007	16	21 HISPANO ALEMAN RACING TEAM	TC6	2:09.903	2:12.979 (16)



**Campeonato de España de GT-CET**  
**ROUND 2 - VALENCIA**  
**GT-CET-Test Oficial Previo**

**Best Top Speed**


Team	Car	Class	Top Speed	Top 1 Kph Lap	Top 2 Kph Lap	Top 3 Kph Lap	Top 4 Kph Lap	Top 5 Kph Lap	Avg					
121 VORTEX	VORTEX 2.0	GPX	E. MAINIER(Jr)	240.8	18	240.0	17	240.0	12	239.2	16	239.2	13	239,8
125 PCR SPORT	PORSCHE 992 GT3 CUP	GT CUP	L. MENDIETA(JF)	240.8	17	239.2	22	238.3	25	238.3	24	238.3	18	239,0
122 VORTEX	VORTEX	GPX	L. AMROUCHE	240.8	12	240.8	10	240.0	18	240.0	15	240.0	9	240,3
120 VORTEX	VORTEX	GPX	S. BARRET	235.9	6	234.3	7	231.9	24	231.9	11	231.9	5	233,2
9 HISPANO ALEMAN RACING TEAM	BMW M2 CS RACING	TC1	O. APARICIO	226.6	11	225.9	23	225.9	18	225.9	17	225.9	10	226,0
25 E2P	BMW M2 CS RACING	TC1	P. CARREGAL	225.9	20	225.9	12	225.1	19	224.4	9	224.4	13	225,1
15 UCAV RACING	BMW M2 CS RACING	TC1	A. GOROSTIZA(JF)	225.1	5	223.7	6	223.0	7	215.3	3	209.5	2	219,3
30 E2P	BMW M2 CS RACING	TC1	O. SALAZAR	223.7	22	223.0	19	223.0	12	223.0	8	222.3	15	223,0
140 MONTEIROS COMPETICOES	BMW M4 GT4	GT4	A. DA ROCHA	223.7	25	223.7	24	223.7	22	223.7	19	223.0	18	223,6
119 PROMOTION MOTORSPORT	BMW M4 GT4	GT4	J. SMÖRG	220.8	12	218.7	13	218.0	25	218.0	7	218.0	6	218,7
124 GT CORSE RACING	BMW M4 GT4 EVO	GT4	M. BERTOLÍN	219.4	8	218.7	17	218.7	13	218.0	19	218.0	10	218,6
8 RX PRO RACING	PEUGEOT 308 RACING CUP	TC2	H. LATORRE(Jr)	211.4	18	210.7	17	209.5	8	209.5	6	208.2	5	209,9
20 BALBOR MOTORSPORT	RENAUL CLIO CUP IV	TC4	M. GARCIA	189.9	21	189.4	6	188.9	9	188.9	11	188.9	12	189,2
21 HISPANO ALEMAN RACING TEAM	MINI COOPER	TC6	N. POZZUTO	181.4	8	180.9	7	180.5	13	180.5	12	180.5	11	180,8
24 HISPANO ALEMAN RACING TEAM	MINI COOPER	TC6	C. NICULAI	179.5	5	178.6	15	178.6	9	178.1	4	178.1	8	178,6
12 HISPANO ALEMAN RACING TEAM	MINI COOPER	TC6	C. MEDINA	177.2	3	175.9	2	174.5	9	173.7	10	172.8	4	174,8
3 MDTE RACING	MINI COOPER	TC6												
11 DRIVER'S ACADEMY	PEUGEOT 308 CUP	TC2												
13 TEAM VRT	RENAUL CLIO CUP IV	TC4												
41 DRIVER'S ACADEMY	RENAUL CLIO CUP V	TC5												
111 DAGO	GINETTA G56	GPX												
138 ESCUDERIA FARAON	PORSCHE 992 GT3 CUP	GT CUP												
139 ESCUDERIA FARAON	MERCEDES AMG GT4	GPX												



**Campeonato de España de GT-CET**  
**ROUND 2 - VALENCIA**  
**GT-CET-Test Oficial Previo**

**Fastest Lap Sequence**

Elapsed	No Team	Car	Class	Driver	Time	Kph	Lap
4:44.264	120 VORTEX	VORTEX	GPX	Stéphane BARRET	1:55.006	125.4	2
4:44.796	121 VORTEX	VORTEX 2.0	GPX	Evan MAINIER(Jr)	1:39.367	145.1	2
12:19.705	122 VORTEX	VORTEX	GPX	Lionel(JF) AMROUCHE	1:38.823	145.9	5
13:57.544	122 VORTEX	VORTEX	GPX	Lionel(JF) AMROUCHE	1:37.839	147.4	6
28:58.441	122 VORTEX	VORTEX	GPX	Lionel(JF) AMROUCHE	1:37.417	148.0	11
31:14.053	121 VORTEX	VORTEX 2.0	GPX	Evan MAINIER(Jr)	1:36.769	149.0	5
53:25.657	122 VORTEX	VORTEX	GPX	Lionel(JF) AMROUCHE	1:36.324	149.7	21




## Campeonato de España de GT-CET ROUND 2 - VALENCIA GT-CET-Test Oficial Previo

### Sector Analysis

■ Personal Best    
 ■ Session Best    
 ■ Crossing the pit lane

Lap	D	Time	Sector 1	Sector 2	Sector 3	T.Spd	Elapsed	Lap	D	Time	Sector 1	Sector 2	Sector 3	T.Spd	Elapsed	
<b>8</b>	<b>RX PRO RACING</b> 1.Hugo LATORRE(Jr) 2.Guzmán MIGUÉLEZ(Jr)							PEUGEOT 308 RACING CUP TC2	7	1	2:48.578 <b>B</b>	35.532	1:12.541	1:00.505	171.1	21:17.136
	8	1	6:31.130	4:39.015	1:13.059	39.056		27:48.266								
	9	1	2:17.583	33.323	1:06.260	38.000	174.5	30:05.849								
	10	1	2:18.259	32.110	1:08.634	37.515	173.7	32:24.108								
	11	1	2:14.715	31.708	1:05.858	37.149	167.4	34:38.823								
	12	1	2:10.640	31.328	1:02.640	36.672	167.8	36:49.463								
	13	1	2:17.602	31.582	1:09.336	36.684	168.2	39:07.065								
	14	1	2:11.048	31.036			169.4	41:18.113								
	15	1	2:10.769	30.262	1:04.543	35.964	169.8	43:28.882								
	16	1	2:07.335	30.146	1:01.843	<b>35.346</b>	168.6	45:36.217								
	17	1	2:08.217	29.861	1:01.830	36.526	168.6	47:44.434								
	18	1	2:08.936	30.888			167.8	49:53.370								
	19	1	2:08.241	30.009			167.4	52:01.611								
	20	1	2:06.814	30.000			162.3	54:08.425								
	21	1	2:08.993	29.880			166.2	56:17.418								
	22	1	2:10.398	29.813			167.4	58:27.816								
	23	1	2:25.075 <b>B</b>	29.332			169.8	1:00:52.891								
	<b>9</b>	<b>HISPANO ALEMÁN RACING TEAM</b> 1.Oscar APARICIO							BMW M2 CS RACING TC1	8	1	6:31.130	4:39.015	1:13.059	39.056	
1		1	5:40.722	4:01.396	1:05.405	33.921		5:40.722								
2		1	1:59.260	27.222	59.476	32.562	214.7	7:39.982								
3		1	1:56.774	27.229	57.561	31.984	217.4	9:36.756								
4		1	2:00.724 <b>B</b>	26.460			217.4	11:37.480								
5		1	4:49.159	3:20.788	56.516	31.855		16:26.639								
6		1	1:51.424	25.824	55.029	30.571	223.0	18:18.063								
7		1	1:50.162	25.879	54.005	30.278	224.4	20:08.225								
8		1	1:48.560	25.060	53.736	29.764	224.4	21:56.785								
9		1	1:49.636	25.144	54.205	30.287	224.4	23:46.421								
10		1	1:50.775	26.095	54.728	29.952	225.9	25:37.196								
11		1	1:51.288	<b>24.825</b>	56.239	30.224	226.6	27:28.484								
12		1	1:48.515	25.204	53.630	<b>29.681</b>	225.1	29:16.999								
13		1	2:06.394	24.903	1:11.025	30.466	225.1	31:23.393								
14		1	1:59.664 <b>B</b>	25.293	55.908	38.463	225.1	33:23.057								
15		1	5:38.253	4:11.069	56.552	30.632		39:01.310								
16		1	1:50.251	25.029	54.338	30.884	223.7	40:51.561								
17		1	1:48.610	24.995	53.688	29.927	225.9	42:40.171								
18	1	2:00.536 <b>B</b>	25.267	55.806	39.463	225.9	44:40.707									
19	1	6:15.681	4:48.347	54.898	32.436		50:56.388									
20	1	<b>1:48.447</b>	24.998	<b>53.388</b>	30.061	222.3	52:44.835									
21	1	1:48.574	24.858	53.927	29.789	222.3	54:33.409									
22	1	1:48.806	25.034	53.509	30.263	225.1	56:22.215									
23	1	1:54.354 <b>B</b>	25.143	54.521	34.690	225.9	58:16.569									
24	1	3:08.614 <b>B</b>	1:35.677	53.659	39.278		1:01:25.183									
<b>12</b>	<b>HISPANO ALEMÁN RACING TEAM</b> 1.Carlos MEDINA 2.Daniel DE LA PEÑA							MINI COOPER TC6	19	1	1:56.110	26.615	57.503	31.992	188.3	50:50.310
	1	1	3:59.217	2:20.274				3:59.217								
	2	1	2:03.024	29.870			175.9	6:02.241								
	3	1	2:02.269	28.864			177.2	8:04.510								
	4	1	<b>2:01.388</b>	<b>28.349</b>			172.8	10:05.898								
	5	1	2:07.643 <b>B</b>	28.524	<b>58.598</b>	40.521	171.5	12:13.541								
6	1	6:15.017	4:24.727	1:08.977	41.313		18:28.558									
<b>15</b>	<b>UCAV RACING</b> 1.Asier GOROSTIZA(JF) 2.Sacha HEBRARD							BMW M2 CS RACING TC1	19	1	1:56.110	26.615	57.503	31.992	188.3	50:50.310
	1	1	3:36.362	2:04.588	1:00.244	31.530		3:36.362								
	2	1	1:49.765	26.048	54.204	29.513	209.5	5:26.127								
	3	1	2:08.606 <b>B</b>	24.613	1:01.843	42.150	215.3	7:34.733								
	4	1	5:32.733	4:11.197	52.770	<b>28.766</b>		13:07.466								
	5	1	1:47.111	24.929	53.301	28.881	225.1	14:54.577								
	6	1	<b>1:46.447</b>	24.176	53.425	28.846	223.7	16:41.024								
7	1	1:52.500 <b>B</b>	<b>24.119</b>	<b>52.275</b>	36.106	223.0	18:33.524									
<b>20</b>	<b>BALBOR MOTORSPORT</b> 1.Marcos GARCIA							RENAUL CLIO CUP IV TC4	20	1	1:59.574	<b>26.449</b>	57.437	35.688	188.9	52:49.884
	1	1	3:41.275	1:59.846	1:04.860	36.569		3:41.275								
	2	1	2:09.714	29.314	1:05.277	35.123	170.2	5:50.989								
	3	1	2:03.306	28.642	1:00.486	34.178	183.8	7:54.295								
	4	1	1:59.826	27.933	58.569	33.324	186.3	9:54.121								
	5	1	1:57.853	27.158			187.3	11:51.974								
	6	1	1:58.430	27.089	57.820	33.521	189.4	13:50.404								
	7	1	2:08.738 <b>B</b>	27.090	58.122	43.526	187.8	15:59.142								
	8	1	4:41.958	3:06.989	1:02.025	32.944		20:41.100								
	9	1	1:57.880	27.135	58.397	32.348	188.9	22:38.980								
	10	1	1:58.495	27.512	57.925	33.058	188.3	24:37.475								
	11	1	1:58.931	27.417	58.367	33.147	188.9	26:36.406								
	12	1	1:59.220	27.308	58.964	32.948	188.9	28:35.626								
	13	1	5:54.354 <b>B</b>	27.509	4:24.907	1:01.938	186.3	34:29.980								
	14	1	6:35.298	4:45.015	1:16.160	34.123		41:05.278								
	15	1	1:59.178	27.814	58.384	32.980	184.3	43:04.456								
16	1	1:57.368	27.106	58.066	32.196	188.9	45:01.824									
17	1	1:56.450	26.978	57.137	32.335	188.9	46:58.274									
18	1	<b>1:55.926</b>	26.830	<b>57.106</b>	<b>31.990</b>	186.8	48:54.200									
19	1	1:56.110	26.615	57.503	31.992	188.3	50:50.310									
20	1	1:59.574	<b>26.449</b>	57.437	35.688	188.9	52:49.884									
21	1	2:08.411	26.905	1:08.383	33.123	189.9	54:58.295									
22	1	1:57.286	26.553	57.772	32.961	188.9	56:55.581									
23	1	1:56.496	26.884	57.239	32.378	188.3	58:52.077									
24	1	1:56.714	26.875	57.241	32.598	187.3	1:00:48.791									
<b>21</b>	<b>HISPANO ALEMÁN RACING TEAM</b> 1.Nahuel D. POZZUTO 2.Marcos POZZUTO(Jr)							MINI COOPER TC6	21	1	1:56.714	26.875	57.241	32.598	187.3	1:00:48.791
	2	1	1:56.714	26.875	57.241	32.598	187.3	1:00:48.791								



## Campeonato de España de GT-CET


### ROUND 2 - VALENCIA

#### GT-CET-Test Oficial Previo

### Sector Analysis

■ Personal Best    
 ■ Session Best    
 ■ Crossing the pit lane

Lap	D	Time	Sector 1	Sector 2	Sector 3	T.Spd	Elapsed	Lap	D	Time	Sector 1	Sector 2	Sector 3	T.Spd	Elapsed
<div style="border: 1px solid black; padding: 2px; display: flex; justify-content: space-between;"> <span style="font-size: 1.2em; font-weight: bold;">24</span> <span>HISPANO ALEMÁN RACING TEAM</span> <span>MINI COOPER</span> </div> <div style="font-size: 0.8em; margin-top: 2px;"> <span>1.Catalin NICULAI</span> <span style="float: right;">TC6</span> </div> <div style="font-size: 0.8em; margin-top: 2px;"> <span>2.Francisco BRACO</span> </div>															
1	1	8:12.199	6:20.083				8:12.199	15	1	1:48.655	24.936	53.828	29.891	224.4	30:33.178
2	1	2:13.865	32.007	1:05.865	35.993	167.8	10:26.064	16	1	1:56.021B	24.887	55.146	35.988	224.4	32:29.199
3	1	2:06.843	29.944			177.2	12:32.907	17	1	6:55.993	5:32.131	54.290	29.572		39:25.192
4	1	2:03.191	28.986	1:00.054	34.151	178.1	14:36.098	18	1	1:48.999	24.755	53.645	30.599	223.7	41:14.191
5	1	2:19.147	28.588	59.701	50.858	179.5	16:55.245	19	1	1:48.167	24.739	53.450	29.978	225.1	43:02.358
6	1	2:31.216B	32.323	1:07.713	51.180	150.3	19:26.461	20	1	1:47.929	24.500	53.880	29.549	225.9	44:50.287
7	1	4:36.919	3:00.422	1:01.724	34.773		24:03.380	21	1	2:05.573B	36.711	54.278	34.584	180.0	46:55.860
8	1	2:04.843	28.968	1:01.238	34.637	178.1	26:08.223	<div style="border: 1px solid black; padding: 2px; display: flex; justify-content: space-between;"> <span style="font-size: 1.2em; font-weight: bold;">30</span> <span>E2P</span> <span>BMW M2 CS RACING</span> </div> <div style="font-size: 0.8em; margin-top: 2px;"> <span>1.Oliver SALAZAR</span> <span style="float: right;">TC1</span> </div>							
9	1	2:13.228	28.279	59.827	45.122	178.6	28:21.451								
10	1	2:03.462	28.110	59.134	36.218	178.1	30:24.913								
11	1	2:03.236	28.418	59.911	34.907	176.3	32:28.149								
12	1	2:04.248	27.956	1:02.220	34.072	177.2	34:32.397								
13	1	2:01.551	28.415	59.370	33.766	177.7	36:33.948								
14	1	2:01.013	28.328	58.862	33.823	175.4	38:34.961								
15	1	2:02.218	27.523	1:00.732	33.963	178.6	40:37.179								
16	1	2:00.984	27.823	59.312	33.849	176.3	42:38.163								
17	1	2:03.590	29.295	1:00.282	34.013	176.3	44:41.753								
18	1	2:00.891	27.931	59.205	33.755	177.7	46:42.644								
19	1	2:00.889	27.866	59.674	33.349	178.1	48:43.533								
20	1	2:00.877	27.836	59.303	33.738	177.2	50:44.410								
21	1	2:03.948	27.705	59.629	36.614	176.3	52:48.358								
22	1	2:01.526	28.642	59.212	33.672	170.7	54:49.884								
23	1	2:14.743	28.487	58.901	47.355	177.7	57:04.627								
24	1	2:27.395B	33.657	1:07.444	46.294	139.9	59:32.022								
<div style="border: 1px solid black; padding: 2px; display: flex; justify-content: space-between;"> <span style="font-size: 1.2em; font-weight: bold;">25</span> <span>E2P</span> <span>BMW M2 CS RACING</span> </div> <div style="font-size: 0.8em; margin-top: 2px;"> <span>1.Pablo CARREGAL</span> <span style="float: right;">TC1</span> </div>															
1	1	3:05.721	1:25.018	1:02.721	37.982		3:05.721	15	1	1:48.655	24.936	53.828	29.891	224.4	30:33.178
2	1	1:54.244	27.763	56.871	29.610	162.6	4:59.965	16	1	1:56.021B	24.887	55.146	35.988	224.4	32:29.199
3	1	1:48.934	24.779	54.530	29.625	219.4	6:48.899	17	1	6:55.993	5:32.131	54.290	29.572		39:25.192
4	1	1:55.836B	24.956	55.197	35.683	223.0	8:44.735	18	1	1:48.999	24.755	53.645	30.599	223.7	41:14.191
5	1	3:49.893	2:25.024				12:34.628	19	1	1:48.167	24.739	53.450	29.978	225.1	43:02.358
6	1	1:46.360	24.411	52.703	29.246	223.7	14:20.988	20	1	1:47.929	24.500	53.880	29.549	225.9	44:50.287
7	1	1:47.447	24.442	52.767	30.238	223.7	16:08.435	21	1	2:05.573B	36.711	54.278	34.584	180.0	46:55.860
8	1	1:47.489	25.545	52.888	29.056	223.0	17:55.924	<div style="border: 1px solid black; padding: 2px; display: flex; justify-content: space-between;"> <span style="font-size: 1.2em; font-weight: bold;">119</span> <span>PROMOTION MOTORSPORT</span> <span>BMW M4 GT4</span> </div> <div style="font-size: 0.8em; margin-top: 2px;"> <span>1.JM SMÖRG</span> <span style="float: right;">GT4</span> </div> <div style="font-size: 0.8em; margin-top: 2px;"> <span>2.Francisco J. MACIAS</span> </div>							
9	1	1:46.453	24.481	52.730	29.242	224.4	19:42.377								
10	1	1:46.852	24.809	52.917	29.126	223.7	21:29.229								
11	1	1:48.974	25.070	54.165	29.739	223.0	23:18.203								
12	1	1:49.271	24.649	53.912	30.710	225.9	25:07.474								
13	1	1:47.677	24.657	53.487	29.533	224.4	26:55.151								
14	1	1:49.372	24.808	54.990	29.574	223.7	28:44.523								
15	1	1:47.946	24.654	53.689	29.603	215.3	33:54.131								
16	1	1:46.332	24.631	52.537	29.164	215.3	35:40.463								
17	1	1:45.689	24.159	52.271	29.259	215.3	37:26.152								
18	1	1:45.067	24.263	51.909	28.895	216.0	39:11.219								
19	1	1:56.257B	24.822	53.941	37.494	217.4	41:07.476								
20	1	3:53.796	2:30.336	54.182	29.278		45:01.272								
21	1	1:45.767	24.255	52.580	28.932	215.3	46:47.039								
22	1	1:45.337	24.162	52.298	28.877	216.7	48:32.376								




## Campeonato de España de GT-CET ROUND 2 - VALENCIA GT-CET-Test Oficial Previo

### Sector Analysis

■ Personal Best    
 ■ Session Best    
 ■ Crossing the pit lane

Lap	D	Time	Sector 1	Sector 2	Sector 3	T.Spd	Elapsed	Lap	D	Time	Sector 1	Sector 2	Sector 3	T.Spd	Elapsed
<b>120</b> VORTEX 1.Stéphane BARRET 2.Stephane GERVAIS(JF) VORTEX GPX															
1	1	2:49.258	1:10.749	1:05.044	33.465		2:49.258								
2	1	1:55.006	25.841	58.109	31.056	226.6	4:44.264								
3	1	1:50.929	24.561	55.346	31.022	229.6	6:35.193								
4	1	1:48.755	24.782	54.333	29.640	229.6	8:23.948								
5	1	1:48.862	24.396			231.9	10:12.810								
6	1	1:47.147	24.264	53.851	<b>29.032</b>	235.9	11:59.957								
7	1	1:47.173	<b>23.831</b>	53.670	29.672	234.3	13:47.130								
8	1	1:46.249	24.008	53.127	29.114	228.9	15:33.379								
9	1	1:48.121	24.264	54.208	29.649	230.4	17:21.500								
10	1	1:50.837	24.294	55.975	30.568	230.4	19:12.337								
11	1	1:48.665	24.220	54.435	30.010	231.9	21:01.002								
12	1	1:49.128	24.215			229.6	22:50.130								
13	1	2:18.280	24.433	1:22.137	31.710	228.9	25:08.410								
14	1	1:48.654	24.716	53.964	29.974	227.4	26:57.064								
15	1	2:01.531	<b>B</b>	24.424	56.102	41.005	231.2	28:58.595							
16	1	4:06.174	2:29.243	1:04.836	32.095		33:04.769								
17	1	1:53.088	26.036	55.682	31.370	225.9	34:57.857								
18	1	1:51.474	25.684	55.138	30.652	229.6	36:49.331								
19	1	1:48.845	24.933	54.129	29.783	228.1	38:38.176								
20	1	1:48.589	24.962	53.948	29.679	231.2	40:26.765								
21	1	1:48.993	24.322	54.469	30.202	230.4	42:15.758								
22	1	1:47.847	24.557	53.466	29.824	231.2	44:03.605								
23	1	1:47.284	24.871	53.326	29.087	231.2	45:50.889								
24	1	1:45.964	24.084	52.807	29.073	231.9	47:36.853								
25	1	<b>1:45.783</b>	24.104	<b>52.568</b>	29.111	229.6	49:22.636								
26	1	1:47.941	25.157	53.348	29.436	231.2	51:10.577								
27	1	1:51.690	24.266	55.380	32.044	231.2	53:02.267								
<b>121</b> VORTEX 1.Evan MAINIER(Jr) 2.Paul A. PALLOT(Jr) VORTEX 2.0 GPX															
1	1	3:05.429	1:43.610	53.712	28.107		3:05.429								
2	1	1:39.367	23.022	49.275	27.070	233.5	4:44.796								
3	1	1:44.789	<b>B</b>	23.018	48.748	33.023	236.7	6:29.585							
4	1	23:07.699	...	49.765	26.557		29:37.284								
5	1	<b>1:36.769</b>	<b>22.052</b>	<b>48.381</b>	<b>26.336</b>	237.5	31:14.053								
6	1	1:47.222	<b>B</b>	23.690	51.783	31.749	239.2	33:01.275							
7	1	4:58.511	3:35.284	53.934	29.293		37:59.786								
8	1	1:44.373	23.867	52.081	28.425	237.5	39:44.159								
9	1	1:42.399	23.239	51.106	28.054	238.3	41:26.558								
10	1	1:42.066	23.072	51.275	27.719	238.3	43:08.624								
11	1	1:42.803	23.437	51.855	27.511	237.5	44:51.427								
12	1	1:40.830	22.941	50.499	27.390	240.0	46:32.257								
13	1	1:39.550	22.619	49.832	27.099	239.2	48:11.807								
14	1	1:40.051	22.772	49.777	27.502	238.3	49:51.858								
15	1	1:39.463	22.607	49.753	27.103	236.7	51:31.321								
16	1	1:39.475	22.438	50.035	27.002	239.2	53:10.796								
17	1	1:41.200	22.501	51.043	27.656	240.0	54:51.996								
18	1	1:52.183	<b>B</b>	23.019	51.676	37.488	240.8	56:44.179							
<b>122</b> VORTEX 1.Lionel(JF) AMROUCHE VORTEX GPX															
1	1	5:34.492	4:06.235	59.291	28.966		5:34.492								
2	1	1:44.751	23.898	52.622	28.231	235.9	7:19.243								
3	1	1:41.682	23.044	51.171	27.467	237.5	9:00.925								
4	1	1:39.957	22.807	50.147	27.003	237.5	10:40.882								
5	1	1:38.823	22.546			238.3	12:19.705								
6	1	1:37.839	22.443	48.972	26.424	236.7	13:57.544								
7	1	1:46.633	<b>B</b>	22.128	49.222	35.283	238.3	15:44.177							
8	1	8:18.796	6:59.917	51.776	27.103		24:02.973								
9	1	1:38.676	22.297	49.397	26.982	240.0	25:41.649								
10	1	1:39.375	22.274	50.292	26.809	240.8	27:21.024								
11	1	1:37.417	22.461	48.690	26.266	239.2	28:58.441								
12	1	1:44.151	<b>B</b>	22.128	49.123	32.900	240.8	30:42.592							
13	1	8:10.624	6:53.778	50.370	26.476		38:53.216								
14	1	1:37.891	22.379	48.660	26.852	239.2	40:31.107								
15	1	1:46.263	<b>B</b>	22.222	49.047	34.994	240.0	42:17.370							
16	1	3:04.022	1:46.455	50.962	26.605		45:21.392								
17	1	1:36.969	22.117	48.626	<b>26.226</b>	238.3	46:58.361								
18	1	1:37.060	22.125	48.640	26.295	240.0	48:35.421								
19	1	1:36.955	22.030	48.263	26.662	239.2	50:12.376								
20	1	1:36.957	22.100	48.529	26.328	238.3	51:49.333								
21	1	<b>1:36.324</b>	<b>21.920</b>	<b>48.012</b>	26.392	239.2	53:25.657								
22	1	1:47.802	<b>B</b>	22.022	50.068	35.712	238.3	55:13.459							
<b>124</b> GT CORSE RACING 1.Manuel BERTOLÍN BMW M4 GT4 EVO GT4															
1	1	3:26.231	1:47.169	1:04.577	34.485		3:26.231								
2	1	2:00.244	<b>B</b>	28.289	54.043	37.912	164.6	5:26.475							
3	1	3:50.875	2:29.543	51.896	29.436		9:17.350								
4	1	1:43.549	24.019	51.042	28.488	212.0	11:00.899								
5	1	1:42.423	23.709	50.581	28.133	214.0	12:43.322								
6	1	1:43.891	23.586	51.947	28.358	215.3	14:27.213								
7	1	1:42.118	23.549	50.434	28.135	216.7	16:09.331								
8	1	1:49.279	<b>B</b>	24.250	51.194	33.835	219.4	17:58.610							
9	1	4:41.664	3:20.739	51.711	29.214		22:40.274								
10	1	1:42.566	24.147	50.347	28.072	218.0	24:22.840								
11	1	1:42.222	23.429	50.372	28.421	216.7	26:05.062								
12	1	1:43.977	24.156	51.791	28.030	217.4	27:49.039								
13	1	1:42.115	23.562	50.518	28.035	218.7	29:31.154								
14	1	1:42.185	<b>23.372</b>	50.684	28.129	217.4	31:13.339								
15	1	1:45.614	23.495	52.202	29.917	216.7	32:58.953								
16	1	1:42.096	23.465	50.458	28.173	216.7	34:41.049								
17	1	2:01.747	24.467	1:02.965	34.315	218.7	36:42.796								
18	1	1:49.263	28.671	50.994	29.598	175.4	38:32.059								
19	1	1:48.823	<b>B</b>	23.605	50.684	34.534	218.0	40:20.882							
20	1	7:18.068	5:43.527	1:03.722	30.819		47:38.950								
21	1	1:44.240	23.854	51.250	29.136	214.7	49:23.190								
22	1	1:42.600	23.957	50.277	28.366	216.0	51:05.790								
23	1	1:56.702	24.819	56.660	35.223	217.4	53:02.492								
24	1	2:06.440	24.628	1:07.419	34.393	216.7	55:08.932								
25	1	1:42.146	23.551	50.346	28.249	216.7	56:51.078								
26	1	<b>1:41.292</b>	23.419	<b>49.962</b>	<b>27.911</b>	216.7	58:32.370								
<b>125</b> PCR SPORT 1.Lorenzo MENDIETA(JF) PORSCHE 992 GT3 CUP GT CUP															



## Campeonato de España de GT-CET

### ROUND 2 - VALENCIA

#### GT-CET-Test Oficial Previo


### Sector Analysis

■ Personal Best    
 ■ Session Best    
 B Crossing the pit lane

Lap	D	Time	Sector 1	Sector 2	Sector 3	T.Spd	Elapsed	Lap	D	Time	Sector 1	Sector 2	Sector 3	T.Spd	Elapsed
1	1	7:38.276	B	6:04.314	55.175	38.787	7:38.276								
2	1	5:20.011		3:59.483	51.875	28.653	12:58.287								
3	1	1:41.863		22.950	50.526	28.387	234.3								
4	1	1:43.187		23.067	51.795	28.325	235.9								
5	1	1:44.545		23.828	53.319	27.398	235.9								
6	1	1:40.657		22.720	50.427	27.510	236.7								
7	1	1:40.710		22.865	49.975	27.870	236.7								
8	1	1:40.272		22.707			237.5								
9	1	1:41.716		22.870	51.005	27.841	237.5								
10	1	1:42.014		22.834	50.136	29.044	235.9								
11	1	1:40.743		22.901	50.329	27.513	236.7								
12	1	1:40.836		22.658	50.634	27.544	235.9								
13	1	1:49.245	B	22.704	52.324	34.217	235.9								
14	1	4:20.586		2:57.425	53.095	30.066									
15	1	1:40.725		22.783	50.641	27.301	234.3								
16	1	1:40.345		22.782	50.137	27.426	235.9								
17	1	1:43.281		22.818	52.941	27.522	240.8								
18	1	1:46.738	B	23.238	51.573	31.927	238.3								
19	1	4:57.083		3:35.773	51.343	29.967									
20	1	1:40.854		22.729	50.711	27.414	236.7								
21	1	1:39.940		22.759	50.027	27.154	236.7								
22	1	1:42.726		22.805	50.994	28.927	239.2								
23	1	1:41.322		23.001	50.838	27.483	236.7								
24	1	1:42.299		22.975			238.3								
25	1	1:40.430		23.104	49.982	27.344	238.3								
26	1	1:39.786		22.557			236.7								

140	<b>MONTEIROS COMPETICOES</b> 1. Antonio J.N. DA ROCHA	BMW M4 GT4 GT4
-----	--	-------------------

1	1	4:28.307	2:35.157	1:12.330	40.820		4:28.307								
2	1	2:10.151	30.166	1:04.405	35.580	208.8	6:38.458								
3	1	2:04.412	28.931	1:02.483	32.998	216.7	8:42.870								
4	1	1:58.148	27.001	58.843	32.304	218.7	10:41.018								
5	1	1:59.572	26.788			220.1	12:40.590								
6	1	2:09.172	B	27.852	1:01.688	39.632	220.1								
7	1	4:25.062	2:51.689	1:00.253	33.120		19:14.824								
8	1	1:55.395	25.947	57.833	31.615	221.5	21:10.219								
9	1	1:56.081	26.450			220.1	23:06.300								
10	1	1:54.550	25.753	57.698	31.099	220.8	25:00.850								
11	1	1:52.938	25.594	56.689	30.655	220.8	26:53.788								
12	1	1:53.783	25.643	57.022	31.118	220.1	28:47.571								
13	1	1:53.540	25.525	56.904	31.111	222.3	30:41.111								
14	1	1:53.616	25.838	56.308	31.470	222.3	32:34.727								
15	1	1:53.514	25.626	57.083	30.805	222.3	34:28.241								
16	1	1:51.692	25.508	55.734	30.450	221.5	36:19.933								
17	1	1:50.898	25.336	55.321	30.241	222.3	38:10.831								
18	1	1:49.646		24.871	54.863	29.912	223.0								
19	1	2:02.994	B	25.522	57.310	40.162	223.7								
20	1	5:21.220	3:52.774	57.170	31.276		47:24.691								
21	1	1:50.709	25.325	55.393	29.991	221.5	49:15.400								
22	1	1:50.313	25.063	54.930	30.320	223.7	51:05.713								
23	1	1:50.709	25.436	55.004	30.269	222.3	52:56.422								
24	1	1:50.411	25.712	54.380	30.319	223.7	54:46.833								
25	1	1:49.322	25.113	54.456	29.753	223.7	56:36.155								
26	1	2:00.565	B	25.063	55.192	40.310	222.3								




**Campeonato de España de GT-CET**  
**ROUND 2 - VALENCIA**  
**GT-CET-Test Oficial Previo**

**Classification**

Hour	Flag	Message
12:11:08		CAR #111 - NO TRANSPONDER SIGNAL
12:17:05		CAR #111 - NO TRANSPONDER SIGNAL
12:29:28		CAR #15 - NO TRANSPONDER SIGNAL SINCE 12:19

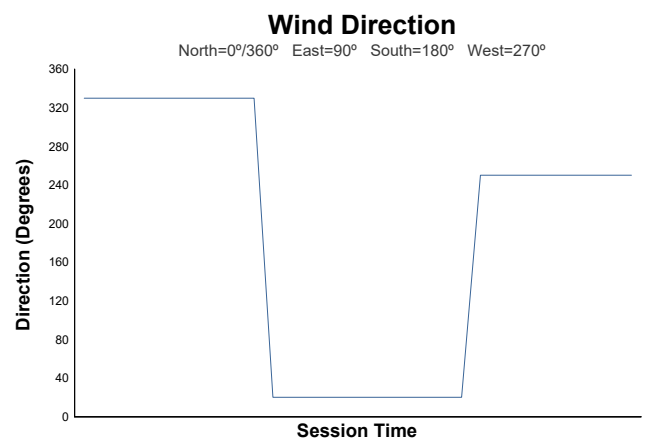
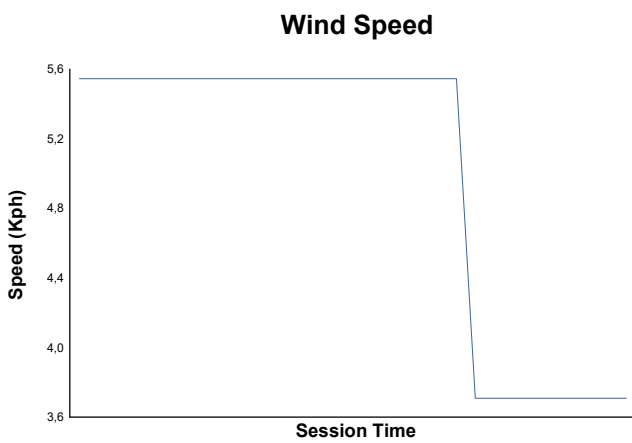
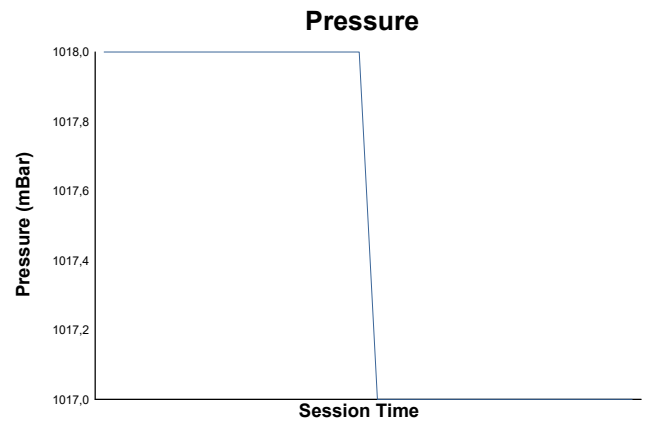
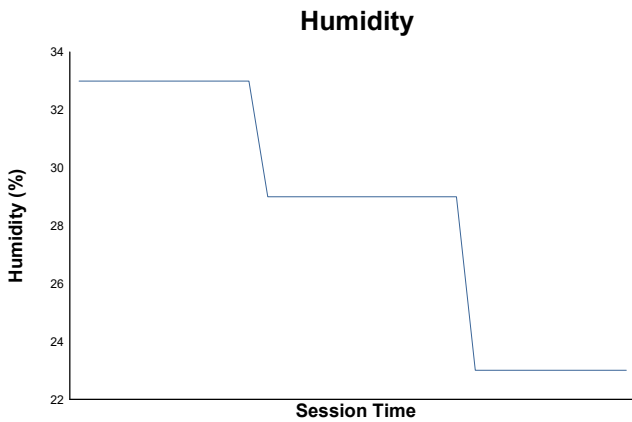
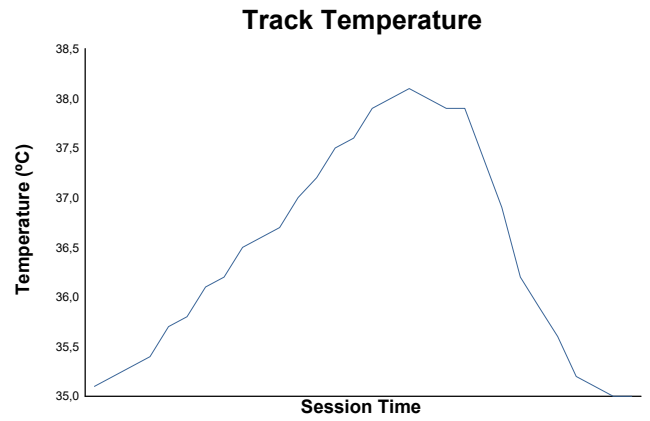
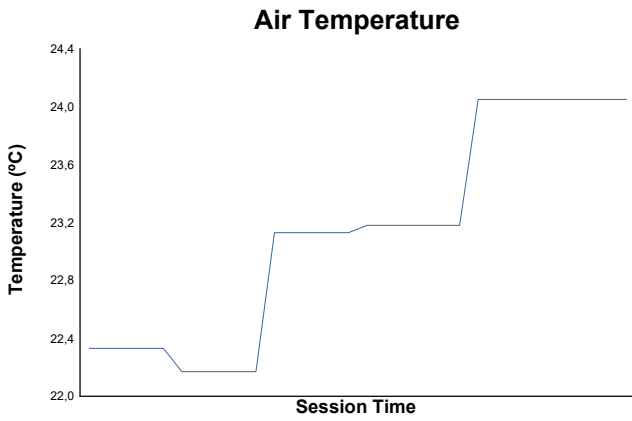
Published at: .....

<b>Race Director:</b> Maxi GUERRERO 	<b>Timekeeper:</b> Alberto ESTEBANEZ 
---	--




**ROUND 2 - VALENCIA**  
Campeonato de España de GT-CET  
GT-CET-Test Oficial Previo

**Weather Report**



Track Status: **DRY**



## Campeonato de España de GT-CET

### ROUND 2 - VALENCIA

### GT-CET - Entrenamientos Libres 1

### Classification

No Drivers	Team	Car	Cl.	Time	Lap Total	Gap	Kph
1 121 E. MAINIER(Jr) / P. PALLOT(Jr)	VORTEX	VORTEX 2.0	GPX	<b>1:37.112</b>	4 22	- -	148.5
2 122 L. AMROUCHE	VORTEX	VORTEX	GPX	<b>1:37.255</b>	18 19	+0.143 +0.143	148.2
3 111 P. YEREGUI / D. CARRETERO	DAGO	GINETTA G56	GPX	<b>1:38.911</b>	5 21	+1.799 +1.656	145.8
4 125 L. MENDIETA(JF)	PCR SPORT	PORSCHE 992 GT3 CUP	GT CUP	<b>1:40.494</b>	17 23	+3.382 +1.583	143.5
5 124 M. BERTOLÍN	GT CORSE RACING	BMW M4 GT4 EVO	GT4	<b>1:41.885</b>	4 16	+4.773 +1.391	141.5
6 139 P. LOIRINHO / J. VELASCO	ESCUADERIA FARAON	MERCEDES AMG GT4	GPX	<b>1:42.800</b>	10 12	+5.688 +0.915	140.3
7 138 A. SANABRIA / P. BRAS	ESCUADERIA FARAON	PORSCHE 992 GT3 CUP	GT CUP	<b>1:43.414</b>	2 3	+6.302 +0.614	139.4
8 119 J. SMÖRG / F. MACIAS	PROMOTION MOTORSPORT	BMW M4 GT4	GT4	<b>1:43.757</b>	19 22	+6.645 +0.343	139.0
9 25 P. CARREGAL	E2P	BMW M2 CS RACING	TC1	<b>1:45.196</b>	5 19	+8.084 +1.439	137.1
10 120 S. BARRET / S. GERVAIS(JF)	VORTEX	VORTEX	GPX	<b>1:46.174</b>	18 24	+9.062 +0.978	135.8
11 11 A. RODRIGUEZ / R. MORENO	DRIVER'S ACADEMY	PEUGEOT 308 CUP	TC2	<b>1:46.244</b>	7 20	+9.132 +0.070	135.7
12 8 H. LATORRE(Jr) / G. MIGUÉLEZ(Jr)	RX PRO RACING	PEUGEOT 308 RACING CUP	TC2	<b>1:46.385</b>	8 21	+9.273 +0.141	135.5
13 9 O. APARICIO	HISPANO ALEMAN RACING TEAM	BMW M2 CS RACING	TC1	<b>1:47.286</b>	20 24	+10.174 +0.901	134.4
14 30 O. SALAZAR	E2P	BMW M2 CS RACING	TC1	<b>1:48.287</b>	7 23	+11.175 +1.001	133.1
15 140 A. DA ROCHA	MONTEIROS COMPETICOES	BMW M4 GT4	GT4	<b>1:50.661</b>	20 22	+13.549 +2.374	130.3
16 13 O. VERGARA	TEAM VRT	RENAULT CLIO CUP IV	TC4	<b>1:54.833</b>	19 20	+17.721 +4.172	125.6
17 20 M. GARCIA	BALBOR MOTORSPORT	RENAUL CLIO CUP IV	TC4	<b>1:55.512</b>	19 21	+18.400 +0.679	124.8
18 41 C. CORTÉS / A. RODRIGUEZ	DRIVER'S ACADEMY	RENAULT CLIO CUP V	TC5	<b>1:55.786</b>	19 20	+18.674 +0.274	124.5
19 3 L. CHILLIDA(JF)	MDTE RACING	MINI COOPER	TC6	<b>1:59.886</b>	20 21	+22.774 +4.100	120.3
20 21 N. POZZUTO / M. POZZUTO(Jr)	HISPANO ALEMAN RACING TEAM	MINI COOPER	TC6	<b>2:00.232</b>	7 23	+23.120 +0.346	119.9
21 24 C. NICULAI / F. BRACO	HISPANO ALEMAN RACING TEAM	MINI COOPER	TC6	<b>2:00.548</b>	9 20	+23.436 +0.316	119.6
22 12 C. MEDINA / D. DE LA PEÑA	HISPANO ALEMAN RACING TEAM	MINI COOPER	TC6	<b>2:10.084</b>	15 15	+32.972 +9.536	110.8
23 15 A. GOROSTIZA(JF) / S. HEBRARD	UCAV RACING	BMW M2 CS RACING	TC1				

**Fastest Lap:** Lap 4    Evan MAINIER(Jr)    1:37.112    148.5 Kph


CAR #11 - POOR TRANSPONDER SIGNAL - SOME PASSINGS MISSING - PLEASE CHECK

Published at: .....

Track Status: DRY

**Race Director:**  
Maxi GUERRERO

**Timekeeper:**  
Alberto ESTÉBANEZ



## Campeonato de España de GT-CET

### ROUND 2 - VALENCIA

#### GT-CET - Entrenamientos Libres 1

### Classification by Class

No Drivers	Team	Car	Time	Lap Total	Gap	Kph
<b>GPX</b>						
1 121 E. MAINIER(Jr) / P. PALLOT(Jr)	VORTEX	VORTEX 2.0	1:37.112	4 22		148.5
2 122 L. AMROUCHE	VORTEX	VORTEX	1:37.255	18 19	+0.143 +0.143	148.2
3 111 P. YEREGUI / D. CARRETERO	DAGO	GINETTA G56	1:38.911	5 21	+1.799 +1.656	145.8
4 139 P. LOIRINHO / J. VELASCO	ESCUADERIA FARAON	MERCEDES AMG GT4	1:42.800	10 12	+5.688 +3.889	140.3
5 120 S. BARRET / S. GERVAIS(JF)	VORTEX	VORTEX	1:46.174	18 24	+9.062 +3.374	135.8
<b>GT CUP</b>						
1 125 L. MENDIETA(JF)	PCR SPORT	PORSCHE 992 GT3 CUP	1:40.494	17 23		143.5
2 138 A. SANABRIA / P. BRAS	ESCUADERIA FARAON	PORSCHE 992 GT3 CUP	1:43.414	2 3	+2.920 +2.920	139.4
<b>GT4</b>						
1 124 M. BERTOLÍN	GT CORSE RACING	BMW M4 GT4 EVO	1:41.885	4 16		141.5
2 119 J. SMÖRG / F. MACIAS	PROMOTION MOTORSPORT	BMW M4 GT4	1:43.757	19 22	+1.872 +1.872	139.0
3 140 A. DA ROCHA	MONTEIROS COMPETICOES	BMW M4 GT4	1:50.661	20 22	+8.776 +6.904	130.3
<b>TC1</b>						
1 25 P. CARREGAL	E2P	BMW M2 CS RACING	1:45.196	5 19		137.1
2 9 O. APARICIO	HISPANO ALEMAN RACING TEAM	BMW M2 CS RACING	1:47.286	20 24	+2.090 +2.090	134.4
3 30 O. SALAZAR	E2P	BMW M2 CS RACING	1:48.287	7 23	+3.091 +1.001	133.1
4 15 A. GOROSTIZA(JF) / S. HEBRARD	UCAV RACING	BMW M2 CS RACING				
<b>TC2</b>						
1 11 A. RODRIGUEZ / R. MORENO	DRIVER'S ACADEMY	PEUGEOT 308 CUP	1:46.244	7 20		135.7
2 8 H. LATORRE(Jr) / G. MIGUÉLEZ(Jr)	RX PRO RACING	PEUGEOT 308 RACING CUP	1:46.385	8 21	+0.141 +0.141	135.5
<b>TC4</b>						
1 13 O. VERGARA	TEAM VRT	RENAULT CLIO CUP IV	1:54.833	19 20		125.6
2 20 M. GARCIA	BALBOR MOTORSPORT	RENAUL CLIO CUP IV	1:55.512	19 21	+0.679 +0.679	124.8
<b>TC5</b>						
1 41 C. CORTÉS / A. RODRIGUEZ	DRIVER'S ACADEMY	RENAULT CLIO CUP V	1:55.786	19 20		124.5
<b>TC6</b>						
1 3 L. CHILLIDA(JF)	MDTE RACING	MINI COOPER	1:59.886	20 21		120.3
2 21 N. POZZUTO / M. POZZUTO(Jr)	HISPANO ALEMAN RACING TEAM	MINI COOPER	2:00.232	7 23	+0.346 +0.346	119.9
3 24 C. NICULAI / F. BRACO	HISPANO ALEMAN RACING TEAM	MINI COOPER	2:00.548	9 20	+0.662 +0.316	119.6
4 12 C. MEDINA / D. DE LA PEÑA	HISPANO ALEMAN RACING TEAM	MINI COOPER	2:10.084	15 15	+10.198 +9.536	110.8


CAR #11 - POOR TRANSPONDER SIGNAL - SOME PASSINGS MISSING - PLEASE CHECK

Published at: .....

Track Status: **DRY**

**Race Director:**  
Maxi GUERRERO

**Timekeeper:**  
Alberto ESTÉBANEZ




## Campeonato de España de GT-CET

### ROUND 2 - VALENCIA

#### GT-CET - Entrenamientos Libres 1

### Best Sector Times


Sector 1		Sector 2		Sector 3		No Team	Class	Ideal Lap	Best Lap		
No Driver	Time	No Driver	Time	No Driver	Time						
1	121 E.MAINIER(Jr)	21.872	122 L.AMROUCHE	48.319	121 E.MAINIER(Jr)	26.336	1	122 VORTEX	GPX	1:36.736	1:37.255 (2)
2	122 L.AMROUCHE	21.915	121 E.MAINIER(Jr)	48.617	122 L.AMROUCHE	26.502	2	121 VORTEX	GPX	1:36.825	1:37.112 (1)
3	111 P.YEREGUI	22.644	111 P.YEREGUI	48.807	111 P.YEREGUI	27.023	3	111 DAGO	GPX	1:38.474	1:38.911 (3)
4	125 L.MENDIETA(JF)	22.646	124 M.BERTOLÍN	50.168	125 L.MENDIETA(JF)	27.175	4	125 PCR SPORT	GT CUP	1:40.032	1:40.494 (4)
5	138 A.SANABRIA	23.131	125 L.MENDIETA(JF)	50.211	138 A.SANABRIA	27.723	5	124 GT CORSE RACING	GT4	1:41.558	1:41.885 (5)
6	139 P.LOIRINHO	23.338	139 P.LOIRINHO	50.894	124 M.BERTOLÍN	28.002	6	138 ESCUDERIA FARAON	GT CUP	1:42.086	1:43.414 (7)
7	124 M.BERTOLÍN	23.388	138 A.SANABRIA	51.232	139 P.LOIRINHO	28.195	7	139 ESCUDERIA FARAON	GPX	1:42.427	1:42.800 (6)
8	119 J.SMÖRG	23.761	119 J.SMÖRG	51.342	119 J.SMÖRG	28.540	8	119 PROMOTION MOTORSPORT	GT4	1:43.643	1:43.757 (8)
9	120 S.BARRET	23.849	25 P.CARREGAL	51.758	25 P.CARREGAL	28.723	9	25 E2P	TC1	1:44.442	1:45.196 (9)
10	25 P.CARREGAL	23.961	11 A.RODRIGUEZ	52.261	120 S.BARRET	28.996	10	120 VORTEX	GPX	1:45.678	1:46.174 (10)
11	11 A.RODRIGUEZ	24.499	8 H.LATORRE(Jr)	52.480	8 H.LATORRE(Jr)	29.181	11	11 DRIVER'S ACADEMY	TC2	1:46.120	1:46.244 (11)
12	8 H.LATORRE(Jr)	24.532	120 S.BARRET	52.833	9 O.APARICIO	29.302	12	8 RX PRO RACING	TC2	1:46.193	1:46.385 (12)
13	9 O.APARICIO	24.611	9 O.APARICIO	52.941	11 A.RODRIGUEZ	29.360	13	9 HISPANO ALEMAN RACING TEAM	TC1	1:46.854	1:47.286 (13)
14	30 O.SALAZAR	24.651	30 O.SALAZAR	53.503	30 O.SALAZAR	29.454	14	30 E2P	TC1	1:47.608	1:48.287 (14)
15	140 A.DA ROCHA	25.062	140 A.DA ROCHA	55.264	140 A.DA ROCHA	30.121	15	140 MONTEIROS COMPETICOES	GT4	1:50.447	1:50.661 (15)
16	13 O.VERGARA	26.305	13 O.VERGARA	56.501	20 M.GARCIA	31.751	16	13 TEAM VRT	TC4	1:54.586	1:54.833 (16)
17	20 M.GARCIA	26.408	41 C.CORTÉS	56.814	13 O.VERGARA	31.780	17	20 BALBOR MOTORSPORT	TC4	1:55.151	1:55.512 (17)
18	41 C.CORTÉS	26.823	20 M.GARCIA	56.992	41 C.CORTÉS	32.149	18	41 DRIVER'S ACADEMY	TC5	1:55.786	1:55.786 (18)
19	3 L.CHILLIDA(JF)	27.449	21 N.POZZUTO	58.389	3 L.CHILLIDA(JF)	33.219	19	3 MDTE RACING	TC6	1:59.249	1:59.886 (19)
20	21 N.POZZUTO	27.671	3 L.CHILLIDA(JF)	58.581	21 N.POZZUTO	33.244	20	21 HISPANO ALEMAN RACING TEAM	TC6	1:59.304	2:00.232 (20)
21	24 C.NICULAI	27.673	24 C.NICULAI	58.850	24 C.NICULAI	33.375	21	24 HISPANO ALEMAN RACING TEAM	TC6	1:59.898	2:00.548 (21)
22	12 C.MEDINA	29.597	12 C.MEDINA	1:00.733	12 C.MEDINA	35.607	22	12 HISPANO ALEMAN RACING TEAM	TC6	2:05.937	2:10.084 (22)



**Campeonato de España de GT-CET**  
**ROUND 2 - VALENCIA**  
**GT-CET - Entrenamientos Libres 1**

**Best Top Speed**

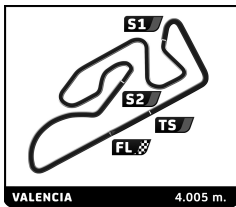
Team	Car	Class	Top Speed	Top 1 Kph Lap	Top 2 Kph Lap	Top 3 Kph Lap	Top 4 Kph Lap	Top 5 Kph Lap	Avg					
122 VORTEX	VORTEX	GPX	L. AMROUCHE	241.7	15	240.8	18	240.0	13	240.0	8	239.2	19	240,3
121 VORTEX	VORTEX 2.0	GPX	E. MAINIER(Jr)	240.0	6	239.2	19	239.2	14	239.2	4	238.3	7	239,2
125 PCR SPORT	PORSCHE 992 GT3 CUP	GT CUP	L. MENDIETA(JF)	238.3	23	237.5	18	237.5	16	237.5	12	236.7	6	237,5
138 ESCUDERIA FARAON	PORSCHE 992 GT3 CUP	GT CUP	A. SANABRIA	235.9	3	235.1	2							235,5
120 VORTEX	VORTEX	GPX	S. BARRET	233.5	9	231.9	23	231.9	19	231.2	12	231.2	18	231,9
139 ESCUDERIA FARAON	MERCEDES AMG GT4	GPX	P. LOIRINHO	231.2	12	231.2	11	230.4	10	230.4	9	230.4	6	230,7
111 DAGO	GINETTA G56	GPX	P. YEREGUI	229.6	8	228.9	16	228.1	9	228.1	5	228.1	4	228,6
25 E2P	BMW M2 CS RACING	TC1	P. CARREGAL	228.9	18	228.1	16	227.4	19	225.9	9	225.9	6	227,2
9 HISPANO ALEMAN RACING TEAM	BMW M2 CS RACING	TC1	O. APARICIO	225.9	23	225.9	21	225.9	20	225.9	19	225.9	12	225,9
140 MONTEIROS COMPETICOES	BMW M4 GT4	GT4	A. DA ROCHA	223.7	21	223.0	10	222.3	8	222.3	9	222.3	14	222,7
30 E2P	BMW M2 CS RACING	TC1	O. SALAZAR	223.0	18	222.3	7	222.3	8	222.3	9	222.3	19	222,4
119 PROMOTION MOTORSPORT	BMW M4 GT4	GT4	J. SMÖRG	220.1	21	219.4	22	219.4	9	218.7	5	218.7	7	219,3
124 GT CORSE RACING	BMW M4 GT4 EVO	GT4	M. BERTOLÍN	217.4	13	216.7	16	216.7	11	216.7	10	216.7	8	216,8
8 RX PRO RACING	PEUGEOT 308 RACING CUP	TC2	H. LATORRE(Jr)	212.0	19	210.7	20	210.1	12	209.5	3	209.5	6	210,4
11 DRIVER'S ACADEMY	PEUGEOT 308 CUP	TC2	A. RODRIGUEZ	210.7	20	206.3	19	206.3	18	204.5	16	201.5	6	205,9
13 TEAM VRT	RENAULT CLIO CUP IV	TC4	O. VERGARA	191.5	19	189.9	18	188.9	20	188.3	6	188.3	7	189,4
20 BALBOR MOTORSPORT	RENAUL CLIO CUP IV	TC4	M. GARCIA	190.4	17	190.4	15	189.9	3	189.9	11	189.9	12	190,1
41 DRIVER'S ACADEMY	RENAULT CLIO CUP V	TC5	C. CORTÉS	185.3	18	185.3	14	184.8	19	184.8	11	184.3	20	184,9
3 MDTE RACING	MINI COOPER	TC6	L. CHILLIDA(JF)	181.4	11	181.4	4	180.9	21	180.5	6	180.5	8	180,9
21 HISPANO ALEMAN RACING TEAM	MINI COOPER	TC6	N. POZZUTO	179.5	20	178.6	15	176.8	3	175.9	8	175.9	4	177,3
24 HISPANO ALEMAN RACING TEAM	MINI COOPER	TC6	C. NICULAI	178.1	16	178.1	8	177.2	13	177.2	7	177.2	2	177,6
12 HISPANO ALEMAN RACING TEAM	MINI COOPER	TC6	C. MEDINA	174.1	2	172.8	13	171.5	8	170.7	6	170.2	11	171,9
15 UCAV RACING	BMW M2 CS RACING	TC1												



**Campeonato de España de GT-CET**  
**ROUND 2 - VALENCIA**  
**GT-CET - Entrenamientos Libres 1**

**Fastest Lap Sequence**

Elapsed	No Team	Car	Class	Driver	Time	Kph	Lap
3:45.970	25 E2P	BMW M2 CS RACING	TC1	Pablo CARREGAL	<b>1:46.341</b>	135.6	2
3:54.425	121 VORTEX	VORTEX 2.0	GPX	Evan MAINIER(Jr)	<b>1:39.133</b>	145.4	2
5:31.961	121 VORTEX	VORTEX 2.0	GPX	Evan MAINIER(Jr)	<b>1:37.536</b>	147.8	3
7:09.073	121 VORTEX	VORTEX 2.0	GPX	Evan MAINIER(Jr)	<b>1:37.112</b>	148.5	4




## Campeonato de España de GT-CET ROUND 2 - VALENCIA GT-CET - Entrenamientos Libres 1

### Sector Analysis

■ Personal Best    
 ■ Session Best    
 ■ Crossing the pit lane

Lap	D	Time	Sector 1	Sector 2	Sector 3	T.Spd	Elapsed	Lap	D	Time	Sector 1	Sector 2	Sector 3	T.Spd	Elapsed					
<b>3</b>		<b>MDTE RACING</b>					MINI COOPER													
		1.Luis CHILLIDA(JF)					TC6													
1	1	2:49.141	1:04.579	1:06.909	37.653		2:49.141	7	1	1:48.603	25.154	53.646	29.803	223.7	13:37.858					
2	1	2:32.545 <b>B</b>	30.980	1:15.175	46.390	174.1	5:21.686	8	1	1:47.921	25.116	<b>52.941</b>	29.864	222.3	15:25.779					
3	1	3:44.135	2:05.199	1:04.545	34.391		9:05.821	9	1	1:47.847	24.803	53.139	29.905	225.1	17:13.626					
4	1	2:03.019	28.599	59.961	34.459	181.4	11:08.840	10	1	1:57.143 <b>B</b>	25.044	56.824	35.275	223.7	19:10.769					
5	1	2:04.822	29.257	1:01.205	34.360	179.5	13:13.662	11	1	5:28.863	4:03.569	54.953	30.341		24:39.632					
6	1	2:01.773	28.019	59.636	34.118	180.5	15:15.435	12	1	1:51.826	25.288	55.632	30.906	225.9	26:31.458					
7	1	2:03.871	27.993	59.180	36.698	176.3	17:19.306	13	1	2:54.043 <b>B</b>	32.504	1:27.863	53.676	225.1	29:25.501					
8	1	2:05.177	28.013	1:01.389	35.775	180.5	19:24.483	14	1	3:24.181	2:00.550	53.779	29.852		32:49.682					
9	1	2:01.082	28.258	58.941	33.883	178.1	21:25.565	15	1	1:50.838	24.916	54.065	31.857	223.7	34:40.520					
10	1	2:00.588	27.572	58.960	34.056	179.1	23:26.153	16	1	1:50.010	24.914	54.115	30.981	225.1	36:30.530					
11	1	2:00.310	27.721	58.846	33.743	181.4	25:26.463	17	1	1:50.158	25.003	55.441	29.714	222.3	38:20.688					
12	1	2:23.740 <b>B</b>	29.049	1:07.033	47.658	178.1	27:50.203	18	1	1:57.264	25.203	1:01.817	30.244	223.7	40:17.952					
13	1	7:09.947	5:33.477	1:01.622	34.848		35:00.150	19	1	1:48.520	24.702	53.776	30.442	225.9	42:06.472					
14	1	2:04.150	27.894	1:01.867	34.389	179.1	37:04.300	20	1	<b>1:47.286</b>	<b>24.611</b>	<b>53.373</b>	<b>29.302</b>	225.9	43:53.758					
15	1	2:05.016	28.163	1:02.828	34.025	177.7	39:09.316	21	1	1:48.523	24.797	53.723	30.003	225.9	45:42.281					
16	1	2:01.336	27.871	59.639	33.826	180.0	41:10.652	22	1	1:48.924	25.059	53.673	30.192	225.1	47:31.205					
17	1	2:00.121	27.813	<b>58.581</b>	33.727	178.6	43:10.773	23	1	1:54.343	24.916	59.078	30.349	225.9	49:25.548					
18	1	2:08.432	30.066	1:03.802	34.564	177.2	45:19.205	24	1	2:00.676 <b>B</b>	24.865	55.846	39.965	225.1	51:26.224					
19	1	2:01.977	27.758	1:00.167	34.052	180.5	47:21.182													
20	1	<b>1:59.886</b>	27.487	59.180	<b>33.219</b>	180.5	49:21.068													
21	1	2:00.256	<b>27.449</b>	59.567	33.240	180.9	51:21.324													
<b>8</b>		<b>RX PRO RACING</b>					PEUGEOT 308 RACING CUP													
		1.Hugo LATORRE(Jr)					TC2													
1	1	2:17.570	48.852	55.648	33.070		2:17.570	1	1	3:30.776	1:25.793	1:21.961	43.022		3:30.776					
2	1	1:50.470	25.819	53.107	31.544	209.5	4:08.040	2	1	2:27.468	34.333	1:12.245	40.890		5:58.244					
3	1	1:56.217	24.566	54.138	37.513	209.5	6:04.257	3	1	2:35.513 <b>B</b>	31.264	1:08.929	55.320		8:33.757					
4	1	1:52.984 <b>B</b>	25.226	53.182	34.576	208.2	7:57.241	4	1	2:32.657	1:08.450	54.116	30.091		11:06.414					
5	1	3:13.901	1:49.261	54.877	29.763		11:11.142	5	1	1:46.985	25.020	52.395	29.570		12:53.399					
6	1	1:46.609	24.948	<b>52.480</b>	<b>29.181</b>	209.5	12:57.751	6	1	1:46.259	24.514	52.385	<b>29.360</b>	201.5	14:39.658					
7	1	1:47.874	24.964	52.798	30.112	208.8	14:45.625	7	1	<b>1:46.244</b>	<b>24.499</b>	<b>52.261</b>	29.484		16:25.902					
8	1	<b>1:46.385</b>	<b>24.532</b>	52.624	29.229	208.2	16:32.010	8	1	2:03.298 <b>B</b>	24.586	52.849	45.863		18:29.200					
9	1	1:46.893	24.754	52.751	29.388	208.2	18:18.903	9	1	4:42.231	3:12.168	58.864	31.199		23:11.431					
10	1	2:01.392 <b>B</b>	26.798	57.102	37.492	207.6	20:20.295	10	1	1:51.332	26.154	55.161	30.017		25:02.763					
11	1	3:50.937	2:27.116	54.205	29.616		24:11.232	11	1	2:03.937 <b>B</b>	25.532	55.200	43.205		27:06.700					
12	1	1:49.744	25.388	53.361	30.995	210.1	26:00.976	12	1	6:39.397	5:10.128	56.903	32.366		33:46.097					
13	1	1:47.874	24.964	52.798	30.112	208.8	14:45.625	13	1	1:51.004	25.694	55.157	30.153		35:37.101					
14	1	<b>1:46.385</b>	<b>24.532</b>	52.624	29.229	208.2	16:32.010	14	1	1:50.490	25.682	54.928	29.880		37:27.591					
15	1	1:46.893	24.754	52.751	29.388	208.2	18:18.903	15	1	1:49.690	25.808	53.977	29.905		39:17.281					
16	1	2:01.392 <b>B</b>	26.798	57.102	37.492	207.6	20:20.295	16	1	1:59.649 <b>B</b>	25.458	55.139	39.052	204.5	41:16.930					
17	1	3:50.937	2:27.116	54.205	29.616		24:11.232	17	1	3:19.180	1:45.886	59.625	33.669		44:36.110					
18	1	1:49.744	25.388	53.361	30.995	210.1	26:00.976	18	1	1:53.145	26.251	56.051	30.843	206.3	46:29.255					
19	1	2:25.476 <b>B</b>	25.421	1:11.861	48.194	209.5	28:26.452	19	1	1:51.628	25.486	54.521	31.621	206.3	48:20.883					
20	1	5:30.527	4:07.456	53.500	29.571		33:56.979	20	1	2:04.429	25.818	1:05.819	32.792	210.7	50:25.312					
21	1	1:48.025	25.197	53.165	29.663	209.5	35:45.004													
22	1	2:00.030 <b>B</b>	24.831	57.362	37.837	209.5	37:45.034													
23	1	4:56.933	3:33.623	53.743	29.567		42:41.967													
24	1	1:48.405	24.728	53.391	30.286	209.5	44:30.372													
25	1	1:48.991	24.829	54.665	29.497	212.0	46:19.363													
26	1	1:48.305	25.488	52.989	29.828	210.7	48:07.668													
27	1	1:48.106	24.745	53.615	29.746	208.8	49:55.774													
<b>9</b>		<b>HISPANO ALEMÁN RACING TEAM</b>					BMW M2 CS RACING													
		1.Oscar APARICIO					TC1													
1	1	2:29.391	48.786	1:04.742	35.863		2:29.391	1	1	2:29.809	46.543	1:04.838	38.428		2:29.809					
2	1	1:53.917	25.821	56.420	31.676	216.7	4:23.308	2	1	2:14.819 <b>B</b>	<b>29.597</b>	<b>1:00.733</b>	44.489	174.1	4:44.628					
3	1	1:52.221	25.390	55.877	30.954	224.4	6:15.529	3	1	5:35.877 <b>B</b>	3:43.238	1:04.619	48.020		10:20.505					
4	1	1:52.789	25.521	55.872	31.396	223.0	8:08.318	4	1	7:41.318 <b>B</b>	5:55.571	1:02.941	42.806		18:01.823					
5	1	1:51.365	25.250	53.783	32.332	223.7	9:59.683	5	1	8:28.115	6:44.652	1:06.246	37.217		26:29.938					
6	1	1:49.572	24.966	53.864	30.742	225.1	11:49.255	6	1	3:04.900 <b>B</b>	38.686	1:27.961	58.253	170.7	29:34.838					
								7	1	3:41.691	1:59.858	1:04.729	37.104		33:16.529					
								8	1	2:13.834	32.572	1:02.066	39.196	171.5		35:30.363				
								9	1	2:10.952	31.223	1:03.344	36.385	167.0		37:41.315				
								10	1	2:13.801	31.806	1:05.490	36.505	169.0		39:55.116				
								11	1	2:10.773	31.025	1:03.439	36.309	170.2		42:05.889				
								12	1	2:17.950	29.688	1:01.683	46.579	167.4		44:23.839				
								13	1	2:13.884	30.602	1:07.229	36.053	172.8		46:37.723				
<b>11</b>		<b>DRIVER'S ACADEMY</b>					PEUGEOT 308 CUP													
		1.Alvaro RODRIGUEZ					TC2													
1	1	3:30.776	1:25.793	1:21.961	43.022		3:30.776	1	1	2:29.809	46.543	1:04.838	38.428		2:29.809					
2	1	2:27.468	34.333	1:12.245	40.890		5:58.244	2	1	2:14.819 <b>B</b>	<b>29.597</b>	<b>1:00.733</b>	44.489	174.1	4:44.628					
3	1	2:35.513 <b>B</b>	31.264	1:08.929	55.320		8:33.757	3	1	5:35.877 <b>B</b>	3:43.238	1:04.619	48.020		10:20.505					
4	1	2:32.657	1:08.450	54.116	30.091		11:06.414	4	1	7:41.318 <b>B</b>	5:55.571	1:02.941	42.806		18:01.823					
5	1	1:46.985	25.020	52.395	29.570		12:53.399	5	1	8:28.115	6:44.652	1:06.246	37.217		26:29.938					
6	1	1:46.259	24.514	52.385	<b>29.360</b>	201.5	14:39.658	6	1	3:04.900 <b>B</b>	38.686	1:27.961	58.253	170.7	29:34.838					
7	1	<b>1:46.244</b>	<b>24.499</b>	<b>52.261</b>	29.484		16:25.902	7	1	3:41.691	1:59.858	1:04.729	37.104		33:16.529					
8	1	2:03.298 <b>B</b>	24.586	52.849	45.863		18:29.200	8	1	2:13.834	32.572	1:02.066	39.196	171.5	35:30.363					
9	1	4:42.231	3:12.168	58.864	31.199		23:11.431	9	1	2:10.952	31.223	1:03.344	36.385	167.0	37:41.315					
10	1	1:51.332	26.154	55.161	30.017		25:02.763	10	1	2:13.801	31.806	1:05.490	36.505	169.0	39:55.116					
11	1	2:03.937 <b>B</b>	25.532	55.200	43.205		27:06.700	11	1	2:10.773	31.025	1:03.439	36.309	170.2	42:05.889					
12	1	6:39.397	5:10.128	56.903	32.366		33:46.097	12	1	2:17.950	29.688	1:01.683	46.579	167.4	44:23.839					
13	1	1:51.004	25.694	55.157	30.153		35:37.101	13	1	2:13.884	30.602	1:07.229	36.053	172.8	46:37.723					
14	1																			




## Campeonato de España de GT-CET ROUND 2 - VALENCIA GT-CET - Entrenamientos Libres 1

### Sector Analysis

■ Personal Best    
 ■ Session Best    
 ■ Crossing the pit lane

Lap	D	Time	Sector 1	Sector 2	Sector 3	T.Spd	Elapsed	Lap	D	Time	Sector 1	Sector 2	Sector 3	T.Spd	Elapsed
<b>13</b> TEAM VRT 1.Oscar VERGARA RENAULT CLIO CUP IV TC4															
14	1	2:23.823	30.422	1:17.341	36.060	167.4	49:01.546	6	1	2:00.731	28.354	58.838	33.539	173.2	13:04.815
15	1	2:10.084	29.628	1:04.849	35.607	165.8	51:11.630	7	1	2:00.232	27.671	58.734	33.827	175.0	15:05.047
1	1	2:46.411	1:00.305	1:08.962	37.144		2:46.411	8	1	2:05.908	28.229	59.325	38.354	175.9	17:10.955
2	1	2:16.056	30.784	1:03.183	42.089	173.2	5:02.467	9	1	3:03.253	1:29.805	59.589	33.859		20:14.208
3	1	3:06.220	1:31.030	1:01.948	33.242		8:08.687	10	1	2:00.936	28.035	58.881	34.020	174.1	22:15.144
4	1	2:00.485	27.967	58.453	34.065	187.3	10:09.172	11	1	2:02.109	27.880	1:00.701	33.528	175.0	24:17.253
5	1	1:58.378	27.828	57.800	32.750	187.8	12:07.550	12	1	2:00.232	28.186	58.389	33.657	173.7	26:17.485
6	1	1:57.368	27.139	57.276	32.953	188.3	14:04.918	13	1	2:56.676	29.001	1:30.005	57.670	167.4	29:14.161
7	1	1:55.726	26.987	56.724	32.015	188.3	16:00.644	14	1	4:23.451	2:48.690	1:01.086	33.675		33:37.612
8	1	1:57.291	26.846	58.221	32.224	186.8	17:57.935	15	1	2:02.675	29.451	59.855	33.369	178.6	35:40.287
9	1	2:01.818	27.887	56.514	37.417	186.8	19:59.753	16	1	2:02.513	28.580	59.710	34.223	175.4	37:42.800
10	1	7:04.896	5:23.115	59.488	42.293		27:04.649	17	1	2:03.002	28.772	1:00.379	33.851	172.4	39:45.802
11	1	6:03.162	4:32.936	58.004	32.222		33:07.811	18	1	2:00.857	28.413	59.168	33.276	173.7	41:46.659
12	1	1:55.980	27.163	56.830	31.987	186.3	35:03.791	19	1	2:06.461	28.348	1:03.908	34.205	174.5	43:53.120
13	1	1:56.126	26.670	56.641	32.815	187.8	36:59.917	20	1	2:01.051	28.137	59.670	33.244	179.5	45:54.171
14	1	1:56.028	26.535	57.713	31.780	187.3	38:55.945	21	1	2:01.427	28.400	59.271	33.756	175.0	47:55.598
15	1	1:55.365	26.578	56.629	32.158	187.3	40:51.310	22	1	2:01.216	28.141	59.400	33.675	172.8	49:56.814
16	1	1:55.611	26.509	56.967	32.135	188.3	42:46.921	23	1	2:01.439	28.436	59.518	33.485	171.9	51:58.253
17	1	1:55.783	26.546	56.520	32.717	188.3	44:42.704	<b>24</b> HISPANO ALEMAN RACING TEAM 1.Catalin NICULAI 2.Francisco BRACO MINI COOPER TC6							
18	1	1:55.619	26.549	56.873	32.197	189.9	46:38.323	1	1	2:32.531	48.183	1:08.796	35.552		2:32.531
19	1	1:54.833	26.305	56.598	31.930	191.5	48:33.156	2	1	2:05.459	29.569	1:01.226	34.664	177.2	4:37.990
20	1	1:55.423	26.598	56.501	32.324	188.9	50:28.579	3	1	2:02.452	29.005	59.492	33.955	175.0	6:40.442
<b>20</b> BALBOR MOTORSPORT 1.Marcos GARCIA RENAUL CLIO CUP IV TC4								4	1	2:03.134	28.159	59.085	35.890	176.3	8:43.576
1	1	3:11.688	1:22.795	1:09.814	39.079		3:11.688	5	1	2:01.544	28.465	59.193	33.886	176.3	10:45.120
2	1	2:10.950	37.785	58.933	34.232	124.8	5:22.638	6	1	2:01.886	28.166	58.850	34.870	175.4	12:47.006
3	1	1:58.120	27.090	57.756	33.274	189.9	7:20.758	7	1	2:02.048	28.159	59.064	34.825	177.2	14:49.054
4	1	1:57.879	27.238	58.031	32.610	188.3	9:18.637	8	1	2:01.111	27.990	59.746	33.375	178.1	16:50.165
5	1	1:57.939	27.610	57.846	32.483	189.4	11:16.576	9	1	2:00.548	27.673	59.115	33.760	175.4	18:50.713
6	1	2:05.500	26.996	58.245	40.259	188.9	13:22.076	10	1	2:00.975	27.848	59.239	33.888	175.0	20:51.688
7	1	4:41.223	2:59.915	1:08.324	32.984		18:03.299	11	1	2:01.039	28.084	59.324	33.631	175.9	22:52.727
8	1	1:56.734	27.259	57.223	32.252	187.3	20:00.033	12	1	2:01.592	27.970	59.662	33.960	172.8	24:54.319
9	1	1:56.401	26.802	57.432	32.167	189.4	21:56.434	13	1	6:06.831	27.869	4:51.893	47.069	177.2	31:01.150
10	1	1:56.801	26.950	57.844	32.007	189.4	23:53.235	14	1	6:35.034	4:57.160	1:03.065	34.809		37:36.184
11	1	1:57.244	27.156	57.557	32.531	189.9	25:50.479	15	1	2:03.303	28.826	1:00.430	34.047	175.4	39:39.487
12	1	2:29.236	27.394	1:12.175	49.667	189.9	28:19.715	16	1	2:02.242	28.419	59.594	34.229	178.1	41:41.729
13	1	6:16.395	4:40.898	1:00.744	34.753		34:36.110	17	1	2:02.603	28.138	1:00.827	33.638	175.4	43:44.332
14	1	1:56.526	26.790	57.624	32.112	188.3	36:32.636	18	1	2:02.724	28.163	1:00.452	34.109	173.7	45:47.056
15	1	1:55.910	26.664	57.067	32.179	190.4	38:28.546	19	1	2:02.153	28.084	59.727	34.342	176.8	47:49.209
16	1	1:57.070	26.922	57.925	32.223	187.8	40:25.616	20	1	2:09.978	28.370	1:00.139	41.469	173.7	49:59.187
17	1	2:07.017	28.285	1:04.839	33.893	190.4	42:32.633	<b>25</b> E2P 1.Pablo CARREGAL BMW M2 CS RACING TC1							
18	1	2:00.903	26.408	57.398	37.097	189.4	44:33.536	1	1	1:59.629	34.410	55.554	29.665		1:59.629
19	1	1:55.512	26.518	57.128	31.866	189.9	46:29.048	2	1	1:46.341	24.394	52.988	28.959	220.8	3:45.970
20	1	1:55.673	26.763	57.159	31.751	188.9	48:24.721	3	1	1:55.945	24.232	1:02.635	29.078	221.5	5:41.915
21	1	1:56.006	26.797	56.992	32.217	189.9	50:20.727	4	1	1:46.026	23.961	53.102	28.963	224.4	7:27.941
<b>21</b> HISPANO ALEMAN RACING TEAM 1.Nahuel D. POZZUTO 2.Marcos POZZUTO(Jr) MINI COOPER TC6								5	1	1:45.196	24.026	52.447	28.723	225.9	9:13.137
1	1	2:50.582	1:05.151	1:08.174	37.257		2:50.582	6	1	1:45.646	24.111	52.602	28.933	225.9	10:58.783
2	1	2:08.364	30.168	1:03.098	35.098	172.4	4:58.946	7	1	1:45.874	24.084	52.351	29.439	225.1	12:44.657
3	1	2:01.704	27.966	59.580	34.158	176.8	7:00.650	8	1	1:45.508	24.065	52.478	28.965	225.1	14:30.165
4	1	2:01.757	27.852	59.764	34.141	175.9	9:02.407	9	1	1:55.067	24.019	52.667	38.381	225.9	16:25.232
5	1	2:01.677	28.287	59.385	34.005	175.0	11:04.084	10	1	5:24.151	3:51.562	55.758	36.831		21:49.383
								11	1	6:15.768	4:29.982	58.509	47.277		28:05.151
								12	1	8:14.182	6:49.769	54.855	29.558		36:19.333
								13	1	2:18.017	30.787	1:17.500	29.730	164.2	38:37.350



## Campeonato de España de GT-CET


### ROUND 2 - VALENCIA

### GT-CET - Entrenamientos Libres 1

### Sector Analysis

■ Personal Best    
 ■ Session Best    
 ■ Crossing the pit lane

Lap	D	Time	Sector 1	Sector 2	Sector 3	T.Spd	Elapsed	Lap	D	Time	Sector 1	Sector 2	Sector 3	T.Spd	Elapsed
<b>111</b> DAGO 1.Pablo YEREGUI 2.Daniel CARRETERO								GINETTA G56 GPX							
1	1	2:23.007	1:00.922	51.886	30.199		2:23.007	1	1	2:23.007	1:00.922	51.886	30.199		2:23.007
2	1	1:41.805	23.033	51.042	27.730	226.6	4:04.812	2	1	1:41.805	23.033	51.042	27.730	226.6	4:04.812
3	1	1:39.282	22.644	49.368	27.270	226.6	5:44.094	3	1	1:39.282	22.644	49.368	27.270	226.6	5:44.094
4	1	1:39.702	22.686	49.993	27.023	228.1	7:23.796	4	1	1:39.702	22.686	49.993	27.023	228.1	7:23.796
5	1	1:38.911	22.761	48.807	27.343	228.1	9:02.707	5	1	1:38.911	22.761	48.807	27.343	228.1	9:02.707
6	1	1:44.460	B	22.855	49.060	32.545	10:47.167	6	1	1:44.460	B	22.855	49.060	32.545	10:47.167
7	1	3:19.990	2:02.719	50.004	27.267		14:07.157	7	1	3:19.990	2:02.719	50.004	27.267		14:07.157
8	1	1:39.551	23.374	49.039	27.138	229.6	15:46.708	8	1	1:39.551	23.374	49.039	27.138	229.6	15:46.708
9	1	1:39.975	22.908	49.652	27.415	228.1	17:26.683	9	1	1:39.975	22.908	49.652	27.415	228.1	17:26.683
10	1	1:58.974	B	26.475	53.938	38.561	19:25.657	10	1	1:58.974	B	26.475	53.938	38.561	19:25.657
11	1	4:18.387	2:55.200	54.262	28.925		23:44.044	11	1	4:18.387	2:55.200	54.262	28.925		23:44.044
12	1	1:45.321	24.322	52.475	28.524	222.3	25:29.365	12	1	1:45.321	24.322	52.475	28.524	222.3	25:29.365
13	1	2:06.625	B	24.810	53.185	48.630	27:35.990	13	1	2:06.625	B	24.810	53.185	48.630	27:35.990
14	1	9:20.714	7:54.934	56.600	29.180		36:56.704	14	1	9:20.714	7:54.934	56.600	29.180		36:56.704
15	1	1:44.905	24.004	52.029	28.872	225.9	38:41.609	15	1	1:44.905	24.004	52.029	28.872	225.9	38:41.609
16	1	2:21.636	24.019	1:27.627	29.990	228.9	41:03.245	16	1	2:21.636	24.019	1:27.627	29.990	228.9	41:03.245
17	1	1:45.169	24.229	52.358	28.582	225.9	42:48.414	17	1	1:45.169	24.229	52.358	28.582	225.9	42:48.414
18	1	1:51.491	25.369	56.265	29.857	226.6	44:39.905	18	1	1:51.491	25.369	56.265	29.857	226.6	44:39.905
19	1	1:49.525	25.044	54.452	30.029	225.1	46:29.430	19	1	1:49.525	25.044	54.452	30.029	225.1	46:29.430
20	1	1:47.663	24.543	53.771	29.349	225.1	48:17.093	20	1	1:47.663	24.543	53.771	29.349	225.1	48:17.093
21	1	2:18.128	24.517	1:22.602	31.009	225.1	50:35.221	21	1	2:18.128	24.517	1:22.602	31.009	225.1	50:35.221
<b>119</b> PROMOTION MOTORSPORT 1.JM SMÖRG 2.Francisco J. MACIAS								BMW M4 GT4 GT4							
1	1	3:22.303	1:47.327	1:02.091	32.885		3:22.303	1	1	3:22.303	1:47.327	1:02.091	32.885		3:22.303
2	1	1:52.138	25.924	56.804	29.410	211.4	5:14.441	2	1	1:52.138	25.924	56.804	29.410	211.4	5:14.441
3	1	1:45.336	24.249	52.230	28.857	215.3	6:59.777	3	1	1:45.336	24.249	52.230	28.857	215.3	6:59.777
4	1	1:45.057	24.430	51.973	28.654	215.3	8:44.834	4	1	1:45.057	24.430	51.973	28.654	215.3	8:44.834
5	1	1:46.715	24.325	52.669	29.721	218.7	10:31.549	5	1	1:46.715	24.325	52.669	29.721	218.7	10:31.549
6	1	1:44.040	23.889	51.553	28.598	218.0	12:15.589	6	1	1:44.040	23.889	51.553	28.598	218.0	12:15.589
7	1	1:52.292	B	23.835	52.393	36.064	14:07.881	7	1	1:52.292	B	23.835	52.393	36.064	14:07.881
8	1	3:51.340	2:27.363	54.040	29.937		17:59.221	8	1	3:51.340	2:27.363	54.040	29.937		17:59.221
9	1	1:48.087	25.894	53.003	29.190	219.4	19:47.308	9	1	1:48.087	25.894	53.003	29.190	219.4	19:47.308
10	1	1:48.405	24.661	53.487	30.257	217.4	21:35.713	10	1	1:48.405	24.661	53.487	30.257	217.4	21:35.713
11	1	1:50.128	24.573	54.543	31.012	217.4	23:25.841	11	1	1:50.128	24.573	54.543	31.012	217.4	23:25.841
12	1	1:46.152	24.519	52.173	29.460	217.4	25:11.993	12	1	1:46.152	24.519	52.173	29.460	217.4	25:11.993
13	1	1:58.763	B	24.304	52.610	41.849	27:10.756	13	1	1:58.763	B	24.304	52.610	41.849	27:10.756
14	1	7:05.892	5:39.075	57.392	29.425		34:16.648	14	1	7:05.892	5:39.075	57.392	29.425		34:16.648
15	1	1:45.282	24.163	52.168	28.951	216.0	36:01.930	15	1	1:45.282	24.163	52.168	28.951	216.0	36:01.930
16	1	1:45.146	23.897	51.650	29.599	216.7	37:47.076	16	1	1:45.146	23.897	51.650	29.599	216.7	37:47.076
17	1	1:47.597	24.906	53.212	29.479	216.0	39:34.673	17	1	1:47.597	24.906	53.212	29.479	216.0	39:34.673
18	1	1:44.194	24.058	51.473	28.663	216.7	41:18.867	18	1	1:44.194	24.058	51.473	28.663	216.7	41:18.867
19	1	1:43.757	23.875	51.342	28.540	217.4	43:02.624	19	1	1:43.757	23.875	51.342	28.540	217.4	43:02.624
20	1	1:44.338	23.761	51.370	29.207	218.7	44:46.962	20	1	1:44.338	23.761	51.370	29.207	218.7	44:46.962
21	1	1:46.272	23.771	52.721	29.780	220.1	46:33.234	21	1	1:46.272	23.771	52.721	29.780	220.1	46:33.234
22	1	1:45.636	23.820	52.382	29.434	219.4	48:18.870	22	1	1:45.636	23.820	52.382	29.434	219.4	48:18.870
<b>120</b> VORTEX 1.Stéphane BARRET 2.Stephane GERVAIS(JF)								VORTEX GPX							
1	1	2:16.884	41.560	1:02.349	32.975		2:16.884	1	1	2:16.884	41.560	1:02.349	32.975		2:16.884
2	1	1:58.482	27.404	59.617	31.461	219.4	4:15.366	2	1	1:58.482	27.404	59.617	31.461	219.4	4:15.366
3	1	1:55.787	25.788	58.761	31.238	227.4	6:11.153	3	1	1:55.787	25.788	58.761	31.238	227.4	6:11.153
4	1	1:52.084	24.942	56.184	30.958	226.6	8:03.237	4	1	1:52.084	24.942	56.184	30.958	226.6	8:03.237
5	1	1:53.964	25.292	57.123	31.549	226.6	9:57.201	5	1	1:53.964	25.292	57.123	31.549	226.6	9:57.201
<b>30</b> E2P 1.Oliver SALAZAR								BMW M2 CS RACING TC1							
1	1	2:15.660	39.899	1:02.478	33.283		2:15.660	1	1	2:15.660	39.899	1:02.478	33.283		2:15.660
2	1	1:58.428	27.259	59.547	31.622	216.0	4:14.088	2	1	1:58.428	27.259	59.547	31.622	216.0	4:14.088
3	1	2:00.550	B	26.067	58.017	36.466	6:14.638	3	1	2:00.550	B	26.067	58.017	36.466	6:14.638
4	1	3:54.094	1:53.140	1:15.674	45.280		10:08.732	4	1	3:54.094	1:53.140	1:15.674	45.280		10:08.732
5	1	1:58.286	30.767	56.724	30.795	145.8	12:07.018	5	1	1:58.286	30.767	56.724	30.795	145.8	12:07.018
6	1	1:49.394	25.374	54.055	29.965	220.8	13:56.412	6	1	1:49.394	25.374	54.055	29.965	220.8	13:56.412
7	1	1:48.287	25.050	53.783	29.454	222.3	15:44.699	7	1	1:48.287	25.050	53.783	29.454	222.3	15:44.699
8	1	1:48.846	24.705	54.298	29.843	222.3	17:33.545	8	1	1:48.846	24.705	54.298	29.843	222.3	17:33.545
9	1	1:48.386	24.651	53.642	30.093	222.3	19:21.931	9	1	1:48.386	24.651	53.642	30.093	222.3	19:21.931
10	1	1:48.393	24.826	53.503	30.064	219.4	21:10.324	10	1	1:48.393	24.826	53.503	30.064	219.4	21:10.324
11	1	2:16.696	25.105	1:16.626	34.965	220.1	23:27.020	11	1	2:16.696	25.105	1:16.626	34.965	220.1	23:27.020
12	1	1:49.661	24.774	54.568	30.319	218.7	25:16.681	12	1	1:49.661	24.774	54.568	30.319	218.7	25:16.681
13	1	2:09.070	B	25.457	55.363	48.250	27:25.751	13	1	2:09.070	B	25.457	55.363	48.250	27:25.751
14	1	6:01.723	4:33.338	57.842	30.543		33:27.474	14	1	6:01.723	4:33.338	57.842	30.543		33:27.474
15	1	1:49.740	24.989	54.649	30.102	220.8	35:17.214	15	1	1:49.740	24.989	54.649	30.102	220.8	35:17.214
16	1	1:49.887	25.428	54.569	29.890	219.4	37:07.101	16	1	1:49.887	25.428	54.569	29.890	219.4	37:07.101
17	1	1:50.550	25.211	55.317	30.022	221.5	38:57.651	17	1	1:50.550	25.211	55.317	30.022	221.5	38:57.651
18	1	1:50.656	25.415	55.282	29.959	223.0	40:48.307	18	1	1:50.656	25.415	55.282	29.959	223.0	40:48.307
19	1	1:48.761	25.073	54.099	29.589	222.3	42:37.068	19	1	1:48.761	25.073	54.099	29.589	222.3	42:37.068
20	1	1:52.483	25.184	54.926	32.373										




## Campeonato de España de GT-CET ROUND 2 - VALENCIA GT-CET - Entrenamientos Libres 1

### Sector Analysis

■ Personal Best    
 ■ Session Best    
 ■ Crossing the pit lane

Lap	D	Time	Sector 1	Sector 2	Sector 3	T.Spd	Elapsed	Lap	D	Time	Sector 1	Sector 2	Sector 3	T.Spd	Elapsed
<b>121</b> <b>VORTEX</b> VORTEX 2.0															
1.Evan MAINIER(Jr) GPX															
2.Paul A. PALLOT(Jr)															
6	1	1:52.762	25.038	55.950	31.774	224.4	11:49.963	11	1	2:18.744	1:01.526	50.126	27.092		37:00.223
7	1	1:51.400	25.229	55.664	30.507	224.4	13:41.363	12	1	1:39.053	22.240	49.536	27.277	238.3	38:39.276
8	1	1:50.864	24.553	56.192	30.119	227.4	15:32.227	13	1	1:37.846	22.347	48.430	27.069	240.0	40:17.122
9	1	1:51.731	24.718	55.929	31.084	233.5	17:23.958	14	1	1:37.546	22.200	48.662	26.684	237.5	41:54.668
10	1	1:52.552	24.948	56.872	30.732	227.4	19:16.510	15	1	1:38.336	22.303	49.446	26.587	241.7	43:33.004
11	1	1:51.739	25.172	56.082	30.485	228.9	21:08.249	16	1	1:37.668	22.211	48.814	26.643	238.3	45:10.672
12	1	1:51.468	25.005	55.888	30.575	231.2	22:59.717	17	1	1:53.241	22.191	1:04.197	26.853	239.2	47:03.913
13	1	2:03.456	24.919	57.217	41.320	226.6	25:03.173	18	1	1:37.255	21.989	48.764	26.502	240.8	48:41.168
14	1	8:09.983	6:39.996	58.390	31.597		33:13.156	19	1	1:38.498	22.000	49.226	27.272	239.2	50:19.666
15	1	1:50.384	25.056	55.290	30.038	223.0	35:03.540								
16	1	1:50.385	25.247	55.791	29.347	229.6	36:53.925								
17	1	1:46.718	24.499	53.213	29.006	228.9	38:40.643								
18	1	1:46.174	24.345	52.833	28.996	231.2	40:26.817								
19	1	1:47.981	24.383	53.999	29.599	231.9	42:14.798								
20	1	2:08.454	23.849	53.819	50.786	230.4	44:23.252								
21	1	1:52.874	27.540	55.977	29.357	203.9	46:16.126								
22	1	1:47.756	24.293	53.583	29.880	231.2	48:03.882								
23	1	1:49.033	24.098	55.389	29.546	231.9	49:52.915								
24	1	1:49.728	25.038	54.410	30.280	231.2	51:42.643								
<b>122</b> <b>VORTEX</b> VORTEX GPX															
1.Lione(JF) AMROUCHE															
1	1	2:15.292	52.149	54.043	29.100		2:15.292								
2	1	1:39.133	22.600	49.565	26.968	232.7	3:54.425								
3	1	1:37.536	22.516	48.617	26.403	236.7	5:31.961								
4	1	1:37.112		21.872	48.904	26.336	7:09.073								
5	1	1:37.116	21.989	48.660	26.467	238.3	8:46.189								
6	1	1:41.734	23.362	50.209	28.163	240.0	10:27.923								
7	1	1:44.957	B	22.262	49.339	33.356	12:12.880								
8	1	4:25.786	3:06.705	51.317	27.764		16:38.666								
9	1	1:40.154	22.768	49.731	27.655	236.7	18:18.820								
10	1	1:40.995	22.832	51.097	27.066	236.7	19:59.815								
11	1	1:40.406	22.605	50.479	27.322	238.3	21:40.221								
12	1	1:42.669	22.599	51.125	28.945	238.3	23:22.890								
13	1	1:40.015	22.862	50.157	26.996	237.5	25:02.905								
14	1	1:49.230	B	22.403	51.788	35.039	26:52.135								
15	1	5:57.704	4:39.262	50.250	28.192		32:49.839								
16	1	1:43.024	22.846	50.108	30.070	238.3	34:32.863								
17	1	1:42.838	22.867	51.115	28.856	237.5	36:15.701								
18	1	1:38.507	22.441	49.367	26.699	236.7	37:54.208								
19	1	1:43.958	22.633	53.457	27.868	239.2	39:38.166								
20	1	1:50.805	B	22.471	50.669	37.665	41:28.971								
21	1	3:12.557	1:54.160	50.723	27.674		44:41.528								
22	1	1:39.448	22.874	49.782	26.792	238.3	46:20.976								
<b>125</b> <b>PCR SPORT</b> PORSCHE 992 GT3 CUP															
1.Lorenzo MENDIETA(JF) GT CUP															
1	1	6:23.187	4:38.743	1:08.296	36.148		6:23.187								
2	1	1:59.268	28.530	59.519	31.219	193.1	8:22.455								
3	1	1:47.308	24.215	53.218	29.875	221.5	10:09.763								
4	1	1:52.538	26.381	55.981	30.176	214.7	12:02.301								
5	1	1:43.257	23.413	52.057	27.787	231.9	13:45.558								
6	1	1:46.823	22.979	54.093	29.751	236.7	15:32.381								
7	1	1:43.862	23.482	51.544	28.836	235.9	17:16.243								
8	1	1:41.804	22.932	51.205	27.667	236.7	18:58.047								
9	1	1:42.815	23.681	51.479	27.655	235.9	20:40.862								
10	1	1:41.560	22.992	51.074	27.494	235.9	22:22.422								
11	1	1:42.100	23.207	51.646	27.247	235.1	24:04.522								
12	1	1:44.368	22.896	51.692	29.780	237.5	25:48.890								
13	1	2:02.129	B	23.108	58.671	40.350	27:51.019								
14	1	5:33.716	4:12.436	53.391	27.889		33:24.735								
15	1	1:41.617	23.241	50.822	27.554	235.1	35:06.352								
16	1	1:43.321	23.176	52.794	27.351	237.5	36:49.673								
17	1	1:40.494	22.883	50.211	27.400	235.9	38:30.167								
18	1	1:40.880	22.846	50.859	27.175	237.5	40:11.047								
19	1	1:43.433	22.646	51.081	29.706	235.9	41:54.480								
20	1	1:47.886	B	23.314	51.501	33.071	43:42.366								
21	1	3:39.626	2:14.951	56.651	28.024		47:21.992								
22	1	1:41.432	23.058	50.851	27.523	235.9	49:03.424								
23	1	1:40.956	23.010	50.576	27.370	238.3	50:44.380								
<b>138</b> <b>ESCUDERIA FARAON</b> PORSCHE 992 GT3 CUP															
1.Agustin SANABRIA GT CUP															
2.Pablo BRAS															



## Campeonato de España de GT-CET

### ROUND 2 - VALENCIA

### GT-CET - Entrenamientos Libres 1

## Sector Analysis

■ Personal Best    
 ■ Session Best    
 B Crossing the pit lane

Lap	D	Time	Sector 1	Sector 2	Sector 3	T.Spd	Elapsed	Lap	D	Time	Sector 1	Sector 2	Sector 3	T.Spd	Elapsed
1	1	18:56.262	...	52.765	27.723		18:56.262								
2	1	1:43.414	24.406	51.232	27.776	235.1	20:39.676								
3	1	1:53.807 <span style="color: black;">B</span>	23.131	52.717	37.959	235.9	22:33.483								

139

**ESCUDERIA FARAON**  
 1.Pedro M. LOIRINHO  
 2.Jose VELASCO

MERCEDES AMG GT4  
 GPX


1	1	23:06.234	...	54.767	29.023		23:06.234
2	1	1:46.086	24.004	52.222	29.860	229.6	24:52.320
3	1	2:16.354 <span style="color: black;">B</span>	23.930	1:07.931	44.493	229.6	27:08.674
4	1	8:17.313	6:55.852	52.324	29.137		35:25.987
5	1	1:45.057	24.208	51.318	29.531	228.1	37:11.044
6	1	1:45.087	23.417	53.356	28.314	230.4	38:56.131
7	1	1:42.889	23.523	51.171	28.195	229.6	40:39.020
8	1	1:43.382	23.338	51.824	28.220	229.6	42:22.402
9	1	1:52.660	23.578	51.433	37.649	230.4	44:15.062
10	1	1:42.800	23.560	50.894	28.346	230.4	45:57.862
11	1	1:52.508	26.495	57.543	28.470	231.2	47:50.370
12	1	2:33.282 <span style="color: black;">B</span>	24.058	1:25.411	43.813	231.2	50:23.652

140

**MONTEIROS COMPETICOES**  
 1.Antonio J.N. DA ROCHA

BMW M4 GT4  
 GT4

1	1	3:16.152	1:27.732	1:12.643	35.777		3:16.152
2	1	2:04.851	29.050	1:02.854	32.947	211.4	5:21.003
3	1	1:58.389	26.855	59.290	32.244	220.1	7:19.392
4	1	1:57.014	27.072	58.555	31.387	218.7	9:16.406
5	1	1:58.021	27.231	58.838	31.952	220.8	11:14.427
6	1	1:55.225	26.285	57.424	31.516	220.8	13:09.652
7	1	1:57.548	26.994	58.753	31.801	221.5	15:07.200
8	1	1:55.256	26.760	57.381	31.115	222.3	17:02.456
9	1	1:53.108	25.491	56.538	31.079	222.3	18:55.564
10	1	1:56.653	26.256	58.517	31.880	223.0	20:52.217
11	1	1:53.872	26.114	57.026	30.732	220.8	22:46.089
12	1	1:52.960	26.295	56.135	30.530	220.8	24:39.049
13	1	1:51.878	25.571	55.732	30.575	221.5	26:30.927
14	1	2:50.624 <span style="color: black;">B</span>	31.205	1:27.017	52.402	222.3	29:21.551
15	1	5:00.618	3:24.059	1:04.594	31.965		34:22.169
16	1	1:55.170	26.261	57.511	31.398	221.5	36:17.339
17	1	1:53.132	25.893	56.370	30.869	222.3	38:10.471
18	1	1:51.709	25.549	55.495	30.665	222.3	40:02.180
19	1	1:52.445	25.172	56.488	30.785	222.3	41:54.625
20	1	1:50.661	25.062	55.478	30.121	221.5	43:45.286
21	1	1:50.954	25.262	55.264	30.428	223.7	45:36.240
22	1	1:51.438	25.201	55.543	30.694	222.3	47:27.678





**Campeonato de España de GT-CET**  
**ROUND 2 - VALENCIA**  
**GT-CET - Entrenamientos Libres 1**

**Classification**

Hour	Flag	Message
15:23:19		#11 POOR TRANSPONDER SIGNAL - PLEASE CHECK
15:25:20		#25 INVASION CARRIL SALIDA BOXES
15:26:29		#25 WARNING - INVASION CARRIL SALIDA BOXES
15:30:28		#8 WARNING TRACK LIMITS T1
15:30:57		#25 WARNING - INVASION CARRIL SALIDA BOXES
15:33:37		#122 WARNING TRACK LIMITS T6
15:35:36		#124 WARNING TRACK LIMITS T15
15:37:53		#124 WARNING TRACK LIMITS T14
15:41:44		RED FLAG
15:45:58		GREENFLAG
15:46:08		GREEN FLAG
15:53:18		#13 WARNING - TRACK LIMITS T6
16:03:03		#25 WARNING - TRACK LIMITS T6
16:05:01		BANDERA CUADROS

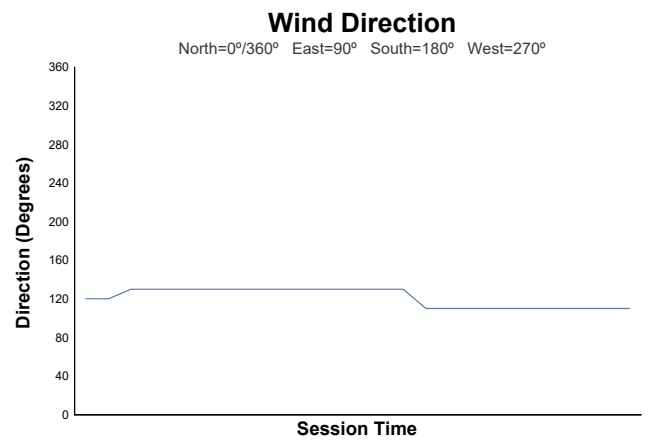
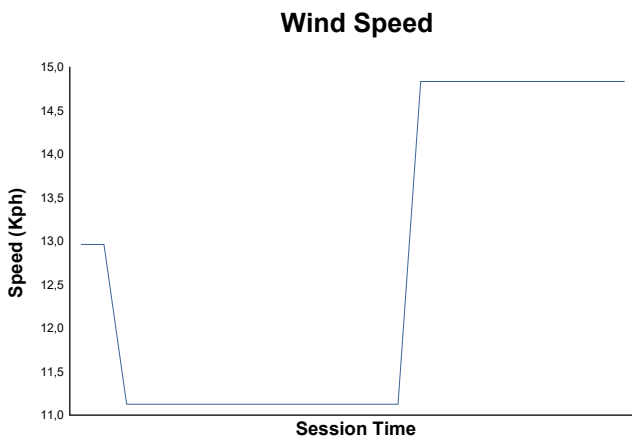
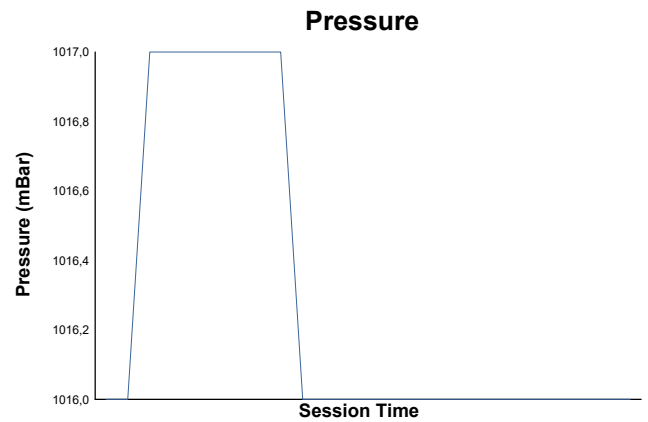
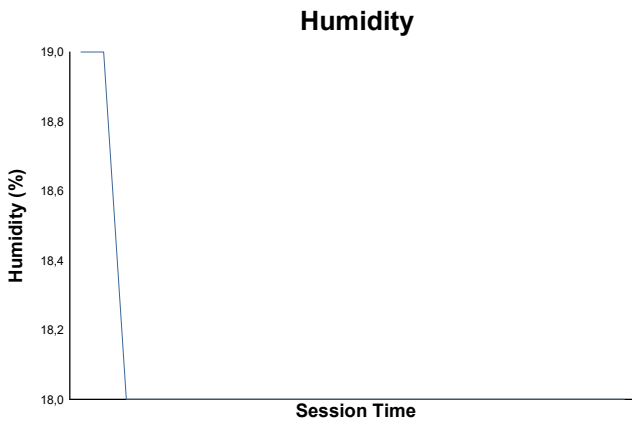
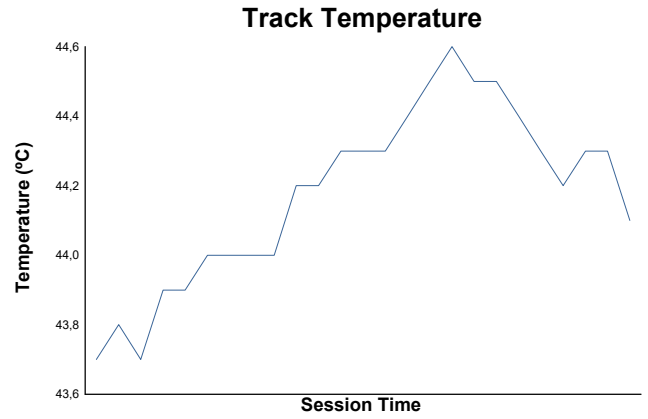
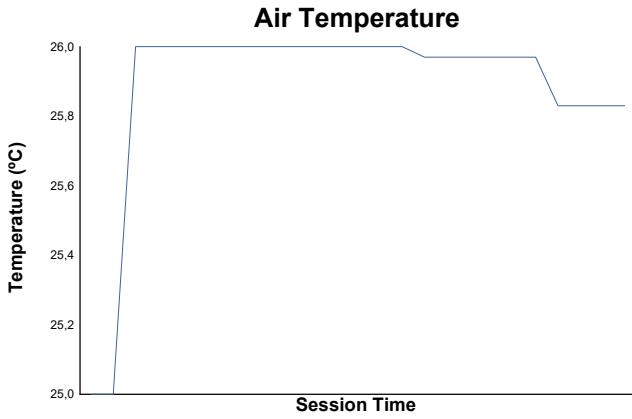
Published at: .....

<b>Race Director:</b> Maxi GUERRERO 	<b>Timekeeper:</b> Alberto ESTÉBANEZ 
---	--




**ROUND 2 - VALENCIA**  
Campeonato de España de GT-CET  
GT-CET - Entrenamientos Libres 1

**Weather Report**



Track Status: **DRY**



## Campeonato de España de GT-CET ROUND 2 - VALENCIA

### Entrenamientos Clasificatorios 1

### Final Classification

No Drivers	Team	Car	Cl.	Time	Lap Total	Gap	Kph
1 122 L. AMROUCHE	VORTEX	VORTEX	GPX	<b>1:35.587</b>	7 9	-	150.8
2 138 P. BRAS / A. SANABRIA	ESCUADERIA FARAON	PORSCHE 992 GT3 CUP	GPX	<b>1:36.476</b>	3 8	+0.889	149.4
3 121 E. MAINIER(Jr) / A. GOMEZ	VORTEX	VORTEX 2.0	GPX	<b>1:36.979</b>	6 10	+1.392	148.7
4 125 L. MENDIETA(JF)	PCR SPORT	PORSCHE 992 GT3 CUP	GT CUP	<b>1:39.399</b>	7 8	+3.812	145.1
5 111 P. YEREGUI / D. CARRETERO	DAGO	GINETTA G56	GPX	<b>1:39.686</b>	3 6	+4.099	144.6
6 124 M. BERTOLÍN	GT CORSE RACING	BMW M4 GT4 EVO	GT4	<b>1:41.858</b>	5 6	+6.271	141.6
7 119 J. SMÖRG / F. MACIAS	PROMOTION MOTORSPORT	BMW M4 GT4	GT4	<b>1:44.046</b>	8 8	+8.459	138.6
8 11 A. RODRIGUEZ / R. MORENO	DRIVER'S ACADEMY	PEUGEOT 308 CUP	TC2	<b>1:44.242</b>	5 9	+8.655	138.3
9 139 P. LOIRINHO / J. VELASCO	ESCUADERIA FARAON	MERCEDES AMG GT4	GPX	<b>1:44.246</b>	7 8	+8.659	138.3
10 25 P. CARREGAL	E2P	BMW M2 CS RACING	TC1	<b>1:44.276</b>	7 8	+8.689	138.3
11 8 H. LATORRE(Jr) / G. MIGUÉLEZ(Jr)	RX PRO RACING	PEUGEOT 308 RACING CUP	TC2	<b>1:44.810</b>	7 8	+9.223	137.6
12 15 A. GOROSTIZA(JF) / S. HEBRARD	UCAV RACING	BMW M2 CS RACING	TC1	<b>1:44.982</b>	5 6	+9.395	137.3
13 9 O. APARICIO	HISPANO ALEMAN RACING TEAM	BMW M2 CS RACING	TC1	<b>1:45.237</b>	7 9	+9.650	137.0
14 30 O. SALAZAR	E2P	BMW M2 CS RACING	TC1	<b>1:45.255</b>	7 9	+9.668	137.0
15 120 S. BARRET / S. GERVAIS(JF)	VORTEX	VORTEX	GPX	<b>1:46.383</b>	7 9	+10.796	135.5
16 140 A. DA ROCHA	MONTEIROS COMPETICOES	BMW M4 GT4	GT4	<b>1:50.736</b>	6 7	+15.149	130.2
17 13 O. VERGARA	TEAM VRT	RENAULT CLIO CUP IV	TC4	<b>1:53.117</b>	8 8	+17.530	127.5
18 20 M. GARCIA	BALBOR MOTORSPORT	RENAUL CLIO CUP IV	TC4	<b>1:53.762</b>	5 6	+18.175	126.7
19 24 F. BRACO / C. NICULAI	HISPANO ALEMAN RACING TEAM	MINI COOPER	TC6	<b>1:57.166</b>	5 8	+21.579	123.1
20 41 C. CORTÉS / A. RODRIGUEZ	DRIVER'S ACADEMY	RENAULT CLIO CUP V	TC5	<b>1:57.728</b>	6 8	+22.141	122.5
21 21 N. POZZUTO / M. POZZUTO(Jr)	HISPANO ALEMAN RACING TEAM	MINI COOPER	TC6	<b>1:58.086</b>	5 8	+22.499	122.1
22 12 C. MEDINA / D. DE LA PEÑA	HISPANO ALEMAN RACING TEAM	MINI COOPER	TC6	<b>1:58.110</b>	6 8	+22.523	122.1
23 3 L. CHILLIDA(JF)	MDTE RACING	MINI COOPER	TC6	<b>1:58.810</b>	3 4	+23.223	121.4


**Fastest Lap:** Lap 7 | Lionel(JF) AMROUCHE | **1:35.587** | 150.8 Kph

CAR #121 - TRACK LIMITS T1 - LAP 5 & 7 INVALIDATED - TRACK LIMITS  
CAR #15 - BEST LAPTIME DELETED - CAUSING A RED FLAG - Art. 24.7

Published at: .....

Track Status: **DRY**

	<p><b>Timekeeper:</b> Alberto ESTÉBANEZ</p>
--	---



## Campeonato de España de GT-CET

### ROUND 2 - VALENCIA

#### Entrenamientos Clasificatorios 1


### Final Classification by Class


No Drivers	Team	Car	Time	Lap Total	Gap	Kph
<b>GPX</b>						
1 122 L. AMROUCHE	VORTEX	VORTEX	1:35.587	7 9		150.8
2 138 P. BRAS / A. SANABRIA	ESCUADERIA FARAON	PORSCHE 992 GT3 CUP	1:36.476	3 8	+0.889 +0.889	149.4
3 121 E. MAINIER(Jr) / A. GOMEZ	VORTEX	VORTEX 2.0	1:36.979	6 10	+1.392 +0.503	148.7
4 111 P. YEREGUI / D. CARRETERO	DAGO	GINETTA G56	1:39.686	3 6	+4.099 +2.707	144.6
5 139 P. LOIRINHO / J. VELASCO	ESCUADERIA FARAON	MERCEDES AMG GT4	1:44.246	7 8	+8.659 +4.560	138.3
6 120 S. BARRET / S. GERVAIS(JF)	VORTEX	VORTEX	1:46.383	7 9	+10.796 +2.137	135.5
<b>GT CUP</b>						
1 125 L. MENDIETA(JF)	PCR SPORT	PORSCHE 992 GT3 CUP	1:39.399	7 8		145.1
<b>GT4</b>						
1 124 M. BERTOLÍN	GT CORSE RACING	BMW M4 GT4 EVO	1:41.858	5 6		141.6
2 119 J. SMÖRG / F. MACIAS	PROMOTION MOTORSPORT	BMW M4 GT4	1:44.046	8 8	+2.188 +2.188	138.6
3 140 A. DA ROCHA	MONTEIROS COMPETICOES	BMW M4 GT4	1:50.736	6 7	+8.878 +6.690	130.2
<b>TC1</b>						
1 25 P. CARREGAL	E2P	BMW M2 CS RACING	1:44.276	7 8		138.3
2 15 A. GOROSTIZA(JF) / S. HEBRARD	UCAV RACING	BMW M2 CS RACING	1:44.982	5 6	+0.706 +0.706	137.3
3 9 O. APARICIO	HISPANO ALEMÁN RACING TEAM	BMW M2 CS RACING	1:45.237	7 9	+0.961 +0.255	137.0
4 30 O. SALAZAR	E2P	BMW M2 CS RACING	1:45.255	7 9	+0.979 +0.018	137.0
<b>TC2</b>						
1 11 A. RODRIGUEZ / R. MORENO	DRIVER'S ACADEMY	PEUGEOT 308 CUP	1:44.242	5 9		138.3
2 8 H. LATORRE(Jr) / G. MIGUÉLEZ(Jr)	RX PRO RACING	PEUGEOT 308 RACING CUP	1:44.810	7 8	+0.568 +0.568	137.6
<b>TC4</b>						
1 13 O. VERGARA	TEAM VRT	RENAULT CLIO CUP IV	1:53.117	8 8		127.5
2 20 M. GARCIA	BALBOR MOTORSPORT	RENAUL CLIO CUP IV	1:53.762	5 6	+0.645 +0.645	126.7
<b>TC5</b>						
1 41 C. CORTÉS / A. RODRIGUEZ	DRIVER'S ACADEMY	RENAULT CLIO CUP V	1:57.728	6 8		122.5
<b>TC6</b>						
1 24 F. BRACO / C. NICULAI	HISPANO ALEMÁN RACING TEAM	MINI COOPER	1:57.166	5 8		123.1
2 21 N. POZZUTO / M. POZZUTO(Jr)	HISPANO ALEMÁN RACING TEAM	MINI COOPER	1:58.086	5 8	+0.920 +0.920	122.1
3 12 C. MEDINA / D. DE LA PEÑA	HISPANO ALEMÁN RACING TEAM	MINI COOPER	1:58.110	6 8	+0.944 +0.024	122.1
4 3 L. CHILLIDA(JF)	MDTE RACING	MINI COOPER	1:58.810	3 4	+1.644 +0.700	121.4

CAR #121 - TRACK LIMITS T1 - LAP 5 & 7 INVALIDATED - TRACK LIMITS  
 CAR #15 - BEST LAP TIME DELETED - CAUSING A RED FLAG - Art. 24.7

Published at: .....

Track Status: **DRY**

	<b>Timekeeper:</b> Alberto ESTÉBANEZ 
--	--




## Campeonato de España de GT-CET ROUND 2 - VALENCIA Entrenamientos Clasificatorios 1

### Final Classification by Driver Fastest Lap

No	Team	Car	Class	Driver	Time Lap	Total	Gap	Kph	
1	122	VORTEX	VORTEX	GPX	Lionel(JF) AMROUCHE	1:35.587	7	9	150.8
2	138	ESCUDERIA FARAON	PORSCHE 992 GT3 CUP	GPX	Pablo BRAS	1:36.476	3	8	0.889 0.889 149.4
3	121	VORTEX	VORTEX 2.0	GPX	Evan MAINIER(Jr)	1:36.979	6	10	1.392 0.503 148.7
4	125	PCR SPORT	PORSCHE 992 GT3 CUP	GT CUP	Lorenzo MENDIETA(JF)	1:39.399	7	8	3.812 2.420 145.1
5	111	DAGO	GINETTA G56	GPX	Daniel CARRETERO	1:39.686	3	6	4.099 0.287 144.6
6	124	GT CORSE RACING	BMW M4 GT4 EVO	GT4	Manuel BERTOLÍN	1:41.858	5	6	6.271 2.172 141.6
7	119	PROMOTION MOTORSPORT	BMW M4 GT4	GT4	JM SMÖRG	1:44.046	8	8	8.459 2.188 138.6
8	11	DRIVER'S ACADEMY	PEUGEOT 308 CUP	TC2	Alvaro RODRIGUEZ	1:44.242	5	9	8.655 0.196 138.3
9	139	ESCUDERIA FARAON	MERCEDES AMG GT4	GPX	Pedro M. LOIRINHO	1:44.246	7	8	8.659 0.004 138.3
10	25	E2P	BMW M2 CS RACING	TC1	Pablo CARREGAL	1:44.276	7	8	8.689 0.030 138.3
11	8	RX PRO RACING	PEUGEOT 308 RACING CUP	TC2	Hugo LATORRE(Jr)	1:44.810	7	8	9.223 0.534 137.6
12	15	UCAV RACING	BMW M2 CS RACING	TC1	Asier GOROSTIZA(JF)	1:44.982	5	6	9.395 0.172 137.3
13	9	HISPANO ALEMAN RACING TEAM	BMW M2 CS RACING	TC1	Oscar APARICIO	1:45.237	7	9	9.650 0.255 137.0
14	30	E2P	BMW M2 CS RACING	TC1	Oliver SALAZAR	1:45.255	7	9	9.668 0.018 137.0
15	120	VORTEX	VORTEX	GPX	Stéphane BARRET	1:46.383	7	9	10.796 1.128 135.5
16	140	MONTEIROS COMPETICOES	BMW M4 GT4	GT4	Antonio J.N. DA ROCHA	1:50.736	6	7	15.149 4.353 130.2
17	13	TEAM VRT	RENAULT CLIO CUP IV	TC4	Oscar VERGARA	1:53.117	8	8	17.530 2.381 127.5
18	20	BALBOR MOTORSPORT	RENAULT CLIO CUP IV	TC4	Marcos GARCIA	1:53.762	5	6	18.175 0.645 126.7
19	24	HISPANO ALEMAN RACING TEAM	MINI COOPER	TC6	Francisco BRACO	1:57.166	5	8	21.579 3.404 123.1
20	41	DRIVER'S ACADEMY	RENAULT CLIO CUP V	TC5	Carlos CORTÉS	1:57.728	6	8	22.141 0.562 122.5
21	21	HISPANO ALEMAN RACING TEAM	MINI COOPER	TC6	Nahuel D. POZZUTO	1:58.086	5	8	22.499 0.358 122.1
22	12	HISPANO ALEMAN RACING TEAM	MINI COOPER	TC6	Carlos MEDINA	1:58.110	6	8	22.523 0.024 122.1
23	3	MDTE RACING	MINI COOPER	TC6	Luis CHILLIDA(JF)	1:58.810	3	4	23.223 0.700 121.4
24	8	RX PRO RACING	PEUGEOT 308 RACING CUP	TC2	Guzmán MIGUÉLEZ(Jr)				
25	11	DRIVER'S ACADEMY	PEUGEOT 308 CUP	TC2	Roberto F. MORENO				
26	12	HISPANO ALEMAN RACING TEAM	MINI COOPER	TC6	Daniel DE LA PEÑA				
27	15	UCAV RACING	BMW M2 CS RACING	TC1	Sacha HEBRARD				
28	21	HISPANO ALEMAN RACING TEAM	MINI COOPER	TC6	Marcos POZZUTO(Jr)				
29	24	HISPANO ALEMAN RACING TEAM	MINI COOPER	TC6	Catalin NICULAI				
30	41	DRIVER'S ACADEMY	RENAULT CLIO CUP V	TC5	Alvaro RODRIGUEZ				
31	111	DAGO	GINETTA G56	GPX	Pablo YEREGUI				
32	119	PROMOTION MOTORSPORT	BMW M4 GT4	GT4	Francisco J. MACIAS				
33	120	VORTEX	VORTEX	GPX	Stephane GERVAIS(JF)				
34	121	VORTEX	VORTEX 2.0	GPX	Arnaud GOMEZ				
35	138	ESCUDERIA FARAON	PORSCHE 992 GT3 CUP	GPX	Agustin SANABRIA				
36	139	ESCUDERIA FARAON	MERCEDES AMG GT4	GPX	Jose VELASCO				

Published at: .....


	<p><b>Timekeeper:</b> Alberto ESTÉBANEZ</p>
--	---



## Campeonato de España de GT-CET ROUND 2 - VALENCIA Entrenamientos Clasificatorios 1

### Best Sector Times


Sector 1		Sector 2		Sector 3		No Team	Class	Ideal Lap	Best Lap		
No Driver	Time	No Driver	Time	No Driver	Time						
1	122 L.AMROUCHE	21.671	122 L.AMROUCHE	47.625	122 L.AMROUCHE	26.216	1	122 VORTEX	GPX	1:35.512	1:35.587 (1)
2	138 P.BRAS	21.963	138 P.BRAS	48.003	138 P.BRAS	26.317	2	138 ESCUDERIA FARAON	GPX	1:36.283	1:36.476 (2)
3	121 E.MAINIER(Jr)	22.024	121 E.MAINIER(Jr)	48.373	121 E.MAINIER(Jr)	26.582	3	121 VORTEX	GPX	1:36.979	1:36.979 (3)
4	125 L.MENDIETA(JF)	22.278	111 D.CARRETERO	48.824	125 L.MENDIETA(JF)	27.042	4	125 PCR SPORT	GT CUP	1:38.751	1:39.399 (4)
5	111 D.CARRETERO	22.864	125 L.MENDIETA(JF)	49.431	111 D.CARRETERO	27.495	5	111 DAGO	GPX	1:39.183	1:39.686 (5)
6	124 M.BERTOLÍN	23.114	124 M.BERTOLÍN	50.299	124 M.BERTOLÍN	28.103	6	124 GT CORSE RACING	GT4	1:41.516	1:41.858 (6)
7	120 S.BARRET	23.635	11 A.RODRIGUEZ	51.202	139 P.LOIRINHO	28.462	7	25 E2P	TC1	1:43.936	1:44.276 (10)
8	139 P.LOIRINHO	23.695	119 J.SMÖRG	51.445	25 P.CARREGAL	28.683	8	139 ESCUDERIA FARAON	GPX	1:44.031	1:44.246 (9)
9	25 P.CARREGAL	23.757	25 P.CARREGAL	51.496	119 J.SMÖRG	28.728	9	119 PROMOTION MOTORSPORT	GT4	1:44.046	1:44.046 (7)
10	119 J.SMÖRG	23.873	8 H.LATORRE(Jr)	51.780	120 S.BARRET	28.783	10	11 DRIVER'S ACADEMY	TC2	1:44.202	1:44.242 (8)
11	15 A.GOROSTIZA(JF)	23.955	139 P.LOIRINHO	51.874	15 A.GOROSTIZA(JF)	28.818	11	8 RX PRO RACING	TC2	1:44.777	1:44.810 (11)
12	30 O.SALAZAR	23.975	9 O.APARICIO	51.899	9 O.APARICIO	28.832	12	9 HISPANO ALEMAN RACING TEAM	TC1	1:44.876	1:45.237 (13)
13	8 H.LATORRE(Jr)	24.117	30 O.SALAZAR	52.158	11 A.RODRIGUEZ	28.866	13	15 UCAV RACING	TC1	1:44.982	1:44.982 (12)
14	11 A.RODRIGUEZ	24.134	15 A.GOROSTIZA(JF)	52.209	8 H.LATORRE(Jr)	28.880	14	30 E2P	TC1	1:45.045	1:45.255 (14)
15	9 O.APARICIO	24.145	120 S.BARRET	53.241	30 O.SALAZAR	28.912	15	120 VORTEX	GPX	1:45.659	1:46.383 (15)
16	140 A.DA ROCHA	25.337	140 A.DA ROCHA	55.380	140 A.DA ROCHA	30.019	16	140 MONTEIROS COMPETICOES	GT4	1:50.736	1:50.736 (16)
17	13 O.VERGARA	26.118	13 O.VERGARA	55.641	13 O.VERGARA	31.358	17	13 TEAM VRT	TC4	1:53.117	1:53.117 (17)
18	20 M.GARCIA	26.206	20 M.GARCIA	55.826	20 M.GARCIA	31.553	18	20 BALBOR MOTORSPORT	TC4	1:53.585	1:53.762 (18)
19	41 C.CORTÉS	26.895	24 F.BRACO	57.760	24 F.BRACO	32.330	19	24 HISPANO ALEMAN RACING TEAM	TC6	1:57.166	1:57.166 (19)
20	21 N.POZZUTO	27.035	12 C.MEDINA	57.975	21 N.POZZUTO	32.627	20	21 HISPANO ALEMAN RACING TEAM	TC6	1:57.675	1:58.086 (21)
21	24 F.BRACO	27.076	21 N.POZZUTO	58.013	12 C.MEDINA	32.710	21	41 DRIVER'S ACADEMY	TC5	1:57.728	1:57.728 (20)
22	12 C.MEDINA	27.354	41 C.CORTÉS	58.058	41 C.CORTÉS	32.775	22	12 HISPANO ALEMAN RACING TEAM	TC6	1:58.039	1:58.110 (22)
23	3 L.CHILLIDA(JF)	27.462	3 L.CHILLIDA(JF)	58.318	3 L.CHILLIDA(JF)	33.030	23	3 MDTE RACING	TC6	1:58.810	1:58.810 (23)



**Campeonato de España de GT-CET**  
**ROUND 2 - VALENCIA**  
Entrenamientos Clasificatorios 1

**Best Top Speed**


Team	Car	Class	Top Speed	Top 1 Kph Lap	Top 2 Kph Lap	Top 3 Kph Lap	Top 4 Kph Lap	Top 5 Kph Lap	Avg					
121 VORTEX	VORTEX 2.0	GPX	E. MAINIER(Jr)	243.4	7	242.5	9	241.7	8	241.7	6	241.7	5	242,2
122 VORTEX	VORTEX	GPX	L. AMROUCHE	242.5	7	241.7	6	241.7	8	240.8	9	240.0	5	241,3
138 ESCUDERIA FARAON	PORSCHE 992 GT3 CUP	GPX	P. BRAS	240.8	6	240.8	7	240.0	3	240.0	4	240.0	8	240,3
125 PCR SPORT	PORSCHE 992 GT3 CUP	GT CUP	L. MENDIETA(JF)	240.0	6	240.0	7	239.2	8	237.5	3	237.5	5	238,8
120 VORTEX	VORTEX	GPX	S. BARRET	235.9	9	234.3	5	234.3	7	233.5	6	232.7	8	234,1
111 DAGO	GINETTA G56	GPX	D. CARRETERO	228.9	3	228.9	5	228.9	6	205.7	4	199.8	2	218,4
15 UCAV RACING	BMW M2 CS RACING	TC1	A. GOROSTIZA(JF)	227.4	6	226.6	4	225.9	5	223.7	3			225,9
9 HISPANO ALEMAN RACING TEAM	BMW M2 CS RACING	TC1	O. APARICIO	226.6	8	225.9	5	225.9	7	224.4	6	223.7	9	225,3
25 E2P	BMW M2 CS RACING	TC1	P. CARREGAL	226.6	8	225.9	5	225.1	6	223.7	4	223.0	7	224,9
139 ESCUDERIA FARAON	MERCEDES AMG GT4	GPX	P. LOIRINHO	226.6	6	225.9	7	225.9	8	225.1	5	224.4	3	225,6
140 MONTEIROS COMPETICOES	BMW M4 GT4	GT4	A. DA ROCHA	223.7	7	223.0	5	223.0	6	222.3	4	218.0	3	222,0
30 E2P	BMW M2 CS RACING	TC1	O. SALAZAR	223.0	9	222.3	6	221.5	3	221.5	4	221.5	8	222,0
119 PROMOTION MOTORSPORT	BMW M4 GT4	GT4	J. SMÖRG	216.0	6	214.7	7	213.3	5	213.3	8	192.0	3	209,9
124 GT CORSE RACING	BMW M4 GT4 EVO	GT4	M. BERTOLÍN	215.3	2	215.3	5	215.3	6	214.7	4	214.0	3	214,9
8 RX PRO RACING	PEUGEOT 308 RACING CUP	TC2	H. LATORRE(Jr)	212.7	4	212.7	7	212.0	3	212.0	6	212.0	8	212,3
11 DRIVER'S ACADEMY	PEUGEOT 308 CUP	TC2	A. RODRIGUEZ	209.5	7	209.5	9	208.8	3	208.8	4	208.8	5	209,1
13 TEAM VRT	RENAULT CLIO CUP IV	TC4	O. VERGARA	189.9	4	189.9	5	189.4	8	188.3	6	188.3	7	189,2
20 BALBOR MOTORSPORT	RENAULT CLIO CUP IV	TC4	M. GARCIA	188.9	5	188.9	6	186.3	3	183.3	4			186,9
41 DRIVER'S ACADEMY	RENAULT CLIO CUP V	TC5	C. CORTÉS	187.3	8	186.8	7	186.3	4	186.3	6	185.8	3	186,5
3 MDTE RACING	MINI COOPER	TC6	L. CHILLIDA(JF)	183.8	3	176.3	4							180,1
21 HISPANO ALEMAN RACING TEAM	MINI COOPER	TC6	N. POZZUTO	183.8	5	183.3	4	183.3	6	183.3	7	181.9	8	183,1
24 HISPANO ALEMAN RACING TEAM	MINI COOPER	TC6	F. BRACO	183.8	5	183.3	8	182.4	6	181.4	7	180.9	3	182,4
12 HISPANO ALEMAN RACING TEAM	MINI COOPER	TC6	C. MEDINA	182.4	6	182.4	8	181.4	4	180.0	3	177.2	7	180,7



**Campeonato de España de GT-CET**  
**ROUND 2 - VALENCIA**  
**Entrenamientos Clasificatorios 1**

**Fastest Lap Sequence**

Elapsed	No Team	Car	Class	Driver	Time	Kph	Lap
11:38.372	138 ESCUDERIA FARAON	PORSCHE 992 GT3 CUP	GPX	Pablo BRAS	1:37.771	147.5	2
13:14.848	138 ESCUDERIA FARAON	PORSCHE 992 GT3 CUP	GPX	Pablo BRAS	1:36.476	149.4	3
16:48.170	122 VORTEX	VORTEX	GPX	Lionel(JF) AMROUCHE	1:35.587	150.8	7

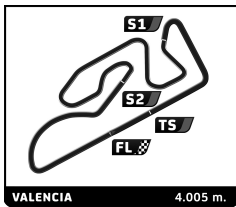


## Campeonato de España de GT-CET ROUND 2 - VALENCIA Entrenamientos Clasificatorios 1

### Sector Analysis

■ Personal Best    
 ■ Session Best    
 ■ Crossing the pit lane

Lap	D	Time	Sector 1	Sector 2	Sector 3	T.Spd	Elapsed	Lap	D	Time	Sector 1	Sector 2	Sector 3	T.Spd	Elapsed		
<b>3</b>	<b>MDTE RACING</b> MINI COOPER																
	1.Luis CHILLIDA(JF) TC6																
	1	1	3:50.538	B	1:22.956	1:24.484	1:03.098	3:50.538	2	1	7:35.451	5:53.600	1:04.921	36.930	10:42.610		
	2	1	6:36.658		4:58.464	1:03.859	34.335	10:27.196	3	1	1:58.421	27.680	58.540	32.201	187.3	12:41.031	
	3	1	1:58.810		27.462	58.318	33.030	183.8	12:26.006	4	1	1:54.940	26.361	56.792	31.787	189.9	14:35.971
4	1	2:36.354	B	29.866	1:19.179	47.309	176.3	15:02.360	5	1	1:53.846	26.225	56.040	31.581	189.9	16:29.817	
<b>8</b>	<b>RX PRO RACING</b> PEUGEOT 308 RACING CUP																
	1.Hugo LATORRE(Jr) TC2																
	2.Guzmán MIGUÉLEZ(Jr)																
	1	1	3:20.810	B	1:02.017	1:13.845	1:04.948	3:20.810	6	1	1:54.509	26.236	56.566	31.707	188.3	18:24.326	
	2	1	7:14.302		5:46.979	56.595	30.728	10:35.112	7	1	1:53.635	26.248	55.649	31.738	188.3	20:17.961	
	3	1	1:47.545		25.324	52.914	29.307	212.0	12:22.657	8	1	1:53.117	26.118	55.641	31.358	189.4	22:11.078
	4	1	1:45.532		24.555	52.048	28.929	212.7	14:08.189								
	5	1	1:45.448		24.426	52.142	28.880	210.7	15:53.637								
	6	1	1:54.780		25.819	59.740	29.221	212.0	17:48.417								
<b>9</b>	<b>HISPANO ALEMAN RACING TEAM</b> BMW M2 CS RACING																
	1.Oscar APARICIO TC1																
	1	1	3:01.222	B	42.871	1:20.446	57.905	3:01.222									
	2	1	7:20.279		5:40.171	1:05.582	34.526	10:21.501									
	3	1	1:58.792		27.626	59.287	31.879	219.4	12:20.293								
	4	1	1:50.415		25.382	54.607	30.426	221.5	14:10.708								
	5	1	1:47.507		24.835	52.803	29.869	225.9	15:58.215								
	6	1	1:46.749		24.531	52.589	29.629	224.4	17:44.964								
	7	1	1:45.237		24.506	51.899	28.832	225.9	19:30.201								
	8	1	2:04.370		24.145	1:05.975	34.250	226.6	21:34.571								
<b>11</b>	<b>DRIVER'S ACADEMY</b> PEUGEOT 308 CUP																
	1.Alvaro RODRIGUEZ TC2																
	2.Roberto F. MORENO																
	1	1	3:15.195	B	54.907	1:12.741	1:07.547	3:15.195									
	2	1	7:32.144		6:01.671	59.536	30.937	10:47.339									
	3	1	1:47.322		24.722	53.477	29.123	208.8	12:34.661								
	4	1	1:44.943		24.340	51.737	28.866	208.8	14:19.604								
	5	1	1:44.242		24.138	51.202	28.902	208.8	16:03.846								
	6	1	2:07.011		27.174	1:09.566	30.271	208.8	18:10.857								
	7	1	1:50.938		24.134	54.129	32.675	209.5	20:01.795								
<b>12</b>	<b>HISPANO ALEMAN RACING TEAM</b> MINI COOPER																
	1.Carlos MEDINA TC6																
	2.Daniel DE LA PEÑA																
	1	1	3:53.435	B	1:28.544	1:23.008	1:01.883	3:53.435									
	2	1	6:39.762		4:59.392	1:05.153	35.217	10:33.197									
	3	1	2:01.208		28.657	59.067	33.484	180.0	12:34.405								
	4	1	1:59.297		27.670	58.588	33.039	181.4	14:33.702								
	5	1	2:13.040		27.849	1:06.398	38.793	176.8	16:46.742								
	6	1	1:58.110		27.425	57.975	32.710	182.4	18:44.852								
	7	1	2:06.929		27.553	1:03.035	36.341	177.2	20:51.781								
<b>13</b>	<b>TEAM VRT</b> RENAULT CLIO CUP IV																
	1.Oscar VERGARA TC4																
	1	1	3:07.159	B	52.214	1:13.440	1:01.505	3:07.159									
<b>15</b>	<b>UCAV RACING</b> BMW M2 CS RACING																
	1.Asier GOROSTIZA(JF) TC1																
	2.Sacha HEBRARD																
	1	1	10:07.861	B				10:07.861									
	2	1	2:26.226		50.934	1:02.852	32.440	12:34.087									
	3	1	1:47.572		24.375	53.768	29.429	223.7	14:21.659								
<b>20</b>	<b>BALBOR MOTORSPORT</b> RENAUL CLIO CUP IV																
	1.Marcos GARCIA TC4																
	1	1	3:42.894	B	1:11.378	1:28.469	1:03.047	3:42.894									
	2	1	7:10.940		5:26.523	1:07.006	37.411	10:53.834									
	3	1	1:54.361		26.572	56.236	31.553	186.3	12:48.195								
	4	1	2:28.381		31.314	1:13.411	43.656	183.3	15:16.576								
<b>21</b>	<b>HISPANO ALEMAN RACING TEAM</b> MINI COOPER																
	1.Nahuel D. POZZUTO TC6																
	2.Marcos POZZUTO(Jr)																
	1	1	3:05.144	B	49.162	1:15.512	1:00.470	3:05.144									
	2	1	7:38.440		5:53.375	1:08.312	36.753	10:43.584									
	3	1	2:02.634		28.666	1:00.828	33.140	179.5	12:46.218								
	4	1	1:58.772		27.265	58.454	33.053	183.3	14:44.990								
	5	1	1:58.086		27.214	58.245	32.627	183.8	16:43.076								
<b>24</b>	<b>HISPANO ALEMAN RACING TEAM</b> MINI COOPER																
	1.Francisco BRACO TC6																
	2.Catalin NICULAI																
	1	1	3:03.272	B	46.577	1:17.215	59.480	3:03.272									
	2	1	7:21.727		5:40.908	1:03.608	37.211	10:24.999									
	3	1	2:08.137		28.207	59.665	40.265	180.9	12:33.136								
	4	1	2:11.219		30.616	1:02.040	38.563	180.9	14:44.355								
	5	1	1:57.166		27.076	57.760	32.330	183.8	16:41.521								
<b>25</b>	<b>E2P</b> BMW M2 CS RACING																
	1.Pablo CARREGAL TC1																
	1	1	2:42.809	B	50.372	1:06.731	45.706	2:42.809									
	2	1	7:32.978		5:54.745	1:04.649	33.584	10:15.787									
	3	1	1:48.499		24.391	54.431	29.677	221.5	12:04.286								
	4	1	1:46.161		24.191	52.033	29.937	223.7	13:50.447								
	5	1	1:44.791		24.348	51.574	28.869	225.9	15:35.238								
	6	1	1:47.693		23.757	53.623	30.313	225.1	17:22.931								




## Campeonato de España de GT-CET ROUND 2 - VALENCIA Entrenamientos Clasificatorios 1

### Sector Analysis

■ Personal Best    
 ■ Session Best    
 ■ Crossing the pit lane

Lap	D	Time	Sector 1	Sector 2	Sector 3	T.Spd	Elapsed	Lap	D	Time	Sector 1	Sector 2	Sector 3	T.Spd	Elapsed
<b>30</b> <b>E2P</b> <b>BMW M2 CS RACING</b> <b>TC1</b>															
1.Oliver SALAZAR															
1	1	3:59.777 <b>B</b>	1:37.871	1:21.057	1:00.849		3:59.777								
2	1	6:50.119	5:23.616	55.011	31.492		10:49.896								
3	1	1:50.915	24.759	55.317	30.839	221.5	12:40.811								
4	1	1:47.023	24.353	53.574	29.096	221.5	14:27.834								
5	1	1:46.877	24.485	52.793	29.599	218.7	16:14.711								
6	1	1:46.074	24.122	52.675	29.277	222.3	18:00.785								
7	1	<b>1:45.255</b>	24.028	52.315	<b>28.912</b>	220.1	19:46.040								
8	1	1:45.975	<b>23.975</b>	<b>52.158</b>	29.842	221.5	21:32.015								
9	1	2:21.454 <b>B</b>	26.280	1:08.429	46.745	223.0	23:53.469								
<b>41</b> <b>DRIVER'S ACADEMY</b> <b>RENAULT CLIO CUP V</b> <b>TC5</b>															
1.Carlos CORTÉS															
2.Alvaro RODRIGUEZ															
1	1	3:48.951 <b>B</b>	1:19.510	1:24.332	1:05.109		3:48.951								
2	1	7:06.618	5:21.953	1:07.373	37.292		10:55.569								
3	1	2:00.560	27.628	59.038	33.894	185.8	12:56.129								
4	1	1:58.696	27.158	58.429	33.109	186.3	14:54.825								
5	1	1:59.551	27.439	58.694	33.418	185.8	16:54.376								
6	1	<b>1:57.728</b>	<b>26.895</b>	<b>58.058</b>	<b>32.775</b>	186.3	18:52.104								
7	1	2:01.909	27.822	1:01.096	32.991	186.8	20:54.013								
8	1	2:24.329 <b>B</b>	27.388	1:05.604	51.337	187.3	23:18.342								
<b>111</b> <b>DAGO</b> <b>GINETTA G56</b> <b>GPX</b>															
1.Pablo YEREGUI															
2.Daniel CARRETERO															
1	2	13:51.892	...	1:02.525	34.731		13:51.892								
2	2	1:52.433	26.423	55.894	30.116	199.8	15:44.325								
3	2	<b>1:39.686</b>	22.970	49.031	27.685	228.9	17:24.011								
4	2	1:50.648	27.955	54.540	28.153	205.7	19:14.659								
5	2	1:41.803	<b>22.864</b>	<b>48.824</b>	30.115	228.9	20:56.462								
6	2	1:40.345	23.247	49.603	<b>27.495</b>	228.9	22:36.807								
<b>119</b> <b>PROMOTION MOTORSPORT</b> <b>BMW M4 GT4</b> <b>GT4</b>															
1.JM SMÖRG															
2.Francisco J. MACIAS															
1	1	3:40.399 <b>B</b>	1:06.485	1:29.981	1:03.933		3:40.399								
2	1	6:57.824	5:16.983	1:05.845	34.996		10:38.223								
3	1	2:21.337	27.975	1:11.960	41.402	192.0	12:59.560								
4	1	2:02.175	32.060	59.259	30.856	134.7	15:01.735								
5	1	1:46.374	24.613	52.709	29.052	213.3	16:48.109								
6	1	1:47.732	25.403	52.907	29.422	216.0	18:35.841								
7	1	1:46.990	24.140	52.214	30.636	214.7	20:22.831								
8	1	<b>1:44.046</b>	<b>23.873</b>	<b>51.445</b>	<b>28.728</b>	213.3	22:06.877								
<b>120</b> <b>VORTEX</b> <b>VORTEX</b> <b>GPX</b>															
1.Stéphane BARRET															
2.Stephane GERVAIS(JF)															
1	1	2:39.088 <b>B</b>	45.936	1:10.188	42.964		2:39.088								
2	1	7:31.419	5:56.298	1:02.779	32.342		10:10.507								
3	1	1:58.690	26.162	1:01.322	31.206	228.1	12:09.197								
4	1	1:49.228	24.613	55.418	29.197	230.4	13:58.425								
5	1	1:48.309	24.203	54.299	29.807	234.3	15:46.734								
6	1	1:48.324	24.247	54.859	29.218	233.5	17:35.058								
7	1	<b>1:46.383</b>	24.359	<b>53.241</b>	<b>28.783</b>	234.3	19:21.441								
8	1	1:48.374	<b>23.635</b>	54.885	29.854	232.7	21:09.815								
9	1	1:55.407 <b>B</b>	23.835	54.607	36.965	235.9	23:05.222								
<b>121</b> <b>VORTEX</b> <b>VORTEX 2.0</b> <b>GPX</b>															
1.Evan MAINIER(Jr)															
2.Arnaud GOMEZ															
1	1	2:39.058	44.640	1:08.957	45.461		2:39.058								
2	1	2:50.730 <b>B</b>	1:16.376	56.321	38.033	165.0	5:29.788								
3	1	4:51.255	3:26.378	55.645	29.232		10:21.043								
4	1	1:42.882	23.331	51.514	28.037	240.0	12:03.925								
5	1	1:38.351	22.462	49.157	26.732	241.7	13:42.276								
6	1	<b>1:36.979</b>	<b>22.024</b>	<b>48.373</b>	<b>26.582</b>	241.7	15:19.255								
7	1	1:36.454	22.270	47.912	26.272	243.4	16:55.709								
8	1	1:41.562	22.758	49.969	28.835	241.7	18:37.271								
9	1	1:40.034	22.251	50.147	27.636	242.5	20:17.305								
10	1	1:43.977 <b>B</b>	22.154	48.411	33.412	237.5	22:01.282								
<b>122</b> <b>VORTEX</b> <b>VORTEX</b> <b>GPX</b>															
1.Lionel(JF) AMROUCHE															
1	1	2:26.126	43.734	1:07.971	34.421		2:26.126								
2	1	3:01.970 <b>B</b>	1:28.591	56.008	37.371	162.3	5:28.096								
3	1	4:49.476	3:26.510	54.044	28.922		10:17.572								
4	1	1:41.224	22.954	51.609	26.661	239.2	11:58.796								
5	1	1:36.805	22.084	48.505	<b>26.216</b>	240.0	13:35.601								
6	1	1:36.982	22.052	48.512	26.418	241.7	15:12.583								
7	1	<b>1:35.587</b>	<b>21.671</b>	<b>47.625</b>	26.291	242.5	16:48.170								
8	1	1:45.375	22.002	54.988	28.385	241.7	18:33.545								
9	1	1:51.383 <b>B</b>	24.204	54.026	33.153	240.8	20:24.928								
<b>124</b> <b>GT CORSE RACING</b> <b>BMW M4 GT4 EVO</b> <b>GT4</b>															
1.Manuel BERTOLÍN															
1	1	13:49.853	...	1:16.586	33.718		13:49.853								
2	1	1:51.611	25.316	57.514	28.781	215.3	15:41.464								
3	1	1:42.674	23.798	50.663	28.213	214.0	17:24.138								
4	1	2:01.664	30.740	58.442	32.482	214.7	19:25.802								
5	1	<b>1:41.858</b>	<b>23.456</b>	<b>50.299</b>	<b>28.103</b>	215.3	21:07.660								
6	1	1:50.614 <b>B</b>	<b>23.114</b>	50.532	36.968	215.3	22:58.274								
<b>125</b> <b>PCR SPORT</b> <b>PORSCHE 992 GT3 CUP</b> <b>GT CUP</b>															
1.Lorenzo MENDIETA(JF)															
1	1	3:45.336 <b>B</b>	1:14.142	1:27.707	1:03.487		3:45.336								
2	1	8:22.792	7:00.458	53.626	28.708		12:08.128								
3	1	1:41.428	22.483	50.219	28.726	237.5	13:49.556								
4	1	1:42.798	22.826	50.498	29.474	235.9	15:32.354								
5	1	1:39.649	22.712	49.491	27.446	237.5	17:12.003								
6	1	1:39.621	23.148	<b>49.431</b>	<b>27.042</b>	240.0	18:51.624								
7	1	<b>1:39.399</b>	<b>22.278</b>	49.730	27.391	240.0	20:31.023								
8	1	1:39.533	22.413	49.996	27.124	239.2	22:10.556								
<b>138</b> <b>ESCUDERIA FARAON</b> <b>PORSCHE 992 GT3 CUP</b> <b>GPX</b>															
1.Pablo BRAS															
2.Agustin SANABRIA															
1	1	10:00.601	8:36.635	55.943	28.023		10:00.601								
2	1	1:37.771	22.605	48.743	26.423	237.5	11:38.372								
3	1	<b>1:36.476</b>	<b>22.127</b>	<b>48.003</b>	<b>26.346</b>	240.0	13:14.848								
4	1	1:38.459	22.176	48.781	27.502	240.0	14:53.307								
5	1	1:36.931	22.159	48.455	<b>26.317</b>	238.3	16:30.238								
6	1	1:36.949	<b>21.963</b>	48.419	26.567	240.8	18:07.187								
7	1	1:45.983	22.142	52.793	31.048	240.8	19:53.170								
8	1	1:46.204 <b>B</b>	22.238	48.297	35.669	240.0	21:39.374								




**Campeonato de España de GT-CET**  
**ROUND 2 - VALENCIA**  
**Entrenamientos Clasificatorios 1**

**Sector Analysis**

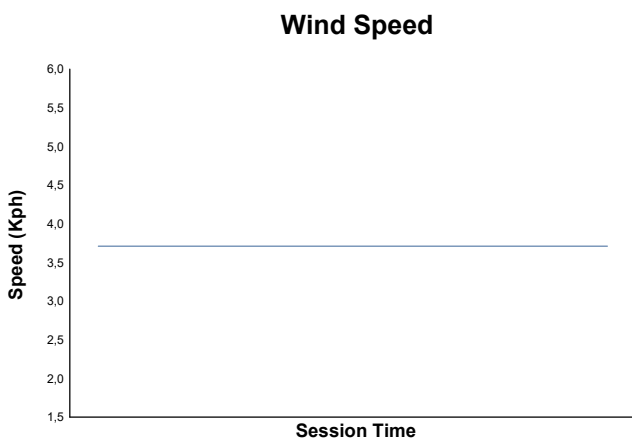
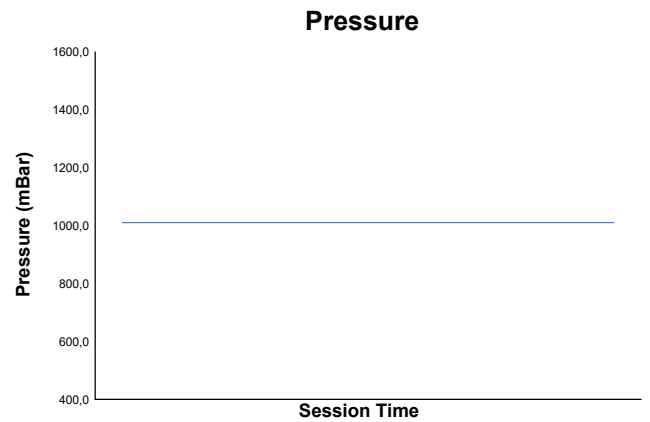
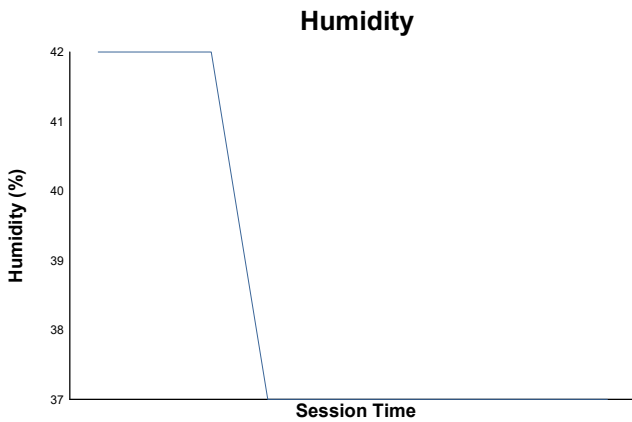
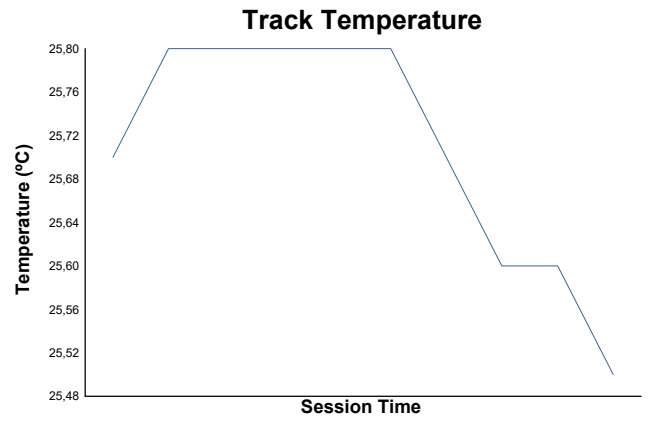
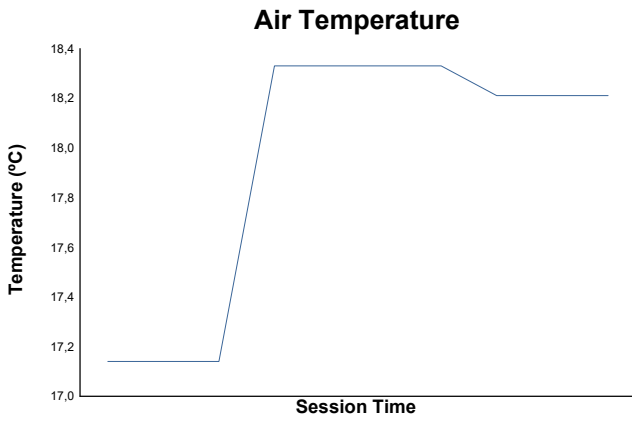
■ Personal Best   ■ Session Best   **B** Crossing the pit lane

Lap	D	Time	Sector 1	Sector 2	Sector 3	T.Sp	Elapsed	Lap	D	Time	Sector 1	Sector 2	Sector 3	T.Sp	Elapsed
<b>139</b>		<b>ESCUDERIA FARAON</b>					MERCEDES AMG GT4								
		1.Pedro M. LOIRINHO					GPX								
		2.Jose VELASCO													
1	1	3:18.485 <b>B</b>	1:01.215	1:13.182	1:04.088		3:18.485								
2	1	6:59.247	5:27.920	1:00.848	30.479		10:17.732								
3	1	1:46.023	24.512	53.049	<b>28.462</b>	224.4	12:03.755								
4	1	1:44.713	23.738	52.017	28.958	224.4	13:48.468								
5	1	1:44.731	<b>23.695</b>	52.139	28.897	225.1	15:33.199								
6	1	1:44.673	23.843	52.168	28.662	226.6	17:17.872								
7	1	<b>1:44.246</b>	23.832	<b>51.874</b>	28.540	225.9	19:02.118								
8	1	2:00.415 <b>B</b>	24.121	56.727	39.567	225.9	21:02.533								
<b>140</b>		<b>MONTEIROS COMPETICOES</b>					BMW M4 GT4								
		1.Antonio J.N. DA ROCHA					GT4								
1	1	3:56.754 <b>B</b>	1:34.292	1:23.492	58.970		3:56.754								
2	1	6:44.871	4:58.472	1:10.075	36.324		10:41.625								
3	1	2:02.489	27.174	1:02.779	32.536	218.0	12:44.114								
4	1	1:58.529	26.458	1:00.207	31.864	222.3	14:42.643								
5	1	1:55.255	26.358	58.351	30.546	223.0	16:37.898								
6	1	<b>1:50.736</b>	<b>25.337</b>	<b>55.380</b>	<b>30.019</b>	223.0	18:28.634								
7	1	2:03.236 <b>B</b>	25.559	57.258	40.419	223.7	20:31.870								




**ROUND 2 - VALENCIA**  
Campeonato de España de GT-CET  
Entrenamientos Clasificatorios 1

Weather Report



Track Status: **DRY**



# Campeonato de España de GT-CET


## ROUND 2 - VALENCIA


### Entrenamientos Clasificatorios 1

### Final Classification

Hour	Flag	Message
11:11:59	RED FLAG	
11:18:01	GREEN FLAG	
11:26:52	#121 VUELTA CANCELADA - TRACK LIMITS T1	
11:27:56	#12- TL T1 - Time Lap Disallowed - ToD 11:27:10	
11:28:08	#121- TL T1 - Time Lap Disallowed - ToD 11:27:10	
11:33:25	11:37 PIT LANE OPEN	

Published at: .....

	<b>Timekeeper:</b> Alberto ESTÉBANEZ	
--	---	---



## Campeonato de España de GT-CET ROUND 2 - VALENCIA

### Entrenamientos Cronometrados 2

### Final Classification

No Drivers	Team	Car	Cl.	Time	Lap Total	Gap	Kph
1 121 E. MAINIER(Jr) / A. GOMEZ	VORTEX	VORTEX 2.0	GPX	<b>1:35.466</b>	2 5	-	151.0
2 122 L. AMROUCHE	VORTEX	VORTEX	GPX	<b>1:35.545</b>	2 4	+0.079	150.9
3 125 L. MENDIETA(JF)	PCR SPORT	PORSCHE 992 GT3 CUP	GT CUP	<b>1:38.597</b>	3 4	+3.131	146.2
4 138 P. BRAS / A. SANABRIA	ESCUADERIA FARAON	PORSCHE 992 GT3 CUP	GPX	<b>1:39.383</b>	2 8	+3.917	145.1
5 124 M. BERTOLÍN	GT CORSE RACING	BMW M4 GT4 EVO	GT4	<b>1:41.843</b>	6 7	+6.377	141.6
6 139 P. LOIRINHO / J. VELASCO	ESCUADERIA FARAON	MERCEDES AMG GT4	GPX	<b>1:42.668</b>	2 6	+7.202	140.4
7 111 P. YEREGUI / D. CARRETERO	DAGO	GINETTA G56	GPX	<b>1:43.989</b>	3 7	+8.523	138.6
8 25 P. CARREGAL	E2P	BMW M2 CS RACING	TC1	<b>1:44.173</b>	3 4	+8.707	138.4
9 15 A. GOROSTIZA(JF) / S. HEBRARD	UCAV RACING	BMW M2 CS RACING	TC1	<b>1:44.491</b>	7 7	+9.025	138.0
10 120 S. BARRET / S. GERVAIS(JF)	VORTEX	VORTEX	GPX	<b>1:44.622</b>	4 8	+9.156	137.8
11 8 H. LATORRE(Jr) / G. MIGUÉLEZ(Jr)	RX PRO RACING	PEUGEOT 308 RACING CUP	TC2	<b>1:44.911</b>	3 6	+9.445	137.4
12 9 O. APARICIO	HISPANO ALEMAN RACING TEAM	BMW M2 CS RACING	TC1	<b>1:45.349</b>	3 4	+9.883	136.9
13 119 J. SMÖRG / F. MACIAS	PROMOTION MOTORSPORT	BMW M4 GT4	GT4	<b>1:45.553</b>	5 8	+10.087	136.6
14 30 O. SALAZAR	E2P	BMW M2 CS RACING	TC1	<b>1:45.956</b>	3 7	+10.490	136.1
15 11 A. RODRIGUEZ / R. MORENO	DRIVER'S ACADEMY	PEUGEOT 308 CUP	TC2	<b>1:46.839</b>	3 7	+11.373	135.0
16 140 A. DA ROCHA	MONTEIROS COMPETICOES	BMW M4 GT4	GT4	<b>1:48.924</b>	3 4	+13.458	132.4
17 13 O. VERGARA	TEAM VRT	RENAULT CLIO CUP IV	TC4	<b>1:53.607</b>	3 7	+18.141	126.9
18 41 C. CORTÉS / A. RODRIGUEZ	DRIVER'S ACADEMY	RENAULT CLIO CUP V	TC5	<b>1:53.776</b>	2 2	+18.310	126.7
19 20 M. GARCIA	BALBOR MOTORSPORT	RENAUL CLIO CUP IV	TC4	<b>1:53.833</b>	2 7	+18.367	126.7
20 3 L. CHILLIDA(JF)	MDTE RACING	MINI COOPER	TC6	<b>1:58.547</b>	3 4	+23.081	121.6
21 21 N. POZZUTO / M. POZZUTO(Jr)	HISPANO ALEMAN RACING TEAM	MINI COOPER	TC6	<b>1:59.028</b>	3 5	+23.562	121.1
22 24 F. BRACO / C. NICULAI	HISPANO ALEMAN RACING TEAM	MINI COOPER	TC6	<b>1:59.558</b>	3 7	+24.092	120.6
23 12 C. MEDINA / D. DE LA PEÑA	HISPANO ALEMAN RACING TEAM	MINI COOPER	TC6	<b>2:03.744</b>	3 7	+28.278	116.5


**Fastest Lap:** Lap 2    Arnaud GOMEZ    1:35.466    151.0 Kph

CAR #13 - TRACK LIMITS T1 - LAP 2 INVALIDATED - TRACK LIMITS  
 CAR #24 - TRACK LIMITS T1 - LAP 2 INVALIDATED - TRACK LIMITS  
 CAR #124 - TRACK LIMITS T6 - LAP 7 INVALIDATED - TRACK LIMITS

Published at: .....

Track Status: **DRY**

	<p><b>Timekeeper:</b> Alberto ESTÉBANEZ</p>
--	---



## Campeonato de España de GT-CET ROUND 2 - VALENCIA

### Entrenamientos Cronometrados 2

### Final Classification by Class


No Drivers	Team	Car	Time	Lap Total	Gap	Kph
<b>GPX</b>						
1 121 E. MAINIER(Jr) / A. GOMEZ	VORTEX	VORTEX 2.0	1:35.466	2 5		151.0
2 122 L. AMROUCHE	VORTEX	VORTEX	1:35.545	2 4	+0.079 +0.079	150.9
3 138 P. BRAS / A. SANABRIA	ESCUADERIA FARAON	PORSCHE 992 GT3 CUP	1:39.383	2 8	+3.917 +3.838	145.1
4 139 P. LOIRINHO / J. VELASCO	ESCUADERIA FARAON	MERCEDES AMG GT4	1:42.668	2 6	+7.202 +3.285	140.4
5 111 P. YEREGUI / D. CARRETERO	DAGO	GINETTA G56	1:43.989	3 7	+8.523 +1.321	138.6
6 120 S. BARRET / S. GERVAIS(JF)	VORTEX	VORTEX	1:44.622	4 8	+9.156 +0.633	137.8
<b>GT CUP</b>						
1 125 L. MENDIETA(JF)	PCR SPORT	PORSCHE 992 GT3 CUP	1:38.597	3 4		146.2
<b>GT4</b>						
1 124 M. BERTOLÍN	GT CORSE RACING	BMW M4 GT4 EVO	1:41.843	6 7		141.6
2 119 J. SMÖRG / F. MACIAS	PROMOTION MOTORSPORT	BMW M4 GT4	1:45.553	5 8	+3.710 +3.710	136.6
3 140 A. DA ROCHA	MONTEIROS COMPETICOES	BMW M4 GT4	1:48.924	3 4	+7.081 +3.371	132.4
<b>TC1</b>						
1 25 P. CARREGAL	E2P	BMW M2 CS RACING	1:44.173	3 4		138.4
2 15 A. GOROSTIZA(JF) / S. HEBRARD	UCAV RACING	BMW M2 CS RACING	1:44.491	7 7	+0.318 +0.318	138.0
3 9 O. APARICIO	HISPANO ALEMAN RACING TEAM	BMW M2 CS RACING	1:45.349	3 4	+1.176 +0.858	136.9
4 30 O. SALAZAR	E2P	BMW M2 CS RACING	1:45.956	3 7	+1.783 +0.607	136.1
<b>TC2</b>						
1 8 H. LATORRE(Jr) / G. MIGUÉLEZ(Jr)	RX PRO RACING	PEUGEOT 308 RACING CUP	1:44.911	3 6		137.4
2 11 A. RODRIGUEZ / R. MORENO	DRIVER'S ACADEMY	PEUGEOT 308 CUP	1:46.839	3 7	+1.928 +1.928	135.0
<b>TC4</b>						
1 13 O. VERGARA	TEAM VRT	RENAULT CLIO CUP IV	1:53.607	3 7		126.9
2 20 M. GARCIA	BALBOR MOTORSPORT	RENAUL CLIO CUP IV	1:53.833	2 7	+0.226 +0.226	126.7
<b>TC5</b>						
1 41 C. CORTÉS / A. RODRIGUEZ	DRIVER'S ACADEMY	RENAULT CLIO CUP V	1:53.776	2 2		126.7
<b>TC6</b>						
1 3 L. CHILLIDA(JF)	MDTE RACING	MINI COOPER	1:58.547	3 4		121.6
2 21 N. POZZUTO / M. POZZUTO(Jr)	HISPANO ALEMAN RACING TEAM	MINI COOPER	1:59.028	3 5	+0.481 +0.481	121.1
3 24 F. BRACO / C. NICULAI	HISPANO ALEMAN RACING TEAM	MINI COOPER	1:59.558	3 7	+1.011 +0.530	120.6
4 12 C. MEDINA / D. DE LA PEÑA	HISPANO ALEMAN RACING TEAM	MINI COOPER	2:03.744	3 7	+5.197 +4.186	116.5

CAR #13 - TRACK LIMITS T1 - LAP 2 INVALIDATED - TRACK LIMITS  
 CAR #24 - TRACK LIMITS T1 - LAP 2 INVALIDATED - TRACK LIMITS  
 CAR #124 - TRACK LIMITS T6 - LAP 7 INVALIDATED - TRACK LIMITS

Published at: .....

Track Status: **DRY**

	<b>Timekeeper:</b> Alberto ESTÉBANEZ 
--	--




## Campeonato de España de GT-CET ROUND 2 - VALENCIA Entrenamientos Cronometrados 2

### Final Classification by Driver Fastest Lap

No	Team	Car	Class	Driver	Time Lap	Total	Gap	Kph	
1	121	VORTEX	VORTEX 2.0	GPX	<b>Arnaud GOMEZ</b>	1:35.466	2	5	151.0
2	122	VORTEX	VORTEX	GPX	Lionel(JF) AMROUCHE	1:35.545	2	4	0.079 0.079 150.9
3	125	PCR SPORT	PORSCHE 992 GT3 CUP	GT CUP	Lorenzo MENDIETA(JF)	1:38.597	3	4	3.131 3.052 146.2
4	138	ESCUADERIA FARAON	PORSCHE 992 GT3 CUP	GPX	Agustin SANABRIA	1:39.383	2	8	3.917 0.786 145.1
5	124	GT CORSE RACING	BMW M4 GT4 EVO	GT4	Manuel BERTOLÍN	1:41.843	6	7	6.377 2.460 141.6
6	139	ESCUADERIA FARAON	MERCEDES AMG GT4	GPX	Jose VELASCO	1:42.668	2	6	7.202 0.825 140.4
7	111	DAGO	GINETTA G56	GPX	Pablo YEREGUI	1:43.989	3	7	8.523 1.321 138.6
8	25	E2P	BMW M2 CS RACING	TC1	Pablo CARREGAL	1:44.173	3	4	8.707 0.184 138.4
9	15	UCAV RACING	BMW M2 CS RACING	TC1	Sacha HEBARD	1:44.491	7	7	9.025 0.318 138.0
10	120	VORTEX	VORTEX	GPX	Stephane GERVAIS(JF)	1:44.622	4	8	9.156 0.131 137.8
11	8	RX PRO RACING	PEUGEOT 308 RACING CUP	TC2	Guzmán MIGUÉLEZ(Jr)	1:44.911	3	6	9.445 0.289 137.4
12	9	HISPANO ALEMÁN RACING TEAM	BMW M2 CS RACING	TC1	Oscar APARICIO	1:45.349	3	4	9.883 0.438 136.9
13	119	PROMOTION MOTORSPORT	BMW M4 GT4	GT4	JM SMÖRG	1:45.553	5	8	10.087 0.204 136.6
14	30	E2P	BMW M2 CS RACING	TC1	Oliver SALAZAR	1:45.956	3	7	10.490 0.403 136.1
15	11	DRIVER'S ACADEMY	PEUGEOT 308 CUP	TC2	Roberto F. MORENO	1:46.839	3	7	11.373 0.883 135.0
16	140	MONTEIROS COMPETICOES	BMW M4 GT4	GT4	Antonio J.N. DA ROCHA	1:48.924	3	4	13.458 2.085 132.4
17	13	TEAM VRT	RENAULT CLIO CUP IV	TC4	Oscar VERGARA	1:53.607	3	7	18.141 4.683 126.9
18	41	DRIVER'S ACADEMY	RENAULT CLIO CUP V	TC5	Alvaro RODRIGUEZ	1:53.776	2	2	18.310 0.169 126.7
19	20	BALBOR MOTORSPORT	RENAULT CLIO CUP IV	TC4	Marcos GARCIA	1:53.833	2	7	18.367 0.057 126.7
20	3	MDTE RACING	MINI COOPER	TC6	Luis CHILLIDA(JF)	1:58.547	3	4	23.081 4.714 121.6
21	21	HISPANO ALEMÁN RACING TEAM	MINI COOPER	TC6	Marcos POZZUTO(Jr)	1:59.028	3	5	23.562 0.481 121.1
22	24	HISPANO ALEMÁN RACING TEAM	MINI COOPER	TC6	Catalin NICULAI	1:59.558	3	7	24.092 0.530 120.6
23	12	HISPANO ALEMÁN RACING TEAM	MINI COOPER	TC6	Daniel DE LA PEÑA	2:03.744	3	7	28.278 4.186 116.5
24	8	RX PRO RACING	PEUGEOT 308 RACING CUP	TC2	Hugo LATORRE(Jr)				
25	11	DRIVER'S ACADEMY	PEUGEOT 308 CUP	TC2	Alvaro RODRIGUEZ				
26	12	HISPANO ALEMÁN RACING TEAM	MINI COOPER	TC6	Carlos MEDINA				
27	15	UCAV RACING	BMW M2 CS RACING	TC1	Asier GOROSTIZA(JF)				
28	21	HISPANO ALEMÁN RACING TEAM	MINI COOPER	TC6	Nahuel D. POZZUTO				
29	24	HISPANO ALEMÁN RACING TEAM	MINI COOPER	TC6	Francisco BRACO				
30	41	DRIVER'S ACADEMY	RENAULT CLIO CUP V	TC5	Carlos CORTÉS				
31	111	DAGO	GINETTA G56	GPX	Daniel CARRETERO				
32	119	PROMOTION MOTORSPORT	BMW M4 GT4	GT4	Francisco J. MACIAS				
33	120	VORTEX	VORTEX	GPX	Stéphane BARRET				
34	121	VORTEX	VORTEX 2.0	GPX	Evan MAINIER(Jr)				
35	138	ESCUADERIA FARAON	PORSCHE 992 GT3 CUP	GPX	Pablo BRAS				
36	139	ESCUADERIA FARAON	MERCEDES AMG GT4	GPX	Pedro M. LOIRINHO				

Published at: .....


	<p><b>Timekeeper:</b> Alberto ESTÉBANEZ</p>
--	---



## Campeonato de España de GT-CET ROUND 2 - VALENCIA Entrenamientos Cronometrados 2

### Best Sector Times

Sector 1		Sector 2		Sector 3		No Team	Class	Ideal Lap	Best Lap
No Driver	Time	No Driver	Time	No Driver	Time				
1 121 A.GOMEZ	21.710	122 L.AMROUCHE	47.477	122 L.AMROUCHE	26.183	1 121 VORTEX	GPX	1:35.466	1:35.466 (1)
2 122 L.AMROUCHE	21.885	121 A.GOMEZ	47.496	121 A.GOMEZ	26.260	2 122 VORTEX	GPX	1:35.545	1:35.545 (2)
3 125 L.MENDIETA(JF)	22.102	125 L.MENDIETA(JF)	49.211	125 L.MENDIETA(JF)	27.093	3 125 PCR SPORT	GT CUP	1:38.406	1:38.597 (3)
4 138 A.SANABRIA	22.425	138 A.SANABRIA	49.542	138 A.SANABRIA	27.108	4 138 ESCUDERIA FARAON	GPX	1:39.075	1:39.383 (4)
5 139 J.VELASCO	23.405	124 M.BERTOLÍN	50.366	124 M.BERTOLÍN	28.029	5 124 GT CORSE RACING	GT4	1:41.843	1:41.843 (5)
6 124 M.BERTOLÍN	23.448	139 J.VELASCO	51.041	139 J.VELASCO	28.127	6 139 ESCUDERIA FARAON	GPX	1:42.573	1:42.668 (6)
7 111 P.YEREGUI	23.776	25 P.CARREGAL	51.558	15 S.HEBRARD	28.247	7 111 DAGO	GPX	1:43.989	1:43.989 (7)
8 120 S.GERVAIS(JF)	23.867	111 P.YEREGUI	51.769	120 S.GERVAIS(JF)	28.259	8 25 E2P	TC1	1:44.045	1:44.173 (8)
9 15 S.HEBRARD	23.941	8 G.MIGUÉLEZ(Jr)	51.833	111 P.YEREGUI	28.444	9 120 VORTEX	GPX	1:44.258	1:44.622 (10)
10 25 P.CARREGAL	23.973	119 J.SMÖRG	51.916	25 P.CARREGAL	28.514	10 15 UCAV RACING	TC1	1:44.311	1:44.491 (9)
11 119 J.SMÖRG	24.062	9 O.APARICIO	52.042	8 G.MIGUÉLEZ(Jr)	28.887	11 8 RX PRO RACING	TC2	1:44.870	1:44.911 (11)
12 9 O.APARICIO	24.102	15 S.HEBRARD	52.123	9 O.APARICIO	28.962	12 119 PROMOTION MOTORSPORT	GT4	1:45.070	1:45.553 (13)
13 30 O.SALAZAR	24.113	120 S.GERVAIS(JF)	52.132	119 J.SMÖRG	29.092	13 9 HISPANO ALEMAN RACING TEAM	TC1	1:45.106	1:45.349 (12)
14 8 G.MIGUÉLEZ(Jr)	24.150	30 O.SALAZAR	52.200	30 O.SALAZAR	29.114	14 30 E2P	TC1	1:45.427	1:45.956 (14)
15 11 R.MORENO	24.632	11 R.MORENO	52.802	11 R.MORENO	29.405	15 11 DRIVER'S ACADEMY	TC2	1:46.839	1:46.839 (15)
16 140 A.DA ROCHA	24.894	140 A.DA ROCHA	54.350	140 A.DA ROCHA	29.680	16 140 MONTEIROS COMPETICOES	GT4	1:48.924	1:48.924 (16)
17 20 M.GARCIA	26.029	13 O.VERGARA	55.622	20 M.GARCIA	31.559	17 13 TEAM VRT	TC4	1:53.538	1:53.607 (17)
18 41 A.RODRIGUEZ	26.147	20 M.GARCIA	55.986	41 A.RODRIGUEZ	31.585	18 20 BALBOR MOTORSPORT	TC4	1:53.574	1:53.833 (19)
19 13 O.VERGARA	26.218	41 A.RODRIGUEZ	56.044	13 O.VERGARA	31.698	19 41 DRIVER'S ACADEMY	TC5	1:53.776	1:53.776 (18)
20 3 L.CHILLIDA(JF)	27.077	21 M.POZZUTO(Jr)	58.111	24 C.NICULAI	33.161	20 3 MDTE RACING	TC6	1:58.405	1:58.547 (20)
21 21 M.POZZUTO(Jr)	27.163	3 L.CHILLIDA(JF)	58.149	3 L.CHILLIDA(JF)	33.179	21 21 HISPANO ALEMAN RACING TEAM	TC6	1:58.720	1:59.028 (21)
22 24 C.NICULAI	27.518	24 C.NICULAI	58.879	21 M.POZZUTO(Jr)	33.446	22 24 HISPANO ALEMAN RACING TEAM	TC6	1:59.558	1:59.558 (22)
23 12 D.DE LA PEÑA	28.164	12 D.DE LA PEÑA	1:01.250	12 D.DE LA PEÑA	34.119	23 12 HISPANO ALEMAN RACING TEAM	TC6	2:03.533	2:03.744 (23)




## Campeonato de España de GT-CET ROUND 2 - VALENCIA

### Entrenamientos Cronometrados 2

#### Best Top Speed


Team	Car	Class	Top Speed	Top 1 Kph Lap	Top 2 Kph Lap	Top 3 Kph Lap	Top 4 Kph Lap	Top 5 Kph Lap	Avg					
138 ESCUDERIA FARAON	PORSCHE 992 GT3 CUP	GPX	A. SANABRIA	241.7	5	240.0	4	240.0	6	239.2	2	239.2	3	240,0
122 VORTEX	VORTEX	GPX	L. AMROUCHE	240.0	2	240.0	3							240,0
121 VORTEX	VORTEX 2.0	GPX	A. GOMEZ	239.2	2	239.2	3	238.3	5					238,9
125 PCR SPORT	PORSCHE 992 GT3 CUP	GT CUP	L. MENDIETA(JF)	238.3	3	237.5	2	216.7	4					230,8
120 VORTEX	VORTEX	GPX	S. GERVAIS(JF)	233.5	2	233.5	3	233.5	4	233.5	6	233.5	8	233,5
15 UCAV RACING	BMW M2 CS RACING	TC1	S. HEBRARD	228.9	4	228.1	7	227.4	3	227.4	5			228,0
111 DAGO	GINETTA G56	GPX	P. YEREGUI	228.1	6	228.1	7	227.4	3	227.4	4	225.1	2	227,2
9 HISPANO ALEMAN RACING TEAM	BMW M2 CS RACING	TC1	O. APARICIO	227.4	3	223.7	2	194.7	4					215,3
139 ESCUDERIA FARAON	MERCEDES AMG GT4	GPX	J. VELASCO	227.4	6	224.4	3	224.4	4	224.4	5	223.0	2	224,7
25 E2P	BMW M2 CS RACING	TC1	P. CARREGAL	225.9	4	225.1	3	224.4	2					225,1
140 MONTEIROS COMPETICOES	BMW M4 GT4	GT4	A. DA ROCHA	224.4	4	223.7	2	223.0	3					223,7
30 E2P	BMW M2 CS RACING	TC1	O. SALAZAR	223.7	3	223.0	5	223.0	7	222.3	4	222.3	6	222,9
119 PROMOTION MOTORSPORT	BMW M4 GT4	GT4	J. SMÖRG	218.0	7	216.7	4	216.7	6	216.0	3	216.0	5	216,7
124 GT CORSE RACING	BMW M4 GT4 EVO	GT4	M. BERTOLÍN	218.0	4	218.0	6	218.0	7	217.4	2	216.7	3	217,6
8 RX PRO RACING	PEUGEOT 308 RACING CUP	TC2	G. MIGUÉLEZ(Jr)	212.0	5	211.4	3	210.7	2	193.6	4			206,9
11 DRIVER'S ACADEMY	PEUGEOT 308 CUP	TC2	R. MORENO	209.5	2	209.5	7	208.8	4	206.3	3	206.3	5	208,1
20 BALBOR MOTORSPORT	RENAUL CLIO CUP IV	TC4	M. GARCIA	190.9	3	190.4	6	189.9	2	189.9	5	188.9	7	190,0
13 TEAM VRT	RENAULT CLIO CUP IV	TC4	O. VERGARA	189.9	3	189.4	4	189.4	7	188.9	2	188.9	6	189,3
41 DRIVER'S ACADEMY	RENAULT CLIO CUP V	TC5	A. RODRIGUEZ	187.8	2									187,8
21 HISPANO ALEMAN RACING TEAM	MINI COOPER	TC6	M. POZZUTO(Jr)	184.8	4	183.8	5	182.9	3	182.4	2			183,5
3 MDTE RACING	MINI COOPER	TC6	L. CHILLIDA(JF)	183.3	2	182.9	3	182.4	4					182,9
24 HISPANO ALEMAN RACING TEAM	MINI COOPER	TC6	C. NICULAI	183.3	5	182.9	3	182.4	2	181.9	4	181.4	6	182,4
12 HISPANO ALEMAN RACING TEAM	MINI COOPER	TC6	D. DE LA PEÑA	180.9	3	180.0	4	180.0	6	180.0	7	179.1	2	180,0



**Campeonato de España de GT-CET**  
**ROUND 2 - VALENCIA**  
Entrenamientos Cronometrados 2

Fastest Lap Sequence

Elapsed	No Team	Car	Class	Driver	Time	Kph	Lap
3:22.184	121 VORTEX	VORTEX 2.0	GPX	Arnaud GOMEZ	1:35.466	151.0	2



## Campeonato de España de GT-CET


### ROUND 2 - VALENCIA

#### Entrenamientos Cronometrados 2

### Sector Analysis

■ Personal Best    
 ■ Session Best    
 ■ Crossing the pit lane

Lap	D	Time	Sector 1	Sector 2	Sector 3	T.Spd	Elapsed	Lap	D	Time	Sector 1	Sector 2	Sector 3	T.Spd	Elapsed	
<b>3</b>	<b>MDTE RACING</b> MINI COOPER															
	1.Luis CHILLIDA(JF) TC6															
	1	1	2:16.538	40.182	1:01.621	34.735		2:16.538	1	2	2:55.768	1:17.081	1:01.299	37.388		2:55.768
	2	1	1:59.279	27.545	58.555	<b>33.179</b>	183.3	4:15.817	2	2	2:06.566	45.634	52.186	28.746		5:02.334
	3	1	<b>1:58.547</b>	<b>27.077</b>	58.199	33.271	182.9	6:14.364	3	2	1:44.800	24.010	52.182	28.608	227.4	6:47.134
<b>8</b>	<b>RX PRO RACING</b> PEUGEOT 308 RACING CUP															
	1.Hugo LATORRE(Jr) TC2															
	2.Guzmán MIGUÉLEZ(Jr)															
	1	2	3:01.632	1:32.720	54.527	34.385		3:01.632	4	2	1:46.463	24.548	53.365	28.550	228.9	8:33.597
	2	2	2:16.066	24.234	1:17.050	34.782	210.7	5:17.698	5	2	1:49.286	24.088	52.420	32.778	227.4	10:22.883
<b>9</b>	<b>HISPANO ALEMAN RACING TEAM</b> BMW M2 CS RACING															
	1.Oscar APARICIO TC1															
	1	1	2:12.165	44.557	55.563	32.045		2:12.165	6	2	3:59.978	2:39.112	<b>52.123</b>	28.743		14:22.861
	2	1	1:46.740	<b>24.102</b>	52.276	30.362	223.7	3:58.905	7	2	<b>1:44.491</b>	<b>23.941</b>	52.303	<b>28.247</b>	228.1	16:07.352
	3	1	<b>1:45.349</b>	24.345	<b>52.042</b>	<b>28.962</b>	227.4	5:44.254								
<b>11</b>	<b>DRIVER'S ACADEMY</b> PEUGEOT 308 CUP															
	1.Alvaro RODRIGUEZ TC2															
	2.Roberto F. MORENO															
	1	2	3:03.508	1:34.394	57.347	31.767		3:03.508	1	1	2:40.964	1:01.481	1:03.953	35.530		2:40.964
	2	2	1:48.559	25.285	53.591	29.683	209.5	4:52.067	2	1	<b>1:53.833</b>	26.288	<b>55.986</b>	<b>31.559</b>	189.9	4:34.797
<b>12</b>	<b>HISPANO ALEMAN RACING TEAM</b> MINI COOPER															
	1.Carlos MEDINA TC6															
	2.Daniel DE LA PEÑA															
	1	2	2:46.454	1:07.646	1:03.286	35.522		2:46.454	3	1	1:54.013	26.140	55.987	31.886	190.9	6:28.810
	2	2	2:06.575	30.015	1:01.399	35.161	179.1	4:53.029	4	1	2:24.397	33.073	1:15.676	35.648	173.7	8:53.207
<b>13</b>	<b>TEAM VRT</b> RENAULT CLIO CUP IV															
	1.Oscar VERGARA TC4															
	1	1	2:26.923	47.661	1:06.062	33.200		2:26.923	5	1	2:00.125	26.394	58.979	34.752	189.9	10:53.332
	2	1	1:58.315	26.210	1:00.338	31.767	188.9	4:25.238	6	1	2:16.628	<b>26.029</b>	1:09.617	40.982	190.4	13:09.960
	3	1	<b>1:53.607</b>	26.222	<b>55.622</b>	31.763	189.9	6:18.845	7	1	1:54.453	26.235	56.384	31.834	188.9	15:04.413
<b>15</b>	<b>UCAV RACING</b> BMW M2 CS RACING															
	1.Asier GOROSTIZA(JF) TC1															
	2.Sacha HEBRARD															
	1	1	2:26.923	47.661	1:06.062	33.200		2:26.923	1	2	2:03.090	28.123	1:01.241	33.726	183.8	11:00.906
	2	1	1:58.315	26.210	1:00.338	31.767	188.9	4:25.238	2	2	2:03.090	28.123	1:01.241	33.726	183.8	11:00.906
<b>20</b>	<b>BALBOR MOTORSPORT</b> RENAULT CLIO CUP IV															
	1.Marcos GARCIA TC4															
	1	1	2:40.964	1:01.481	1:03.953	35.530		2:40.964	3	2	1:59.028	<b>27.163</b>	58.419	<b>33.446</b>	182.9	6:51.141
	2	1	<b>1:53.833</b>	26.288	<b>55.986</b>	<b>31.559</b>	189.9	4:34.797	4	2	2:06.675	27.754	1:03.656	35.265	184.8	8:57.816
	3	1	1:54.013	26.140	55.987	31.886	190.9	6:28.810	5	2	2:03.090	28.123	1:01.241	33.726	183.8	11:00.906
<b>21</b>	<b>HISPANO ALEMAN RACING TEAM</b> MINI COOPER															
	1.Nahuel D. POZZUTO TC6															
	2.Marcos POZZUTO(Jr)															
	1	2	2:52.671	1:13.563	1:02.789	36.319		2:52.671	6	2	2:03.090	28.123	1:01.241	33.726	183.8	11:00.906
	2	2	1:59.442	27.834	<b>58.111</b>	33.497	182.4	4:52.113	7	2	2:04.994	26.664	1:02.387	35.943	209.5	14:17.526
<b>24</b>	<b>HISPANO ALEMAN RACING TEAM</b> MINI COOPER															
	1.Francisco BRACO TC6															
	2.Catalin NICULAI															
	1	2	2:42.498	1:05.076	1:02.122	35.300		2:42.498	1	2	2:13.592	46.739	57.438	29.415		2:13.592
	2	2	2:00.345	27.805	58.990	33.550	182.4	4:42.843	2	1	1:44.540	24.004	51.718	28.818	224.4	3:58.132
<b>25</b>	<b>E2P</b> BMW M2 CS RACING															
	1.Pablo CARREGAL TC1															
	1	1	2:13.592	46.739	57.438	29.415		2:13.592	3	1	<b>1:44.173</b>	<b>23.973</b>	51.686	<b>28.514</b>	225.1	5:42.305
	2	1	1:44.540	24.004	51.718	28.818	224.4	3:58.132	4	1	1:52.589	24.070	<b>51.558</b>	36.961	225.9	7:34.894
	3	1	<b>1:44.173</b>	<b>23.973</b>	51.686	<b>28.514</b>	225.1	5:42.305								
<b>30</b>	<b>E2P</b> BMW M2 CS RACING															
	1.Oliver SALAZAR TC1															
	1	1	2:53.699	1:21.520	1:00.888	31.291		2:53.699	1	1	1:47.141	24.281	53.009	29.851	222.3	8:15.334
	2	1	1:48.538	25.235	54.062	29.241	220.1	4:42.237	5	1	1:47.260	24.401	53.298	29.561	223.0	10:02.594
	3	1	<b>1:45.956</b>	<b>24.113</b>	<b>52.200</b>	29.643	223.7	6:28.193	6	1	1:46.826	24.219	53.391	29.216	222.3	11:49.420
<b>41</b>	<b>DRIVER'S ACADEMY</b> RENAULT CLIO CUP V															
	1.Carlos CORTÉS TC5															
	2.Alvaro RODRIGUEZ															
1	2	4:22.018	2:44.648	59.289	38.081		4:22.018	7	1	1:46.672	24.440	53.118	<b>29.114</b>	223.0	13:36.092	
2	2	<b>1:53.776</b>	<b>26.147</b>	<b>56.044</b>	<b>31.585</b>	187.8	6:15.794									




## Campeonato de España de GT-CET ROUND 2 - VALENCIA Entrenamientos Cronometrados 2

### Sector Analysis

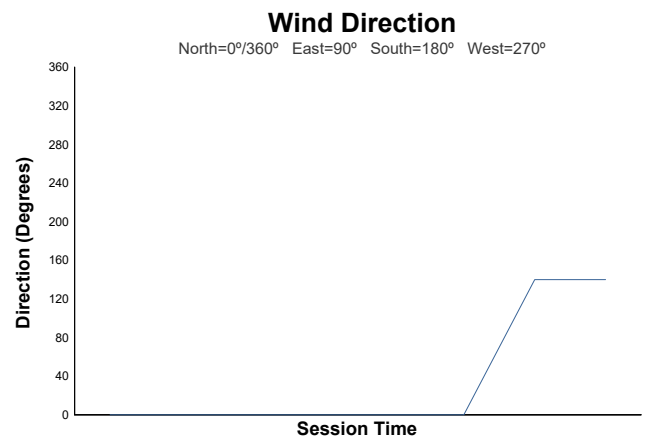
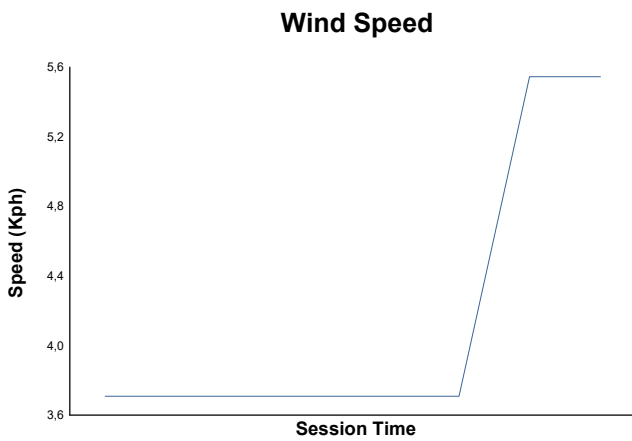
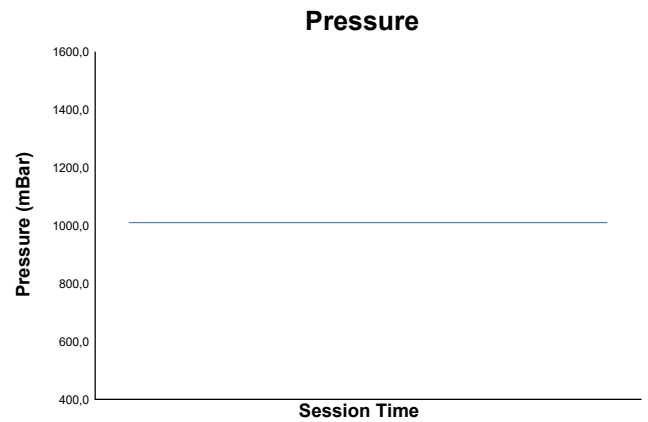
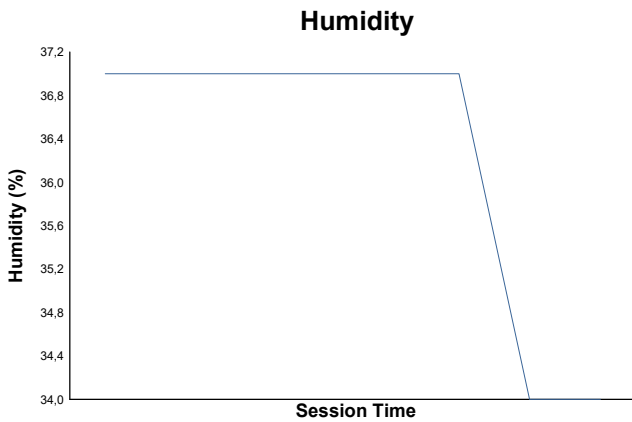
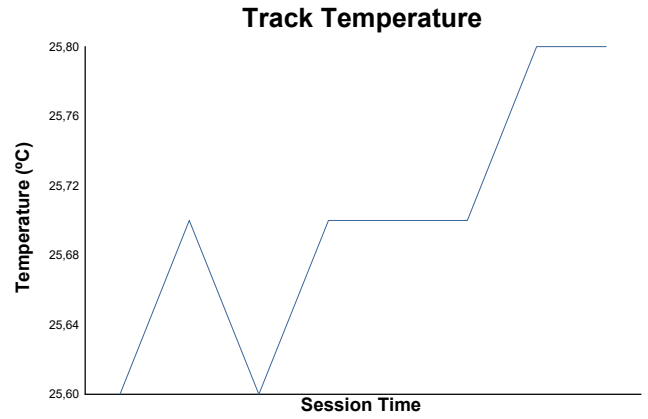
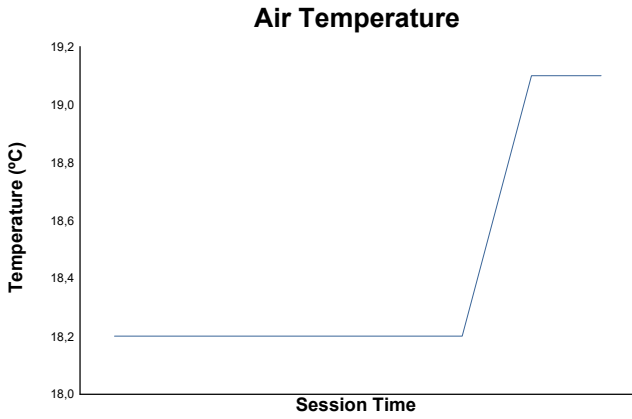
■ Personal Best    
 ■ Session Best    
 ■ Crossing the pit lane

Lap	D	Time	Sector 1	Sector 2	Sector 3	T.Spd	Elapsed	Lap	D	Time	Sector 1	Sector 2	Sector 3	T.Spd	Elapsed	
<b>111</b>		<b>DAGO</b> GINETTA G56 1.Pablo YEREGUI GPX 2.Daniel CARRETERO														
1	1	3:15.429	1:51.697	54.384	29.348		3:15.429									
2	1	1:44.883	24.291	52.067	28.525	225.1	5:00.312									
3	1	1:43.989	23.776	51.769	28.444	227.4	6:44.301									
4	1	1:50.877	24.730	51.833	34.314	227.4	8:35.178									
5	1	1:46.902	25.258	52.980	28.664	196.9	10:22.080									
6	1	1:47.343	23.871	54.707	28.765	228.1	12:09.423									
7	1	2:02.565	24.243	55.711	42.611	228.1	14:11.988									
<b>119</b>		<b>PROMOTION MOTORSPORT</b> BMW M4 GT4 1.JM SMÖRG GT4 2.Francisco J. MACIAS														
1	1	3:18.540	1:42.733	1:03.159	32.648		3:18.540									
2	1	1:51.782	25.882	55.193	30.707	214.0	5:10.322									
3	1	1:45.762	24.530	51.916	29.316	216.0	6:56.084									
4	1	1:46.180	24.062	52.595	29.523	216.7	8:42.264									
5	1	1:45.553	24.272	52.189	29.092	216.0	10:27.817									
6	1	1:46.234	24.307	52.353	29.574	216.7	12:14.051									
7	1	1:48.410	24.388	53.205	30.817	218.0	14:02.461									
8	1	1:46.339	24.404	52.506	29.429	214.7	15:48.800									
<b>120</b>		<b>VORTEX</b> VORTEX 1.Stéphane BARRET GPX 2.Stephane GERVAIS(JF)														
1	2	2:17.334	45.228	1:00.531	31.575		2:17.334									
2	2	1:48.015	24.650	54.186	29.179	233.5	4:05.349									
3	2	1:45.797	24.319	52.815	28.663	233.5	5:51.146									
4	2	1:44.622	24.180	52.183	28.259	233.5	7:35.768									
5	2	1:44.759	23.897	52.132	28.730	232.7	9:20.527									
6	2	1:45.291	24.349	52.281	28.661	233.5	11:05.818									
7	2	1:50.406	24.029	55.913	30.464	232.7	12:56.224									
8	2	1:47.684	23.923	54.938	28.823	233.5	14:43.908									
<b>121</b>		<b>VORTEX</b> VORTEX 2.0 1.Evan MAINIER(Jr) GPX 2.Arnaud GOMEZ														
1	2	1:46.718	31.272	48.834	26.612		1:46.718									
2	2	1:35.466	21.710	47.496	26.260	239.2	3:22.184									
3	2	2:07.240	22.659	52.167	52.414	239.2	5:29.424									
4	2	1:56.880	40.519	48.979	27.382		7:26.304									
5	2	1:48.209	22.089	48.285	37.835	238.3	9:14.513									
<b>122</b>		<b>VORTEX</b> VORTEX 1.Lionel(JF) AMROUCHE GPX														
1	1	2:03.321	45.680	51.071	26.570		2:03.321									
2	1	1:35.545	21.885	47.477	26.183	240.0	3:38.866									
3	1	1:43.975	21.894	48.230	33.851	240.0	5:22.841									
4	1	7:26.964	5:49.332	55.269	42.363		12:49.805									
<b>124</b>		<b>GT CORSE RACING</b> BMW M4 GT4 EVO 1.Manuel BERTOLÍN GT4														
1	1	5:21.664	3:47.274	1:04.770	29.620		5:21.664									
2	1	1:56.423	26.239	1:01.853	28.331	217.4	7:18.087									
3	1	1:42.418	23.561	50.754	28.103	216.7	9:00.505									
4	1	1:45.564	24.560	51.859	29.145	218.0	10:46.069									
5	1	1:43.209	23.835	51.076	28.298	211.4	12:29.278									
6	1	1:41.843	23.448	50.366	28.029	218.0	14:11.121									
7	1	1:41.558	23.412	50.248	27.898	218.0	15:52.679									
<b>125</b>		<b>PCR SPORT</b> PORSCHE 992 GT3 CUP 1.Lorenzo MENDIETA(JF) GT CUP														
1	1	2:10.443	50.608	51.821	28.014		2:10.443									
2	1	1:38.817	22.268	49.211	27.338	237.5	3:49.260									
3	1	1:38.597	22.102	49.402	27.093	238.3	5:27.857									
4	1	2:16.396	26.684	1:02.136	47.576	216.7	7:44.253									
<b>138</b>		<b>ESCUDERIA FARAON</b> PORSCHE 992 GT3 CUP 1.Pablo BRAS GPX 2.Agustin SANABRIA														
1	2	1:48.879	29.044	52.332	27.503		1:48.879									
2	2	1:39.383	22.568	49.542	27.273	239.2	3:28.262									
3	2	1:40.823	22.489	49.717	28.617	239.2	5:09.085									
4	2	1:39.468	22.425	49.652	27.391	240.0	6:48.553									
5	2	1:42.403	22.620	51.548	28.235	241.7	8:30.956									
6	2	1:40.644	22.681	50.491	27.472	240.0	10:11.600									
7	2	1:39.759	22.750	49.901	27.108	239.2	11:51.359									
8	2	2:23.040	27.745	1:07.320	47.975	205.1	14:14.399									
<b>139</b>		<b>ESCUDERIA FARAON</b> MERCEDES AMG GT4 1.Pedro M. LOIRINHO GPX 2.Jose VELASCO														
1	2	1:52.924	32.349	51.759	28.816		1:52.924									
2	2	1:42.668	23.500	51.041	28.127	223.0	3:35.592									
3	2	1:50.537	23.791	54.160	32.586	224.4	5:26.129									
4	2	1:44.563	23.405	51.258	29.900	224.4	7:10.692									
5	2	1:43.763	23.619	51.521	28.623	224.4	8:54.455									
6	2	2:18.219	23.597	1:04.469	50.153	227.4	11:12.674									
<b>140</b>		<b>MONTEIROS COMPETICOES</b> BMW M4 GT4 1.Antonio J.N. DA ROCHA GT4														
1	1	2:24.365	55.179	58.847	30.339		2:24.365									
2	1	1:51.180	25.434	55.620	30.126	223.7	4:15.545									
3	1	1:48.924	24.894	54.350	29.680	223.0	6:04.469									
4	1	1:56.922	25.308	54.997	36.617	224.4	8:01.391									




**ROUND 2 - VALENCIA**  
Campeonato de España de GT-CET  
Entrenamientos Cronometrados 2

Weather Report



Track Status: **DRY**



# Campeonato de España de GT-CET

## ROUND 2 - VALENCIA

### Entrenamientos Cronometrados 2


## Provisional Classification

Hour	Flag	Message
11:43:08		F4 - PIT LANE WILL BE OPEN AT 12.00 TBC

Published at: .....

**Race Director:**  
Maxi GUERRERO

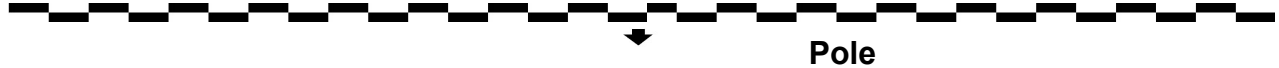
**Timekeeper:**  
Alberto ESTÉBANEZ



**Campeonato de España de GT-CET**  
**ROUND 2 - VALENCIA**  
**Carrera 1 (48 Minutes +1 Lap)**


**Final Starting Grid**

1:58.110				- 12 -	3	MDTE RACING	Luis CHILLIDA(JF)	1:58.810
<b>Carlos MEDINA</b>	HISPANO ALEMAN RACING TEAM	12						1:58.086
1:57.728				- 11 -	21	HISPANO ALEMAN RACING TEAM	Nahuel D. POZZUTO	1:57.166
<b>Carlos CORTÉS</b>	DRIVER'S ACADEMY	41						1:53.117
1:53.762				- 10 -	24	HISPANO ALEMAN RACING TEAM	Francisco BRACO	1:53.117
<b>Marcos GARCIA</b>	BALBOR MOTORSPORT	20						1:45.237
1:45.255				- 9 -	13	TEAM VRT	Oscar VERGARA	1:44.810
<b>Oliver SALAZAR</b>	E2P	30						1:44.242
1:44.982				- 8 -	9	HISPANO ALEMAN RACING TEAM	Oscar APARICIO	1:46.383
<b>Asier GOROSTIZA(JF)</b>	UCAV RACING	15						1:44.046
1:44.276				- 7 -	8	RX PRO RACING	Hugo LATORRE(Jr)	1:39.686
<b>Pablo CARREGAL</b>	E2P	25						1:36.979
1:50.736				- 6 -	11	DRIVER'S ACADEMY	Alvaro RODRIGUEZ	1:35.587
<b>Antonio J.N. DA ROCHA</b>	MONTEIROS COMPETICOES	140						1:36.979
1:44.246				- 5 -	120	VORTEX	Stéphane BARRET	1:36.979
<b>Pedro M. LOIRINHO</b>	ESCUADERIA FARAON	139						1:36.979
1:41.858				- 4 -	119	PROMOTION MOTORSPORT	Francisco J. MACIAS	1:36.979
<b>Manuel BERTOLÍN</b>	GT CORSE RACING	124						1:36.979
1:39.399				- 3 -	111	DAGO	Daniel CARRETERO	1:36.979
<b>Lorenzo MENDIETA(JF)</b>	PCR SPORT	125						1:36.979
1:36.476				- 2 -	121	VORTEX	Evan MAINIER(Jr)	1:36.979
<b>Pablo BRAS</b>	ESCUADERIA FARAON	138						1:36.979
				- 1 -	122	VORTEX	Lionel(JF) AMROUCHE	1:36.979



**Pole**

	<p><b>Timekeeper:</b> Alberto ESTÉBANEZ</p> 
--	---



## Campeonato de España de GT-CET

### ROUND 2 - VALENCIA

#### Carrera 1 (48 Minutes +1 Lap)

### Final Classification

No Drivers	Team	Car	Cl.	Laps	Total Time	Gap	Kph	Best Lap			
								Lap	Time		
1	121 E. MAINIER(Jr)/A. GOMEZ	VORTEX	VORTEX 2.0	GPX	28	<b>50:33.001</b>	-	133.1	15	<b>1:36.156</b>	149.9
2	138 P. BRAS/A. SANABRIA	ESCUADERIA FARAON	PORSCHE 992 GT3 CUP	GPX	28	<b>51:01.234</b>	+28.233	131.9	5	<b>1:37.499</b>	147.9
3	125 L. MENDIETA(JF)	PCR SPORT	PORSCHE 992 GT3 CUP	GT CUP	28	<b>51:02.710</b>	+29.709	131.8	24	<b>1:40.221</b>	143.9
4	124 M. BERTOLÍN	GT CORSE RACING	BMW M4 GT4 EVO	GT4	28	<b>52:00.129</b>	+1:27.128	129.4	6	<b>1:41.817</b>	141.6
5	111 P. YEREGUI/D. CARRETERO	DAGO	GINETTA G56	GPX	28	<b>52:11.520</b>	+1:38.519	128.9	5	<b>1:39.054</b>	145.6
6	15 A. GOROSTIZA(JF)/S. HEBRARD	UCAV RACING	BMW M2 CS RACING	TC1	27	<b>51:32.516</b>	1 Lap	125.9	14	<b>1:44.661</b>	137.8
7	25 P. CARREGAL	E2P	BMW M2 CS RACING	TC1	27	<b>51:58.580</b>	1 Lap	124.8	7	<b>1:44.716</b>	137.7
8	139 P. LOIRINHO/J. VELASCO	ESCUADERIA FARAON	MERCEDES AMG GT4	GPX	27	<b>52:11.995</b>	1 Lap	124.3	16	<b>1:43.282</b>	139.6
9	119 J. SMÓRG/F. MACIAS	PROMOTION MOTORSPORT	BMW M4 GT4	GT4	27	<b>52:15.612</b>	1 Lap	124.1	9	<b>1:43.989</b>	138.6
10	30 O. SALAZAR	E2P	BMW M2 CS RACING	TC1	26	<b>50:56.775</b>	2 Laps	122.6	15	<b>1:47.323</b>	134.3
11	11 A. RODRIGUEZ/R. MORENO	DRIVER'S ACADEMY	PEUGEOT 308 CUP	TC2	26	<b>51:14.621</b>	2 Laps	121.9	4	<b>1:45.471</b>	136.7
12	140 A. DA ROCHA	MONTEIROS COMPETICOES	BMW M4 GT4	GT4	26	<b>51:32.912</b>	2 Laps	121.2	14	<b>1:48.495</b>	132.9
13	13 O. VERGARA	TEAM VRT	RENAULT CLIO CUP IV	TC4	25	<b>51:23.420</b>	3 Laps	116.9	6	<b>1:54.090</b>	126.4
14	20 M. GARCIA	BALBOR MOTORSPORT	RENAULT CLIO CUP IV	TC4	25	<b>51:27.417</b>	3 Laps	116.7	5	<b>1:54.581</b>	125.8
15	3 L. CHILLIDA(JF)	MDTE RACING	MINI COOPER	TC6	24	<b>51:43.443</b>	4 Laps	111.5	14	<b>1:59.536</b>	120.6
16	21 N. POZZUTO/M. POZZUTO(Jr)	HISPANO ALEMAN RACING TEAM	MINI COOPER	TC6	24	<b>51:44.720</b>	4 Laps	111.5	4	<b>2:00.056</b>	120.1
17	41 C. CORTÉS/A. RODRIGUEZ	DRIVER'S ACADEMY	RENAULT CLIO CUP V	TC5	24	<b>52:03.613</b>	4 Laps	110.8	18	<b>1:55.301</b>	125.0
18	24 F. BRACO/C. NICULAI	HISPANO ALEMAN RACING TEAM	MINI COOPER	TC6	24	<b>52:23.811</b>	4 Laps	110.1	6	<b>1:59.674</b>	120.5
19	12 C. MEDINA/D. DE LA PEÑA	HISPANO ALEMAN RACING TEAM	MINI COOPER	TC6	23	<b>51:01.968</b>	5 Laps	108.3	12	<b>2:00.509</b>	119.6
20	8 H. LATORRE(Jr)/G. MIGUÉLEZ(Jr)	RX PRO RACING	PEUGEOT 308 RACING CUP	TC2	23	<b>51:35.153</b>	5 Laps	107.1	12	<b>1:47.358</b>	134.3
<b>Not classified</b>											
9	O. APARICIO	HISPANO ALEMAN RACING TEAM	BMW M2 CS RACING	TC1	17	<b>34:51.078</b>			7	<b>1:48.515</b>	132.9
122	L. AMROUCHE	VORTEX	VORTEX	GPX	15	<b>28:50.271</b>			10	<b>1:37.328</b>	148.1
120	S. BARRET/S. GERVAIS(JF)	VORTEX	VORTEX	GPX							


<b>Pole Position:</b>	Lionel(JF) AMROUCHE	<b>1:35.587</b>	150.8 Kph
<b>Fastest Lap:</b>	Lap 15	Arnaud GOMEZ	<b>1:36.156</b> 149.9 Kph

CAR #140 - TIME PENALTY OF 25 SECONDS - INCOMPLETED HANDICAP  
 CAR #139 - TIME PENALTY OF 1 SECOND - TRACK LIMITS

Published at: .....

Track Status: **DRY**

	<b>Timekeeper:</b> Alberto ESTÉBANEZ 
--	---



## Campeonato de España de GT-CET

### ROUND 2 - VALENCIA

#### Carrera 1 (48 Minutes +1 Lap)

### Final Classification by Class


No Drivers	Team	Car	Laps	Total Time	Gap	Kph	Best Lap			
							Lap	Time	Kph	
<b>GPX</b>										
1	121 E. MAINIER(Jr) / A. GOMEZ	VORTEX	VORTEX 2.0	28	50:33.001		133.1	15	1:36.156	149.9
2	138 P. BRAS / A. SANABRIA	ESCUDERIA FARAON	PORSCHE 992 GT3 CUP	28	51:01.234	+28.233	131.9	5	1:37.499	147.9
3	111 P. YEREGUI / D. CARRETERO	DAGO	GINETTA G56	28	52:11.520	+1'38.519	128.9	5	1:39.054	145.6
4	139 P. LOIRINHO / J. VELASCO	ESCUDERIA FARAON	MERCEDES AMG GT4	27	52:11.995	1 Lap	124.3	16	1:43.282	139.6
<b>Not classified</b>										
	122 L. AMROUCHE	VORTEX	VORTEX	15	28:50.271			10	1:37.328	148.1
	120 S. BARRET / S. GERVAIS(JF)	VORTEX	VORTEX							
<b>GT CUP</b>										
1	125 L. MENDIETA(JF)	PCR SPORT	PORSCHE 992 GT3 CUP	28	51:02.710		131.8	24	1:40.221	143.9
<b>GT4</b>										
1	124 M. BERTOLIN	GT CORSE RACING	BMW M4 GT4 EVO	28	52:00.129		129.4	6	1:41.817	141.6
2	119 J. SMÖRG / F. MACIAS	PROMOTION MOTORSPORT	BMW M4 GT4	27	52:15.612	1 Lap	124.1	9	1:43.989	138.6
3	140 A. DA ROCHA	MONTEIROS COMPETICOES	BMW M4 GT4	26	51:32.912	2 Laps	121.2	14	1:48.495	132.9
<b>TC1</b>										
1	15 A. GOROSTIZA(JF) / S. HEBRARD	UCAV RACING	BMW M2 CS RACING	27	51:32.516		125.9	14	1:44.661	137.8
2	25 P. CARREGAL	E2P	BMW M2 CS RACING	27	51:58.580	+26.064	124.8	7	1:44.716	137.7
3	30 O. SALAZAR	E2P	BMW M2 CS RACING	26	50:56.775	1 Lap	122.6	15	1:47.323	134.3
<b>Not classified</b>										
	9 O. APARICIO	HISPANO ALEMAN RACING TEAM	BMW M2 CS RACING	17	34:51.078			7	1:48.515	132.9
<b>TC2</b>										
1	11 A. RODRIGUEZ / R. MORENO	DRIVER'S ACADEMY	PEUGEOT 308 CUP	26	51:14.621		121.9	4	1:45.471	136.7
2	8 H. LATORRE(Jr) / G. MIGUÉLEZ(Jr)	RX PRO RACING	PEUGEOT 308 RACING CUP	23	51:35.153	3 Laps	107.1	12	1:47.358	134.3
<b>TC4</b>										
1	13 O. VERGARA	TEAM VRT	RENAULT CLIO CUP IV	25	51:23.420		116.9	6	1:54.090	126.4
2	20 M. GARCIA	BALBOR MOTORSPORT	RENAUL CLIO CUP IV	25	51:27.417	+3.997	116.7	5	1:54.581	125.8
<b>TC5</b>										
1	41 C. CORTÉS / A. RODRIGUEZ	DRIVER'S ACADEMY	RENAULT CLIO CUP V	24	52:03.613		110.8	18	1:55.301	125.0
<b>TC6</b>										
1	3 L. CHILLIDA(JF)	MDTE RACING	MINI COOPER	24	51:43.443		111.5	14	1:59.536	120.6
2	21 N. POZZUTO / M. POZZUTO(Jr)	HISPANO ALEMAN RACING TEAM	MINI COOPER	24	51:44.720	+1.277	111.5	4	2:00.056	120.1
3	24 F. BRACO / C. NICULAI	HISPANO ALEMAN RACING TEAM	MINI COOPER	24	52:23.811	+40.368	110.1	6	1:59.674	120.5
4	12 C. MEDINA / D. DE LA PEÑA	HISPANO ALEMAN RACING TEAM	MINI COOPER	23	51:01.968	1 Lap	108.3	12	2:00.509	119.6

CAR #140 - TIME PENALTY OF 25 SECONDS - INCOMPLETED HANDICAP  
 CAR #139 - TIME PENALTY OF 1 SECOND - TRACK LIMITS

Published at: .....

Track Status: **DRY**

	<b>Timekeeper:</b> Alberto ESTÉBANEZ 
--	---



## Campeonato de España de GT-CET

### ROUND 2 - VALENCIA


#### Carrera 1

### Provisional Classification by Driver Fastest Lap

No	Team	Car	Class	Driver	Time Lap	Total	Gap	Kph	
1	121	VORTEX	VORTEX 2.0	GPX	<b>Arnaud GOMEZ</b>	1:36.156	4	17	149.9
2	122	VORTEX	VORTEX	GPX	Lionel(JF) AMROUCHE	1:37.328	10	15	1.172 1.172 148.1
3	138	ESCUADERIA FARAON	PORSCHE 992 GT3 CUP	GPX	<b>Pablo BRAS</b>	1:37.499	5	15	1.343 0.171 147.9
4	111	DAGO	GINETTA G56	GPX	Daniel CARRETERO	1:39.054	5	15	2.898 1.555 145.6
5	121	VORTEX	VORTEX 2.0	GPX	<b>Evan MAINIER(Jr)</b>	1:39.504	8	11	3.348 0.450 144.9
6	125	PCR SPORT	PORSCHE 992 GT3 CUP	GT CUP	Lorenzo MENDIETA(JF)	1:40.221	24	28	4.065 0.717 143.9
7	138	ESCUADERIA FARAON	PORSCHE 992 GT3 CUP	GPX	<b>Agustin SANABRIA</b>	1:40.743	7	13	4.587 0.522 143.1
8	124	GT CORSE RACING	BMW M4 GT4 EVO	GT4	<b>Manuel BERTOLÍN</b>	1:41.817	6	28	5.661 1.074 141.6
9	139	ESCUADERIA FARAON	MERCEDES AMG GT4	GPX	<b>Jose VELASCO</b>	1:43.282	4	15	7.126 1.465 139.6
10	119	PROMOTION MOTORSPORT	BMW M4 GT4	GT4	<b>Francisco J. MACIAS</b>	1:43.989	9	15	7.833 0.707 138.6
11	139	ESCUADERIA FARAON	MERCEDES AMG GT4	GPX	<b>Pedro M. LOIRINHO</b>	1:44.459	10	12	8.303 0.470 138.0
12	15	UCAV RACING	BMW M2 CS RACING	TC1	<b>Sacha HEBRARD</b>	1:44.661	3	16	8.505 0.202 137.8
13	25	E2P	BMW M2 CS RACING	TC1	<b>Pablo CARREGAL</b>	1:44.716	7	27	8.560 0.055 137.7
14	11	DRIVER'S ACADEMY	PEUGEOT 308 CUP	TC2	<b>Alvaro RODRIGUEZ</b>	1:45.471	4	12	9.315 0.755 136.7
15	111	DAGO	GINETTA G56	GPX	<b>Pablo YEREGUI</b>	1:45.591	3	13	9.435 0.120 136.5
16	15	UCAV RACING	BMW M2 CS RACING	TC1	<b>Asier GOROSTIZA(JF)</b>	1:46.225	8	11	10.069 0.634 135.7
17	30	E2P	BMW M2 CS RACING	TC1	<b>Oliver SALAZAR</b>	1:47.323	15	26	11.167 1.098 134.3
18	8	RX PRO RACING	PEUGEOT 308 RACING CUP	TC2	<b>Guzmán MIGUÉLEZ(Jr)</b>	1:47.358	4	15	11.202 0.035 134.3
19	119	PROMOTION MOTORSPORT	BMW M4 GT4	GT4	<b>JM SMÖRG</b>	1:47.499	10	12	11.343 0.141 134.1
20	140	MONTEIROS COMPETICOES	BMW M4 GT4	GT4	<b>Antonio J.N. DA ROCHA</b>	1:48.495	14	26	12.339 0.996 132.9
21	9	HISPANO ALEMAN RACING TEAM	BMW M2 CS RACING	TC1	<b>Oscar APARICIO</b>	1:48.515	7	17	12.359 0.020 132.9
22	8	RX PRO RACING	PEUGEOT 308 RACING CUP	TC2	<b>Hugo LATORRE(Jr)</b>	1:49.285	5	8	13.129 0.770 131.9
23	11	DRIVER'S ACADEMY	PEUGEOT 308 CUP	TC2	<b>Roberto F. MORENO</b>	1:50.458	12	14	14.302 1.173 130.5
24	13	TEAM VRT	RENAULT CLIO CUP IV	TC4	<b>Oscar VERGARA</b>	1:54.090	6	25	17.934 3.632 126.4
25	20	BALBOR MOTORSPORT	RENAUL CLIO CUP IV	TC4	<b>Marcos GARCIA</b>	1:54.581	5	25	18.425 0.491 125.8
26	41	DRIVER'S ACADEMY	RENAULT CLIO CUP V	TC5	<b>Alvaro RODRIGUEZ</b>	1:55.301	6	12	19.145 0.720 125.0
27	3	MDTE RACING	MINI COOPER	TC6	<b>Luis CHILLIDA(JF)</b>	1:59.536	14	24	23.380 4.235 120.6
28	24	HISPANO ALEMAN RACING TEAM	MINI COOPER	TC6	<b>Francisco BRACO</b>	1:59.674	6	10	23.518 0.138 120.5
29	21	HISPANO ALEMAN RACING TEAM	MINI COOPER	TC6	<b>Nahuel D. POZZUTO</b>	2:00.056	4	11	23.900 0.382 120.1
30	21	HISPANO ALEMAN RACING TEAM	MINI COOPER	TC6	<b>Marcos POZZUTO(Jr)</b>	2:00.206	11	13	24.050 0.150 119.9
31	12	HISPANO ALEMAN RACING TEAM	MINI COOPER	TC6	<b>Carlos MEDINA</b>	2:00.509	12	13	24.353 0.303 119.6
32	41	DRIVER'S ACADEMY	RENAULT CLIO CUP V	TC5	<b>Carlos CORTÉS</b>	2:00.676	11	12	24.520 0.167 119.5
33	24	HISPANO ALEMAN RACING TEAM	MINI COOPER	TC6	<b>Catalin NICULAI</b>	2:00.855	4	14	24.699 0.179 119.3
34	12	HISPANO ALEMAN RACING TEAM	MINI COOPER	TC6	<b>Daniel DE LA PEÑA</b>	2:07.260	2	10	31.104 6.405 113.3
35	120	VORTEX	VORTEX	GPX	<b>Stéphane BARRET</b>				
36	120	VORTEX	VORTEX	GPX	<b>Stephane GERVAIS(JF)</b>				

Published at: .....


<b>Race Director:</b> Maxi GUERRERO 	<b>Timekeeper:</b> Alberto ESTÉBANEZ 
--	---



**Campeonato de España de GT-CET**  
**ROUND 2 - VALENCIA**  
**Carrera 1**

**Lap Chart**


		Lap																												
No	Pos	Grid	1	2	3	4	5	6	7	8	9	10	11	12	13	14	15	16	17	18	19	20	21	22	23	24	25	26	27	28
122	1	122	122	122	122	122	122	122	122	122	122	122	122	122	138	138	138	138	138	138	138	121	121	121	121	121	121	121	121	121
138	2	138	121	121	121	138	138	138	138	138	138	138	138	122	111	111	111	111	111	121	121	121	138	138	138	138	138	138	138	138
121	3	121	138	138	138	121	121	121	121	121	121	121	111	111	125	122	122	121	125	125	125	125	125	125	125	125	125	125	125	125
125	4	125	125	125	125	111	111	111	111	111	111	111	121	125	122	119	119	125	111	111	111	111	111	111	111	111	124	124	124	124
111	5	111	111	111	111	125	125	125	125	125	125	125	125	124	119	125	125	124	124	124	124	124	124	124	124	124	111	111	111	111
124	6	124	124	124	124	124	124	124	124	124	124	124	124	25	25	121	121	15	15	15	15	15	15	15	15	15	15	15	15	15
119	7	119	11	11	11	11	11	11	11	11	11	11	11	119	121	124	124	119	119	25	25	25	25	25	25	25	25	25	25	25
139	8	139	15	15	15	15	15	15	15	15	15	15	25	11	124	15	15	25	25	119	119	119	119	119	119	119	119	119	119	119
120	9	120	30	30	30	30	25	25	25	25	25	25	119	139	15	11	11	11	11	11	11	11	139	139	139	139	139	119	119	119
140	10	140	13	13	13	140	25	119	119	119	119	119	15	121	11	25	25	140	140	140	140	139	11	30	30	30	30	30	30	30
11	11	11	140	140	140	119	140	140	140	140	30	30	139	15	140	140	140	9	30	30	30	140	30	140	140	140	140	140	140	140
25	12	25	20	9	9	9	119	30	30	30	140	9	30	20	9	9	9	30	139	139	139	30	140	11	11	11	11	11	11	
8	13	8	9	20	20	25	9	9	9	9	9	139	9	140	30	30	139	9	13	13	13	13	13	13	13	13	13	13	13	
15	14	15	119	119	119	13	13	13	139	139	139	140	140	9	139	139	139	20	13	20	20	20	20	20	20	20	20	20	20	
9	15	9	25	25	25	20	20	20	13	13	13	13	13	30	12	20	20	13	20	21	3	3	3	3	3	3	3	3	3	
30	16	30	24	24	24	24	24	139	20	20	20	20	20	12	20	13	13	21	21	3	21	21	21	21	21	21	21	21	21	
13	17	13	21	21	21	21	139	24	24	24	24	24	12	13	13	12	12	12	3	24	24	24	24	24	24	24	41	41	41	
20	18	20	12	12	12	3	21	21	21	21	3	12	21	41	21	21	21	3	24	12	12	41	41	41	24	24	24	24	24	
24	19	24	3	3	3	12	3	3	3	3	12	21	41	21	3	3	3	24	12	41	41	12	12	12	12	12	12	12	12	
41	20	41	41	139	139	139	12	12	12	12	21	3	24	24	24	24	24	41	41	8	8	8	8	8	8	8	8	8	8	
21	21	21	139	41	41	41	41	41	41	41	41	41	3	3	41	41	41	8	8	8	8	8	8	8	8	8	8	8	8	
12	22	12	8	8	8	8	8	8	8	8	8	8	8	8	8	8	8	8	8	8	8	8	8	8	8	8	8	8	8	8
3	23	3	3	3	3	3	3	3	3	3	3	3	3	3	3	3	3	3	3	3	3	3	3	3	3	3	3	3	3	3



**Campeonato de España de GT-CET**  
**ROUND 2 - VALENCIA**  
**Carrera 1**

**Best Sector Times**


Sector 1		Sector 2		Sector 3		No Team	Class	Ideal Lap	Best Lap
No Driver	Time	No Driver	Time	No Driver	Time				
1 121 A.GOMEZ	21.991	121 A.GOMEZ	47.974	121 A.GOMEZ	26.191	1 121 VORTEX	GPX	1:36.156	1:36.156 (1)
2 122 L.AMROUCHE	22.102	138 P.BRAS	48.319	122 L.AMROUCHE	26.429	2 122 VORTEX	GPX	1:36.951	1:37.328 (2)
3 138 P.BRAS	22.314	122 L.AMROUCHE	48.420	138 P.BRAS	26.704	3 138 ESCUDERIA FARAON	GPX	1:37.337	1:37.499 (3)
4 111 D.CARRETERO	22.578	111 D.CARRETERO	49.112	111 D.CARRETERO	27.131	4 111 DAGO	GPX	1:38.821	1:39.054 (4)
5 125 L.MENDIETA(JF)	22.673	125 L.MENDIETA(JF)	50.215	125 L.MENDIETA(JF)	27.142	5 125 PCR SPORT	GT CUP	1:40.030	1:40.221 (5)
6 124 M.BERTOLÍN	23.388	124 M.BERTOLÍN	50.220	124 M.BERTOLÍN	27.922	6 124 GT CORSE RACING	GT4	1:41.530	1:41.817 (6)
7 139 J.VELASCO	23.417	139 J.VELASCO	51.326	139 J.VELASCO	28.287	7 139 ESCUDERIA FARAON	GPX	1:43.030	1:43.282 (7)
8 119 F.MACIAS	23.787	119 F.MACIAS	51.538	119 F.MACIAS	28.589	8 119 PROMOTION MOTORSPORT	GT4	1:43.914	1:43.989 (8)
9 15 S.HEBRARD	23.874	25 P.CARREGAL	51.663	15 S.HEBRARD	28.707	9 15 UCAV RACING	TC1	1:44.422	1:44.661 (9)
10 25 P.CARREGAL	23.947	15 S.HEBRARD	51.841	25 P.CARREGAL	28.822	10 25 E2P	TC1	1:44.432	1:44.716 (10)
11 11 A.RODRIGUEZ	24.349	11 A.RODRIGUEZ	51.996	11 A.RODRIGUEZ	29.008	11 11 DRIVER'S ACADEMY	TC2	1:45.353	1:45.471 (11)
12 30 O.SALAZAR	24.582	8 G.MIGUÉLEZ(Jr)	52.939	9 O.APARICIO	29.413	12 30 E2P	TC1	1:47.067	1:47.323 (12)
13 8 G.MIGUÉLEZ(Jr)	24.633	30 O.SALAZAR	53.028	30 O.SALAZAR	29.457	13 8 RX PRO RACING	TC2	1:47.132	1:47.358 (13)
14 9 O.APARICIO	24.708	9 O.APARICIO	53.595	8 G.MIGUÉLEZ(Jr)	29.560	14 9 HISPANO ALEMAN RACING TEAM	TC1	1:47.716	1:48.515 (15)
15 140 A.DA ROCHA	24.792	140 A.DA ROCHA	54.016	140 A.DA ROCHA	29.619	15 140 MONTEIROS COMPETICOES	GT4	1:48.427	1:48.495 (14)
16 20 M.GARCIA	26.133	13 O.VERGARA	56.052	13 O.VERGARA	31.614	16 13 TEAM VRT	TC4	1:53.879	1:54.090 (16)
17 13 O.VERGARA	26.213	20 M.GARCIA	56.325	20 M.GARCIA	31.697	17 20 BALBOR MOTORSPORT	TC4	1:54.155	1:54.581 (17)
18 41 A.RODRIGUEZ	26.470	41 A.RODRIGUEZ	56.739	41 A.RODRIGUEZ	31.941	18 41 DRIVER'S ACADEMY	TC5	1:55.150	1:55.301 (18)
19 3 L.CHILLIDA(JF)	27.308	24 F.BRACO	58.653	21 M.POZZUTO(Jr)	33.014	19 3 MDTE RACING	TC6	1:59.161	1:59.536 (19)
20 21 N.POZZUTO	27.509	3 L.CHILLIDA(JF)	58.678	24 F.BRACO	33.107	20 21 HISPANO ALEMAN RACING TEAM	TC6	1:59.375	2:00.056 (21)
21 24 F.BRACO	27.723	21 N.POZZUTO	58.852	3 L.CHILLIDA(JF)	33.175	21 24 HISPANO ALEMAN RACING TEAM	TC6	1:59.483	1:59.674 (20)
22 12 C.MEDINA	27.741	12 C.MEDINA	58.954	12 C.MEDINA	33.592	22 12 HISPANO ALEMAN RACING TEAM	TC6	2:00.287	2:00.509 (22)



**Campeonato de España de GT-CET**  
**ROUND 2 - VALENCIA**  
Carrera 1

**Best Top Speed**


Team	Car	Class	Top Speed	Top 1 Kph Lap	Top 2 Kph Lap	Top 3 Kph Lap	Top 4 Kph Lap	Top 5 Kph Lap	Avg					
125 PCR SPORT	PORSCHE 992 GT3 CUP	GT CUP	L. MENDIETA(JF)	240.8	19	239.2	28	238.3	25	238.3	24	237.5	22	238,8
138 ESCUDERIA FARAON	PORSCHE 992 GT3 CUP	GPX	<b>P. BRAS</b>	240.0	13	239.2	23	239.2	28	239.2	6	239.2	10	239,4
122 VORTEX	VORTEX	GPX	L. AMROUCHE	240.0	12	239.2	10	239.2	9	239.2	11	238.3	15	239,2
121 VORTEX	VORTEX 2.0	GPX	<b>A. GOMEZ</b>	239.2	16	239.2	20	239.2	11	239.2	18	238.3	4	239,0
111 DAGO	GINETTA G56	GPX	D. CARRETERO	231.9	11	229.6	20	229.6	15	229.6	7	229.6	21	230,1
15 UCAV RACING	BMW M2 CS RACING	TC1	A. GOROSTIZA(JF)	228.9	6	228.9	14	228.9	16	228.1	15	227.4	25	228,4
25 E2P	BMW M2 CS RACING	TC1	P. CARREGAL	228.1	19	228.1	20	227.4	11	226.6	10	226.6	27	227,4
9 HISPANO ALEMAN RACING TEAM	BMW M2 CS RACING	TC1	O. APARICIO	227.4	10	225.9	13	225.9	9	225.9	7	225.9	16	226,2
139 ESCUDERIA FARAON	MERCEDES AMG GT4	GPX	J. VELASCO	227.4	27	226.6	26	225.9	21	225.9	18	225.1	19	226,2
140 MONTEIROS COMPETICOES	BMW M4 GT4	GT4	A. DA ROCHA	225.9	22	224.4	21	224.4	19	224.4	10	224.4	23	224,7
30 E2P	BMW M2 CS RACING	TC1	O. SALAZAR	223.7	19	223.7	14	223.0	18	223.0	7	222.3	22	223,1
119 PROMOTION MOTORSPORT	BMW M4 GT4	GT4	F. MACIAS	219.4	13	218.7	11	218.7	19	218.7	27	218.0	26	218,7
124 GT CORSE RACING	BMW M4 GT4 EVO	GT4	M. BERTOLÍN	219.4	25	219.4	15	218.7	28	218.7	22	218.7	21	219,0
8 RX PRO RACING	PEUGEOT 308 RACING CUP	TC2	G. MIGUÉLEZ(Jr)	210.7	23	208.8	5	208.8	14	208.8	17	208.8	19	209,2
20 BALBOR MOTORSPORT	RENAUL CLIO CUP IV	TC4	M. GARCIA	190.9	20	190.9	25	190.4	22	189.9	19	189.9	21	190,4
13 TEAM VRT	RENAULT CLIO CUP IV	TC4	O. VERGARA	189.9	14	189.4	4	188.9	15	188.9	17	188.9	19	189,2
3 MDTE RACING	MINI COOPER	TC6	L. CHILLIDA(JF)	184.3	4	182.4	17	182.4	5	181.9	12	181.4	9	182,5
21 HISPANO ALEMAN RACING TEAM	MINI COOPER	TC6	N. POZZUTO	182.9	4	180.5	13	179.1	24	179.1	23	179.1	18	180,1
24 HISPANO ALEMAN RACING TEAM	MINI COOPER	TC6	C. NICULAI	179.1	16	178.6	20	176.8	15	176.3	17	175.9	19	177,3
12 HISPANO ALEMAN RACING TEAM	MINI COOPER	TC6	D. DE LA PEÑA	177.2	23	176.3	20	175.4	21	175.0	16	174.5	17	175,7
11 DRIVER'S ACADEMY	PEUGEOT 308 CUP	TC2	A. RODRIGUEZ											
41 DRIVER'S ACADEMY	RENAULT CLIO CUP V	TC5	C. CORTÉS											
120 VORTEX	VORTEX	GPX												



**Campeonato de España de GT-CET**  
**ROUND 2 - VALENCIA**  
**Carrera 1**

**Leader Sequence by Class**


No	Team	Car	Start Lap	End Lap	Laps	Total Laps
<b>GPX</b>						
122	VORTEX	VORTEX	1	11	11	11
138	ESCUADERIA FARAON	PORSCHE 992 GT3 CUP	12	19	8	8
121	VORTEX	VORTEX 2.0	20	28	9	9
<b>GT CUP</b>						
125	PCR SPORT	PORSCHE 992 GT3 CUP	1	28	28	28
<b>GT4</b>						
124	GT CORSE RACING	BMW M4 GT4 EVO	1	12	12	12
119	PROMOTION MOTORSPORT	BMW M4 GT4	13	15	3	3
124	GT CORSE RACING	BMW M4 GT4 EVO	16	28	13	25
<b>TC1</b>						
15	UCAV RACING	BMW M2 CS RACING	1	10	10	10
25	E2P	BMW M2 CS RACING	11	13	3	3
15	UCAV RACING	BMW M2 CS RACING	14	27	14	24
<b>TC2</b>						
11	DRIVER'S ACADEMY	PEUGEOT 308 CUP	1	26	26	26
<b>TC4</b>						
13	TEAM VRT	RENAULT CLIO CUP IV	1	11	11	11
20	BALBOR MOTORSPORT	RENAULT CLIO CUP IV	12	16	5	5
13	TEAM VRT	RENAULT CLIO CUP IV	17	25	9	20
<b>TC5</b>						
41	DRIVER'S ACADEMY	RENAULT CLIO CUP V	1	24	24	24
<b>TC6</b>						
24	HISPANO ALEMAN RACING TEAM	MINI COOPER	1	10	10	10
12	HISPANO ALEMAN RACING TEAM	MINI COOPER	11	15	5	5
21	HISPANO ALEMAN RACING TEAM	MINI COOPER	16	18	3	3
3	MDTE RACING	MINI COOPER	19	24	6	6



**Campeonato de España de GT-CET**  
**ROUND 2 - VALENCIA**  
**Carrera 1**

**Fastest Lap Sequence**

Elapsed	No Team	Car	Class	Driver	Time	Kph	Lap
4:45.125	122 VORTEX	VORTEX	GPX	Lionel(JF) AMROUCHE	<b>2:55.054</b>	82.4	2
4:46.159	121 VORTEX	VORTEX 2.0	GPX	Evan MAINIER(Jr)	<b>2:54.576</b>	82.6	2
4:47.378	138 ESCUDERIA FARAON	PORSCHE 992 GT3 CUP	GPX	Pablo BRAS	<b>2:52.444</b>	83.6	2
4:48.194	125 PCR SPORT	PORSCHE 992 GT3 CUP	GT CUP	Lorenzo MENDIETA(JF)	<b>2:52.351</b>	83.7	2
4:51.377	11 DRIVER'S ACADEMY	PEUGEOT 308 CUP	TC2	Alvaro RODRIGUEZ	<b>2:51.732</b>	84.0	2
4:52.648	30 E2P	BMW M2 CS RACING	TC1	Oliver SALAZAR	<b>2:50.766</b>	84.4	2
4:53.738	13 TEAM VRT	RENAULT CLIO CUP IV	TC4	Oscar VERGARA	<b>2:46.453</b>	86.6	2
4:54.241	140 MONTEIROS COMPETICOES	BMW M4 GT4	GT4	Antonio J.N. DA ROCHA	<b>2:45.826</b>	86.9	2
4:55.152	9 HISPANO ALEMAN RACING TEAM	BMW M2 CS RACING	TC1	Oscar APARICIO	<b>2:43.535</b>	88.2	2
4:59.394	24 HISPANO ALEMAN RACING TEAM	MINI COOPER	TC6	Francisco BRACO	<b>2:41.887</b>	89.1	2
5:01.861	3 MDTE RACING	MINI COOPER	TC6	Luis CHILLIDA(JF)	<b>2:41.799</b>	89.1	2
6:14.135	139 ESCUDERIA FARAON	MERCEDES AMG GT4	GPX	Pedro M. LOIRINHO	<b>2:12.391</b>	108.9	2
8:02.046	139 ESCUDERIA FARAON	MERCEDES AMG GT4	GPX	Pedro M. LOIRINHO	<b>1:47.911</b>	133.6	3
8:56.722	122 VORTEX	VORTEX	GPX	Lionel(JF) AMROUCHE	<b>1:37.914</b>	147.3	4
10:36.305	138 ESCUDERIA FARAON	PORSCHE 992 GT3 CUP	GPX	Pablo BRAS	<b>1:37.499</b>	147.9	5
12:12.245	122 VORTEX	VORTEX	GPX	Lionel(JF) AMROUCHE	<b>1:37.403</b>	148.0	6
13:49.597	122 VORTEX	VORTEX	GPX	Lionel(JF) AMROUCHE	<b>1:37.352</b>	148.1	7
18:42.281	122 VORTEX	VORTEX	GPX	Lionel(JF) AMROUCHE	<b>1:37.328</b>	148.1	10
25:55.078	121 VORTEX	VORTEX 2.0	GPX	Arnaud GOMEZ	<b>1:37.174</b>	148.4	2
29:08.696	121 VORTEX	VORTEX 2.0	GPX	Arnaud GOMEZ	<b>1:36.156</b>	149.9	4




**Campeonato de España de GT-CET**  
**ROUND 2 - VALENCIA**  
**Carrera 1**

**Analysis by lap**

Lapped

No	Lap Time	Gap	No	Lap Time	Gap	No	Lap Time	Gap	No	Lap Time	Gap	No	Lap Time	Gap			
<b>Lap 1</b>																	
122	1:50.071	0.000	15	2:33.812	7.210	139	1:45.471	57.937	121	1:39.504	12.353	119	1:44.061	1:12.122	30	1:48.481	1:32.757
121	1:51.583	1.512	30	2:34.243	8.083	21	2:00.441	58.444	111	1:40.101	13.633	9	1:48.635	1:34.105	139	1:44.459	1:35.155
138	1:54.934	4.863	13	2:34.082	9.012	3	2:00.552	1:00.481	8	1:49.285	3 Laps	140	1:50.040	1:35.164			
125	1:55.843	5.772	140	2:33.858	9.291	12	2:01.796	1:03.056	125	1:42.029	24.592						
111	1:56.359	6.288	9	2:33.663	10.007	8	1:51.744	2 Laps	124	1:42.055	26.376						
124	1:57.682	7.611	20	2:34.231	11.288				11	1:46.084	46.246						
11	1:59.645	9.574	119	2:33.475	11.394	<b>Lap 6</b>											
15	2:00.472	10.401	25	2:32.634	11.847	122	1:37.403		15	1:46.225	51.724	<b>Lap 11</b>					
30	2:01.882	11.811	24	2:32.929	13.515	138	1:37.503	1.563	25	1:44.732	54.877	122	1:37.337				
13	2:07.285	17.214	21	2:31.739	13.981	138	1:37.503	1.563	119	1:44.133	58.864	138	1:38.057	5.287			
140	2:08.415	18.344	12	2:32.025	14.769	121	1:40.391	8.266	140	1:49.802	1:10.229	111	1:40.874	24.597			
20	2:10.379	20.308	3	2:31.952	15.005	111	1:40.226	8.849	30	1:49.927	1:10.528	121	1:47.292	28.774			
9	2:11.617	21.546	139	1:47.911	43.238	125	1:42.405	15.763	9	1:49.909	1:10.845	13	1:55.305	1 Lap			
119	2:12.057	21.986	41	2:06.260	1:13.375	124	1:41.817	17.711	139	1:45.621	1:20.374	41	2:01.944	2 Laps			
25	2:13.521	23.450	<b>Lap 4</b>		11	1:45.854	29.305	41	2:06.541	1 Lap	20	1:56.376	1 Lap				
24	2:17.507	27.436	122	1:37.914		41	2:06.447	1 Lap	13	1:54.435	1:34.603	125	1:40.363	38.997			
21	2:18.912	28.841	138	1:38.859	2.084	15	1:46.287	33.741	<b>Lap 9</b>								
12	2:19.577	29.506	121	1:39.796	2.690	25	1:46.137	40.673	122	1:37.464							
3	2:20.062	29.991	111	1:39.202	5.092	119	1:48.966	44.852	20	1:55.112	1 Lap						
41	3:11.998	1:21.927	125	1:42.483	7.185	140	1:50.194	45.874	138	1:38.088	3.623						
139	4:01.744	2:11.673	124	1:42.753	9.525	30	1:52.380	46.915	121	1:41.185	16.074						
<b>Lap 2</b>																	
122	2:55.054		11	1:45.471	13.337	9	1:50.379	47.665	111	1:40.883	17.052	24	2:00.670	1 Lap			
121	2:54.576	1.034	15	1:47.066	16.362	20	1:54.823	1:02.991	8	1:49.487	3 Laps	21	2:01.030	1 Lap			
138	2:52.444	2.253	30	1:49.710	19.879	139	1:45.003	1:05.537	21	2:01.030	1 Lap	125	1:43.402	30.530			
125	2:52.351	3.069	140	1:50.520	21.897	24	1:59.674	1:19.811	125	1:43.402	30.530	124	1:42.582	31.494			
111	2:52.519	3.753	119	1:49.597	23.077	21	2:00.083	1:21.124	3	2:00.286	1:23.364	3	2:01.235	1 Lap			
124	2:52.781	5.338	9	1:51.064	23.157	3	2:00.286	1:23.364	12	2:01.062	1:26.715	12	2:01.397	1 Lap			
11	2:51.732	6.252	25	1:49.326	23.259	12	2:02.286	1:23.364	11	1:46.401	55.183	11	1:46.401	55.183			
15	2:51.734	7.081	13	1:56.843	27.941	12	2:02.286	1:23.364	15	1:47.325	1:01.585	15	1:47.325	1:01.585			
30	2:50.766	7.523	20	1:55.736	29.110	139	1:45.003	1:05.537	25	1:45.106	1:02.519	119	1:43.989	1:05.389			
13	2:46.453	8.613	24	2:00.118	35.719	24	1:59.674	1:19.811	30	1:48.540	1:21.604	30	1:48.540	1:21.604			
140	2:45.826	9.116	21	2:00.056	36.123	21	2:00.083	1:21.124	140	1:49.687	1:22.452	9	1:49.417	1:22.798			
9	2:43.535	10.027	3	2:00.958	38.049	3	2:00.286	1:23.364	9	1:49.417	1:22.798	139	1:45.114	1:28.024			
20	2:45.486	10.740	12	2:02.525	39.380	12	2:01.062	1:26.715	124	1:42.582	31.494	<b>Lap 12</b>					
119	2:44.670	11.602	139	1:45.262	50.586	11	1:46.101	38.054	124	1:42.582	31.494	138	1:39.395				
25	2:44.500	12.896	8	3:51.956	2 Laps	15	1:47.002	43.391	3	2:01.235	1 Lap	122	1:44.930	0.248			
24	2:41.887	14.269	<b>Lap 5</b>		122	1:37.352		12	2:01.397	1 Lap	30	1:53.734	1 Lap				
21	2:42.138	15.925	122	1:38.120		138	1:37.958	2.169	11	1:46.401	55.183	9	1:55.080	1 Lap			
12	2:41.975	16.427	41	2:02.963	1 Lap	138	1:37.958	2.169	15	1:47.325	1:01.585	140	1:56.806	1 Lap			
3	2:41.799	16.736	138	1:37.499	1.463	8	1:51.742	3 Laps	25	1:45.106	1:02.519	8	2:53.402	4 Laps			
139	2:12.391	1:29.010	121	1:40.708	5.278	121	1:39.827	10.741	119	1:43.989	1:05.389	111	1:40.907	20.822			
8	6:20.036	1 Lap	111	1:39.054	6.026	111	1:39.927	11.424	30	1:48.540	1:21.604	125	1:41.010	35.325			
41	3:13.925	1:40.798	125	1:41.696	10.761	125	1:42.044	20.455	140	1:49.687	1:22.452	13	1:58.486	1 Lap			
<b>Lap 3</b>																	
122	2:33.683		124	1:41.892	13.297	124	1:41.854	22.213	9	1:49.417	1:22.798	124	1:49.267	47.342			
121	2:33.457	0.808	11	1:45.637	20.854	11	1:46.101	38.054	139	1:45.114	1:28.024	20	1:56.380	1 Lap			
138	2:32.569	1.139	15	1:46.615	24.857	15	1:47.002	43.391	12	2:01.062	1:26.715	41	2:02.729	2 Laps			
125	2:33.230	2.616	30	1:50.179	31.938	25	1:44.716	48.037	11	1:46.401	55.183	25	1:45.296	1:21.912			
111	2:33.734	3.804	25	1:46.800	31.939	119	1:45.123	52.623	15	1:47.325	1:01.585	119	1:44.364	1:22.231			
124	2:33.031	4.686	140	1:49.306	33.083	41	2:04.270	1 Lap	138	1:38.272	4.567	11	1:53.519	1:23.692			
11	2:33.211	5.780	119	1:48.332	33.289	41	2:04.270	1 Lap	41	2:00.886	2 Laps	<b>Lap 13</b>					
<b>Lap 7</b>																	
122	1:37.352		9	1:49.652	34.689	140	1:49.797	58.319	41	1:54.172	1 Lap	138	1:38.562				
138	1:37.958	2.169	13	1:54.658	44.479	30	1:48.930	58.493	13	1:55.033	1 Lap	12	2:01.148	2 Laps			
8	1:51.742	3 Laps	20	1:54.581	45.571	9	1:48.515	58.828	20	1:55.033	1 Lap	21	2:05.969	2 Laps			
121	1:39.827	10.741	15	1:50.179	31.938	139	1:44.460	1:12.645	11	1:49.517	3 Laps	139	1:51.556	1 Lap			
111	1:39.927	11.424	25	1:46.800	31.939	13	1:54.246	1:18.060	121	2:01.710	1 Lap	111	1:40.723	22.983			
125	1:42.044	20.455	140	1:49.306	33.083	20	1:55.007	1:20.646	3	2:00.556	1 Lap	121	3:29.512	1 Lap			
124	1:41.854	22.213	119	1:48.332	33.289	<b>Lap 10</b>											
11	1:46.101	38.054	9	1:49.652	34.689	122	1:37.328		121	1:40.073	18.819	125	1:47.044	43.807			
15	1:47.002	43.391	13	1:54.658	44.479	138	1:38.722	2.999	111	1:41.336	21.060	15	3:03.010	1 Lap			
25	1:44.716	48.037	20	1:54.581	45.571	41	2:00.025	1 Lap	125	1:42.769	35.971	20	1:59.169	1 Lap			
119	1:45.123	52.623	24	1:59.941	57.540	41	2:00.504	1 Lap	124	1:43.030	37.196	41	2:00.676	2 Laps			
41	2:04.270	1 Lap	<b>Lap 8</b>		3	2:01.598	1 Lap	8	1:49.517	3 Laps	11	1:46.452	1:04.307				
41	2:04.270	1 Lap	122	1:37.892		12	2:00.719	1 Lap	24	2:01.710	1 Lap	15	1:46.354	1:10.611			
140	1:49.797	58.319	138	1:38.722	2.999	<b>Lap 11</b>											
30	1:48.930	58.493	24	2:00.025	1 Lap	122	1:37.464		122	1:37.464		25	1:47.598	1:21.298			
9	1:48.515	58.828	24	2:00.504	1 Lap	20	1:55.112	1 Lap	138	1:38.088	3.623	119	1:47.764	1:22.549			
139	1:44.460	1:12.645	3	2:01.598	1 Lap	11	1:46.401	55.183	121	1:41.185	16.074	12	2:01.010	1 Lap			
13	1:54.246	1:18.060	12	2:00.719	1 Lap	11	1:46.401	55.183	111	1:40.883	17.052	21	2:01.673	1 Lap			
20	1:55.007	1:20.646	<b>Lap 9</b>		15	1:47.325	1:01.585	24	2:00.670	1 Lap	3	2:05.969	1 Lap				
<b>Lap 10</b>																	
122	1:37.328		<b>Lap 6</b>		122	1:37.403		8	1:49.487	3 Laps	15	1:53.235	1:26.509				
138	1:38.272	4.567	122	1:37.403		119	1:48.966	44.852	21	2:01.030	1 Lap	139	1:46.671	1:44.489			
41	2:00.886	2 Laps	138	1:37.503	1.563	140	1:50.194	45.874	125	1:43.402	30.530						
13	1:54.172	1 Lap	121	1:40.391	8.266	9	1:50.379	47.665	124	1:42.582	31.494						
20	1:55.033	1 Lap	111	1:40.226	8.849	13	1:54.090	1:01.166	11	1:47.885	1:14.855						
121	1:40.073	18.819	125	1:42.405	15.763	20	1:54.823	1:02.991	24	2:00.070	1 Lap						
111	1:41.336	21.060	124	1:41.817	17.711	139	1:45.003	1:05.537	8</								



## Campeonato de España de GT-CET


### ROUND 2 - VALENCIA

#### Carrera 1

### Analysis by lap

Lapped  

No	Lap Time	Gap	No	Lap Time	Gap	No	Lap Time	Gap	No	Lap Time	Gap	No	Lap Time	Gap			
140	3:02.752	1 Lap	13	1:55.395	1 Lap	30	1:47.869	1 Lap	25	1:46.057	1 Lap	24	2:01.471	3 Laps			
25	1:54.424	1:37.774	<b>Lap 16</b>						21	2:00.564	3 Laps	<b>Lap 24</b>					
<b>Lap 14</b>			138	3:22.381	41	1:55.485	3 Laps	119	1:48.329	1 Lap	121	1:39.299	121	1:39.299	138	1:42.259	12.240
138	1:40.091	11	1:54.000	1 Lap	9	2:11.103	1 Lap	111	1:48.887	45.940	15	1:48.297	1 Lap				
9	3:11.762	2 Laps	25	1:47.560	1 Lap	8	1:50.602	4 Laps	24	2:02.150	3 Laps	125	1:40.221	24.201			
24	3:51.282	3 Laps	111	3:11.743	13.986	15	1:46.430	1:26.368	13	1:55.074	2 Laps	41	1:55.943	4 Laps			
30	3:22.191	2 Laps	140	1:49.830	1 Lap	21	2:04.139	2 Laps	20	1:55.481	2 Laps	8	1:48.643	5 Laps			
3	3:48.075	3 Laps	121	1:37.639	15.466	12	2:08.460	2 Laps	124	1:44.668	57.679	12	2:29.933	4 Laps			
12	2:00.509	2 Laps	125	1:41.068	16.012	<b>Lap 19</b>						25	1:46.939	1 Lap			
111	1:40.519	23.411	41	3:36.060	3 Laps	138	1:42.549	11	1:51.453	1 Lap	111	1:47.683	1:09.529				
121	1:37.174	1 Lap	9	1:49.810	1 Lap	3	2:00.389	3 Laps	139	1:44.705	1 Lap	119	1:48.707	1 Lap			
124	3:12.925	1 Lap	30	1:47.323	1 Lap	121	1:37.406	0.661	140	1:51.677	1 Lap	124	1:43.202	1:10.759			
8	4:00.956	5 Laps	124	1:43.313	43.353	24	2:01.421	3 Laps	30	1:50.743	1 Lap	139	1:45.093	1 Lap			
13	3:31.270	2 Laps	139	1:43.551	1 Lap	125	1:42.543	14.262	41	1:55.301	3 Laps	30	1:48.959	1 Lap			
15	1:45.200	1 Lap	12	3:31.266	2 Laps	13	1:55.306	2 Laps	<b>Lap 22</b>						140	1:53.214	1 Lap
122	1:38.772	1:16.895	21	2:01.849	2 Laps	20	1:56.843	2 Laps	121	1:39.591	15	1:47.635	1 Lap				
11	3:14.874	1 Lap	3	1:59.536	2 Laps	25	1:49.703	1 Lap	138	1:40.743	7.473	8	1:48.114	5 Laps			
119	1:44.307	1:34.736	24	2:00.855	2 Laps	119	1:50.473	1 Lap	125	1:41.406	22.982	25	1:46.614	1 Lap			
140	1:49.797	1 Lap	8	1:47.358	4 Laps	111	1:46.623	26.904	119	1:49.683	1 Lap	111	1:47.327	53.676			
<b>Lap 15</b>			15	1:45.052	1:18.732	11	1:52.071	1 Lap	3	2:00.747	3 Laps	124	1:45.879	1:03.967			
138	1:45.535	20	1:55.345	1 Lap	140	1:50.800	1 Lap	21	2:03.907	3 Laps	139	1:46.074	1 Lap				
9	1:48.713	2 Laps	13	1:54.712	1 Lap	30	1:48.427	1 Lap	111	1:47.327	53.676	3	2:00.747	3 Laps			
41	2:14.067	3 Laps	<b>Lap 17</b>						13	1:55.906	2 Laps						
21	3:27.613	3 Laps	138	1:42.061	121	1:37.774	121	1:37.774	20	1:56.253	2 Laps						
30	1:47.437	2 Laps	119	3:28.181	1 Lap	138	1:41.960	3.525	11	1:54.500	1 Lap						
125	2:57.847	1 Lap	25	1:47.169	1 Lap	125	1:42.536	18.363	30	1:50.222	1 Lap						
121	1:37.462	1 Lap	121	1:37.539	10.944	124	1:42.854	45.659	24	2:03.262	3 Laps						
111	1:46.748	24.624	11	1:53.817	1 Lap	139	1:43.759	1 Lap	140	1:51.882	1 Lap						
24	2:03.647	3 Laps	125	1:40.587	14.538	41	1:55.550	3 Laps	12	2:10.505	3 Laps						
3	2:01.530	3 Laps	111	1:47.234	19.159	15	1:44.896	1:28.715	<b>Lap 20</b>								
139	3:51.128	2 Laps	140	1:50.425	1 Lap	8	1:48.212	4 Laps	121	1:37.774	13	1:55.906	2 Laps				
124	1:42.997	1 Lap	9	1:49.268	1 Lap	<b>Lap 23</b>											
12	2:05.117	2 Laps	30	1:48.487	1 Lap	121	1:40.228	41	1:55.555	4 Laps							
8	1:49.203	5 Laps	41	1:56.315	3 Laps	138	1:42.035	9.280	15	1:48.775	1 Lap						
20	3:21.480	2 Laps	124	1:42.994	44.286	8	1:47.984	4 Laps	25	1:46.691	1 Lap						
13	1:54.806	2 Laps	139	1:43.282	1 Lap	15	1:45.187	1:21.858	119	1:47.810	1 Lap						
15	1:44.661	1 Lap	12	2:07.260	2 Laps	3	2:01.233	2 Laps	111	1:47.697	1:01.145						
11	1:54.219	1 Lap	21	2:07.099	2 Laps	24	2:00.933	2 Laps	124	1:43.117	1:06.856						
25	3:26.264	1 Lap	8	1:47.984	4 Laps	<b>Lap 18</b>											
122	2:10.423	1:41.783	15	1:45.187	1:21.858	138	1:41.920	139	1:45.528	1 Lap							
119	1:53.440	1:42.641	3	2:01.233	2 Laps	20	1:54.951	2 Laps	3	2:00.276	3 Laps						
140	1:48.495	1 Lap	24	2:00.933	2 Laps	121	1:36.780	5.804	30	1:50.075	1 Lap						
9	1:48.956	1 Lap	<b>Lap 21</b>						13	1:55.289	2 Laps						
125	1:41.297	1:57.325	121	1:38.451	121	1:36.156	2:00.208	13	1:55.780	1 Lap							
30	1:48.447	1 Lap	8	1:47.533	5 Laps	21	2:01.685	2 Laps	21	2:01.160	3 Laps						
121	1:36.156	2:00.208	138	1:41.247	6.321	124	1:43.345	2:22.421	11	1:55.563	1 Lap						
21	2:01.685	2 Laps	125	1:41.255	21.167	139	1:45.256	1 Lap	20	1:57.044	2 Laps						
124	1:43.345	2:22.421	<b>Lap 26</b>						8	1:48.059	5 Laps						
139	1:45.256	1 Lap	121	1:38.783	124	1:43.427	2 Laps	24	2:05.918	4 Laps							
3	2:01.785	2 Laps	30	1:49.561	2 Laps	41	1:56.672	3 Laps	41	1:55.667	4 Laps						
24	2:03.427	2 Laps	140	1:50.484	2 Laps	138	1:43.351	1:13.738	25	1:47.140	1 Lap						
8	1:47.939	4 Laps	11	1:50.458	2 Laps	111	1:47.182	1:15.339	124	1:43.256	1:18.211						
15	1:45.551	2:56.061	13	1:55.672	3 Laps	119	1:48.504	1 Lap	111	1:47.499	1:24.055						
20	1:55.839	1 Lap	138	1:43.940	19.337	139	1:44.404	1 Lap									



**Campeonato de España de GT-CET**  
**ROUND 2 - VALENCIA**  
**Carrera 1**

**Analysis by lap**

Lapped ■


No	Lap Time	Gap	No	Lap Time	Gap	No	Lap Time	Gap	No	Lap Time	Gap
119	1:47.499	1 Lap									
139	1:44.621	1 Lap									
12	2:10.855	4 Laps									

**Lap 27**

121	1:39.249	
30	1:49.741	2 Laps
140	1:51.583	2 Laps
138	1:43.762	23.850
11	1:53.097	2 Laps
125	1:41.115	28.833
13	1:55.103	3 Laps
20	1:55.995	3 Laps
3	2:00.639	4 Laps
15	1:48.396	1 Lap
21	2:00.992	4 Laps
8	1:47.982	5 Laps
41	1:56.888	4 Laps
25	1:47.164	1 Lap
24	2:06.462	4 Laps
124	1:43.468	1:22.430
111	1:47.120	1:31.926
139	1:44.350	1 Lap
119	1:48.113	1 Lap

**Lap 28**

121	1:40.194	
30	1:50.261	2 Laps
138	1:44.577	28.233
12	2:09.687	5 Laps
125	1:41.070	29.709
140	1:52.246	2 Laps
11	1:54.040	2 Laps
13	1:55.522	3 Laps
20	1:55.919	3 Laps
15	1:49.649	1 Lap
8	1:48.794	5 Laps
3	2:00.780	4 Laps
21	2:00.535	4 Laps
25	1:46.323	1 Lap
124	1:44.892	1:27.128
41	1:56.577	4 Laps
139	1:45.817	1 Lap
111	1:46.787	1:38.519
119	1:48.036	1 Lap
24	2:11.352	4 Laps




## Campeonato de España de GT-CET

### ROUND 2 - VALENCIA

#### Carrera 1

### Stints Analysis

No Driver	Start	End	Type	Time	T.Track	T.Driver	No Driver	Start	End	Type	Time	T.Track	T.Driver	
<b>3 MDTE RACING</b>														
<b>MINI COOPER</b>							<b>TC6</b>							
1 L. CHILLIDA(JF)	14:23:15	14:44:56	TRACK	21:41.851	21:41.851	21:41.851	O. VERGARA	14:46:02	14:47:43	PIT	1:41.343	22:47.176	24:28.519	
L. CHILLIDA(JF)	14:44:56	14:46:49	PIT	1:52.358	21:41.851	23:34.209	2 O. VERGARA	14:47:43	15:08:52	TRACK	21:08.604	43:55.780	45:37.123	
2 L. CHILLIDA(JF)	14:46:49	15:14:58	TRACK	28:09.234	49:51.085	51:43.443	O. VERGARA	15:08:52	15:08:58	PIT	6.230	43:55.780	45:43.353	
				<b>T.Track</b>	<b>Pit Time</b>	<b>T.Time</b>	3 O. VERGARA	15:08:58	15:12:43	TRACK	3:44.545	47:40.325	49:27.898	
				L. CHILLIDA(JF)	49:51.085	1:52.358	51:43.443	O. VERGARA	15:12:43	15:12:49	PIT	6.233	47:40.325	49:34.131
							4 O. VERGARA	15:12:49	15:14:38	TRACK	1:49.289	49:29.614	51:23.420	
											<b>T.Track</b>	<b>Pit Time</b>	<b>T.Time</b>	
											O. VERGARA	49:29.614	1:53.806	51:23.420
<b>8 RX PRO RACING</b>														
<b>PEUGEOT 308 RACING CUP</b>							<b>TC2</b>							
1 H. LATORRE(Jr)	14:23:15	14:29:32	TRACK	6:17.018	6:17.018	6:17.018	1 A. GOROSTIZA(JF)	14:23:15	14:44:58	TRACK	21:43.025	21:43.025	21:43.025	
H. LATORRE(Jr)	14:29:32	14:31:33	PIT	2:01.666	6:17.018	8:18.684	14:44:58	14:46:19	PIT	1:21.415			1:21.415	
2 H. LATORRE(Jr)	14:31:33	14:45:28	TRACK	13:54.628	20:11.646	22:13.312	2 S. HEBRARD	14:46:19	15:14:47	TRACK	28:28.076	28:28.076	28:28.076	
				14:45:28	14:47:40	PIT	2:12.292							
				16:19.466	16:19.466	16:19.466					<b>T.Track</b>	<b>Pit Time</b>	<b>T.Time</b>	
3 G. MIGUÉLEZ(Jr)	14:47:40	15:04:00	TRACK	16:19.466	16:19.466	16:19.466	A. GOROSTIZA(JF)	21:43.025			21:43.025			
G. MIGUÉLEZ(Jr)	15:04:00	15:04:05	PIT	5.626	16:19.466	16:25.092	S. HEBRARD	28:28.076			28:28.076			
4 G. MIGUÉLEZ(Jr)	15:04:05	15:05:48	TRACK	1:42.173	18:01.639	18:07.265								
G. MIGUÉLEZ(Jr)	15:05:48	15:05:53	PIT	5.612	18:01.639	18:12.877								
5 G. MIGUÉLEZ(Jr)	15:05:53	15:07:36	TRACK	1:43.031	19:44.670	19:55.908								
G. MIGUÉLEZ(Jr)	15:07:36	15:07:42	PIT	5.652	19:44.670	20:01.560								
6 G. MIGUÉLEZ(Jr)	15:07:42	15:09:25	TRACK	1:43.154	21:27.824	21:44.714								
G. MIGUÉLEZ(Jr)	15:09:25	15:09:31	PIT	5.649	21:27.824	21:50.363								
7 G. MIGUÉLEZ(Jr)	15:09:31	15:11:13	TRACK	1:42.410	23:10.234	23:32.773								
G. MIGUÉLEZ(Jr)	15:11:13	15:11:19	PIT	5.618	23:10.234	23:38.391								
8 G. MIGUÉLEZ(Jr)	15:11:19	15:13:01	TRACK	1:42.364	24:52.598	25:20.755								
G. MIGUÉLEZ(Jr)	15:13:01	15:13:07	PIT	5.571	24:52.598	25:26.326								
9 G. MIGUÉLEZ(Jr)	15:13:07	15:14:50	TRACK	1:43.223	26:35.821	27:09.549								
				<b>T.Track</b>	<b>Pit Time</b>	<b>T.Time</b>								
				H. LATORRE(Jr)	20:11.646	2:01.666	22:13.312							
				G. MIGUÉLEZ(Jr)	26:35.821	33.728	27:09.549							
<b>9 HISPANO ALEMAN RACING TEAM</b>							<b>Not classified</b>							
<b>BMW M2 CS RACING</b>							<b>TC1</b>							
1 O. APARICIO	14:23:15	14:45:23	TRACK	22:08.048	22:08.048	22:08.048	1 N. POZZUTO	14:23:15	14:47:02	TRACK	23:46.903	23:46.903	23:46.903	
O. APARICIO	14:45:23	14:46:50	PIT	1:27.404	22:08.048	23:35.452	M. GARCIA	14:48:04	14:49:35	PIT	1:31.369	24:49.098	26:20.467	
2 O. APARICIO	14:46:50	14:58:03	TRACK	11:12.749	33:20.797	34:48.201	2 M. GARCIA	14:49:35	15:14:42	TRACK	25:06.950	49:56.048	51:27.417	
O. APARICIO	14:58:03	15:13:48	PIT	15:44.799	33:20.797	50:33.000								
				<b>T.Track</b>	<b>Pit Time</b>	<b>T.Time</b>								
				O. APARICIO	33:20.797	17:12.203	50:33.000							
<b>11 DRIVER'S ACADEMY</b>														
<b>PEUGEOT 308 CUP</b>							<b>TC2</b>							
1 A. RODRIGUEZ	14:23:15	14:46:39	TRACK	23:23.920	23:23.920	23:23.920	1 F. BRACO	14:23:15	14:44:50	TRACK	21:34.964	21:34.964	21:34.964	
	14:46:39	14:48:00	PIT	1:21.059		1:21.059	14:44:50	14:46:41	PIT	1:51.103			1:51.103	
2 R. MORENO	14:48:00	15:14:29	TRACK	26:29.642	26:29.642	26:29.642	2 C. NICULAI	14:46:41	15:15:38	TRACK	28:57.744	28:57.744	28:57.744	
				<b>T.Track</b>	<b>Pit Time</b>	<b>T.Time</b>								
				A. RODRIGUEZ	23:23.920		23:23.920							
				R. MORENO	26:29.642		26:29.642							
<b>12 HISPANO ALEMAN RACING TEAM</b>														
<b>MINI COOPER</b>							<b>TC6</b>							
1 C. MEDINA	14:23:15	14:51:01	TRACK	27:46.620	27:46.620	27:46.620	1 F. BRACO	14:23:15	14:44:50	TRACK	21:34.964	21:34.964	21:34.964	
	14:51:01	14:52:30	PIT	1:29.032		1:29.032	14:44:50	14:46:41	PIT	1:51.103			1:51.103	
2 D. DE LA PEÑA	14:52:30	15:14:17	TRACK	21:46.316	21:46.316	21:46.316	2 C. NICULAI	14:46:41	15:15:38	TRACK	28:57.744	28:57.744	28:57.744	
				<b>T.Track</b>	<b>Pit Time</b>	<b>T.Time</b>								
				C. MEDINA	27:46.620		27:46.620							
				D. DE LA PEÑA	21:46.316		21:46.316							
<b>13 TEAM VRT</b>														
<b>RENAULT CLIO CUP IV</b>							<b>TC4</b>							
1 O. VERGARA	14:23:15	14:46:02	TRACK	22:47.176	22:47.176	22:47.176	1 P. CARREGAL	14:23:15	14:48:32	TRACK	25:17.041	25:17.041	25:17.041	
				<b>T.Track</b>	<b>Pit Time</b>	<b>T.Time</b>	P. CARREGAL	14:48:32	14:50:17	PIT	1:45.092	25:17.041	27:02.133	
				O. VERGARA	22:47.176		22:47.176	2 P. CARREGAL	14:50:17	15:15:13	TRACK	24:56.447	50:13.488	51:58.580
											<b>T.Track</b>	<b>Pit Time</b>	<b>T.Time</b>	
											P. CARREGAL	50:13.488	1:45.092	51:58.580
<b>15 UCAV RACING</b>														
<b>BMW M2 CS RACING</b>							<b>TC1</b>							
1 A. GOROSTIZA(JF)	14:23:15	14:44:58	TRACK	21:43.025	21:43.025	21:43.025	1 O. SALAZAR	14:23:15	14:45:20	TRACK	22:05.813	22:05.813	22:05.813	
	14:44:58	14:46:19	PIT	1:21.415		1:21.415	14:45:20	14:46:55	PIT	1:34.837	22:05.813	23:40.650		
2 S. HEBRARD	14:46:19	15:14:47	TRACK	28:28.076	28:28.076	28:28.076	2 O. SALAZAR	14:46:55	15:14:11	TRACK	27:16.125	49:21.938	50:56.775	
				<b>T.Track</b>	<b>Pit Time</b>	<b>T.Time</b>								
				A. GOROSTIZA(JF)	21:43.025		21:43.025							
				S. HEBRARD	28:28.076		28:28.076							
<b>20 BALBOR MOTORSPORT</b>														
<b>RENAUL CLIO CUP IV</b>							<b>TC4</b>							
1 M. GARCIA	14:23:15	14:48:04	TRACK	24:49.098	24:49.098	24:49.098	1 O. SALAZAR	14:23:15	14:45:20	TRACK	22:05.813	22:05.813	22:05.813	
M. GARCIA	14:48:04	14:49:35	PIT	1:31.369	24:49.098	26:20.467	14:45:20	14:46:55	PIT	1:34.837	22:05.813	23:40.650		
2 M. GARCIA	14:49:35	15:14:42	TRACK	25:06.950	49:56.048	51:27.417	2 O. SALAZAR	14:46:55	15:14:11	TRACK	27:16.125	49:21.938	50:56.775	
				<b>T.Track</b>	<b>Pit Time</b>	<b>T.Time</b>								
				M. GARCIA	49:56.048	1:31.369	51:27.417							
<b>21 HISPANO ALEMAN RACING TEAM</b>														
<b>MINI COOPER</b>							<b>TC6</b>							
1 N. POZZUTO	14:23:15	14:47:02	TRACK	23:46.903	23:46.903	23:46.903	1 F. BRACO	14:23:15	14:44:50	TRACK	21:34.964	21:34.964	21:34.964	
	14:47:02	14:48:34	PIT	1:32.002		1:32.002	14:44:50	14:46:41	PIT	1:51.103			1:51.103	
2 M. POZZUTO(Jr)	14:48:34	15:14:59	TRACK	26:25.815	26:25.815	26:25.815	2 C. NICULAI	14:46:41	15:15:38	TRACK	28:57.744	28:57.744	28:57.744	
				<b>T.Track</b>	<b>Pit Time</b>	<b>T.Time</b>								
				N. POZZUTO	23:46.903		23:46.903							
				M. POZZUTO(Jr)	26:25.815		26:25.815							
<b>24 HISPANO ALEMAN RACING TEAM</b>														
<b>MINI COOPER</b>							<b>TC6</b>							
1 F. BRACO	14:23:15	14:44:50	TRACK	21:34.964	21:34.964	21:34.964	1 P. CARREGAL	14:23:15	14:48:32	TRACK	25:17.041	25:17.041	25:17.041	
	14:44:50	14:46:41	PIT	1:51.103		1:51.103	P. CARREGAL	14:48:32	14:50:17	PIT	1:45.092	25:17.041	27:02.133	
2 C. NICULAI	14:46:41	15:15:38	TRACK	28:57.744	28:57.744	28:57.744	2 P. CARREGAL	14:50:17	15:15:13	TRACK	24:56.447	50:13.488	51:58.580	
				<b>T.Track</b>	<b>Pit Time</b>	<b>T.Time</b>								
				F. BRACO	21:34.964		21:34.964							
				C. NICULAI	28:57.744		28:57.744							
<b>25 E2P</b>														
<b>BMW M2 CS RACING</b>							<b>TC1</b>							
1 P. CARREGAL	14:23:15	14:48:32	TRACK	25:17.041	25:17.041	25:17.041	1 O. SALAZAR	14:23:15	14:45:20	TRACK	22:05.813	22:05.813	22:05.813	
P. CARREGAL	14:48:32	14:50:17	PIT	1:45.092	25:17.041	27:02.133	14:45:20	14:46:55	PIT	1:34.837	22:05.813	23:40.650		
2 P. CARREGAL	14:50:17	15:15:13	TRACK	24:56.447	50:13.488	51:58.580	2 O. SALAZAR	14:46:55	15:14:11	TRACK	27:16.125	49:21.938	50:56.775	
				<b>T.Track</b>	<b>Pit Time</b>	<b>T.Time</b>								
				P. CARREGAL	50:13.488	1:45.092	51:58.580							
<b>30 E2P</b>														
<b>BMW M2 CS RACING</b>							<b>TC1</b>							
1 O. SALAZAR	14:23:15	14:45:20	TRACK	22:05.813	22:05.813	22:05.813	1 O. SALAZAR	14:23:15	14:45:20	TRACK	22:05.813	22:05.813	22:05.813	
O. SALAZAR	14:45:20	14:46:55	PIT	1:34.837	22:05.813	23:40.650	14:45:20	14:46:55	PIT	1:34.837	22:05.813	23:40.650		
2 O. SALAZAR	14:46:55	15:14:11	TRACK	27:16.125	49:21.938	50:56.775	2 O. SALAZAR	14:46:55	15:14:11	TRACK	27:16.125	49:21.938	50:56.775	
				<b>T.Track</b>	<b>Pit Time</b>	<b>T.Time</b>								
				O. SALAZAR	49:21.938	1:34.837	50:56.775							




## Campeonato de España de GT-CET

### ROUND 2 - VALENCIA

#### Carrera 1

### Stints Analysis

No Driver	Start	End	Type	Time	T.Track	T.Driver	No Driver	Start	End	Type	Time	T.Track	T.Driver	
<b>41</b>	<b>DRIVER'S ACADEMY</b>													
	RENAULT CLIO CUP V						TC5							
					<b>T.Track</b>	<b>Pit Time</b>					<b>T.Track</b>	<b>Pit Time</b>	<b>T.Time</b>	
	M. BERTOLÍN	50:26.221	1:33.908				52:00.129							
1 C. CORTÉS	14:23:15	14:26:23	TRACK	3:08.401	3:08.401	3:08.401								
C. CORTÉS	14:26:23	14:27:00	PIT	36.458	3:08.401	3:44.859								
2 C. CORTÉS	14:27:00	14:50:24	TRACK	23:24.176	26:32.577	27:09.035								
	14:50:24	14:52:06	PIT	1:41.824		1:41.824								
3 A. RODRIGUEZ	14:52:06	15:15:18	TRACK	23:12.754	23:12.754	23:12.754								
				<b>T.Track</b>	<b>Pit Time</b>	<b>T.Time</b>					<b>T.Track</b>	<b>Pit Time</b>	<b>T.Time</b>	
C. CORTÉS				26:32.577	36.458	27:09.035					49:41.911	1:20.799	51:02.710	
A. RODRIGUEZ				23:12.754		23:12.754								
<b>111</b>	<b>DAGO</b>													
	GINETTA G56						GPX							
					<b>T.Track</b>	<b>Pit Time</b>					<b>T.Track</b>	<b>Pit Time</b>	<b>T.Time</b>	
	P. YEREGUI				23:13.288		23:13.288							
1 D. CARRETERO	14:23:15	14:50:45	TRACK	27:30.101	27:30.101	27:30.101								
	14:50:45	14:52:13	PIT	1:28.131		1:28.131								
2 P. YEREGUI	14:52:13	15:15:26	TRACK	23:13.288	23:13.288	23:13.288								
				<b>T.Track</b>	<b>Pit Time</b>	<b>T.Time</b>					<b>T.Track</b>	<b>Pit Time</b>	<b>T.Time</b>	
P. YEREGUI				23:13.288		23:13.288					27:04.908		27:04.908	
D. CARRETERO				27:30.101		27:30.101					22:12.416		22:12.416	
<b>119</b>	<b>PROMOTION MOTORSPORT</b>													
	BMW M4 GT4						GT4							
					<b>T.Track</b>	<b>Pit Time</b>					<b>T.Track</b>	<b>Pit Time</b>	<b>T.Time</b>	
	J. SMÖRG				21:44.790		21:44.790							
1 F. MACIAS	14:23:15	14:52:03	TRACK	28:48.185	28:48.185	28:48.185								
	14:52:03	14:53:45	PIT	1:42.637		1:42.637								
2 J. SMÖRG	14:53:45	15:15:30	TRACK	21:44.790	21:44.790	21:44.790								
				<b>T.Track</b>	<b>Pit Time</b>	<b>T.Time</b>					<b>T.Track</b>	<b>Pit Time</b>	<b>T.Time</b>	
J. SMÖRG				21:44.790		21:44.790					23:51.758		23:51.758	
F. MACIAS				28:48.185		28:48.185					26:07.506		26:07.506	
<b>120</b>	<b>VORTEX</b>													
	VORTEX						GPX							
	<b>Not classified</b>													
					<b>T.Track</b>	<b>Pit Time</b>	<b>T.Time</b>					<b>T.Track</b>	<b>Pit Time</b>	<b>T.Time</b>
S. BARRET				34.878		34.878								
1 S. BARRET	14:23:15	14:23:50	TRACK	34.878	34.878	34.878								
				<b>T.Track</b>	<b>Pit Time</b>	<b>T.Time</b>					<b>T.Track</b>	<b>Pit Time</b>	<b>T.Time</b>	
S. BARRET				34.878		34.878								
S. GERVAIS(JF)														
<b>121</b>	<b>VORTEX</b>													
	VORTEX 2.0						GPX							
					<b>T.Track</b>	<b>Pit Time</b>	<b>T.Time</b>							
	E. MAINIER(Jr)				20:45.266		20:45.266							
1 E. MAINIER(Jr)	14:23:15	14:44:00	TRACK	20:45.266	20:45.266	20:45.266								
	14:44:00	14:45:55	PIT	1:55.167		1:55.167								
2 A. GOMEZ	14:45:55	15:13:48	TRACK	27:52.568	27:52.568	27:52.568								
				<b>T.Track</b>	<b>Pit Time</b>	<b>T.Time</b>					<b>T.Track</b>	<b>Pit Time</b>	<b>T.Time</b>	
E. MAINIER(Jr)				20:45.266		20:45.266								
A. GOMEZ				27:52.568		27:52.568								
<b>122</b>	<b>VORTEX</b>													
	VORTEX						GPX							
	<b>Not classified</b>													
					<b>T.Track</b>	<b>Pit Time</b>	<b>T.Time</b>					<b>T.Track</b>	<b>Pit Time</b>	<b>T.Time</b>
L. AMROUCHE				22:00.986		22:00.986								
1 L. AMROUCHE	14:23:15	14:45:16	TRACK	22:00.986	22:00.986	22:00.986								
	14:45:16	14:46:38	PIT	1:22.261		1:22.261								
2 L. AMROUCHE	14:46:38	14:52:01	TRACK	5:23.588	27:24.574	28:46.835								
	14:52:01	15:13:48	PIT	21:46.165		21:46.165								
				<b>T.Track</b>	<b>Pit Time</b>	<b>T.Time</b>					<b>T.Track</b>	<b>Pit Time</b>	<b>T.Time</b>	
L. AMROUCHE				27:24.574	23:08.426	50:33.000								
<b>124</b>	<b>GT CORSE RACING</b>													
	BMW M4 GT4 EVO						GT4							
					<b>T.Track</b>	<b>Pit Time</b>	<b>T.Time</b>							
	M. BERTOLIN				1:33.908		1:33.908							
1 M. BERTOLIN	14:23:15	14:46:03	TRACK	22:48.705	22:48.705	22:48.705								
	14:46:03	14:47:37	PIT	1:33.908		1:33.908								
2 M. BERTOLIN	14:47:37	15:15:15	TRACK	27:37.516	50:26.221	52:00.129								




## Campeonato de España de GT-CET ROUND 2 - VALENCIA Carrera 1

### Sector Analysis

■ Personal Best    
 ■ Session Best    
 ■ Crossing the pit lane

Lap	D	Time	Sector 1	Sector 2	Sector 3	T.Spd	Elapsed	Lap	D	Time	Sector 1	Sector 2	Sector 3	T.Spd	Elapsed
<b>3</b> MDTE RACING MINI COOPER TC6 1.Luis CHILLIDA(JF)								2 1 2:43.535 29.795 1:24.745 48.995 163.0 4:55.152							
1 1 2:20.062 38.763 1:03.740 37.559 2:20.062								3 1 2:33.663 44.501 1:14.884 34.278 89.2 7:28.815							
2 1 2:41.799 31.453 1:20.885 49.461 148.3 5:01.861								4 1 1:51.064 25.507 54.578 30.979 221.5 9:19.879							
3 1 2:31.952 43.535 1:14.014 34.403 120.0 7:33.813								5 1 1:49.652 26.322 <span style="color: green;">53.595</span> 29.735 206.3 11:09.531							
4 1 2:00.958 28.630 58.849 33.479 184.3 9:34.771								6 1 1:50.379 25.112 55.323 29.944 224.4 12:59.910							
5 1 2:00.552 27.906 58.924 33.722 182.4 11:35.323								7 1 <span style="color: green;">1:48.515</span> <span style="color: green;">24.708</span> 53.616 30.191 225.9 14:48.425							
6 1 2:00.286 27.739 58.715 33.832 180.9 13:35.609								8 1 1:49.909 25.890 53.830 30.189 225.1 16:38.334							
7 1 2:01.598 28.485 59.513 33.600 171.1 15:37.207								9 1 1:49.417 25.121 53.821 30.475 225.9 18:27.751							
8 1 2:01.235 28.561 58.804 33.870 171.5 17:38.442								10 1 1:48.635 25.118 54.104 <span style="color: green;">29.413</span> 227.4 20:16.386							
9 1 2:00.556 27.949 59.049 33.558 181.4 19:38.998								11 1 1:55.080 <span style="color: blue;">B</span> 24.866 54.614 35.600 224.4 22:11.466							
10 1 2:05.969 <span style="color: blue;">B</span> 27.687 59.463 38.819 179.1 21:44.967								12 1 3:11.762 1:47.942 53.845 29.975 25:23.228							
11 1 3:48.075 2:15.082 59.527 33.466 25:33.042								13 1 1:48.713 25.022 53.971 29.720 225.9 27:11.941							
12 1 2:01.530 27.609 1:00.152 33.769 181.9 27:34.572								14 1 1:48.956 25.244 53.944 29.768 225.1 29:00.897							
13 1 2:01.785 27.570 59.519 34.696 181.4 29:36.357								15 1 1:49.810 25.048 54.924 29.838 224.4 30:50.707							
14 1 <span style="color: green;">1:59.536</span> 27.347 <span style="color: green;">58.678</span> 33.511 180.5 31:35.893								16 1 1:49.268 25.365 53.872 30.031 225.9 32:39.975							
15 1 2:01.233 28.018 59.298 33.917 179.5 33:37.126								17 1 2:11.103 <span style="color: blue;">B</span> 25.079 1:06.599 39.425 224.4 34:51.078							
16 1 2:00.389 27.715 58.781 33.893 180.0 35:37.515															
17 1 1:59.799 27.926 58.698 <span style="color: green;">33.175</span> 182.4 37:37.314															
18 1 1:59.656 <span style="color: green;">27.308</span> 59.155 33.193 181.4 39:36.970															
19 1 2:00.747 28.549 58.684 33.514 181.4 41:37.717															
20 1 2:00.276 27.345 59.534 33.397 179.5 43:37.993															
21 1 2:03.292 27.986 1:00.703 34.603 180.0 45:41.285															
22 1 2:00.739 28.049 59.291 33.399 180.9 47:42.024															
23 1 2:00.639 27.805 59.013 33.821 180.0 49:42.663															
24 1 2:00.780 27.689 59.368 33.723 179.1 51:43.443															
<b>8</b> RX PRO RACING PEUGEOT 308 RACING CUP TC2 1.Hugo LATORRE(Jr) 2.Guzmán MIGUÉLEZ(Jr)								<b>11</b> DRIVER'S ACADEMY PEUGEOT 308 CUP TC2 1.Alvaro RODRIGUEZ 2.Roberto F. MORENO							
1 1 6:20.036 <span style="color: blue;">B</span> 30.859 5:04.285 44.892 6:20.036								1 1 1:59.645 30.648 52.193 36.804 1:59.645							
2 1 3:51.956 2:23.608 56.551 31.797 10:11.992								2 1 2:51.732 30.274 1:32.132 49.326 4:51.377							
3 1 1:51.744 27.141 54.075 30.528 198.1 12:03.736								3 1 2:33.211 44.896 1:13.664 34.651 7:24.588							
4 1 1:51.742 26.036 55.687 30.019 205.7 13:55.478								4 1 <span style="color: green;">1:45.471</span> <span style="color: green;">24.349</span> <span style="color: green;">52.114</span> <span style="color: green;">29.008</span> 9:10.059							
5 1 1:49.285 25.113 54.489 29.683 208.8 15:44.763								5 1 1:45.637 24.449 <span style="color: green;">51.996</span> 29.192 10:55.696							
6 1 1:49.487 25.468 54.327 29.692 208.2 17:34.250								6 1 1:45.854 24.453 52.088 29.313 12:41.550							
7 1 1:49.517 26.021 53.787 29.709 208.2 19:23.767								7 1 1:46.101 24.625 52.097 29.379 14:27.651							
8 1 2:53.402 <span style="color: blue;">B</span> 33.881 1:22.018 57.503 169.4 22:17.169								8 1 1:46.084 24.525 52.277 29.282 16:13.735							
9 2 4:00.956 2:34.958 55.192 30.806 26:18.125								9 1 1:46.401 24.541 52.382 29.478 18:00.136							
10 2 1:49.203 25.540 53.740 29.923 206.9 28:07.328								10 1 1:46.452 24.583 52.366 29.503 19:46.588							
11 2 1:47.939 24.843 53.447 29.649 206.3 29:55.267								11 1 1:47.885 24.581 53.563 29.741 21:34.473							
12 2 <span style="color: green;">1:47.358</span> 24.859 <span style="color: green;">52.939</span> <span style="color: green;">29.560</span> 205.7 31:42.625								12 1 1:53.519 <span style="color: blue;">B</span> 24.694 52.889 35.936 23:27.992							
13 2 1:47.984 24.793 53.619 29.572 206.9 33:30.609								13 2 3:14.874 1:46.675 56.886 31.313 26:42.866							
14 2 1:50.602 26.146 53.537 30.919 208.8 35:21.211								14 2 1:54.219 26.105 56.203 31.911 28:37.085							
15 2 1:48.212 24.897 53.639 29.676 207.6 37:09.423								15 2 1:54.000 26.796 56.101 31.103 30:31.085							
16 2 1:47.533 <span style="color: green;">24.633</span> 53.098 29.802 208.2 38:56.956								16 2 1:53.817 26.108 56.964 30.745 32:24.902							
17 2 1:48.114 25.028 53.417 29.669 208.8 40:45.070								17 2 1:52.641 26.447 55.594 30.600 34:17.543							
18 2 1:47.799 24.841 53.260 29.698 208.2 42:32.869								18 2 1:52.071 26.066 55.324 30.681 36:09.614							
19 2 1:48.643 24.845 53.816 29.982 208.8 44:21.512								19 2 1:52.219 26.147 55.403 30.669 38:01.833							
20 2 1:48.806 24.843 54.031 29.932 207.6 46:10.318								20 2 1:51.453 25.592 54.859 31.002 39:53.286							
21 2 1:48.059 24.738 53.665 29.656 207.6 47:58.377								21 2 1:54.500 25.674 56.358 32.468 41:47.786							
22 2 1:47.982 24.851 53.517 29.614 208.8 49:46.359								22 2 1:55.563 26.249 57.657 31.657 43:43.349							
23 2 1:48.794 24.882 53.916 29.996 210.7 51:35.153								23 2 1:53.677 25.436 57.703 30.538 45:37.026							
								24 2 1:50.458 25.418 54.595 30.445 47:27.484							
								25 2 1:53.097 26.050 56.077 30.970 49:20.581							
								26 2 1:54.040 25.957 56.466 31.617 51:14.621							
<b>9</b> HISPANO ALEMÁN RACING TEAM BMW M2 CS RACING TC1 1.Oscar APARICIO								<b>12</b> HISPANO ALEMÁN RACING TEAM MINI COOPER TC6 1.Carlos MEDINA 2.Daniel DE LA PEÑA							
1 1 2:11.617 32.538 1:03.443 35.636 2:11.617								1 1 2:19.577 37.958 1:03.702 37.917 2:19.577							
								2 1 2:41.975 31.445 1:20.859 49.671 5:01.552							
								3 1 2:32.025 43.326 1:13.707 34.992 7:33.577							
								4 1 2:02.525 29.093 59.840 <span style="color: green;">33.592</span> 9:36.102							
								5 1 2:01.796 28.170 59.408 34.218 11:37.898							
								6 1 2:01.062 28.234 59.077 33.751 169.4 13:38.960							
								7 1 2:00.719 28.080 59.018 33.621 15:39.679							
								8 1 2:01.397 28.058 59.356 33.983 17:41.076							
								9 1 2:01.313 28.060 59.104 34.149 19:42.389							



## Campeonato de España de GT-CET

### ROUND 2 - VALENCIA

#### Carrera 1

### Sector Analysis

■ Personal Best    
 ■ Session Best    
 ■ Crossing the pit lane

Lap	D	Time	Sector 1	Sector 2	Sector 3	T.Sp	Elapsed	Lap	D	Time	Sector 1	Sector 2	Sector 3	T.Sp	Elapsed
10	1	2:01.010	27.741	59.129	34.140		21:43.399	13	2	1:45.200	24.421	51.970	28.809	226.6	26:34.337
11	1	2:01.148	27.794	59.061	34.293		23:44.547	14	2	1:44.661	23.874	51.883	28.904	228.9	28:18.998
12	1	2:00.509	27.959	58.954	33.596		25:45.056	15	2	1:45.551	24.510	52.326	28.715	228.1	30:04.549
13	1	2:05.117 <b>B</b>	27.922	59.337	37.858		27:50.173	16	2	1:45.052	23.991	52.278	28.783	228.9	31:49.601
14	2	3:31.266	1:53.599	1:02.792	34.875		31:21.439	17	2	1:45.187	24.051	51.841	29.295	226.6	33:34.788
15	2	2:07.260	30.267	1:01.806	35.187		33:28.699	18	2	1:46.430	24.294	52.325	29.811	226.6	35:21.218
16	2	2:08.460	31.892	1:01.423	35.145	175.0	35:37.159	19	2	1:44.896	24.217	51.885	28.794	224.4	37:06.114
17	2	2:07.558	30.051	1:02.663	34.844	174.5	37:44.717	20	2	1:46.071	24.064	52.502	29.505	226.6	38:52.185
18	2	2:07.502	29.926	1:02.267	35.309	173.7	39:52.219	21	2	1:47.635	24.728	53.598	29.309	225.9	40:39.820
19	2	2:10.505	30.134	1:04.837	35.534	173.7	42:02.724	22	2	1:48.775	24.846	54.302	29.627	224.4	42:28.595
20	2	2:29.933	29.590	1:02.266	58.077	176.3	44:32.657	23	2	1:48.297	24.819	53.823	29.655	226.6	44:16.892
21	2	2:08.769	29.777	1:02.432	36.560	175.4	46:41.426	24	2	1:48.389	24.832	53.960	29.597	225.9	46:05.281
22	2	2:10.855	31.979	1:03.476	35.400	169.0	48:52.281	25	2	1:49.190	24.536	54.317	30.337	227.4	47:54.471
23	2	2:09.687	29.794	1:04.193	35.700	177.2	51:01.968	26	2	1:48.396	24.760	53.726	29.910	223.7	49:42.867
								27	2	1:49.649	24.620	54.002	31.027	225.9	51:32.516

13

TEAM VRT

RENAULT CLIO CUP IV

1.Oscar VERGARA TC4

1	1	2:07.285	34.138	59.874	33.273		2:07.285
2	1	2:46.453	27.292	1:29.411	49.750	180.9	4:53.738
3	1	2:34.082	44.411	1:14.574	35.097	92.4	7:27.820
4	1	1:56.843	27.309	57.471	32.063	189.4	9:24.663
5	1	1:54.658	26.313	56.360	31.985	186.3	11:19.321
6	1	1:54.090	26.272	56.052	31.766	185.8	13:13.411
7	1	1:54.246	26.213	56.242	31.791	186.3	15:07.657
8	1	1:54.435	26.497	56.274	31.664	186.8	17:02.092
9	1	1:54.172	26.384	56.174	31.614	186.3	18:56.264
10	1	1:55.305	26.471	56.944	31.890	187.3	20:51.569
11	1	1:58.486 <b>B</b>	26.333	56.164	35.989	185.8	22:50.055
12	1	3:31.270	2:03.213	56.435	31.622		26:21.325
13	1	1:54.806	26.455	56.599	31.752	188.3	28:16.131
14	1	1:55.395	26.595	56.955	31.845	189.9	30:11.526
15	1	1:54.712	26.586	56.417	31.709	188.9	32:06.238
16	1	1:54.856	26.395	56.520	31.941	187.8	34:01.094
17	1	1:55.306	26.250	56.410	32.646	188.9	35:56.400
18	1	1:57.617	27.563	58.240	31.814	187.3	37:54.017
19	1	1:55.074	26.361	56.629	32.084	188.9	39:49.091
20	1	1:55.906	26.581	57.541	31.784	188.3	41:44.997
21	1	1:55.289	26.341	57.058	31.890	188.9	43:40.286
22	1	1:56.837	26.422	58.224	32.191	188.3	45:37.123
23	1	1:55.672	26.753	56.925	31.994	188.9	47:32.795
24	1	1:55.103	26.602	56.771	31.730	187.8	49:27.898
25	1	1:55.522	26.602	57.019	31.901	188.3	51:23.420

15

UCAV RACING

BMW M2 CS RACING

1.Asier GOROSTIZA(JF) TC1  
 2.Sacha HEBRARD

1	1	2:00.472	31.652	54.978	33.842		2:00.472
2	1	2:51.734	29.995	1:32.130	49.609	161.9	4:52.206
3	1	2:33.812	44.564	1:14.492	34.756	81.1	7:26.018
4	1	1:47.066	24.423	53.164	29.479	225.9	9:13.084
5	1	1:46.615	24.255	53.055	29.305	226.6	10:59.699
6	1	1:46.287	24.163	53.265	28.859	228.9	12:45.986
7	1	1:47.002	24.630	53.264	29.108	225.9	14:32.988
8	1	1:46.225	24.141	52.536	29.548	225.1	16:19.213
9	1	1:47.325	24.234	53.412	29.679	225.9	18:06.538
10	1	1:46.354	24.247	52.866	29.241	226.6	19:52.892
11	1	1:53.235 <b>B</b>	24.147	53.446	35.642	227.4	21:46.127
12	2	3:03.010	1:40.883	53.420	28.707		24:49.137

20

BALBOR MOTORSPORT

RENAUL CLIO CUP IV

1.Marcos GARCIA TC4

1	1	2:10.379	34.359	1:01.256	34.764		2:10.379
2	1	2:45.486	28.198	1:28.044	49.244	184.3	4:55.865
3	1	2:34.231	44.595	1:14.632	35.004	83.0	7:30.096
4	1	1:55.736	26.805	56.821	32.110	188.9	9:25.832
5	1	1:54.581	26.412	56.325	31.844	189.4	11:20.413
6	1	1:54.823	26.340	56.635	31.848	187.8	13:15.236
7	1	1:55.007	26.336	56.831	31.840	187.3	15:10.243
8	1	1:55.112	26.398	56.556	32.158	188.9	17:05.355
9	1	1:55.033	26.431	56.751	31.851	186.8	19:00.388
10	1	1:56.376	26.801	57.321	32.254	185.8	20:56.764
11	1	1:56.380	27.049	56.847	32.484	188.9	22:53.144
12	1	1:59.169 <b>B</b>	26.764	56.847	35.558	186.8	24:52.313
13	1	3:21.480	1:53.074	56.638	31.768		28:13.793
14	1	1:55.839	26.707	57.168	31.964	187.8	30:09.632
15	1	1:55.345	26.525	56.856	31.964	187.8	32:04.977
16	1	1:54.951	26.348	56.734	31.869	187.8	33:59.928
17	1	1:56.843	26.608	57.173	33.062	187.8	35:56.771
18	1	1:58.078	28.228	58.153	31.697	189.4	37:54.849
19	1	1:55.481	26.513	56.937	32.031	189.9	39:50.330
20	1	1:56.253	26.736	57.240	32.277	190.9	41:46.583
21	1	1:57.044	26.984	57.619	32.441	189.9	43:43.627
22	1	1:56.665	26.603	57.625	32.437	190.4	45:40.292
23	1	1:55.211	26.133	56.896	32.182	188.9	47:35.503
24	1	1:55.995	26.745	57.220	32.030	189.4	49:31.498
25	1	1:55.919	26.808	56.945	32.166	190.9	51:27.417


21

HISPANO ALEMÁN RACING TEAM

MINI COOPER

1.Nahuel D. POZZUTO TC6  
 2.Marcos POZZUTO(Jr)

1	1	2:18.912	36.958	1:02.994	38.960		2:18.912
2	1	2:42.138	31.288	1:20.778	50.072	150.6	5:01.050
3	1	2:31.739	43.153	1:13.722	34.864	127.8	7:32.789
4	1	2:00.056	27.730	59.093	33.233	182.9	9:32.845
5	1	2:00.441	28.202	58.965	33.274	176.3	11:33.286
6	1	2:00.083	27.825	58.852	33.406	178.1	13:33.369
7	1	2:00.504	27.919	59.256	33.329	172.8	15:33.873
8	1	2:01.030	27.665	59.738	33.627	175.0	17:34.903
9	1	2:08.088	34.781	59.505	33.802		19:42.991
10	1	2:01.673	27.856	59.597	34.220		21:44.664
11	1	2:05.969 <b>B</b>	27.509	59.804	38.656	175.9	23:50.633



## Campeonato de España de GT-CET

### ROUND 2 - VALENCIA

#### Carrera 1

### Sector Analysis

■ Personal Best    
 ■ Session Best    
 ■ Crossing the pit lane

Lap	D	Time	Sector 1	Sector 2	Sector 3	T.Spd	Elapsed	Lap	D	Time	Sector 1	Sector 2	Sector 3	T.Spd	Elapsed
12	2	3:27.613	1:54.508	59.726	33.379		27:18.246	15	1	1:47.560	24.825	53.655	29.080	225.1	30:34.460
13	2	2:01.685	27.947	1:00.589	33.149	180.5	29:19.931	16	1	1:47.169	24.662	53.350	29.157	225.1	32:21.629
14	2	2:01.849	27.998	59.946	33.905		31:21.780	17	1	1:46.692	24.979	52.479	29.234	225.9	34:08.321
15	2	2:07.099	30.271	1:02.055	34.773		33:28.879	18	1	1:49.703	25.935	53.940	29.828	222.3	35:58.024
16	2	2:04.139	31.060	59.493	33.586	171.9	35:33.018	19	1	1:46.476	24.949	52.485	29.042	228.1	37:44.500
17	2	2:01.830	29.444	58.908	33.478	176.8	37:34.848	20	1	1:46.057	24.270	52.710	29.077	228.1	39:30.557
18	2	2:00.564	27.650	59.900	<b>33.014</b>	179.1	39:35.412	21	1	1:46.614	24.624	52.714	29.276	223.7	41:17.171
19	2	2:03.907	30.551	59.309	34.047	178.6	41:39.319	22	1	1:46.691	24.630	52.810	29.251	224.4	43:03.862
20	2	2:01.160	28.094	59.345	33.721	176.8	43:40.479	23	1	1:46.939	24.509	52.952	29.478	223.0	44:50.801
21	2	2:02.508	27.974	1:01.138	33.396	177.7	45:42.987	24	1	1:47.152	24.529	53.142	29.481	224.4	46:37.953
22	2	2:00.206	27.737	59.271	33.198	177.2	47:43.193	25	1	1:47.140	24.570	53.187	29.383	225.1	48:25.093
23	2	2:00.992	27.866	59.443	33.683	179.1	49:44.185	26	1	1:47.164	24.403	53.218	29.543	225.9	50:12.257
24	2	2:00.535	27.955	59.284	33.296	179.1	51:44.720	27	1	1:46.323	24.443	52.752	29.128	226.6	51:58.580

24

**HISPANO ALEMÁN RACING TEAM**  
 MINI COOPER TC6  
 1.Francisco BRACO  
 2.Catalin NICULAÏ

1	1	2:17.507	36.096	1:02.989	38.422		2:17.507
2	1	2:41.887	32.113	1:20.334	49.440	150.9	4:59.394
3	1	2:32.929	43.981	1:14.207	34.741	109.5	7:32.323
4	1	2:00.118	<b>27.723</b>	58.878	33.517		9:32.441
5	1	1:59.941	27.939	<b>58.653</b>	33.349		11:32.382
6	1	<b>1:59.674</b>	27.736	58.831	<b>33.107</b>		13:32.056
7	1	2:00.025	27.918	58.865	33.242		15:32.081
8	1	2:00.670	27.770	59.444	33.456		17:32.751
9	1	2:01.710	28.341	59.945	33.424		19:34.461
10	1	2:04.007	<b>B</b> 27.890	58.801	37.316		21:38.468
11	2	3:51.282	2:15.828	1:01.304	34.150		25:29.750
12	2	2:03.647	28.898	1:00.625	34.124		27:33.397
13	2	2:03.427	28.349	1:00.110	34.968		29:36.824
14	2	2:00.855	27.875	59.081	33.899		31:37.679
15	2	2:00.933	28.301	59.164	33.468	176.8	33:38.612
16	2	2:01.421	27.987	59.393	34.041	179.1	35:40.033
17	2	2:02.993	28.290	1:00.242	34.461	176.3	37:43.026
18	2	2:02.150	28.313	1:00.249	33.588	174.1	39:45.176
19	2	2:03.262	28.422	1:00.941	33.899	175.9	41:48.438
20	2	2:01.471	27.855	59.845	33.771	178.6	43:49.909
21	2	2:10.170	29.244	1:05.837	35.089	156.7	46:00.079
22	2	2:05.918	28.974	1:02.192	34.752	167.0	48:05.997
23	2	2:06.462	29.486	1:01.986	34.990	169.4	50:12.459
24	2	2:11.352	29.146	1:02.053	40.153	169.8	52:23.811

25

**E2P**  
 1.Pablo CARREGAL  
 BMW M2 CS RACING TC1

1	1	2:13.521	32.421	1:05.387	35.713		2:13.521
2	1	2:44.500	29.527	1:25.791	49.182	160.0	4:58.021
3	1	2:32.634	44.726	1:14.053	33.855	92.5	7:30.655
4	1	1:49.326	24.943	53.856	30.527	209.5	9:19.981
5	1	1:46.800	24.875	52.189	29.736	222.3	11:06.781
6	1	1:46.137	25.198	51.901	29.038	221.5	12:52.918
7	1	<b>1:44.716</b>	24.031	<b>51.663</b>	29.022	225.1	14:37.634
8	1	1:44.732	24.025	51.885	<b>28.822</b>	225.1	16:22.366
9	1	1:45.106	<b>23.947</b>	51.983	29.176	225.1	18:07.472
10	1	1:45.846	24.034	52.507	29.305	226.6	19:53.318
11	1	1:47.598	24.030	53.418	30.150	227.4	21:40.916
12	1	1:45.296	24.227	52.042	29.027	224.4	23:26.212
13	1	1:54.424	<b>B</b> 24.760	52.872	36.792	223.7	25:20.636
14	1	3:26.264	2:04.668	52.466	29.130		28:46.900

30


**E2P**  
 1.Oliver SALAZAR  
 BMW M2 CS RACING TC1

1	1	2:01.882	33.148	57.965	30.769		2:01.882
2	1	2:50.766	29.227	1:31.964	49.575	151.2	4:52.648
3	1	2:34.243	44.748	1:14.493	35.002	89.2	7:26.891
4	1	1:49.710	24.884	54.889	29.937	218.0	9:16.601
5	1	1:50.179	25.197	54.323	30.659	220.8	11:06.780
6	1	1:52.380	26.227	56.513	29.640	220.1	12:59.160
7	1	1:48.930	24.611	54.186	30.133	223.0	14:48.090
8	1	1:49.927	25.412	53.944	30.571	218.0	16:38.017
9	1	1:48.540	24.869	53.850	29.821	221.5	18:26.557
10	1	1:48.481	25.051	53.831	29.599	219.4	20:15.038
11	1	1:53.734	<b>B</b> 25.040	53.869	34.825	216.7	22:08.772
12	1	3:22.191	1:56.485	55.490	30.216		25:30.963
13	1	1:47.437	24.587	53.132	29.718	220.8	27:18.400
14	1	1:48.447	24.667	53.613	30.167	223.7	29:06.847
15	1	<b>1:47.323</b>	24.838	<b>53.028</b>	<b>29.457</b>	217.4	30:54.170
16	1	1:48.487	24.966	53.801	29.720	220.1	32:42.657
17	1	1:47.869	<b>24.582</b>	53.549	29.738	222.3	34:30.526
18	1	1:48.427	25.234	53.630	29.563	223.0	36:18.953
19	1	1:48.260	24.722	53.677	29.861	223.7	38:07.213
20	1	1:50.743	25.530	55.338	29.875	219.4	39:57.956
21	1	1:50.222	25.314	55.087	29.821	222.3	41:48.178
22	1	1:50.075	24.904	54.960	30.211	222.3	43:38.253
23	1	1:48.959	24.946	54.257	29.756	221.5	45:27.212
24	1	1:49.561	25.172	54.445	29.944	219.4	47:16.773
25	1	1:49.741	24.980	54.920	29.841	221.5	49:06.514
26	1	1:50.261	25.250	54.885	30.126	220.8	50:56.775

41

**DRIVER'S ACADEMY**  
 1.Carlos CORTÉS  
 2.Alvaro RODRIGUEZ  
 RENAULT CLIO CUP V TC5

1	1	3:11.998	<b>B</b> 1:05.362	1:17.471	49.165		3:11.998
2	1	3:13.925	1:34.401	1:04.429	35.095		6:25.923
3	1	2:06.260	30.015	1:01.980	34.265		8:32.183
4	1	2:02.963	28.927	1:00.306	33.730		10:35.146
5	1	2:06.447	29.920	1:02.625	33.902		12:41.593
6	1	2:04.270	28.817	1:01.346	34.107		14:45.863
7	1	2:06.541	30.864	1:00.495	35.182		16:52.404
8	1	2:00.886	28.336	59.408	33.142		18:53.290
9	1	2:01.944	27.809	1:00.492	33.643		20:55.234
10	1	2:02.729	28.076	1:01.130	33.523		22:57.963
11	1	2:00.676	27.697	59.646	33.333		24:58.639
12	1	2:14.067	<b>B</b> 28.640	1:00.921	44.506		27:12.706




## Campeonato de España de GT-CET ROUND 2 - VALENCIA Carrera 1

### Sector Analysis

■ Personal Best    
 ■ Session Best    
 ■ Crossing the pit lane

Lap	D	Time	Sector 1	Sector 2	Sector 3	T.Spd	Elapsed	Lap	D	Time	Sector 1	Sector 2	Sector 3	T.Spd	Elapsed	
13	2	3:36.060	2:04.524	58.486	33.050		30:48.766	12	2	1:44.364	23.910	51.608	28.846	215.3	23:26.531	
14	2	1:56.315	26.549	57.264	32.502		32:45.081	13	2	1:46.851	24.818	52.658	29.375	219.4	25:13.382	
15	2	1:55.485	26.502	56.834	32.149		34:40.566	14	2	1:44.307	23.787	51.770	28.750	216.7	26:57.689	
16	2	1:55.550	26.696	56.739	32.115		36:36.116	15	2	1:53.440	B	23.896	52.436	37.108	28:51.129	
17	2	1:55.331	26.470	56.810	32.051		38:31.447	16	1	3:28.181	2:05.029	53.409	29.743		32:19.310	
18	2	1:55.301	26.515	56.818	31.968		40:26.748	17	1	1:48.577	24.669	53.967	29.941	216.7	34:07.887	
19	2	1:55.555	26.586	57.028	31.941		42:22.303	18	1	1:50.473	25.658	54.330	30.485	216.0	35:58.360	
20	2	1:55.943	26.520	56.902	32.521		44:18.246	19	1	1:50.571	25.979	54.797	29.795	218.7	37:48.931	
21	2	1:56.235	26.565	57.285	32.385		46:14.481	20	1	1:48.329	24.844	53.848	29.637	217.4	39:37.260	
22	2	1:55.667	26.628	56.976	32.063		48:10.148	21	1	1:49.683	25.558	53.973	30.152	218.0	41:26.943	
23	2	1:56.888	26.729	57.701	32.458		50:07.036	22	1	1:47.810	24.726	53.481	29.603	216.0	43:14.753	
24	2	1:56.577	26.732	57.306	32.539		52:03.613	23	1	1:48.707	24.705	53.518	30.484	216.7	45:03.460	
<b>111</b> <b>DAGO</b> <span style="float: right;">GINETTA G56</span>																
1.Pablo YEREGUI <span style="float: right;">GPX</span>																
2.Daniel CARRETERO																
1	2	1:56.359	28.209	51.051	37.099		1:56.359	24	1	1:48.504	25.737	53.252	29.515	216.0	46:51.964	
2	2	2:52.519	30.697	1:31.342	50.480	124.1	4:48.878	25	1	1:47.499	24.432	53.384	29.683	218.0	48:39.463	
3	2	2:33.734	45.043	1:13.871	34.820	87.5	7:22.612	26	1	1:48.113	24.571	53.889	29.653	218.0	50:27.576	
4	2	1:39.202	22.578	49.493	27.131	227.4	9:01.814	27	1	1:48.036	24.329	53.002	30.705	218.7	52:15.612	
5	2	1:39.054	22.717	49.112	27.225	228.9	10:40.868	<b>121</b> <b>VORTEX</b> <span style="float: right;">VORTEX 2.0</span>								
6	2	1:40.226	22.970	49.779	27.477	228.1	12:21.094	1.Evan MAINIER(Jr) <span style="float: right;">GPX</span>								
7	2	1:39.927	22.906	49.493	27.528	229.6	14:01.021	2.Arnaud GOMEZ								
8	2	1:40.101	22.782	49.908	27.411	228.9	15:41.122	1	1	1:51.583	27.111	49.616	34.856		1:51.583	
9	2	1:40.883	23.222	50.214	27.447	228.9	17:22.005	2	1	2:54.576	32.218	1:32.065	50.293	184.3	4:46.159	
10	2	1:41.336	23.152	50.530	27.654	228.1	19:03.341	3	1	2:33.457	44.958	1:14.087	34.412	80.8	7:19.616	
11	2	1:40.874	23.122	50.077	27.675	231.9	20:44.215	4	1	1:39.796	22.548	49.237	28.011	238.3	8:59.412	
12	2	1:40.907	23.026	50.413	27.468	227.4	22:25.122	5	1	1:40.708	22.795	50.143	27.770	234.3	10:40.120	
13	2	1:40.723	23.291	49.947	27.485	228.1	24:05.845	6	1	1:40.391	23.270	49.740	27.381	234.3	12:20.511	
14	2	1:40.519	23.207	49.785	27.527	228.9	25:46.364	7	1	1:39.827	22.780	49.888	27.159	235.9	14:00.338	
15	2	1:46.748	B	23.187	50.729	32.832	229.6	27:33.112	8	1	1:39.504	22.515	49.605	27.384	237.5	15:39.842
16	1	3:11.743	1:49.085	53.493	29.165		30:44.855	9	1	1:41.185	23.058	50.735	27.392	237.5	17:21.027	
17	1	1:47.234	24.662	53.645	28.927	226.6	32:32.089	10	1	1:40.073	22.714	49.999	27.360	236.7	19:01.100	
18	1	1:45.591	24.296	52.404	28.891	228.1	34:17.680	11	1	1:47.292	B	22.663	51.519	33.110	239.2	20:48.392
19	1	1:46.623	24.368	53.017	29.238	227.4	36:04.303	12	2	3:29.512	2:13.382	49.175	26.955		24:17.904	
20	1	1:47.035	24.186	53.684	29.165	229.6	37:51.338	13	2	1:37.174	22.128	48.603	26.443	237.5	25:55.078	
21	1	1:48.887	24.528	54.907	29.452	229.6	39:40.225	14	2	1:37.462	22.101	48.806	26.555	238.3	27:32.540	
22	1	1:47.327	24.423	53.020	29.884	228.9	41:27.552	15	2	1:36.156	21.991	47.974	26.191	238.3	29:08.696	
23	1	1:47.697	25.110	53.354	29.233	227.4	43:15.249	16	2	1:37.639	22.001	48.448	27.190	239.2	30:46.335	
24	1	1:47.683	24.944	53.299	29.440	228.1	45:02.932	17	2	1:37.539	22.545	48.228	26.766	236.7	32:23.874	
25	1	1:47.182	24.201	53.136	29.845	226.6	46:50.114	18	2	1:36.780	22.067	48.336	26.377	239.2	34:00.654	
26	1	1:47.499	24.434	53.423	29.642	228.1	48:37.613	19	2	1:37.406	22.344	48.214	26.848	235.1	35:38.060	
27	1	1:47.120	24.531	53.275	29.314	228.1	50:24.733	20	2	1:37.774	22.392	48.555	26.827	239.2	37:15.834	
28	1	1:46.787	24.916	53.088	28.783	227.4	52:11.520	21	2	1:38.451	22.317	49.229	26.905	238.3	38:54.285	
<b>119</b> <b>PROMOTION MOTORSPORT</b> <span style="float: right;">BMW M4 GT4</span>																
1.JM SMÖRG <span style="float: right;">GT4</span>																
2.Francisco J. MACIAS																
1	2	2:12.057	32.024	1:04.900	35.133		2:12.057	22	2	1:39.591	22.565	50.058	26.968	235.9	40:33.876	
2	2	2:44.670	30.235	1:25.471	48.964	157.4	4:56.727	23	2	1:40.228	22.682	50.231	27.315	236.7	42:14.104	
3	2	2:33.475	44.738	1:14.542	34.195	86.4	7:30.202	24	2	1:39.299	22.786	49.715	26.798	233.5	43:53.403	
4	2	1:49.597	24.927	54.085	30.585	205.7	9:19.799	25	2	1:41.372	23.075	50.729	27.568	237.5	45:34.775	
5	2	1:48.332	25.467	53.110	29.755	214.7	11:08.131	26	2	1:38.783	22.489	49.478	26.816	238.3	47:13.558	
6	2	1:48.966	25.052	54.397	29.517	218.0	12:57.097	27	2	1:39.249	22.704	49.485	27.060	237.5	48:52.807	
7	2	1:45.123	23.962	51.866	29.295	216.0	14:42.220	28	2	1:40.194	22.409	49.842	27.943	238.3	50:33.001	
8	2	1:44.133	23.966	51.578	28.589	216.7	16:26.353	<b>122</b> <b>VORTEX</b> <span style="float: right;">VORTEX</span>								
9	2	1:43.989	23.813	51.538	28.638	215.3	18:10.342	1.Lionel(JF) AMROUCHE <span style="float: right;">GPX</span>								
10	2	1:44.061	23.818	51.555	28.688	216.7	19:54.403	1	1	1:50.071	26.551	48.927	34.593		1:50.071	
11	2	1:47.764	23.878	52.878	31.008	218.7	21:42.167	2	1	2:55.054	32.078	1:32.432	50.544	190.9	4:45.125	
								3	1	2:33.683	44.362	1:14.631	34.690	90.2	7:18.808	
								4	1	1:37.914	22.627	48.674	26.613	236.7	8:56.722	
								5	1	1:38.120	22.593	48.652	26.875	236.7	10:34.842	
								6	1	1:37.403	22.254	48.420	26.729	235.1	12:12.245	
								7	1	1:37.352	22.138	48.761	26.453	238.3	13:49.597	



## Campeonato de España de GT-CET

### ROUND 2 - VALENCIA

#### Carrera 1

### Sector Analysis

■ Personal Best    
 ■ Session Best    
 ■ Crossing the pit lane


Lap	D	Time	Sector 1	Sector 2	Sector 3	T.Spd	Elapsed	Lap	D	Time	Sector 1	Sector 2	Sector 3	T.Spd	Elapsed	
8	1	1:37.892	22.236	49.013	26.643	237.5	15:27.489	16	1	1:41.068	22.687	50.326	28.055		30:46.881	
9	1	1:37.464	22.379	48.595	26.490	239.2	17:04.953	17	1	1:40.587	23.022	50.423	27.142		32:27.468	
10	1	1:37.328	22.102	48.797	26.429	239.2	18:42.281	18	1	1:41.650	23.063	51.179	27.408		34:09.118	
11	1	1:37.337	22.180	48.665	26.492	239.2	20:19.618	19	1	1:42.543	23.905	50.774	27.864	240.8	35:51.661	
12	1	1:44.930	B	22.676	49.932	32.322	240.0	22:04.548	20	1	1:42.536	23.019	51.857	27.660	235.9	37:34.197
13	1	2:56.528	1:40.366	49.171	26.991		25:01.076	21	1	1:41.255	22.794	51.169	27.292	236.7	39:15.452	
14	1	1:38.772	22.739	48.921	27.112	238.3	26:39.848	22	1	1:41.406	22.894	51.150	27.362	237.5	40:56.858	
15	1	2:10.423	B	22.794	52.215	55.414	238.3	28:50.271	23	1	1:40.525	22.706	50.498	27.321	236.7	42:37.383

124		GT CORSE RACING					BMW M4 GT4 EVO				
		1.Manuel BERTOLÍN					GT4				
1	1	1:57.682	29.070	51.518	37.094		1:57.682				
2	1	2:52.781	31.085	1:31.683	50.013	147.7	4:50.463				
3	1	2:33.031	44.320	1:13.851	34.860	91.4	7:23.494				
4	1	1:42.753	23.655	50.889	28.209	215.3	9:06.247				
5	1	1:41.892	23.433	50.462	27.997	216.0	10:48.139				
6	1	1:41.817	23.398	50.371	28.048	215.3	12:29.956				
7	1	1:41.854	23.394	50.260	28.200	216.7	14:11.810				
8	1	1:42.055	23.527	50.356	28.172	216.0	15:53.865				
9	1	1:42.582	23.388	50.220	28.974	216.7	17:36.447				
10	1	1:43.030	23.820	51.288	27.922	216.7	19:19.477				
11	1	1:42.898	23.768	50.559	28.571	216.7	21:02.375				
12	1	1:49.267	B	24.212	51.159	33.896	216.7	22:51.642			
13	1	3:12.925	1:53.350	51.294	28.281		26:04.567				
14	1	1:42.997	23.740	50.951	28.306	216.7	27:47.564				
15	1	1:43.345	23.671	51.194	28.480	219.4	29:30.909				
16	1	1:43.313	23.726	51.130	28.457	216.0	31:14.222				
17	1	1:42.994	23.851	50.904	28.239	216.0	32:57.216				
18	1	1:42.988	23.690	50.931	28.367	216.0	34:40.204				
19	1	1:42.854	23.592	50.968	28.294	216.7	36:23.058				
20	1	1:44.238	23.845	50.987	29.406	218.0	38:07.296				
21	1	1:44.668	24.661	51.657	28.350	218.7	39:51.964				
22	1	1:45.879	23.946	52.819	29.114	218.7	41:37.843				
23	1	1:43.117	23.793	51.175	28.149	217.4	43:20.960				
24	1	1:43.202	23.545	51.273	28.384	217.4	45:04.162				
25	1	1:44.351	24.661	51.184	28.506	219.4	46:48.513				
26	1	1:43.256	23.828	51.026	28.402	217.4	48:31.769				
27	1	1:43.468	23.734	51.304	28.430	218.0	50:15.237				
28	1	1:44.892	24.590	51.388	28.914	218.7	52:00.129				

125		PCR SPORT					PORSCHE 992 GT3 CUP				
		1.Lorenzo MENDIETA(JF)					GT CUP				
1	1	1:55.843	28.086	50.766	36.991		1:55.843				
2	1	2:52.351	30.338	1:31.615	50.398		4:48.194				
3	1	2:33.230	44.781	1:14.008	34.441		7:21.424				
4	1	1:42.483	22.892	51.212	28.379		9:03.907				
5	1	1:41.696	23.445	50.722	27.529		10:45.603				
6	1	1:42.405	23.222	51.395	27.788		12:28.008				
7	1	1:42.044	23.345	51.061	27.638		14:10.052				
8	1	1:42.029	23.344	51.121	27.564		15:52.081				
9	1	1:43.402	23.102	51.738	28.562		17:35.483				
10	1	1:42.769	24.421	50.952	27.396		19:18.252				
11	1	1:40.363	22.884	50.215	27.264		20:58.615				
12	1	1:41.010	23.028	50.491	27.491		22:39.625				
13	1	1:47.044	B	23.066	50.568	33.410	24:26.669				
14	1	2:57.847	1:39.506	50.981	27.360		27:24.516				
15	1	1:41.297	22.886	50.355	28.056		29:05.813				

138		ESCUDERIA FARAON					PORSCHE 992 GT3 CUP				
		1.Pablo BRAS					GPX				
		2.Agustin SANABRIA									
1	1	1:54.934	27.510	49.545	37.879		1:54.934				
2	1	2:52.444	29.546	1:32.678	50.220	141.6	4:47.378				
3	1	2:32.569	44.642	1:14.326	33.601	89.9	7:19.947				
4	1	1:38.859	22.753	48.906	27.200	238.3	8:58.806				
5	1	1:37.499	22.385	48.319	26.795	236.7	10:36.305				
6	1	1:37.503	22.314	48.485	26.704	239.2	12:13.808				
7	1	1:37.958	22.591	48.469	26.898	237.5	13:51.766				
8	1	1:38.722	22.491	49.122	27.109	238.3	15:30.488				
9	1	1:38.088	22.370	48.902	26.816	237.5	17:08.576				
10	1	1:38.272	22.519	49.012	26.741	239.2	18:46.848				
11	1	1:38.057	22.540	48.794	26.723	239.2	20:24.905				
12	1	1:39.395	22.507	49.585	27.303	237.5	22:04.300				
13	1	1:38.562	22.542	48.928	27.092	240.0	23:42.862				
14	1	1:40.091	22.610	50.348	27.133	238.3	25:22.953				
15	1	1:45.535	B	22.476	49.366	33.693	239.2	27:08.488			
16	2	3:22.381	2:03.455	51.547	27.379		30:30.869				
17	2	1:42.061	22.932	51.525	27.604	236.7	32:12.930				
18	2	1:41.920	23.212	51.247	27.461	239.2	33:54.850				
19	2	1:42.549	23.408	50.932	28.209	237.5	35:37.399				
20	2	1:41.960	23.661	50.844	27.455	237.5	37:19.359				
21	2	1:41.247	23.345	50.512	27.390	239.2	39:00.606				
22	2	1:40.743	22.937	50.387	27.419	239.2	40:41.349				
23	2	1:42.035	23.140	51.171	27.724	239.2	42:23.384				
24	2	1:42.259	23.292	51.035	27.932	238.3	44:05.643				
25	2	1:43.312	23.486	51.483	28.343	237.5	45:48.955				
26	2	1:43.940	23.470	52.124	28.346	235.9	47:32.895				
27	2	1:43.762	23.357	52.215	28.190	238.3	49:16.657				
28	2	1:44.577	24.291	52.196	28.090	239.2	51:01.234				

139		ESCUDERIA FARAON					MERCEDES AMG GT4				
		1.Pedro M. LOIRINHO					GPX				
		2.Jose VELASCO									
1	1	4:01.744	30.384	3:00.306	31.054		4:01.744				
2	1	2:12.391	26.541	1:07.390	38.460	182.4	6:14.135				
3	1	1:47.911	25.948	53.639	28.324	214.7	8:02.046				
4	1	1:45.262	24.017	52.479	28.766	222.3	9:47.308				
5	1	1:45.471	23.905	52.341	29.225	222.3	11:32.779				
6	1	1:45.003	24.091	52.001	28.911	220.1	13:17.782				
7	1	1:44.460	23.869	51.952	28.639	224.4	15:02.242				
8	1	1:45.621	24.223	52.106	29.292	223.0	16:47.863				
9	1	1:45.114	24.024	51.971	29.119	221.5	18:32.977				
10	1	1:44.459	23.939	51.644	28.876	223.0	20:17.436				



## Campeonato de España de GT-CET

### ROUND 2 - VALENCIA

#### Carrera 1


### Sector Analysis

■ Personal Best    
 ■ Session Best    
 ■ Crossing the pit lane

Lap	D	Time	Sector 1	Sector 2	Sector 3	T.Spd	Elapsed	Lap	D	Time	Sector 1	Sector 2	Sector 3	T.Spd	Elapsed
11	1	1:46.671	24.489	53.182	29.000	221.5	22:04.107								
12	1	1:51.556 <b>B</b>	23.967	52.526	35.063	221.5	23:55.663								
13	2	3:51.128	2:30.564	51.898	28.666		27:46.791								
14	2	1:45.256	23.748	52.479	29.029	224.4	29:32.047								
15	2	1:43.551	23.417	51.656	28.478	223.0	31:15.598								
16	2	1:43.282	23.537	51.458	28.287	223.0	32:58.880								
17	2	1:43.488	23.648	51.326	28.514	224.4	34:42.368								
18	2	1:43.759	23.762	51.580	28.417	225.9	36:26.127								
19	2	1:44.276	23.724	51.852	28.700	225.1	38:10.403								
20	2	1:44.705	23.733	52.329	28.643	225.1	39:55.108								
21	2	1:46.074	24.559	53.068	28.447	225.9	41:41.182								
22	2	1:45.528	24.276	52.571	28.681	224.4	43:26.710								
23	2	1:45.093	24.078	52.525	28.490	223.7	45:11.803								
24	2	1:44.404	24.090	51.613	28.701	223.7	46:56.207								
25	2	1:44.621	23.980	51.862	28.779	225.1	48:40.828								
26	2	1:44.350	23.758	52.203	28.389	226.6	50:25.178								
27	2	1:45.817	24.177	52.703	28.937	227.4	52:10.995								

140	<b>MONTEIROS COMPETICOES</b> 1. Antonio J.N. DA ROCHA	BMW M4 GT4 GT4
-----	--	-------------------

1	1	2:08.415	33.760	1:01.358	33.297		2:08.415								
2	1	2:45.826	27.954	1:28.315	49.557	198.1	4:54.241								
3	1	2:33.858	44.437	1:15.402	34.019	86.6	7:28.099								
4	1	1:50.520	25.487	55.068	29.965	222.3	9:18.619								
5	1	1:49.306	24.929	54.689	29.688	221.5	11:07.925								
6	1	1:50.194	24.871	54.800	30.523	223.0	12:58.119								
7	1	1:49.797	25.355	54.016	30.426	221.5	14:47.916								
8	1	1:49.802	25.204	54.224	30.374	220.1	16:37.718								
9	1	1:49.687	24.903	54.347	30.437	220.8	18:27.405								
10	1	1:50.040	25.119	54.647	30.274	224.4	20:17.445								
11	1	1:56.806 <b>B</b>	25.546	54.899	36.361	223.0	22:14.251								
12	1	3:02.752	1:37.732	55.139	29.881		25:17.003								
13	1	1:49.797	25.230	54.509	30.058	222.3	27:06.800								
14	1	1:48.495	24.792	54.084	29.619	223.0	28:55.295								
15	1	1:49.830	25.199	54.297	30.334	223.0	30:45.125								
16	1	1:50.425	25.490	54.329	30.606	223.7	32:35.550								
17	1	1:50.200	24.988	55.182	30.030	221.5	34:25.750								
18	1	1:50.800	25.358	55.031	30.411	223.7	36:16.550								
19	1	1:49.496	25.250	54.519	29.727	224.4	38:06.046								
20	1	1:51.677	25.278	56.368	30.031	223.0	39:57.723								
21	1	1:51.882	26.033	55.448	30.401	224.4	41:49.605								
22	1	1:50.780	25.557	55.346	29.877	225.9	43:40.385								
23	1	1:53.214	25.936	56.955	30.323	224.4	45:33.599								
24	1	1:50.484	25.489	54.835	30.160	223.0	47:24.083								
25	1	1:51.583	25.431	55.824	30.328	223.0	49:15.666								
26	1	1:52.246	26.037	55.599	30.610	223.0	51:07.912								






**Campeonato de España de GT-CET**  
**ROUND 2 - VALENCIA**  
**Carrera 1**

**Provisional Classification**

Hour	Flag	Message
14:24:34	FY	YELLOW FLAG ON T4
14:25:19	SF	SAFETY CAR EN PISTA
14:29:20		SAFETY CAR EN ESTA VUELTA
14:37:55		INCIDENTE ENTRE COCHES 9 20 BAJO INVESTIGACION
14:38:12		INCIDENTE ENTRE COCHES 11 21 BAJO INVESTIGACION
14:38:22		INCIDENTE ENTRE COCHES 41 21 BAJO INVESTIGACION
14:40:15		WARNING FLAG TRACK LIMITS COCHE 124
14:41:01		WARNING FLAG TRACK LIMITS COCHE 20
14:42:04		WARNING FLAG TRACK LIMITS COCHE 124
14:42:14		2 WARNING FLAG TRACK LIMITS COCHE 124
14:43:17		INICIO HANDICAP
14:43:51		DRIVE THROUGH DORSAL 9 - ADELANTAMIENTO DURANTE SC
14:44:03		DRIVE THROUGH DORSAL 9 - ADELANTAMIENTO DURANTE SC
14:44:48		WARNING FLAG TRACK LIMITS COCHE 41
14:53:17		FIN HANDICAP
15:00:34		WARNING FLAG TRACK LIMITS COCHE 13
15:00:57		WARNING FLAG TRACK LIMITS CAR 13 - TURN 14
15:02:45		CAR 140 - 25 SECONDS PENALTY - HANDICAP
15:07:55		WARNING FLAG CAR 139 - TRACK LIMITS
15:09:48		2 WARNING FLAG CAR 139 - TRACK LIMITS
15:12:04		LAST LAP
15:12:39		1 SEC PENALTY CAR 139 - TRACK LIMITS
15:13:43		1 SEC PENALTY CAR 139 - TRACK LIMITS
15:13:45		1 SEC PENALTY CAR 139 - TRACK LIMITS
15:13:49		BANDERA A CUADROS
15:14:09	YF	YELLOW FLAG AT TURN 12
15:14:12	GF	GREEN FLAG

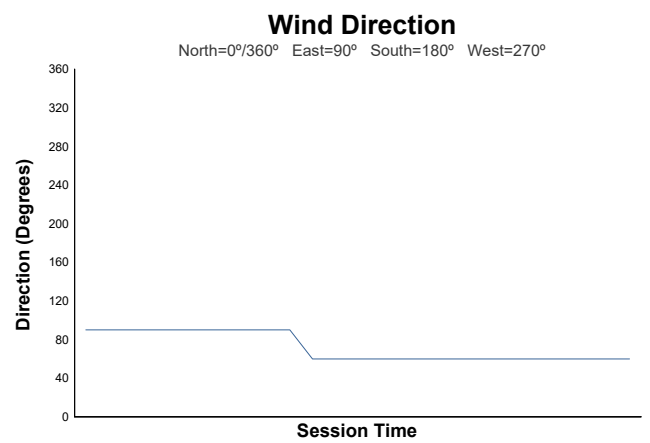
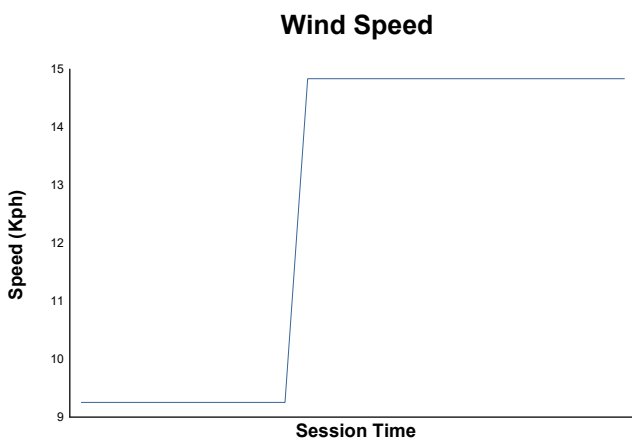
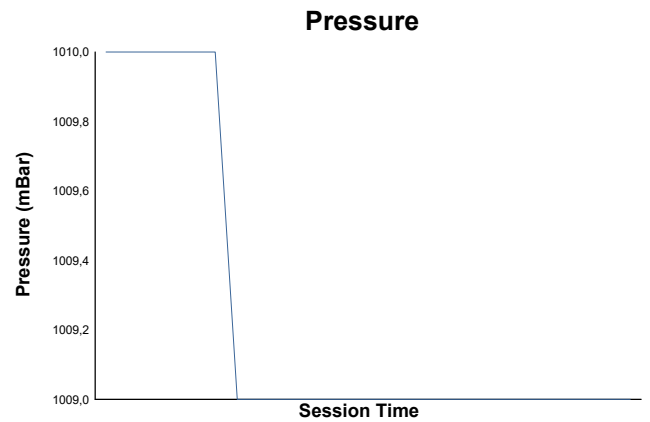
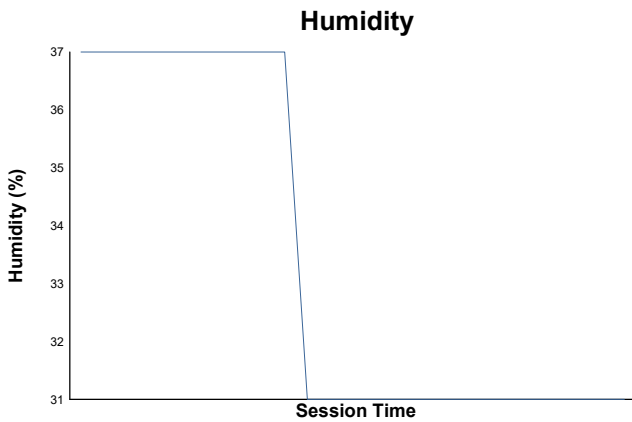
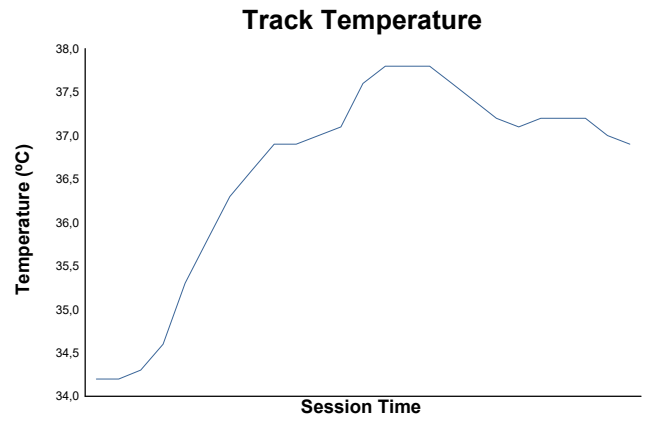
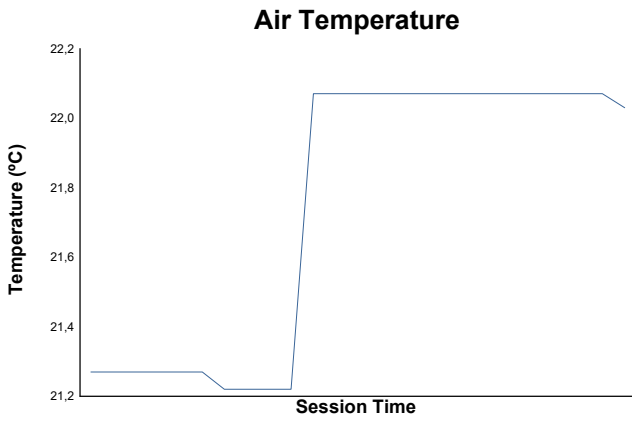
Published at: .....

<b>Race Director:</b> Maxi GUERRERO  	<b>Timekeeper:</b> Alberto ESTÉBANEZ  
---	--




**ROUND 2 - VALENCIA**  
Campeonato de España de GT-CET  
Carrera 1

Weather Report



Track Status: **DRY**





## Campeonato de España de GT-CET

### ROUND 2 - VALENCIA

#### Carrera 2 (48 Minutes +1 Lap)

### Final Classification

No Drivers	Team	Car	Cl.	Laps	Total Time	Gap	Kph	Best Lap		
								Lap	Time	Kph
1 111 P. YEREGUI/D. CARRETERO	DAGO	GINETTA G56	GPX	25	<b>50:18.291</b>	- 119.4	13	<b>1:38.096</b>	147.0	
2 138 P. BRAS/A. SANABRIA	ESCUADERIA FARAON	PORSCHE 992 GT3 CUP	GPX	25	<b>50:19.261</b>	+0.970	119.4	13	<b>1:39.024</b>	145.6
3 121 E. MAINIER(Jr)/A. GOMEZ	VORTEX	VORTEX 2.0	GPX	25	<b>50:45.374</b>	+27.083	118.4	9	<b>1:37.074</b>	148.5
4 124 M. BERTOLÍN	GT CORSE RACING	BMW M4 GT4 EVO	GT4	25	<b>50:57.852</b>	+39.561	117.9	9	<b>1:42.380</b>	140.8
5 125 L. MENDIETA(JF)	PCR SPORT	PORSCHE 992 GT3 CUP	GT CUP	25	<b>51:19.976</b>	+1:01.685	117.0	19	<b>1:44.293</b>	138.2
6 119 J. SMÖRG/F. MACIAS	PROMOTION MOTORSPORT	BMW M4 GT4	GT4	25	<b>51:23.117</b>	+1:04.826	116.9	12	<b>1:44.567</b>	137.9
7 139 P. LOIRINHO/J. VELASCO	ESCUADERIA FARAON	MERCEDES AMG GT4	GPX	25	<b>51:24.015</b>	+1:05.724	116.9	8	<b>1:43.832</b>	138.9
8 25 P. CARREGAL	E2P	BMW M2 CS RACING	TC1	25	<b>51:24.804</b>	+1:06.513	116.8	8	<b>1:45.754</b>	136.3
9 11 A. RODRIGUEZ/R. MORENO	DRIVER'S ACADEMY	PEUGEOT 308 CUP	TC2	25	<b>51:29.352</b>	+1:11.061	116.7	19	<b>1:46.106</b>	135.9
10 120 S. BARRET/S. GERVAIS(JF)	VORTEX	VORTEX	GPX	25	<b>52:02.085</b>	+1:43.794	115.5	21	<b>1:48.058</b>	133.4
11 140 A. DA ROCHA	MONTEIROS COMPETICOES	BMW M4 GT4	GT4	24	<b>50:22.791</b>	1 Lap	114.5	21	<b>1:48.375</b>	133.0
12 20 M. GARCIA	BALBOR MOTORSPORT	RENAUL CLIO CUP IV	TC4	23	<b>51:06.300</b>	2 Laps	108.1	10	<b>1:55.128</b>	125.2
13 12 C. MEDINA/D. DE LA PEÑA	HISPANO ALEMAN RACING TEAM	MINI COOPER	TC6	23	<b>51:15.513</b>	2 Laps	107.8	13	<b>1:59.143</b>	121.0
14 3 L. CHILLIDA(JF)	MDTE RACING	MINI COOPER	TC6	23	<b>51:19.886</b>	2 Laps	107.7	21	<b>1:59.092</b>	121.1
15 41 C. CORTÉS/A. RODRIGUEZ	DRIVER'S ACADEMY	RENAULT CLIO CUP V	TC5	23	<b>51:23.342</b>	2 Laps	107.6	9	<b>1:55.450</b>	124.9
16 21 N. POZZUTO/M. POZZUTO(Jr)	HISPANO ALEMAN RACING TEAM	MINI COOPER	TC6	23	<b>51:25.616</b>	2 Laps	107.5	11	<b>1:59.717</b>	120.4
17 24 F. BRACO/C. NICULAI	HISPANO ALEMAN RACING TEAM	MINI COOPER	TC6	23	<b>51:25.669</b>	2 Laps	107.5	21	<b>1:59.369</b>	120.8
18 8 H. LATORRE(Jr)/G. MIGUÉLEZ(Jr)	RX PRO RACING	PEUGEOT 308 RACING CUP	TC2	23	<b>51:32.237</b>	2 Laps	107.2	17	<b>1:47.519</b>	134.1
19 13 O. VERGARA	TEAM VRT	RENAULT CLIO CUP IV	TC4	20	<b>46:57.522</b>	5 Laps	102.3	13	<b>1:55.199</b>	125.2
<b>Not classified</b>										
15 A. GOROSTIZA(JF)/S. HEBRARD	UCAV RACING	BMW M2 CS RACING	TC1	13	<b>26:20.628</b>			8	<b>1:45.100</b>	137.2
122 L. AMROUCHE	VORTEX	VORTEX	GPX	8	<b>17:20.265</b>			7	<b>1:43.483</b>	139.3
30 O. SALAZAR	E2P	BMW M2 CS RACING	TC1	2	<b>4:12.956</b>			2	<b>1:59.273</b>	120.9
9 O. APARICIO	HISPANO ALEMAN RACING TEAM	BMW M2 CS RACING	TC1	2	<b>4:13.286</b>			2	<b>1:58.786</b>	121.4


<b>Pole Position:</b>	Arnaud GOMEZ	<b>1:35.466</b>	151.0 Kph
<b>Fastest Lap:</b>	Lap 9 Arnaud GOMEZ	<b>1:37.074</b>	148.5 Kph

CARS #8, #124 & #140 - TIME PENALTY OF 1 SECOND - TRACK LIMITS  
 CARS #15 & #24 - TIME PENALTY OF 1+4 SECONDS - TRACK LIMITS

Published at: .....

Track Status: **WET**

	<b>Timekeeper:</b> Alberto ESTÉBANEZ 
--	---



## Campeonato de España de GT-CET

### ROUND 2 - VALENCIA

#### Carrera 2 (48 Minutes +1 Lap)

### Final Classification by Class


No Drivers	Team	Car	Laps	Total Time	Gap	Kph	Best Lap			
							Lap	Time	Kph	
<b>GPX</b>										
1	111 P. YEREGUI / D. CARRETERO	DAGO	GINETTA G56	25	50:18.291		119.4	13	1:38.096	147.0
2	138 P. BRAS / A. SANABRIA	ESCUDERIA FARAON	PORSCHE 992 GT3 CUP	25	50:19.261	+0.970	119.4	13	1:39.024	145.6
3	121 E. MAINIER(Jr) / A. GOMEZ	VORTEX	VORTEX 2.0	25	50:45.374	+27.083	118.4	9	1:37.074	148.5
4	139 P. LOIRINHO / J. VELASCO	ESCUDERIA FARAON	MERCEDES AMG GT4	25	51:24.015	+1'05.724	116.9	8	1:43.832	138.9
5	120 S. BARRET / S. GERVAIS(JF)	VORTEX	VORTEX	25	52:02.085	+1'43.794	115.5	21	1:48.058	133.4
■ Not classified										
	122 L. AMROUCHE	VORTEX	VORTEX	8	17:20.265			7	1:43.483	139.3
<b>GT CUP</b>										
1	125 L. MENDIETA(JF)	PCR SPORT	PORSCHE 992 GT3 CUP	25	51:19.976		117.0	19	1:44.293	138.2
<b>GT4</b>										
1	124 M. BERTOLIN	GT CORSE RACING	BMW M4 GT4 EVO	25	50:57.852		117.9	9	1:42.380	140.8
2	119 J. SMÖRG / F. MACIAS	PROMOTION MOTORSPORT	BMW M4 GT4	25	51:23.117	+25.265	116.9	12	1:44.567	137.9
3	140 A. DA ROCHA	MONTEIROS COMPETICOES	BMW M4 GT4	24	50:22.791	1 Lap	114.5	21	1:48.375	133.0
<b>TC1</b>										
1	25 P. CARREGAL	E2P	BMW M2 CS RACING	25	51:24.804		116.8	8	1:45.754	136.3
■ Not classified										
	15 A. GOROSTIZA(JF) / S. HEBRARD	UCAV RACING	BMW M2 CS RACING	13	26:20.628			8	1:45.100	137.2
	30 O. SALAZAR	E2P	BMW M2 CS RACING	2	4:12.956			2	1:59.273	120.9
	9 O. APARICIO	HISPANO ALEMAN RACING TEAM	BMW M2 CS RACING	2	4:13.286			2	1:58.786	121.4
<b>TC2</b>										
1	11 A. RODRIGUEZ / R. MORENO	DRIVER'S ACADEMY	PEUGEOT 308 CUP	25	51:29.352		116.7	19	1:46.106	135.9
2	8 H. LATORRE(Jr) / G. MIGUÉLEZ(Jr)	RX PRO RACING	PEUGEOT 308 RACING CUP	23	51:32.237	2 Laps	107.2	17	1:47.519	134.1
<b>TC4</b>										
1	20 M. GARCIA	BALBOR MOTORSPORT	RENAUL CLIO CUP IV	23	51:06.300		108.1	10	1:55.128	125.2
2	13 O. VERGARA	TEAM VRT	RENAULT CLIO CUP IV	20	46:57.522	3 Laps	102.3	13	1:55.199	125.2
<b>TC5</b>										
1	41 C. CORTÉS / A. RODRIGUEZ	DRIVER'S ACADEMY	RENAULT CLIO CUP V	23	51:23.342		107.6	9	1:55.450	124.9
<b>TC6</b>										
1	12 C. MEDINA / D. DE LA PEÑA	HISPANO ALEMAN RACING TEAM	MINI COOPER	23	51:15.513		107.8	13	1:59.143	121.0
2	3 L. CHILLIDA(JF)	MDTE RACING	MINI COOPER	23	51:19.886	+4.373	107.7	21	1:59.092	121.1
3	21 N. POZZUTO / M. POZZUTO(Jr)	HISPANO ALEMAN RACING TEAM	MINI COOPER	23	51:25.616	+10.103	107.5	11	1:59.717	120.4
4	24 F. BRACO / C. NICULAI	HISPANO ALEMAN RACING TEAM	MINI COOPER	23	51:25.669	+10.156	107.5	21	1:59.369	120.8

CARS #8, #124 & #140 - TIME PENALTY OF 1 SECOND - TRACK LIMITS  
 CARS #15 & #24 - TIME PENALTY OF 1+4 SECONDS - TRACK LIMITS

Published at: .....

Track Status: **WET**

	<b>Timekeeper:</b> Alberto ESTÉBANEZ 
--	---



## Campeonato de España de GT-CET

### ROUND 2 - VALENCIA


#### Carrera 2

### Provisional Classification by Driver Fastest Lap

No	Team	Car	Class	Driver	Time Lap	Lap	Total	Gap	Kph		
1	121	VORTEX	VORTEX 2.0	GPX	<b>Arnaud GOMEZ</b>	1:37.074	9	13		148.5	
2	111	DAGO	GINETTA G56	GPX	<b>Daniel CARRETERO</b>	1:38.096	3	15	1.022	1.022	147.0
3	138	ESCUDERIA FARAON	PORSCHE 992 GT3 CUP	GPX	<b>Pablo BRAS</b>	1:39.024	3	15	1.950	0.928	145.6
4	121	VORTEX	VORTEX 2.0	GPX	<b>Evan MAINIER(Jr)</b>	1:40.927	7	12	3.853	1.903	142.9
5	124	GT CORSE RACING	BMW M4 GT4 EVO	GT4	<b>Manuel BERTOLÍN</b>	1:42.380	9	25	5.306	1.453	140.8
6	138	ESCUDERIA FARAON	PORSCHE 992 GT3 CUP	GPX	<b>Agustin SANABRIA</b>	1:43.037	9	10	5.963	0.657	139.9
7	122	VORTEX	VORTEX	GPX	<b>Lionel(JF) AMROUCHE</b>	1:43.483	7	8	6.409	0.446	139.3
8	139	ESCUDERIA FARAON	MERCEDES AMG GT4	GPX	<b>Jose VELASCO</b>	1:43.832	8	12	6.758	0.349	138.9
9	125	PCR SPORT	PORSCHE 992 GT3 CUP	GT CUP	<b>Lorenzo MENDIETA(JF)</b>	1:44.293	19	25	7.219	0.461	138.2
10	111	DAGO	GINETTA G56	GPX	<b>Pablo YEREGUI</b>	1:44.369	8	10	7.295	0.076	138.1
11	119	PROMOTION MOTORSPORT	BMW M4 GT4	GT4	<b>JM SMÖRG</b>	1:44.567	2	15	7.493	0.198	137.9
12	15	UCAV RACING	BMW M2 CS RACING	TC1	<b>Sacha HEBBARD</b>	1:45.100	8	13	8.026	0.533	137.2
13	25	E2P	BMW M2 CS RACING	TC1	<b>Pablo CARREGAL</b>	1:45.754	8	25	8.680	0.654	136.3
14	11	DRIVER'S ACADEMY	PEUGEOT 308 CUP	TC2	<b>Alvaro RODRIGUEZ</b>	1:46.106	6	12	9.032	0.352	135.9
15	139	ESCUDERIA FARAON	MERCEDES AMG GT4	GPX	<b>Pedro M. LOIRINHO</b>	1:46.473	6	13	9.399	0.367	135.4
16	8	RX PRO RACING	PEUGEOT 308 RACING CUP	TC2	<b>Hugo LATORRE(Jr)</b>	1:47.519	8	14	10.445	1.046	134.1
17	120	VORTEX	VORTEX	GPX	<b>Stéphane BARRET</b>	1:48.058	10	14	10.984	0.539	133.4
18	140	MONTEIROS COMPETICOES	BMW M4 GT4	GT4	<b>Antonio J.N. DA ROCHA</b>	1:48.375	21	24	11.301	0.317	133.0
19	119	PROMOTION MOTORSPORT	BMW M4 GT4	GT4	<b>Francisco J. MACIAS</b>	1:48.630	9	10	11.556	0.255	132.7
20	120	VORTEX	VORTEX	GPX	<b>Stephane GERVAIS(JF)</b>	1:48.809	10	11	11.735	0.179	132.5
21	8	RX PRO RACING	PEUGEOT 308 RACING CUP	TC2	<b>Guzmán MIGUÉLEZ(Jr)</b>	1:48.904	8	9	11.830	0.095	132.4
22	11	DRIVER'S ACADEMY	PEUGEOT 308 CUP	TC2	<b>Roberto F. MORENO</b>	1:49.820	9	13	12.746	0.916	131.3
23	20	BALBOR MOTORSPORT	RENAUL CLIO CUP IV	TC4	<b>Marcos GARCIA</b>	1:55.128	10	23	18.054	5.308	125.2
24	13	TEAM VRT	RENAULT CLIO CUP IV	TC4	<b>Oscar VERGARA</b>	1:55.199	13	20	18.125	0.071	125.2
25	41	DRIVER'S ACADEMY	RENAULT CLIO CUP V	TC5	<b>Alvaro RODRIGUEZ</b>	1:55.450	9	11	18.376	0.251	124.9
26	9	HISPANO ALEMAN RACING TEAM	BMW M2 CS RACING	TC1	<b>Oscar APARICIO</b>	1:58.786	2	2	21.712	3.336	121.4
27	3	MDTE RACING	MINI COOPER	TC6	<b>Luis CHILLIDA(JF)</b>	1:59.092	21	23	22.018	0.306	121.1
28	12	HISPANO ALEMAN RACING TEAM	MINI COOPER	TC6	<b>Carlos MEDINA</b>	1:59.143	4	14	22.069	0.051	121.0
29	30	E2P	BMW M2 CS RACING	TC1	<b>Oliver SALAZAR</b>	1:59.273	2	2	22.199	0.130	120.9
30	24	HISPANO ALEMAN RACING TEAM	MINI COOPER	TC6	<b>Francisco BRACO</b>	1:59.369	11	13	22.295	0.096	120.8
31	41	DRIVER'S ACADEMY	RENAULT CLIO CUP V	TC5	<b>Carlos CORTÉS</b>	1:59.450	7	12	22.376	0.081	120.7
32	21	HISPANO ALEMAN RACING TEAM	MINI COOPER	TC6	<b>Marcos POZZUTO(Jr)</b>	1:59.717	11	12	22.643	0.267	120.4
33	24	HISPANO ALEMAN RACING TEAM	MINI COOPER	TC6	<b>Catalin NICULAI</b>	2:00.361	8	10	23.287	0.644	119.8
34	21	HISPANO ALEMAN RACING TEAM	MINI COOPER	TC6	<b>Nahuel D. POZZUTO</b>	2:00.729	7	11	23.655	0.368	119.4
35	12	HISPANO ALEMAN RACING TEAM	MINI COOPER	TC6	<b>Daniel DE LA PEÑA</b>	2:06.372	5	9	29.298	5.643	114.1
36	15	UCAV RACING	BMW M2 CS RACING	TC1	<b>Asier GOROSTIZA(JF)</b>						

Published at: .....


<b>Race Director:</b> Maxi GUERRERO 	<b>Timekeeper:</b> Alberto ESTÉBANEZ 
---	--



**Campeonato de España de GT-CET**  
**ROUND 2 - VALENCIA**  
**Carrera 2**

**Lap Chart**

No	Pos	Grid	Lap																								
			1	2	3	4	5	6	7	8	9	10	11	12	13	14	15	16	17	18	19	20	21	22	23	24	25
121	<b>1</b>	121	121	121	121	121	121	121	121	121	121	121	121	121	121	121	121	121	121	121	121	121	121	121	121	121	121
122	<b>2</b>	122	138	138	138	138	138	138	138	138	138	139	139	139	15	111	111	111	111	111	121	138	138	138	138	138	138
125	<b>3</b>	125	122	124	124	124	124	122	122	124	124	138	15	15	11	124	124	124	124	138	121	121	121	121	121	121	121
138	<b>4</b>	138	124	122	122	122	122	124	124	139	139	124	25	125	111	138	138	138	138	124	124	124	124	124	124	124	124
124	<b>5</b>	124	111	111	139	139	139	139	139	122	15	15	125	11	124	25	25	25	25	139	125	125	125	125	125	125	125
139	<b>6</b>	139	139	139	15	15	15	15	15	15	111	25	120	124	138	139	139	139	139	25	139	139	139	139	119	119	119
111	<b>7</b>	111	25	15	111	111	8	111	111	111	25	111	11	111	3	125	125	125	125	125	25	119	119	119	139	139	139
120	<b>8</b>	120	15	25	25	25	111	25	25	25	125	125	20	138	25	119	119	119	119	119	119	25	25	25	25	25	25
119	<b>9</b>	119	125	125	125	125	25	125	125	125	119	119	41	3	139	120	120	120	11	11	11	11	11	11	11	11	11
140	<b>10</b>	140	8	8	8	8	125	119	119	119	120	120	3	21	125	11	11	11	11	120	120	120	120	120	120	120	120
25	<b>11</b>	25	140	119	119	119	119	140	140	140	140	11	21	25	119	140	140	140	140	140	140	140	140	140	140	140	140
15	<b>12</b>	15	119	140	140	140	140	120	120	120	11	140	124	120	120	20	20	20	20	20	12	12	20	20	20	20	
8	<b>13</b>	8	30	30	120	120	120	11	11	11	20	20	111	119	140	21	21	21	12	12	3	20	12	12	12	12	
9	<b>14</b>	9	9	9	11	11	11	13	20	20	41	41	138	140	20	24	24	24	3	24	20	24	24	24	3	3	
30	<b>15</b>	30	11	11	13	13	13	20	41	41	3	3	119	20	21	12	12	12	24	3	24	3	3	3	3	24	
11	<b>16</b>	11	120	120	20	20	20	41	3	3	21	21	140	24	24	3	3	3	41	41	41	41	41	41	41	41	
13	<b>17</b>	13	41	20	41	41	41	3	21	21	24	24	24	12	12	41	41	41	21	21	21	21	21	21	21	21	
41	<b>18</b>	41	20	13	3	3	3	24	24	24	12	12	12	41	41	8	8	8	8	8	8	8	8	8	8	8	
20	<b>19</b>	20	13	41	24	24	24	21	12	12	8	8	8	8	8	13	13	13	13	13	13	13	13	13	13	13	
3	<b>20</b>	3	3	3	3	21	21	21	12	13	8	13	13	13	13	13	13	13	13	13	13	13	13	13	13	13	
21	<b>21</b>	21	24	24	12	12	12	8	8	13																	
24	<b>22</b>	24	21	21																							
12	<b>23</b>	12	12	12																							




## Campeonato de España de GT-CET

### ROUND 2 - VALENCIA

#### Carrera 2

#### Best Sector Times


Sector 1		Sector 2		Sector 3		No Team	Class	Ideal Lap	Best Lap		
No Driver	Time	No Driver	Time	No Driver	Time						
1	121 A.GOMEZ	22.147	121 A.GOMEZ	48.356	121 A.GOMEZ	26.411	1	121 VORTEX	GPX	1:36.914	1:37.074 (1)
2	138 P.BRAS	22.340	111 D.CARRETERO	48.541	111 D.CARRETERO	26.993	2	111 DAGO	GPX	1:38.073	1:38.096 (2)
3	111 D.CARRETERO	22.539	138 P.BRAS	49.141	138 P.BRAS	27.046	3	138 ESCUDERIA FARAON	GPX	1:38.527	1:39.024 (3)
4	125 L.MENDIETA(JF)	23.387	124 M.BERTOLÍN	50.445	122 L.AMROUCHE	28.104	4	124 GT CORSE RACING	GT4	1:42.125	1:42.380 (4)
5	124 M.BERTOLÍN	23.479	122 L.AMROUCHE	51.484	124 M.BERTOLÍN	28.201	5	122 VORTEX	GPX	1:43.333	1:43.483 (5)
6	139 J.VELASCO	23.730	139 J.VELASCO	51.486	125 L.MENDIETA(JF)	28.217	6	139 ESCUDERIA FARAON	GPX	1:43.536	1:43.832 (6)
7	122 L.AMROUCHE	23.745	119 J.SMÖRG	51.685	139 J.VELASCO	28.320	7	125 PCR SPORT	GT CUP	1:43.756	1:44.293 (7)
8	119 J.SMÖRG	23.847	15 S.HEBRARD	51.703	15 S.HEBRARD	28.734	8	15 UCAV RACING	TC1	1:44.370	1:45.100 (9)
9	15 S.HEBRARD	23.933	11 A.RODRIGUEZ	52.048	119 J.SMÖRG	28.883	9	119 PROMOTION MOTORSPORT	GT4	1:44.415	1:44.567 (8)
10	25 P.CARREGAL	24.080	25 P.CARREGAL	52.121	120 S.GERVAIS(JF)	29.037	10	25 E2P	TC1	1:45.382	1:45.754 (10)
11	120 S.BARRET	24.186	125 L.MENDIETA(JF)	52.152	25 P.CARREGAL	29.181	11	11 DRIVER'S ACADEMY	TC2	1:45.896	1:46.106 (11)
12	11 A.RODRIGUEZ	24.527	8 H.LATORRE(Jr)	52.585	11 A.RODRIGUEZ	29.321	12	8 RX PRO RACING	TC2	1:46.595	1:47.519 (12)
13	8 H.LATORRE(Jr)	24.640	140 A.DA ROCHA	53.624	8 H.LATORRE(Jr)	29.370	13	120 VORTEX	GPX	1:47.335	1:48.058 (13)
14	140 A.DA ROCHA	24.873	120 S.GERVAIS(JF)	54.112	140 A.DA ROCHA	29.864	14	140 MONTEIROS COMPETICOES	GT4	1:48.361	1:48.375 (14)
15	30 O.SALAZAR	25.857	13 O.VERGARA	56.168	20 M.GARCIA	31.892	15	13 TEAM VRT	TC4	1:54.812	1:55.199 (16)
16	9 O.APARICIO	26.270	20 M.GARCIA	56.319	13 O.VERGARA	32.017	16	20 BALBOR MOTORSPORT	TC4	1:54.890	1:55.128 (15)
17	41 A.RODRIGUEZ	26.607	41 A.RODRIGUEZ	56.549	41 A.RODRIGUEZ	32.098	17	41 DRIVER'S ACADEMY	TC5	1:55.254	1:55.450 (17)
18	13 O.VERGARA	26.627	12 C.MEDINA	58.201	9 O.APARICIO	32.278	18	30 E2P	TC1	1:58.044	1:59.273 (21)
19	20 M.GARCIA	26.679	24 C.NICULAI	58.426	30 O.SALAZAR	32.719	19	9 HISPANO ALEMAN RACING TEAM	TC1	1:58.236	1:58.786 (18)
20	24 F.BRACO	27.325	21 M.POZZUTO(Jr)	58.505	3 L.CHILLIDA(JF)	32.957	20	12 HISPANO ALEMAN RACING TEAM	TC6	1:58.680	1:59.143 (20)
21	12 C.MEDINA	27.373	3 L.CHILLIDA(JF)	58.534	12 C.MEDINA	33.106	21	24 HISPANO ALEMAN RACING TEAM	TC6	1:58.872	1:59.369 (22)
22	3 L.CHILLIDA(JF)	27.410	30 O.SALAZAR	59.468	24 F.BRACO	33.121	22	3 MDTE RACING	TC6	1:58.901	1:59.092 (19)
23	21 M.POZZUTO(Jr)	27.596	9 O.APARICIO	59.688	21 M.POZZUTO(Jr)	33.275	23	21 HISPANO ALEMAN RACING TEAM	TC6	1:59.376	1:59.717 (23)



**Campeonato de España de GT-CET**  
**ROUND 2 - VALENCIA**  
**Carrera 2**

**Best Top Speed**


Team	Car	Class	Top Speed	Top 1 Kph Lap	Top 2 Kph Lap	Top 3 Kph Lap	Top 4 Kph Lap	Top 5 Kph Lap	Avg					
121 VORTEX	VORTEX 2.0	GPX	E. MAINIER(Jr)	241.7	22	240.8	23	240.0	24	240.0	19	240.0	4	240,5
138 ESCUDERIA FARAON	PORSCHE 992 GT3 CUP	GPX	P. BRAS	240.0	23	240.0	24	238.3	22	238.3	14	238.3	15	239,0
122 VORTEX	VORTEX	GPX	L. AMROUCHE	240.0	7	237.5	3	237.5	8	236.7	2	236.7	4	237,7
125 PCR SPORT	PORSCHE 992 GT3 CUP	GT CUP	L. MENDIETA(JF)	239.2	19	237.5	7	236.7	20	236.7	14	235.9	8	237,2
120 VORTEX	VORTEX	GPX	S. BARRET	235.1	23	234.3	15	233.5	21	232.7	25	232.7	24	233,7
111 DAGO	GINETTA G56	GPX	D. CARRETERO	231.9	12	230.4	21	229.6	23	229.6	16	229.6	15	230,2
15 UCAV RACING	BMW M2 CS RACING	TC1	S. HEBRARD	227.4	3	227.4	4	226.6	2	225.1	8	225.1	7	226,3
139 ESCUDERIA FARAON	MERCEDES AMG GT4	GPX	P. LOIRINHO	227.4	21	225.1	20	225.1	15	225.1	3	225.1	22	225,6
25 E2P	BMW M2 CS RACING	TC1	P. CARREGAL	225.1	4	224.4	21	224.4	20	224.4	25	223.0	9	224,3
140 MONTEIROS COMPETICOES	BMW M4 GT4	GT4	A. DA ROCHA	225.1	18	222.3	12	222.3	22	220.8	24	220.8	21	222,3
9 HISPANO ALEMAN RACING TEAM	BMW M2 CS RACING	TC1	O. APARICIO	220.1	2									220,1
119 PROMOTION MOTORSPORT	BMW M4 GT4	GT4	J. SMÖRG	219.4	20	218.7	21	218.0	23	218.0	18	217.4	22	218,3
124 GT CORSE RACING	BMW M4 GT4 EVO	GT4	M. BERTOLÍN	217.4	14	216.7	8	216.7	24	216.0	10	216.0	12	216,6
30 E2P	BMW M2 CS RACING	TC1	O. SALAZAR	214.7	2									214,7
8 RX PRO RACING	PEUGEOT 308 RACING CUP	TC2	H. LATORRE(Jr)	212.7	20	210.1	21	209.5	17	209.5	19	209.5	12	210,3
13 TEAM VRT	RENAULT CLIO CUP IV	TC4	O. VERGARA	191.5	3	189.4	2	188.9	16	188.3	4	187.3	17	189,1
20 BALBOR MOTORSPORT	RENAUL CLIO CUP IV	TC4	M. GARCIA	191.5	21	191.5	4	190.4	14	190.4	3	190.4	17	190,8
21 HISPANO ALEMAN RACING TEAM	MINI COOPER	TC6	M. POZZUTO(Jr)	185.8	7	183.3	12	182.9	11	182.9	10	182.9	8	183,6
24 HISPANO ALEMAN RACING TEAM	MINI COOPER	TC6	F. BRACO	185.8	17	184.3	8	183.8	18	183.3	7	182.4	19	183,9
3 MDTE RACING	MINI COOPER	TC6	L. CHILLIDA(JF)	185.3	2	184.3	17	184.3	3	184.3	19	183.3	7	184,3
12 HISPANO ALEMAN RACING TEAM	MINI COOPER	TC6	C. MEDINA	180.5	15	179.5	7	179.5	19	179.5	23	178.6	13	179,5
11 DRIVER'S ACADEMY	PEUGEOT 308 CUP	TC2	R. MORENO											
41 DRIVER'S ACADEMY	RENAULT CLIO CUP V	TC5	A. RODRIGUEZ											



**Campeonato de España de GT-CET**  
**ROUND 2 - VALENCIA**  
Carrera 2

Leader Sequence by Class


No	Team	Car	Start Lap	End Lap	Laps	Total Laps
<b>GPX</b>						
121	VORTEX	VORTEX 2.0	1	17	17	17
111	DAGO	GINETTA G56	18	25	8	8
<b>GT CUP</b>						
125	PCR SPORT	PORSCHE 992 GT3 CUP	1	25	25	25
<b>GT4</b>						
124	GT CORSE RACING	BMW M4 GT4 EVO	1	25	25	25
<b>TC1</b>						
25	E2P	BMW M2 CS RACING	1	1	1	1
15	UCAV RACING	BMW M2 CS RACING	2	13	12	12
25	E2P	BMW M2 CS RACING	14	25	12	13
<b>TC2</b>						
8	RX PRO RACING	PEUGEOT 308 RACING CUP	1	5	5	5
11	DRIVER'S ACADEMY	PEUGEOT 308 CUP	6	25	20	20
<b>TC4</b>						
20	BALBOR MOTORSPORT	RENAUL CLIO CUP IV	1	2	2	2
13	TEAM VRT	RENAULT CLIO CUP IV	3	6	4	4
20	BALBOR MOTORSPORT	RENAUL CLIO CUP IV	7	23	17	19
<b>TC5</b>						
41	DRIVER'S ACADEMY	RENAULT CLIO CUP V	1	23	23	23
<b>TC6</b>						
3	MDTE RACING	MINI COOPER	1	13	13	13
21	HISPANO ALEMAN RACING TEAM	MINI COOPER	14	16	3	3
12	HISPANO ALEMAN RACING TEAM	MINI COOPER	17	23	7	7



**Campeonato de España de GT-CET**  
**ROUND 2 - VALENCIA**  
**Carrera 2**

**Fastest Lap Sequence**

Elapsed	No Team	Car	Class	Driver	Time	Kph	Lap
3:29.654	121 VORTEX	VORTEX 2.0	GPX	Arnaud GOMEZ	1:42.106	141.2	2
5:09.797	121 VORTEX	VORTEX 2.0	GPX	Arnaud GOMEZ	1:40.143	144.0	3
15:25.328	121 VORTEX	VORTEX 2.0	GPX	Arnaud GOMEZ	1:38.373	146.6	7
17:03.156	121 VORTEX	VORTEX 2.0	GPX	Arnaud GOMEZ	1:37.828	147.4	8
18:40.230	121 VORTEX	VORTEX 2.0	GPX	Arnaud GOMEZ	1:37.074	148.5	9



## Campeonato de España de GT-CET

### ROUND 2 - VALENCIA


#### Carrera 2

### Analysis by lap

Lapped  

No	Lap Time	Gap	No	Lap Time	Gap	No	Lap Time	Gap	No	Lap Time	Gap	No	Lap Time	Gap
<b>Lap 1</b>														
121	1:47.548	0.000	139	1:45.508	25.950	13	2:23.280	15.201	124	1:42.883	13.200	41	1:56.448	1:29.028
138	1:57.429	9.881	15	1:45.665	26.534	20	2:23.540	15.902	139	1:43.832	15.518	<b>Lap 11</b>		
122	1:58.189	10.641	111	1:48.057	27.933	4	2:24.580	17.570	122	1:47.996	17.109	121	1:39.819	
124	1:58.999	11.451	25	1:46.825	28.526	3	2:18.499	18.538	15	1:45.100	17.701	<span style="background-color: #000080; color: white;">3</span>	1:59.987	1 Lap
111	1:59.428	11.880	125	1:54.891	45.523	24	2:16.956	19.136	111	1:44.369	19.037	<span style="background-color: #000080; color: white;">21</span>	1:59.925	1 Lap
139	2:01.196	13.648	8	1:50.147	46.924	21	2:03.957	21.099	25	1:45.754	22.326	<span style="background-color: #000080; color: white;">24</span>	2:06.467	1 Lap
25	2:01.895	14.347	119	1:50.141	51.383	12	2:06.372	41.647	125	1:50.089	30.950	139	1:45.362	35.663
15	2:02.197	14.649	140	1:56.473	58.812	<b>Lap 6</b>			119	1:48.717	31.822	15	1:45.608	40.441
125	2:05.407	17.859	120	1:55.901	1:00.601	121	3:20.630		<span style="background-color: #000080; color: white;">8</span>	1:50.151	1 Lap	25	1:52.056	52.362
8	2:11.487	23.939	11	1:58.331	1:02.245	138	3:20.166	1.026	140	1:52.131	36.467	125	1:47.376	1:00.727
140	2:12.023	24.475	13	1:57.289	1:03.974	122	3:19.140	1.831	120	1:49.633	37.008	<span style="background-color: #000080; color: white;">13</span>	3:24.931	2 Laps
119	2:12.629	25.081	20	1:58.254	1:04.791	124	3:20.278	2.007	11	1:50.898	39.250	120	1:55.457	1:16.210
30	2:13.683	26.135	41	2:00.077	1:07.200	139	3:19.501	2.984	20	1:56.281	50.193	11	1:50.690	1:16.433
9	2:14.500	26.952	3	2:01.452	1:10.233	15	3:19.479	3.519	41	1:55.504	51.354	<b>Lap 12</b>		
11	2:14.787	27.239	24	2:02.923	1:13.733	111	3:18.500	4.718	3	2:01.196	1:00.469	121	1:39.169	
120	2:15.028	27.480	21	2:11.262	1:27.484	25	3:18.874	5.894	21	2:00.413	1:00.596	<span style="background-color: #000080; color: white;">20</span>	2:00.209	1 Lap
41	2:15.157	27.609	12	2:10.911	1:39.758	125	3:17.477	6.497	24	2:00.361	1:00.958	<span style="background-color: #000080; color: white;">41</span>	2:02.586	1 Lap
20	2:16.199	28.651	<b>Lap 4</b>			119	3:18.216	8.331	12	2:09.633	1:18.499	12	3:22.273	2 Laps
13	2:16.458	28.910	121	1:41.600		140	3:17.916	9.099	<b>Lap 9</b>			3	2:00.109	1 Lap
3	2:17.054	29.506	138	1:47.052	24.702	120	3:17.568	10.119	121	1:37.074		21	1:59.717	1 Lap
24	2:17.710	30.162	124	1:47.710	28.405	11	3:17.484	11.173	138	1:43.037	17.911	124	3:17.447	1 Lap
21	2:19.732	32.184	122	1:56.553	40.281	13	3:17.586	12.157	124	1:42.380	18.506	111	3:12.962	1 Lap
12	2:25.999	38.451	139	1:57.572	41.922	20	3:17.204	12.476	139	1:43.975	22.419	<span style="background-color: #000080; color: white;">138</span>	3:31.731	1 Lap
<b>Lap 2</b>														
121	1:42.106		15	1:58.027	42.961	41	3:15.819	12.759	15	1:45.128	25.755	139	1:51.144	47.638
138	1:46.368	14.143	111	1:57.213	43.546	3	3:16.569	14.477	111	1:44.845	26.808	15	1:46.463	47.735
124	1:47.914	17.259	25	1:57.393	44.319	24	3:17.116	15.622	25	1:46.213	31.465	<span style="background-color: #000080; color: white;">119</span>	3:35.516	1 Lap
122	1:50.572	19.107	125	1:59.409	1:03.332	21	3:15.744	16.213	125	1:48.531	42.407	<span style="background-color: #000080; color: white;">140</span>	3:23.652	1 Lap
111	1:50.245	20.019	8	2:00.037	1:05.361	12	2:56.644	17.661	119	1:48.630	43.378	125	1:55.683	1:17.241
139	1:49.043	20.585	119	1:58.016	1:07.799	<b>Lap 7</b>			<span style="background-color: #000080; color: white;">8</span>	1:48.904	1 Lap	11	1:50.443	1:27.707
15	1:48.469	21.012	140	2:05.540	1:22.752	121	1:38.373		120	1:48.979	48.913	<b>Lap 13</b>		
25	1:49.603	21.844	120	2:05.811	1:24.812	138	1:44.027	6.680	140	1:51.631	51.024	121	1:42.990	
125	1:55.022	30.775	11	2:05.401	1:26.046	122	1:43.483	6.941	11	1:49.820	51.996	<span style="background-color: #000080; color: white;">8</span>	4:24.332	3 Laps
8	1:55.087	36.920	13	2:04.475	1:26.849	124	1:44.511	8.145	<span style="background-color: #000080; color: white;">13</span>	2:55.875	1 Lap	124	1:44.102	1 Lap
119	1:58.410	41.385	20	2:04.099	1:27.290	139	1:44.903	9.514	20	1:55.334	1:08.453	111	1:38.970	1 Lap
140	2:00.113	42.482	41	2:02.318	1:27.918	15	1:45.283	10.429	41	1:55.450	1:09.730	24	3:43.048	2 Laps
30	1:59.273	43.302	3	2:06.334	1:34.967	111	1:46.151	12.496	3	2:00.653	1:24.048	<span style="background-color: #000080; color: white;">138</span>	1:40.296	1 Lap
9	1:58.786	43.632	24	2:04.975	1:37.108	25	1:46.879	14.400	21	2:01.158	1:24.680	12	2:00.375	2 Laps
11	1:58.924	44.057	21	2:06.186	1:52.070	125	1:50.565	18.689	24	2:01.151	1:25.035	3	2:00.677	1 Lap
120	1:59.469	44.843	12	2:12.045	2:10.203	119	1:50.975	20.933	<b>Lap 10</b>			21	2:06.738	1 Lap
20	2:00.135	46.680	<b>Lap 5</b>			<span style="background-color: #000080; color: white;">8</span>	5:14.201	1 Lap	121	1:37.150		15	1:51.525	56.270
13	2:00.024	46.828	121	3:34.928		140	1:51.438	22.164	<span style="background-color: #000080; color: white;">12</span>	2:17.752	1 Lap	25	3:36.753	1 Lap
41	2:01.763	47.266	138	3:11.716	1.490	120	1:53.457	25.203	139	1:44.851	30.120	120	3:18.704	1 Lap
3	2:01.524	48.924	124	3:08.882	2.359	11	1:53.380	26.180	138	1:49.749	30.510	119	1:44.567	1 Lap
24	2:02.897	50.953	122	2:57.968	3.321	20	1:57.637	31.740	124	1:50.443	31.799	140	1:49.630	1 Lap
21	2:06.287	56.365	139	2:57.119	4.113	41	1:59.292	33.678	15	1:46.047	34.652	13	3:36.116	3 Laps
12	2:12.645	1:08.990	15	2:56.637	4.670	3	2:00.997	37.101	25	1:45.810	40.125	11	1:55.622	1:40.339
<b>Lap 3</b>														
121	1:40.143		8	2:35.830	6.263	21	2:00.171	38.011	111	1:51.840	41.498	<span style="background-color: #000080; color: white;">20</span>	3:21.287	1 Lap
138	1:45.250	19.250	111	2:58.230	6.848	24	2:01.176	38.425	125	1:47.913	53.170	111	1:38.096	2:09.548
124	1:45.179	22.295	25	2:58.259	7.650	12	2:07.406	46.694	119	1:52.474	58.702	<span style="background-color: #000080; color: white;">8</span>	1:48.412	2 Laps
122	1:46.364	25.328	125	2:41.246	9.650	13	2:48.927	1:22.711	120	1:48.809	1:00.572	124	1:42.724	2:14.094
<b>Lap 8</b>														
121	1:37.828		119	2:37.874	10.745	<b>Lap 8</b>			<span style="background-color: #000080; color: white;">8</span>	1:53.359	1 Lap	138	1:39.024	2:19.583
138	1:43.096	11.948	140	2:23.989	11.813	121	1:37.828		11	1:50.716	1:05.562	<span style="background-color: #000080; color: white;">24</span>	2:01.089	1 Lap
<b>Lap 9</b>														
121	1:37.074		120	2:23.297	13.181	138	1:43.096	11.948	140	1:58.221	1:12.095	<span style="background-color: #000080; color: white;">12</span>	1:59.618	1 Lap
138	1:43.037	17.911	11	2:23.201	14.319	<b>Lap 10</b>			20	1:55.128	1:26.431			
124	1:42.380	18.506												
139	1:43.975	22.419												
15	1:45.128	25.755												
111	1:44.845	26.808												
25	1:46.213	31.465												
125	1:48.531	42.407												
119	1:48.630	43.378												
<span style="background-color: #000080; color: white;">8</span>	1:48.904	1 Lap												
120	1:48.979	48.913												
140	1:51.631	51.024												
11	1:49.820	51.996												
<span style="background-color: #000080; color: white;">13</span>	2:55.875	1 Lap												
20	1:55.334	1:08.453												
41	1:55.450	1:09.730												
3	2:00.653	1:24.048												
21	2:01.158	1:24.680												
24	2:01.151	1:25.035												






## Campeonato de España de GT-CET

### ROUND 2 - VALENCIA

#### Carrera 2

### Stints Analysis

No Driver	Start	End	Type	Time	T.Track	T.Driver	No Driver	Start	End	Type	Time	T.Track	T.Driver
<b>3</b>	<b>MDTE RACING</b>						TC6						
	MINI COOPER												
	1 L. CHILLIDA(JF)	11:08:48	11:36:56	TRACK	28:07.992	28:07.992		28:07.992					
	L. CHILLIDA(JF)	11:36:56	11:38:53	PIT	1:57.022	28:07.992	30:05.014						
	2 L. CHILLIDA(JF)	11:38:53	12:00:08	TRACK	21:14.872	49:22.864	51:19.886						
				<b>T.Track</b>	<b>Pit Time</b>	<b>T.Time</b>							
				L. CHILLIDA(JF)	49:22.864	1:57.022	51:19.886						
<b>8</b>	<b>RX PRO RACING</b>						TC2						
	PEUGEOT 308 RACING CUP												
	1 G. MIGUÉLEZ(Jr)	11:08:48	11:19:17	TRACK	10:29.652	10:29.652		10:29.652					
	G. MIGUÉLEZ(Jr)	11:19:17	11:22:36	PIT	3:19.041	10:29.652	13:48.693						
	2 G. MIGUÉLEZ(Jr)	11:22:36	11:30:04	TRACK	7:27.577	17:57.229	21:16.270						
		11:30:04	11:32:45	PIT	2:40.983		2:40.983						
	3 H. LATORRE(Jr)	11:32:45	12:00:19	TRACK	27:33.984	27:33.984	27:33.984						
				<b>T.Track</b>	<b>Pit Time</b>	<b>T.Time</b>							
				H. LATORRE(Jr)	27:33.984		27:33.984						
				G. MIGUÉLEZ(Jr)	17:57.229	3:19.041	21:16.270						
<b>9</b>	<b>HISPANO ALEMAN RACING TEAM</b>						TC1	<b>Not classified</b>					
	BMW M2 CS RACING												
	1 O. APARICIO	11:08:48	11:13:27	TRACK	4:39.556	4:39.556		4:39.556					
				<b>T.Track</b>	<b>Pit Time</b>	<b>T.Time</b>							
				O. APARICIO	4:39.556		4:39.556						
<b>11</b>	<b>DRIVER'S ACADEMY</b>						TC2						
	PEUGEOT 308 CUP												
	1 R. MORENO	11:08:48	11:35:44	TRACK	26:56.690	26:56.690		26:56.690					
		11:35:44	11:37:17	PIT	1:32.388		1:32.388						
	2 A. RODRIGUEZ	11:37:17	12:00:17	TRACK	23:00.274	23:00.274	23:00.274						
				<b>T.Track</b>	<b>Pit Time</b>	<b>T.Time</b>							
				A. RODRIGUEZ	23:00.274		23:00.274						
				R. MORENO	26:56.690		26:56.690						
<b>12</b>	<b>HISPANO ALEMAN RACING TEAM</b>						TC6						
	MINI COOPER												
	1 D. DE LA PEÑA	11:08:48	11:29:23	TRACK	20:35.530	20:35.530		20:35.530					
		11:29:23	11:30:47	PIT	1:23.781		1:23.781						
	2 C. MEDINA	11:30:47	12:00:03	TRACK	29:16.202	29:16.202	29:16.202						
				<b>T.Track</b>	<b>Pit Time</b>	<b>T.Time</b>							
				C. MEDINA	29:16.202		29:16.202						
				D. DE LA PEÑA	20:35.530		20:35.530						
<b>13</b>	<b>TEAM VRT</b>						TC4						
	RENAULT CLIO CUP IV												
	1 O. VERGARA	11:08:48	11:25:33	TRACK	16:45.088	16:45.088		16:45.088					
	O. VERGARA	11:25:33	11:26:19	PIT	46.545	16:45.088	17:31.633						
	2 O. VERGARA	11:26:19	11:28:29	TRACK	2:09.271	18:54.359	19:40.904						
		11:28:29	11:29:55	PIT	1:26.171	18:54.359	21:07.075						
	3 O. VERGARA	11:29:55	11:31:54	TRACK	1:58.914	20:53.273	23:05.989						
	O. VERGARA	11:31:54	11:33:36	PIT	1:42.546	20:53.273	24:48.535						
	4 O. VERGARA	11:33:36	11:57:09	TRACK	23:32.436	44:25.709	48:20.971						
				<b>T.Track</b>	<b>Pit Time</b>	<b>T.Time</b>							
				O. VERGARA	44:25.709	3:55.262	48:20.971						
<b>15</b>	<b>UCAV RACING</b>						TC1	<b>Not classified</b>					
	BMW M2 CS RACING												
	1 S. HEBRARD	11:08:48	11:35:00	TRACK	26:12.649	26:12.649		26:12.649					
		11:35:00	11:36:42	PIT	1:41.537		1:41.537						
	2 A. GOROSTIZA(JF)	11:36:42	11:37:59	TRACK	1:17.330	1:17.330	1:17.330						
<b>20</b>	<b>BALBOR MOTORSPORT</b>						TC4						
	RENAUL CLIO CUP IV												
	1 M. GARCIA	11:08:48	11:32:28	TRACK	23:40.612	23:40.612		23:40.612					
	M. GARCIA	11:32:28	11:33:58	PIT	1:29.299	23:40.612	25:09.911						
	2 M. GARCIA	11:33:58	11:49:45	TRACK	15:47.500	39:28.112	40:57.411						
	M. GARCIA	11:49:45	11:50:07	PIT	21.862	39:28.112	41:19.273						
	3 M. GARCIA	11:50:07	11:59:54	TRACK	9:47.027	49:15.139	51:06.300						
				<b>T.Track</b>	<b>Pit Time</b>	<b>T.Time</b>							
				M. GARCIA	49:15.139	1:51.161	51:06.300						
<b>21</b>	<b>HISPANO ALEMAN RACING TEAM</b>						TC6						
	MINI COOPER												
	1 M. POZZUTO(Jr)	11:08:48	11:34:55	TRACK	26:07.428	26:07.428		26:07.428					
		11:34:55	11:36:26	PIT	1:30.891		1:30.891						
	2 N. POZZUTO	11:36:26	12:00:13	TRACK	23:47.297	23:47.297	23:47.297						
				<b>T.Track</b>	<b>Pit Time</b>	<b>T.Time</b>							
				N. POZZUTO	23:47.297		23:47.297						
				M. POZZUTO(Jr)	26:07.428		26:07.428						
<b>24</b>	<b>HISPANO ALEMAN RACING TEAM</b>						TC6						
	MINI COOPER												
	1 C. NICULAI	11:08:48	11:30:56	TRACK	22:08.046	22:08.046		22:08.046					
		11:30:56	11:32:42	PIT	1:46.506		1:46.506						
	2 F. BRACO	11:32:42	12:00:08	TRACK	27:26.117	27:26.117	27:26.117						
				<b>T.Track</b>	<b>Pit Time</b>	<b>T.Time</b>							
				F. BRACO	27:26.117		27:26.117						
				C. NICULAI	22:08.046		22:08.046						
<b>25</b>	<b>E2P</b>						TC1						
	BMW M2 CS RACING												
	1 P. CARREGAL	11:08:48	11:31:34	TRACK	22:46.067	22:46.067		22:46.067					
	P. CARREGAL	11:31:34	11:33:29	PIT	1:55.331	22:46.067	24:41.398						
	2 P. CARREGAL	11:33:29	12:00:12	TRACK	26:43.406	49:29.473	51:24.804						
				<b>T.Track</b>	<b>Pit Time</b>	<b>T.Time</b>							
				P. CARREGAL	49:29.473	1:55.331	51:24.804						
<b>30</b>	<b>E2P</b>						TC1	<b>Not classified</b>					
	BMW M2 CS RACING												
	1 O. SALAZAR	11:08:48	11:13:26	TRACK	4:38.813	4:38.813		4:38.813					
				<b>T.Track</b>	<b>Pit Time</b>	<b>T.Time</b>							
				O. SALAZAR	4:38.813		4:38.813						
<b>41</b>	<b>DRIVER'S ACADEMY</b>						TC5						
	RENAULT CLIO CUP V												
	1 A. RODRIGUEZ	11:08:48	11:32:33	TRACK	23:44.932	23:44.932		23:44.932					
		11:32:33	11:34:49	PIT	2:16.138		2:16.138						
	2 C. CORTÉS	11:34:49	12:00:11	TRACK	25:22.272	25:22.272	25:22.272						
				<b>T.Track</b>	<b>Pit Time</b>	<b>T.Time</b>							
				C. CORTÉS	25:22.272		25:22.272						
				A. RODRIGUEZ	23:44.932		23:44.932						
<b>111</b>	<b>DAGO</b>						GPX						
	GINETTA G56												
	1 P. YEREGUI	11:08:48	11:29:43	TRACK	20:54.952	20:54.952		20:54.952					
		11:29:43	11:31:21	PIT	1:38.669		1:38.669						
	2 D. CARRETERO	11:31:21	11:59:06	TRACK	27:44.670	27:44.670	27:44.670						




## Campeonato de España de GT-CET

### ROUND 2 - VALENCIA

#### Carrera 2

### Stints Analysis

No Driver	Start	End	Type	Time	T.Track	T.Driver	No Driver	Start	End	Type	Time	T.Track	T.Driver		
				<b>T.Track</b>	<b>Pit Time</b>	<b>T.Time</b>					<b>T.Track</b>	<b>Pit Time</b>	<b>T.Time</b>		
				P. YEREGUI	20:54.952	20:54.952					P. BRAS	27:38.761	27:38.761		
				D. CARRETERO	27:44.670	27:44.670					A. SANABRIA	20:42.979	20:42.979		
<b>119</b>	<b>PROMOTION MOTORSPORT</b>							<b>139</b>	<b>ESCUDERIA FARAON</b>						
	BMW M4 GT4						GT4		MERCEDES AMG GT4						GPX
1	F. MACIAS	11:08:48	11:30:01	TRACK	21:13.045	21:13.045	21:13.045	1	J. VELASCO	11:08:48	11:33:08	TRACK	24:20.295	24:20.295	24:20.295
		11:30:01	11:31:52	PIT	1:51.408	1:51.408				11:33:08	11:35:14	PIT	2:06.101	2:06.101	
2	J. SMÖRG	11:31:52	12:00:11	TRACK	28:18.664	28:18.664	28:18.664	2	P. LOIRINHO	11:35:14	12:00:12	TRACK	24:57.619	24:57.619	24:57.619
				<b>T.Track</b>	<b>Pit Time</b>	<b>T.Time</b>					<b>T.Track</b>	<b>Pit Time</b>	<b>T.Time</b>		
				J. SMÖRG	28:18.664	28:18.664					P. LOIRINHO	24:57.619	24:57.619		
				F. MACIAS	21:13.045	21:13.045					J. VELASCO	24:20.295	24:20.295		
<b>120</b>	<b>VORTEX</b>							<b>140</b>	<b>MONTEIROS COMPETICOES</b>						
	VORTEX						GPX		BMW M4 GT4						GT4
1	S. GERVAIS(JF)	11:08:48	11:31:58	TRACK	23:10.353	23:10.353	23:10.353	1	A. DA ROCHA	11:08:48	11:30:13	TRACK	21:25.835	21:25.835	21:25.835
		11:31:58	11:33:23	PIT	1:24.999	1:24.999			A. DA ROCHA	11:30:13	11:31:50	PIT	1:36.959	1:36.959	23:02.794
2	S. BARRET	11:33:23	12:00:50	TRACK	27:26.733	27:26.733	27:26.733	2	A. DA ROCHA	11:31:50	11:59:09	TRACK	27:18.997	48:44.832	50:21.791
				<b>T.Track</b>	<b>Pit Time</b>	<b>T.Time</b>					<b>T.Track</b>	<b>Pit Time</b>	<b>T.Time</b>		
				S. BARRET	27:26.733	27:26.733					A. DA ROCHA	48:44.832	1:36.959	50:21.791	
				S. GERVAIS(JF)	23:10.353	23:10.353									
<b>121</b>	<b>VORTEX</b>														
	VORTEX 2.0						GPX								
1	A. GOMEZ	11:08:48	11:34:04	TRACK	25:16.326	25:16.326	25:16.326								
		11:34:04	11:36:00	PIT	1:55.982	1:55.982									
2	E. MAINIER(Jr)	11:36:00	11:59:33	TRACK	23:33.066	23:33.066	23:33.066								
				<b>T.Track</b>	<b>Pit Time</b>	<b>T.Time</b>									
				E. MAINIER(Jr)	23:33.066	23:33.066									
				A. GOMEZ	25:16.326	25:16.326									
<b>122</b>	<b>VORTEX</b>						<b>Not classified</b>								
	VORTEX						GPX								
1	L. AMROUCHE	11:08:48	11:26:06	TRACK	17:17.913	17:17.913	17:17.913								
	L. AMROUCHE	11:26:06	11:59:06	PIT	33:00.377	17:17.913	50:18.290								
				<b>T.Track</b>	<b>Pit Time</b>	<b>T.Time</b>									
				L. AMROUCHE	17:17.913	33:00.377	50:18.290								
<b>124</b>	<b>GT CORSE RACING</b>														
	BMW M4 GT4 EVO						GT4								
1	M. BERTOLIN	11:08:48	11:29:33	TRACK	20:44.930	20:44.930	20:44.930								
	M. BERTOLIN	11:29:33	11:31:12	PIT	1:39.131	20:44.930	22:24.061								
2	M. BERTOLIN	11:31:12	11:59:44	TRACK	28:32.791	49:17.721	50:56.852								
				<b>T.Track</b>	<b>Pit Time</b>	<b>T.Time</b>									
				M. BERTOLÍN	49:17.721	1:39.131	50:56.852								
<b>125</b>	<b>PCR SPORT</b>														
	PORSCHE 992 GT3 CUP						GT CUP								
1	L. MENDIETA(JF)	11:08:48	11:33:38	TRACK	24:50.429	24:50.429	24:50.429								
	L. MENDIETA(JF)	11:33:38	11:35:17	PIT	1:38.983	24:50.429	26:29.412								
2	L. MENDIETA(JF)	11:35:17	12:00:08	TRACK	24:50.564	49:40.993	51:19.976								
				<b>T.Track</b>	<b>Pit Time</b>	<b>T.Time</b>									
				L. MENDIETA(JF)	49:40.993	1:38.983	51:19.976								
<b>138</b>	<b>ESCUDERIA FARAON</b>														
	PORSCHE 992 GT3 CUP						GPX								
1	A. SANABRIA	11:08:48	11:29:31	TRACK	20:42.979	20:42.979	20:42.979								
		11:29:31	11:31:28	PIT	1:57.521	20:42.979	1:57.521								
2	P. BRAS	11:31:28	11:59:07	TRACK	27:38.761	27:38.761	27:38.761								



## Campeonato de España de GT-CET


### ROUND 2 - VALENCIA

#### Carrera 2

### Sector Analysis

■ Personal Best    
 ■ Session Best    
 ■ Crossing the pit lane

Lap	D	Time	Sector 1	Sector 2	Sector 3	T.Spd	Elapsed	Lap	D	Time	Sector 1	Sector 2	Sector 3	T.Spd	Elapsed
<b>3</b>	<b>MDTE RACING</b> 1.Luis CHILLIDA(JF)							<b>MINI COOPER</b> TC6							
	1	1	2:17.054	37.731	1:04.073	35.250		2:17.054							
	2	1	2:01.524	27.626	1:00.194	33.704	185.3	4:18.578							
	3	1	2:01.452	27.645	1:00.015	33.792	184.3	6:20.030							
	4	1	2:06.334	30.067	1:01.621	34.646	148.0	8:26.364							
	5	1	2:18.499	28.124	1:00.344	50.031	180.5	10:44.863							
	6	1	3:16.569	59.168	1:31.902	45.499	56.5	14:01.432							
	7	1	2:00.997	28.115	58.553	34.329	183.3	16:02.429							
	8	1	2:01.196	27.546	59.201	34.449	181.4	18:03.625							
	9	1	2:00.653	27.730	59.061	33.862	178.6	20:04.278							
	10	1	1:59.987	27.682	58.534	33.771	179.5	22:04.265							
	11	1	2:00.109	27.541	58.600	33.968	180.0	24:04.374							
	12	1	2:00.677	27.645	58.740	34.292	180.5	26:05.051							
	13	1	2:07.231	27.764	59.191	40.276	181.9	28:12.282							
	14	1	3:57.045	2:19.618	1:01.697	35.730		32:09.327							
	15	1	2:08.988	28.643	1:00.109	40.236	178.6	34:18.315							
	16	1	2:48.596	47.856	1:22.091	38.649	69.5	37:06.911							
	17	1	2:05.127	28.070	1:03.179	33.878	184.3	39:12.038							
	18	1	2:01.373	27.410	1:00.570	33.393	182.9	41:13.411							
	19	1	2:00.584	27.692	58.655	34.237	184.3	43:13.995							
	20	1	2:03.201	29.114	1:00.498	33.589	182.4	45:17.196							
	21	1	1:59.092	27.583	58.552	32.957	182.4	47:16.288							
	22	1	2:02.838	28.271	1:00.917	33.650	178.1	49:19.126							
23	1	2:00.760	27.828	59.262	33.670	180.5	51:19.886								
<b>8</b>	<b>RX PRO RACING</b> 1.Hugo LATORRE(Jr) 2.Guzmán MIGUÉLEZ(Jr)							<b>PEUGEOT 308 RACING CUP</b> TC2							
	1	2	2:11.487	34.341	1:04.233	32.913		2:11.487							
	2	2	1:55.087	28.454	56.150	30.483	206.9	4:06.574							
	3	2	1:50.147	25.717	54.256	30.174	207.6	5:56.721							
	4	2	2:00.037	25.467	1:02.215	32.355	207.6	7:56.758							
	5	2	2:35.830	26.932	1:05.434	1:03.464	194.2	10:32.588							
	6	2	5:14.201	3:43.872	57.876	32.453		15:46.789							
	7	2	1:50.151	26.661	53.343	30.147	208.8	17:36.940							
	8	2	1:48.904	25.084	54.231	29.589	207.6	19:25.844							
	9	2	1:53.359	25.115	53.559	34.685	208.2	21:19.203							
	10	1	4:24.332	3:01.818	53.144	29.370		25:43.535							
	11	1	1:48.412	25.113	53.808	29.491	208.2	27:31.947							
	12	1	1:47.672	25.474	52.585	29.613	209.5	29:19.619							
	13	1	1:48.393	24.910	53.466	30.017	209.5	31:08.012							
	14	1	3:05.369	25.328	1:37.527	1:02.514	208.2	34:13.381							
	15	1	2:49.059	46.733	1:23.840	38.486	73.0	37:02.440							
	16	1	1:47.656	25.183	52.905	29.568	204.5	38:50.096							
	17	1	1:47.519	24.880	53.055	29.584	209.5	40:37.615							
	18	1	1:48.125	25.531	52.923	29.671	208.8	42:25.740							
	19	1	1:50.238	26.145	54.555	29.538	209.5	44:15.978							
	20	1	1:48.141	24.640	53.430	30.071	212.7	46:04.119							
	21	1	1:49.245	24.943	53.581	30.721	210.1	47:53.364							
	22	1	1:48.710	25.253	53.450	30.007	207.6	49:42.074							
23	1	1:49.163	25.334	53.989	29.840	208.8	51:31.237								
<b>11</b>	<b>DRIVER'S ACADEMY</b> 1.Alvaro RODRIGUEZ 2.Roberto F. MORENO							<b>PEUGEOT 308 CUP</b> TC2							
	1	2	2:14.787	36.179	1:03.190	35.418		2:14.787							
	2	2	1:58.924	27.879	59.124	31.921		4:13.711							
	3	2	1:58.331	26.165	1:01.576	30.590		6:12.042							
	4	2	2:05.401	27.835	1:02.948	34.618		8:17.443							
	5	2	2:23.201	27.490	1:00.344	55.367		10:40.644							
	6	2	3:17.484	59.586	1:33.438	44.460		13:58.128							
	7	2	1:53.380	27.368	55.995	30.017		15:51.508							
	8	2	1:50.898	26.248	54.728	29.922		17:42.406							
	9	2	1:49.820	25.733	54.369	29.718		19:32.226							
	10	2	1:50.716	25.704	54.459	30.553		21:22.942							
	11	2	1:50.690	25.789	54.441	30.460		23:13.632							
	12	2	1:50.443	25.870	54.226	30.347		25:04.075							
	13	2	1:55.622	25.655	54.211	35.756		26:59.697							
	14	1	3:19.010	1:54.422	54.204	30.384		30:18.707							
	15	1	1:58.532	26.541	58.783	33.208		32:17.239							
	16	1	2:09.518	28.988	1:00.991	39.539		34:26.757							
	17	1	2:44.623	45.621	1:21.180	37.822		37:11.380							
	18	1	1:49.634	25.180	54.997	29.457		39:01.014							
	19	1	1:46.106	24.683	52.048	29.375		40:47.120							
	20	1	1:46.120	24.570	52.229	29.321		42:33.240							
	21	1	1:46.248	24.564	52.275	29.409		44:19.488							
	22	1	1:46.456	24.622	52.343	29.491		46:05.944							
23	1	1:47.272	24.527	52.638	30.107		47:53.216								
24	1	1:47.959	25.061	52.955	29.943		49:41.175								
25	1	1:48.177	24.986	52.984	30.207		51:29.352								
<b>12</b>	<b>HISPANO ALEMÁN RACING TEAM</b> 1.Carlos MEDINA 2.Daniel DE LA PEÑA							<b>MINI COOPER</b> TC6							
	1	2	2:25.999	42.030	1:06.371	37.598		2:25.999							
	2	2	2:12.645	32.977	1:03.884	35.784	177.2	4:38.644							
	3	2	2:10.911	30.259	1:03.812	36.840	177.7	6:49.555							
	4	2	2:12.045	33.750	1:03.425	34.870	175.9	9:01.600							
	5	2	2:06.372	29.679	1:01.554	35.139	178.1	11:07.972							
	6	2	2:56.644	39.477	1:30.570	46.597	175.4	14:04.616							
	7	2	2:07.406	29.574	1:02.183	35.649	179.5	16:12.022							
	8	2	2:09.633	29.525	1:04.148	35.960	178.6	18:21.655							
	9	2	2:17.752	29.744	1:05.259	42.749	178.1	20:39.407							
	10	1	3:22.273	1:49.507	59.317	33.449		24:01.680							
	11	1	2:00.375	27.768	58.894	33.713	178.6	26:02.055							
	12	1	1:59.618	27.513	58.999	33.106	178.6	28:01.673							
	13	1	1:59.143	27.373	58.201	33.569	178.6	30:00.816							
	14	1	2:04.791	27.640	1:01.604	35.547	176.3	32:05.607							
	15	1	2:11.778	27.747	58.837	45.194	180.5	34:17.385							



## Campeonato de España de GT-CET


### ROUND 2 - VALENCIA

#### Carrera 2

### Sector Analysis

■ Personal Best    
 ■ Session Best    
 ■ Crossing the pit lane

Lap	D	Time	Sector 1	Sector 2	Sector 3	T.Spd	Elapsed	Lap	D	Time	Sector 1	Sector 2	Sector 3	T.Spd	Elapsed
<b>15</b> <b>UCAV RACING</b> <span style="float: right;">BMW M2 CS RACING</span> 1.Asier GOROSTIZA(JF) <span style="float: right;">TC1</span> 2.Sacha HEBRARD															
1	2	2:02.197	32.446	59.928	29.823		2:02.197	1	1	2:16.458	36.118	1:04.996	35.344		2:16.458
2	2	1:48.469	25.399	52.966	30.104	226.6	3:50.666	2	1	2:00.024	27.973	59.311	32.740	189.4	4:16.482
3	2	1:45.665	24.113	52.570	28.982	227.4	5:36.331	3	1	1:57.289	27.219	57.518	32.552	191.5	6:13.771
4	2	1:58.027	23.992	58.424	35.611	227.4	7:34.358	4	1	2:04.475	27.224	1:02.253	34.998	188.3	8:18.246
5	2	2:56.637	24.924	1:24.038	1:07.675	219.4	10:30.995	5	1	2:23.280	28.313	59.504	55.463	185.8	10:41.526
6	2	3:19.479	59.348	1:33.611	46.520	63.6	13:50.474	6	1	3:17.586	59.613	1:33.064	44.909	49.8	13:59.112
7	2	1:45.283	24.585	51.964	28.734	225.1	15:35.757	7	1	2:48.927	57.888	1:09.315	41.724	186.8	16:48.039
8	2	1:45.100	23.933	52.163	29.004	225.1	17:20.857	8	1	2:55.875	1:10.440	1:05.567	39.868		19:43.914
9	2	1:45.128	24.064	51.703	29.361	223.7	19:05.985	9	1	3:24.931	1:49.110	59.334	36.487		23:08.845
10	2	1:46.047	24.333	52.456	29.258	223.7	20:52.032	10	1	3:36.116	2:05.263	58.313	32.540		26:44.961
11	2	1:45.608	24.145	52.021	29.442	223.7	22:37.640	11	1	1:56.168	26.716	56.895	32.557	184.8	28:41.129
12	2	1:46.463	24.260	53.156	29.047	222.3	24:24.103	12	1	1:55.519	26.957	56.397	32.165	184.3	30:36.648
13	2	1:51.525	24.179	52.564	34.782	223.7	26:15.628	13	1	1:55.199	26.737	56.214	32.248	184.8	32:31.847
<b>20</b> <b>BALBOR MOTORSPORT</b> <span style="float: right;">RENAUL CLIO CUP IV</span> 1.Marcos GARCIA <span style="float: right;">TC4</span>															
1	1	2:16.199	36.511	1:04.913	34.775		2:16.199	19	1	2:13.926	43.340	57.222	33.364		43:14.342
2	1	2:00.135	27.764	59.520	32.851	189.4	4:16.334	20	1	1:56.408	27.216	56.955	32.237	188.9	45:10.750
3	1	1:58.254	27.954	58.408	31.892	190.4	6:14.588	21	1	1:56.887	27.063	57.739	32.085	191.5	47:07.637
4	1	2:04.099	27.567	1:01.741	34.791	191.5	8:18.687	22	1	1:58.880	26.858	58.822	33.200	187.8	49:06.517
5	1	2:23.540	28.616	59.743	55.181	186.3	10:42.227	23	1	1:59.783	27.649	58.155	33.979	188.3	51:06.300
6	1	3:17.204	59.882	1:32.437	44.885	50.5	13:59.431	<b>21</b> <b>HISPANO ALEMAN RACING TEAM</b> <span style="float: right;">MINI COOPER</span> 1.Nahuel D. POZZUTO <span style="float: right;">TC6</span> 2.Marcos POZZUTO(Jr)							
7	1	1:57.637	28.264	57.204	32.169	187.3	15:57.068	1	2	2:19.732	40.900	1:03.625	35.207		2:19.732
8	1	1:56.281	26.859	57.019	32.403	187.8	17:53.349	2	2	2:06.287	29.428	1:01.971	34.888	182.9	4:26.019
9	1	1:55.334	26.923	56.319	32.092	187.3	19:48.683	3	2	2:11.262	29.280	1:07.055	34.927	181.4	6:37.281
10	1	1:55.128	26.679	56.506	31.943	187.8	21:43.811	4	2	2:06.186	29.301	1:02.252	34.633	181.4	8:43.467
11	1	2:00.209	26.867	56.788	36.554	188.9	23:44.020	5	2	2:03.957	28.576	1:00.611	34.770	181.4	10:47.424
12	1	3:21.287	1:51.937	57.428	31.922		27:05.307	6	2	3:15.744	58.375	1:31.636	45.733	62.9	14:03.168
13	1	1:55.839	27.048	56.631	32.160	187.3	29:01.146	7	2	2:00.171	27.843	58.683	33.645	185.8	16:03.339
14	1	1:57.844	26.694	57.402	33.748	190.4	30:58.990	8	2	2:00.413	27.596	58.841	33.976	182.9	18:03.752
15	1	3:12.070	27.678	1:41.269	1:03.123	187.8	34:11.060	9	2	2:01.158	28.256	58.816	34.086	175.4	20:04.910
16	1	2:50.522	46.497	1:24.103	39.922	72.2	37:01.582	10	2	1:59.925	27.688	58.962	33.275	182.9	22:04.835
17	1	1:57.360	26.854	58.400	32.106	190.4	38:58.942	11	2	1:59.717	27.884	58.505	33.328	182.9	24:04.552
18	1	2:01.474	27.403	56.985	37.086	188.9	41:00.416	12	2	2:06.738	29.239	59.464	38.035	183.3	26:11.290
								<b>24</b> <b>HISPANO ALEMAN RACING TEAM</b> <span style="float: right;">MINI COOPER</span> 1.Francisco BRACO <span style="float: right;">TC6</span> 2.Catalin NICULAI							
1	2	2:17.710	38.794	1:03.321	35.595		2:17.710	13	1	3:27.497	1:54.237	59.562	33.698		29:38.787
2	2	2:02.897	27.933	1:00.450	34.514	180.9	4:20.607	14	1	2:06.144	28.000	1:02.774	35.370	181.9	31:44.931
3	2	2:02.923	27.917	1:01.232	33.774	181.4	6:23.530	15	1	2:30.137	29.670	1:03.838	56.629	178.1	34:15.068
4	2	2:04.975	29.438	1:01.160	34.377	169.4	8:28.505	16	1	2:49.680	46.582	1:23.082	40.016	73.7	37:04.748
5	2	2:16.956	28.792	1:00.807	47.357	181.4	10:45.461	17	1	2:11.930	29.386	1:05.356	37.188	182.4	39:16.678
6	2	3:17.116	59.406	1:31.475	46.235	58.0	14:02.577	18	1	2:00.799	28.024	59.325	33.450	180.9	41:17.477
7	2	2:01.176	27.649	58.426	35.101	183.3	16:03.753	19	1	2:00.729	27.905	59.139	33.685	180.9	43:18.206
8	2	2:00.361	27.833	58.498	34.030	184.3	18:04.114	20	1	2:01.272	27.745	59.482	34.045	180.9	45:19.478
9	2	2:01.151	28.195	58.896	34.060	177.7	20:05.265	21	1	2:02.041	27.730	1:00.417	33.894	179.5	47:21.519
10	2	2:06.467	27.812	59.745	38.910	179.5	22:11.732	22	1	2:01.211	28.044	59.658	33.509	179.1	49:22.730
11	1	3:43.048	2:09.952	58.802	34.294		25:54.780	23	1	2:02.886	27.946	1:00.409	34.531	180.0	51:25.616
12	1	2:01.089	27.855	59.626	33.608	181.4	27:55.869								
13	1	2:00.722	27.958	58.708	34.056	180.5	29:56.591								
14	1	2:06.499	29.693	1:02.382	34.424	180.9	32:03.090								
15	1	2:12.706	27.906	58.991	45.809	180.5	34:15.796								
16	1	2:49.425	48.038	1:22.221	39.166	70.9	37:05.221								
17	1	2:07.922	28.397	1:04.991	34.534	185.8	39:13.143								
18	1	1:59.699	27.325	59.253	33.121	183.8	41:12.842								
19	1	2:01.526	27.895	59.458	34.173	182.4	43:14.368								
20	1	2:02.191	28.713	1:00.115	33.363	180.9	45:16.559								
21	1	1:59.369	27.602	58.557	33.210	180.9	47:15.928								
22	1	2:02.544	28.791	1:00.410	33.343	180.9	49:18.472								
23	1	2:02.197	28.880	59.997	33.320	180.9	51:20.669								




## Campeonato de España de GT-CET ROUND 2 - VALENCIA Carrera 2

### Sector Analysis

■ Personal Best    
 ■ Session Best    
 ■ Crossing the pit lane

Lap	D	Time	Sector 1	Sector 2	Sector 3	T.Spd	Elapsed	Lap	D	Time	Sector 1	Sector 2	Sector 3	T.Spd	Elapsed
<b>25</b>	<b>E2P</b> 1.Pablo CARREGAL BMW M2 CS RACING TC1							22	1	2:02.378	28.860	1:00.226	33.292		49:20.834
	23	1	2:02.508	28.034	59.270	35.204		51:23.342							
	1	1	2:01.895	33.076	58.619	30.200		2:01.895							
	2	1	1:49.603	25.532	53.765	30.306	221.5	3:51.498							
	3	1	1:46.825	24.496	52.901	29.428	221.5	5:38.323							
	4	1	1:57.393	24.526	57.068	35.799	225.1	7:35.716							
	5	1	2:58.259	25.259	1:25.202	1:07.798	214.7	10:33.975							
	6	1	3:18.874	58.546	1:33.959	46.369	58.6	13:52.849							
	7	1	1:46.879	24.734	52.824	29.321	221.5	15:39.728							
	8	1	1:45.754	24.452	52.121	29.181	222.3	17:25.482							
	9	1	1:46.213	24.279	52.404	29.530	223.0	19:11.695							
	10	1	1:45.810	24.297	52.277	29.236	221.5	20:57.505							
	11	1	1:52.056 <b>B</b>	24.080	52.581	35.395	223.0	22:49.561							
	12	1	3:36.753	2:14.539	52.941	29.273		26:26.314							
	13	1	1:47.495	25.140	52.567	29.788	222.3	28:13.809							
	14	1	1:47.460	24.471	53.052	29.937	222.3	30:01.269							
	15	1	2:02.539	25.914	1:02.021	34.604	200.9	32:03.808							
	16	1	2:12.745	27.793	58.970	45.982	181.4	34:16.553							
	17	1	2:48.918	48.125	1:22.369	38.424	79.6	37:05.471							
	18	1	1:48.724	26.188	53.220	29.316	205.1	38:54.195							
	19	1	1:46.809	24.671	52.669	29.469	223.0	40:41.004							
	20	1	1:47.265	24.344	53.574	29.347	224.4	42:28.269							
	21	1	1:46.791	24.484	52.870	29.437	224.4	44:15.060							
	22	1	1:46.557	24.463	52.646	29.448	222.3	46:01.617							
	23	1	1:47.067	24.704	52.899	29.464	223.0	47:48.684							
	24	1	1:47.453	24.520	53.323	29.610	223.0	49:36.137							
25	1	1:48.667	24.568	53.630	30.469	224.4	51:24.804								
<b>30</b>	<b>E2P</b> 1.Oliver SALAZAR BMW M2 CS RACING TC1							22	1	2:02.378	28.860	1:00.226	33.292		49:20.834
	1	1	2:13.683	35.499	1:03.279	34.905		2:13.683							
	2	1	1:59.273	27.086	59.468	32.719	214.7	4:12.956							
<b>41</b>	<b>DRIVER'S ACADEMY</b> 1.Carlos CORTÉS 2.Alvaro RODRIGUEZ RENAULT CLIO CUP V TC5							22	1	2:02.378	28.860	1:00.226	33.292		49:20.834
	1	2	2:15.157	37.149	1:03.595	34.413		2:15.157							
	2	2	2:01.763	28.307	1:00.592	32.864		4:16.920							
	3	2	2:00.077	27.403	1:00.025	32.649		6:16.997							
	4	2	2:02.318	28.164	59.874	34.280		8:19.315							
	5	2	2:24.580	28.727	59.585	56.268		10:43.895							
	6	2	3:15.819	59.081	1:32.257	44.481		13:59.714							
	7	2	1:59.292	29.660	57.330	32.302		15:59.006							
	8	2	1:55.504	26.692	56.549	32.263		17:54.510							
	9	2	1:55.450	26.674	56.678	32.098		19:49.960							
	10	2	1:56.448	26.607	57.087	32.754		21:46.408							
	11	2	2:02.586 <b>B</b>	26.696	57.072	38.818		23:48.994							
	12	1	4:15.558	2:39.792	1:01.859	33.907		28:04.552							
	13	1	2:04.415	27.961	1:00.730	35.724		30:08.967							
	14	1	2:06.139	30.205	1:01.263	34.671		32:15.106							
	15	1	2:09.490	28.994	1:01.173	39.323		34:24.596							
	16	1	2:46.292	45.666	1:21.942	38.684		37:10.888							
	17	1	2:03.335	28.726	1:00.836	33.773		39:14.223							
	18	1	1:59.450	27.504	59.049	32.897		41:13.673							
	19	1	2:01.518	28.045	58.724	34.749		43:15.191							
	20	1	2:03.557	28.590	1:00.983	33.984		45:18.748							
21	1	1:59.708	27.441	59.214	33.053		47:18.456								
<b>111</b>	<b>DAGO</b> 1.Pablo YEREGUI 2.Daniel CARRETERO GINETTA G56 GPX							22	1	2:02.378	28.860	1:00.226	33.292		49:20.834
	23	1	2:02.508	28.034	59.270	35.204		51:23.342							
	1	1	1:59.428	30.072	58.410	30.946		1:59.428							
	2	1	1:50.245	25.484	55.134	29.627	224.4	3:49.673							
	3	1	1:48.057	24.231	54.601	29.225	227.4	5:37.730							
	4	1	1:57.213	24.493	57.115	35.605	215.3	7:34.943							
	5	1	2:58.230	25.120	1:24.070	1:09.040	200.9	10:33.173							
	6	1	3:18.500	58.469	1:33.608	46.423	63.3	13:51.673							
	7	1	1:46.151	24.577	52.446	29.128	226.6	15:37.824							
	8	1	1:44.369	23.898	51.625	28.846	225.9	17:22.193							
	9	1	1:44.845	23.936	52.208	28.701	226.6	19:07.038							
	10	1	1:51.840 <b>B</b>	23.976	52.335	35.529	226.6	20:58.878							
	11	2	3:12.962	1:56.550	49.227	27.185		24:11.840							
	12	2	1:38.970	22.539	49.339	27.092	231.9	25:50.810							
	13	2	1:38.096	22.562	48.541	26.993	229.6	27:28.906							
	14	2	1:38.834	22.780	48.879	27.175	228.9	29:07.740							
	15	2	1:40.372	22.904	49.644	27.824	229.6	30:48.112							
	16	2	3:22.219	32.142	1:47.013	1:03.064	229.6	34:10.331							
	17	2	2:49.324	46.506	1:24.039	38.779	74.8	36:59.655							
	18	2	1:40.266	22.966	49.684	27.616	228.9	38:39.921							
	19	2	1:39.430	23.256	48.995	27.179	228.9	40:19.351							
	20	2	1:38.609	22.787	48.643	27.179	228.9	41:57.960							
	21	2	1:38.908	22.706	49.029	27.173	230.4	43:36.868							
	22	2	1:39.490	22.777	49.088	27.625	228.9	45:16.358							
	23	2	1:40.148	22.869	49.844	27.435	229.6	46:56.506							
	24	2	1:40.292	22.993	49.753	27.546	228.1	48:36.798							
25	2	1:41.493	23.572	50.028	27.893	228.9	50:18.291								
<b>119</b>	<b>PROMOTION MOTORSPORT</b> 1.JM SMÖRG 2.Francisco J. MACIAS BMW M4 GT4 GT4							22	1	2:02.378	28.860	1:00.226	33.292		49:20.834
	1	2	2:12.629	34.948	1:03.278	34.403		2:12.629							
	2	2	1:58.410	27.967	58.619	31.824	213.3	4:11.039							
	3	2	1:50.141	25.200	54.696	30.245	212.7	6:01.180							
	4	2	1:58.016	24.973	58.709	34.334	214.7	7:59.196							
	5	2	2:37.874	26.806	1:04.462	1:06.606	184.8	10:37.070							
	6	2	3:18.216	58.448	1:34.056	45.712	55.8	13:55.286							
	7	2	1:50.975	25.494	54.326	31.155	211.4	15:46.261							
	8	2	1:48.717	25.130	53.364	30.223	212.7	17:34.978							
	9	2	1:48.630	24.634	53.845	30.151	214.0	19:23.608							
	10	2	1:52.474 <b>B</b>	24.682	53.310	34.482	214.0	21:16.082							
	11	1	3:35.516	2:12.933	52.820	29.763		24:51.598							
	12	1	1:44.567	23.944	51.685	28.938	212.7	26:36.165							
	13	1	1:45.401	24.001	52.517	28.883	214.0	28:21.566							
	14	1	1:45.114	23.847	51.797	29.470	213.3	30:06.680							
	15	1	2:05.968	28.286	1:01.699	35.983	216.7	32:12.648							
	16	1	2:09.636	28.856	59.545	41.235	156.0	34:22.284							
	17	1	2:45.613	47.102	1:21.236	37.275	61.8	37:07.897							
	18	1	1:47.834	25.885	52.960	28.989	218.0	38:55.731							
	19	1	1:45.614	23.967	52.136	29.511	217.4	40:41.345							
	20	1	1:46.048	24.259	52.507	29.282	219.4	42:27.393							
	21	1	1:46.709	24.411	52.646	29.652	218.7	44:14.102							
	22	1	1:46.591	24.332	53.006	29.253	217.4	46:00.693							
	23	1	1:45.924	24.037	52.762	29.125	218.0	47:46.617							
	24	1	1:47.416	24.223	53.187	30.006	215.3	49:34.033							



## Campeonato de España de GT-CET


### ROUND 2 - VALENCIA

#### Carrera 2

### Sector Analysis

■ Personal Best    
 ■ Session Best    
 ■ Crossing the pit lane

Lap	D	Time	Sector 1	Sector 2	Sector 3	T.Spd	Elapsed	Lap	D	Time	Sector 1	Sector 2	Sector 3	T.Spd	Elapsed
25	1	1:49.084	24.599	53.353	31.132	216.0	51:23.117								
<b>120</b> VORTEX 1.Stéphane BARRET 2.Stéphane GERVAIS(JF)								VORTEX GPX							
1	2	2:15.028	35.458	1:05.079	34.491		2:15.028								
2	2	1:59.469	27.602	1:00.211	31.656	224.4	4:14.497								
3	2	1:55.901	26.286	58.809	30.806	227.4	6:10.398								
4	2	2:05.811	27.289	1:04.575	33.947	225.9	8:16.209								
5	2	2:23.297	27.556	1:00.901	54.840	223.0	10:39.506								
6	2	3:17.568	59.345	1:34.048	44.175	54.1	13:57.074								
7	2	1:53.457	27.932	55.535	29.990	226.6	15:50.531								
8	2	1:49.633	25.351	54.643	29.639	231.2	17:40.164								
9	2	1:48.979	25.319	54.623	<b>29.037</b>	230.4	19:29.143								
10	2	1:48.809	24.999	54.565	29.245	230.4	21:17.952								
11	2	1:55.457 <b>B</b>	25.121	<b>54.112</b>	36.224	229.6	23:13.409								
12	1	3:18.704	1:48.485	58.804	31.415		26:32.113								
13	1	1:53.726	24.637	58.198	30.891	231.2	28:25.839								
14	1	1:51.845	25.011	55.855	30.979	232.7	30:17.684								
15	1	1:58.863	27.073	58.659	33.131	234.3	32:16.547								
16	1	2:09.038	28.541	1:01.628	38.869	177.7	34:25.585								
17	1	2:45.523	45.709	1:21.569	38.245	59.9	37:11.108								
18	1	1:58.582	26.037	1:01.698	30.847	220.1	39:09.690								
19	1	1:51.260	24.891	54.845	31.524	231.2	41:00.950								
20	1	1:49.846	24.646	55.221	29.979	227.4	42:50.796								
21	1	<b>1:48.058</b>	<b>24.186</b>	54.520	29.352	233.5	44:38.854								
22	1	1:48.428	24.395	54.414	29.619	231.2	46:27.282								
23	1	1:49.703	24.319	54.775	30.609	235.1	48:16.985								
24	1	1:51.990	24.855	56.539	30.596	232.7	50:08.975								
25	1	1:53.110	25.049	56.993	31.068	232.7	52:02.085								
<b>121</b> VORTEX 1.Evan MAINIER(Jr) 2.Arnaud GOMEZ								VORTEX 2.0 GPX							
1	2	1:47.548	27.233	52.228	28.087		1:47.548								
2	2	1:42.106	23.780	50.736	27.590	236.7	3:29.654								
3	2	1:40.143	23.152	49.804	27.187	237.5	5:09.797								
4	2	1:41.600	22.911	49.909	28.780	240.0	6:51.397								
5	2	3:34.928	36.360	1:49.416	1:09.152	204.5	10:26.325								
6	2	3:20.630	58.260	1:34.592	47.778	67.2	13:46.955								
7	2	1:38.373	22.495	49.304	26.574	237.5	15:25.328								
8	2	1:37.828	22.734	<b>48.356</b>	26.738	238.3	17:03.156								
9	2	<b>1:37.074</b>	22.298	48.365	<b>26.411</b>	239.2	18:40.230								
10	2	1:37.150	<b>22.147</b>	48.443	26.560	238.3	20:17.380								
11	2	1:39.819	22.679	50.339	26.801	237.5	21:57.199								
12	2	1:39.169	22.459	49.277	27.433	239.2	23:36.368								
13	2	1:42.990 <b>B</b>	22.379	49.319	31.292	238.3	25:19.358								
14	1	3:38.101	2:15.956	50.987	31.158		28:57.459								
15	1	1:46.545	23.654	52.320	30.571	237.5	30:44.004								
16	1	3:25.065	35.500	1:46.733	1:02.832	187.3	34:09.069								
17	1	2:50.010	47.138	1:24.055	38.817	89.1	36:59.079								
18	1	1:40.944	22.597	50.479	27.868	239.2	38:40.023								
19	1	1:42.216	23.464	51.275	27.477	240.0	40:22.239								
20	1	1:40.927	22.696	50.404	27.827	238.3	42:03.166								
21	1	1:42.174	23.054	51.312	27.808	239.2	43:45.340								
22	1	1:41.862	22.847	51.058	27.957	241.7	45:27.202								
23	1	1:44.229	23.041	52.905	28.283	240.8	47:11.431								
24	1	1:45.677	23.533	53.038	29.106	240.0	48:57.108								
25	1	1:48.266	24.355	54.447	29.464	239.2	50:45.374								
<b>122</b> VORTEX 1.Lionel(JF) AMROUCHE								VORTEX GPX							
1	1	1:58.189	28.954	58.970	30.265		1:58.189								
2	1	1:50.572	25.510	55.922	29.140	236.7	3:48.761								
3	1	1:46.364	24.322	53.479	28.563	237.5	5:35.125								
4	1	1:56.553	24.110	58.204	34.239	236.7	7:31.678								
5	1	2:57.968	24.960	1:24.733	1:08.275	235.9	10:29.646								
6	1	3:19.140	59.451	1:33.790	45.899	66.8	13:48.786								
7	1	<b>1:43.483</b>	23.826	51.553	<b>28.104</b>	240.0	15:32.269								
8	1	1:47.996 <b>B</b>	<b>23.745</b>	<b>51.484</b>	32.767	237.5	17:20.265								
<b>124</b> GT CORSE RACING 1.Manuel BERTOLIN								BMW M4 GT4 EVO GT4							
1	1	1:58.999	31.303	56.836	30.860		1:58.999								
2	1	1:47.914	24.908	53.329	29.677	212.0	3:46.913								
3	1	1:45.179	24.234	51.791	29.154	215.3	5:32.092								
4	1	1:47.710	23.942	52.756	31.012	215.3	7:19.802								
5	1	3:08.882	25.187	1:34.844	1:08.851	212.0	10:28.684								
6	1	3:20.278	58.778	1:33.622	47.878	59.8	13:48.962								
7	1	1:44.511	24.531	51.490	28.490	214.0	15:33.473								
8	1	1:42.883	23.853	50.718	28.312	216.7	17:16.356								
9	1	<b>1:42.380</b>	23.528	<b>50.445</b>	28.407	215.3	18:58.736								
10	1	1:50.443 <b>B</b>	23.601	50.579	36.263	216.0	20:49.179								
11	1	3:17.447	1:57.161	52.085	<b>28.201</b>		24:06.626								
12	1	1:44.102	24.091	51.166	28.845	216.0	25:50.728								
13	1	1:42.724	23.670	50.579	28.475	216.0	27:33.452								
14	1	1:42.499	23.555	50.644	28.300	217.4	29:15.951								
15	1	1:48.143	23.631	53.675	30.837	216.0	31:04.094								
16	1	3:07.866	25.161	1:39.269	1:03.436	215.3	34:11.960								
17	1	2:49.834	46.770	1:23.525	39.539	73.8	37:01.794								
18	1	1:44.515	24.518	51.371	28.626	208.2	38:46.309								
19	1	1:44.090	23.995	51.255	28.840	215.3	40:30.399								
20	1	1:43.181	23.851	50.944	28.386	215.3	42:13.580								
21	1	1:43.181	23.722	50.803	28.656	216.0	43:56.761								
22	1	1:42.881	23.643	50.795	28.443	215.3	45:39.642								
23	1	1:43.172	<b>23.479</b>	51.123	28.570	216.0	47:22.814								
24	1	1:47.656	24.324	52.862	30.470	216.7	49:10.470								
25	1	1:46.382	24.750	52.481	29.151	216.0	50:56.852								
<b>125</b> PCR SPORT 1.Lorenzo MENDIETA(JF)								PORSCHE 992 GT3 CUP GT CUP							
1	1	2:05.407	32.059	1:00.352	32.996		2:05.407								
2	1	1:55.022	26.227	57.576	31.219	232.7	4:00.429								
3	1	1:54.891	26.153	57.629	31.109	233.5	5:55.320								
4	1	1:59.409	25.436	1:02.470	31.503	235.1	7:54.729								
5	1	2:41.246	25.908	1:07.651	1:07.687	235.1	10:35.975								
6	1	3:17.477	58.292	1:34.502	44.683	54.5	13:53.452								
7	1	1:50.565	25.093	55.732	29.740	237.5	15:44.017								
8	1	1:50.089	24.937	55.460	29.692	235.9	17:34.106								
9	1	1:48.531	24.494	54.559	29.478	234.3	19:22.637								
10	1	1:47.913	24.552	54.038	29.323	235.9	21:10.550								
11	1	1:47.376	24.384	53.991	29.001	235.1	22:57.926								



## Campeonato de España de GT-CET

### ROUND 2 - VALENCIA

#### Carrera 2

### Sector Analysis


■ Personal Best    
 ■ Session Best    
 ■ Crossing the pit lane

Lap	D	Time	Sector 1	Sector 2	Sector 3	T.Spd	Elapsed	Lap	D	Time	Sector 1	Sector 2	Sector 3	T.Spd	Elapsed
16	1	2:10.221	28.728	1:00.684	40.809	171.9	34:20.608	17	1	2:46.779	47.361	1:21.818	37.600	61.8	37:06.405
17	1	2:46.673	47.728	1:21.276	37.669	64.7	37:07.281	18	1	1:46.473	24.683	52.896	28.894	223.7	38:52.878
18	1	1:47.116	25.603	53.296	28.217	214.0	38:54.397	19	1	1:47.514	25.108	52.895	29.511	224.4	40:40.392
19	1	1:44.293	23.387	52.152	28.754	239.2	40:38.690	20	1	1:46.491	24.509	52.791	29.191	225.1	42:26.883
20	1	1:45.563	24.044	52.575	28.944	236.7	42:24.253	21	1	1:46.729	24.487	52.733	29.509	227.4	44:13.612
21	1	1:46.934	25.033	52.898	29.003	235.1	44:11.187	22	1	1:46.693	24.640	52.753	29.300	225.1	46:00.305
22	1	1:46.045	24.098	52.889	29.058	234.3	45:57.232	23	1	1:47.592	24.158	53.980	29.454	223.7	47:47.897
23	1	1:46.604	24.234	53.104	29.266	235.9	47:43.836	24	1	1:47.671	24.571	53.683	29.417	224.4	49:35.568
24	1	1:48.254	24.522	54.347	29.385	234.3	49:32.090	25	1	1:48.447	24.391	53.338	30.718	224.4	51:24.015
25	1	1:47.886	23.894	53.325	30.667	233.5	51:19.976								

138		ESCUDERIA FARAON					PORSCHE 992 GT3 CUP				
		1.Pablo BRAS					GPX				
		2.Agustin SANABRIA									
1	2	1:57.429	29.220	58.215	29.994		1:57.429				
2	2	1:46.368	24.436	53.218	28.714	234.3	3:43.797				
3	2	1:45.250	24.055	52.706	28.489	235.1	5:29.047				
4	2	1:47.052	23.693	53.704	29.655	235.1	7:16.099				
5	2	3:11.716	25.062	1:37.914	1:08.740	231.2	10:27.815				
6	2	3:20.166	58.203	1:34.429	47.534	65.1	13:47.981				
7	2	1:44.027	23.788	51.865	28.374	235.1	15:32.008				
8	2	1:43.096	23.349	51.720	28.027	235.9	17:15.104				
9	2	1:43.037	23.561	51.124	28.352	235.9	18:58.141				
10	2	1:49.749B	23.292	51.202	35.255	235.1	20:47.890				
11	1	3:31.731	2:14.283	50.219	27.229		24:19.621				
12	1	1:40.296	22.736	49.795	27.765	236.7	25:59.917				
13	1	1:39.024	22.789	49.186	27.049	237.5	27:38.941				
14	1	1:39.491	22.907	49.538	27.046	238.3	29:18.432				
15	1	1:45.891	22.703	53.221	29.967	238.3	31:04.323				
16	1	3:08.433	25.592	1:39.936	1:02.905	216.7	34:12.756				
17	1	2:49.251	46.684	1:23.474	39.093	75.6	37:02.007				
18	1	1:39.736	23.502	49.141	27.093	219.4	38:41.743				
19	1	1:39.238	22.702	49.404	27.132	237.5	40:20.981				
20	1	1:39.382	22.716	49.247	27.419	238.3	42:00.363				
21	1	1:39.577	22.834	49.348	27.395	237.5	43:39.940				
22	1	1:39.177	22.340	49.707	27.130	238.3	45:19.117				
23	1	1:39.937	23.287	49.430	27.220	240.0	46:59.054				
24	1	1:39.811	22.937	49.431	27.443	240.0	48:38.865				
25	1	1:40.396	23.218	49.757	27.421	237.5	50:19.261				

139		ESCUDERIA FARAON					MERCEDES AMG GT4				
		1.Pedro M. LOIRINHO					GPX				
		2.Jose VELASCO									
1	2	2:01.196	32.880	58.287	30.029		2:01.196				
2	2	1:49.043	25.183	53.953	29.907	223.0	3:50.239				
3	2	1:45.508	24.253	52.393	28.862	225.1	5:35.747				
4	2	1:57.572	24.024	58.523	35.025	224.4	7:33.319				
5	2	2:57.119	24.462	1:24.934	1:07.723	218.7	10:30.438				
6	2	3:19.501	59.326	1:33.611	46.564	64.7	13:49.939				
7	2	1:44.903	24.584	51.999	28.320	223.7	15:34.842				
8	2	1:43.832	23.860	51.486	28.486	224.4	17:18.674				
9	2	1:43.975	23.730	51.724	28.521	224.4	19:02.649				
10	2	1:44.851	23.974	52.360	28.517	224.4	20:47.500				
11	2	1:45.362	24.013	52.289	29.060	222.3	22:32.862				
12	2	1:51.144B	24.625	52.182	34.337	222.3	24:24.006				
13	1	3:51.136	2:27.811	54.024	29.301		28:15.142				
14	1	1:49.717	24.581	53.835	31.301	224.4	30:04.859				
15	1	2:04.780	27.350	1:01.857	35.573	225.1	32:09.639				
16	1	2:09.987	28.711	1:00.117	41.159	179.1	34:19.626				

140		MONTEIROS COMPETICOES					BMW M4 GT4				
		1.Antonio J.N. DA ROCHA					GT4				
1	1	2:12.023	34.162	1:04.020	33.841		2:12.023				
2	1	2:00.113	28.377	58.753	32.983	216.7	4:12.136				
3	1	1:56.473	26.618	58.319	31.536	219.4	6:08.609				
4	1	2:05.540	26.752	1:05.926	32.862	218.0	8:14.149				
5	1	2:23.989	27.932	59.841	56.216	216.7	10:38.138				
6	1	3:17.916	58.907	1:34.456	44.553	52.0	13:56.054				
7	1	1:51.438	25.976	55.212	30.250	218.7	15:47.492				
8	1	1:52.131	26.517	55.109	30.505	220.1	17:39.623				
9	1	1:51.631	25.014	56.314	30.303	218.7	19:31.254				
10	1	1:58.221B	25.585	55.117	37.519	220.1	21:29.475				
11	1	3:23.652	1:57.986	54.316	31.350		24:53.127				
12	1	1:49.630	24.873	54.338	30.419	222.3	26:42.757				
13	1	1:50.358	25.398	54.152	30.808	219.4	28:33.115				
14	1	1:51.644	25.050	54.794	31.800	218.7	30:24.759				
15	1	1:56.468	26.762	56.991	32.715	219.4	32:21.227				
16	1	2:06.452	26.954	59.915	39.583	212.0	34:27.679				
17	1	2:44.471	45.366	1:21.530	37.575	78.6	37:12.150				
18	1	1:59.619	25.558	1:01.756	32.305	225.1	39:11.769				
19	1	1:49.326	24.963	53.788	30.575	220.1	41:01.095				
20	1	1:50.383	25.230	54.766	30.387	219.4	42:51.478				
21	1	1:48.375	24.887	53.624	29.864	220.8	44:39.853				
22	1	1:50.954	25.191	53.695	32.068	222.3	46:30.807				
23	1	1:54.706	26.174	57.367	31.165	220.1	48:25.513				
24	1	1:56.278	26.129	57.241	32.908	220.8	50:21.791				




## Campeonato de España de GT-CET

### ROUND 2 - VALENCIA

### Carrera 2

### Provisional Classification

Hour	Flag	Message
11:12:11		WARNING FLAG CAR15 - TRACK LIMITS
11:12:19		WARNING FLAG CAR 15 - TRACK LIMITS
11:12:20		WARNING FLAG CAR 15 - TRACK LIMITS
11:13:13		2 WARNING FLAG CAR 15 - TRACK LIMITS
11:13:32		WARNING FLAG CAR 8 - TRACK LIMITS
11:13:49	YF	DOUBLE YELLOW AT TURN 4
11:13:55	YF	YELLOW FLAG AT TURN 4
11:14:46	YF	YELLOW FLAG AT TURN 4,6
11:15:12	SF	SAFETY CAR
11:15:21	YF	YELLOW FLAG AT TURN 6
11:15:31	YF	YELLOW FLAG AT TURN 4,6
11:15:40	SF	SAFETY CAR
11:18:02	YF	YELLOW FLAG AT TURN 4
11:18:13	GF	GREEN FLAG
11:18:40	SF	SAFETY CAR EN PISTA
11:18:56	SF	SAFETY CAR EN PISTA
11:21:31		SAFETY CAR EN ESTA VUELTA
11:23:21	YF	DOUBLE YELLOW AT TURN 2
11:24:22	GF	GREEN FLAG
11:25:06		INCIDENT BETWEEN #20 #13 UNDER INVESTIGATION
11:26:29		#15 - TRACK LIMITS - 1 SEC PENALIZATION
11:27:25		WARNING FLAG CAR 136 - TRACK LIMITS
11:27:51		WARNING FLAG CAR 136 140 - TRACK LIMITS
11:28:48		WET RACE - HANDICAP
11:29:28		#15 - TRACK LIMITS - 4 SEC PENALIZATION
11:29:39		WARNING FLAG CAR 25 - TRACK LIMITS
11:29:59		WARNING FLAG CAR 25 24 - TRACK LIMITS
11:32:15		WARNING FLAG CAR 124 - TRACK LIMITS
11:34:01		2 WARNING FLAG CAR #8 #24 - TRACK LIMITS
11:34:29		#140 - TRACK LIMITS - 1 SEC PENALIZATION
11:34:48		WARNING FLAG CAR #8 #24 #25 - TRACK LIMITS
11:34:58		WARNING FLAG CAR #25 - TRACK LIMITS
11:35:52		#8 # 24 - TRACK LIMITS - 1 SEC PENALIZATION
11:37:31		#24 - TRACK LIMITS - 4 SEC PENALTY
11:38:17	YF	YELLOW FLAG AT TURN 12
11:38:49		WET RACE - END HANDICAP
11:38:53	SF	SAFETY CAR
11:38:54	SF	SAFETY CAR
11:39:00	SF	SAFETY CAR EN PISTA
11:42:47		WET RACE
11:44:43		PROCEDIMIENTO DE SC BAJO INVESTIGACION
11:44:46		SAFETY CAR EN ESTA VUELTA
11:44:49	GF	GREEN FLAG
11:46:00		AFTER INVESTIGATION - #20 DRIVE THROUGH PENALTY
11:50:10		INCIDENT TURN 8 - UNDFER INVESTIGATION
11:50:18		INCIDENT TURN 8 - UNDER INVESTIGATION
11:50:43		INCIDENT TURN 8 - INVESTIGATION AFTER RACE




**Campeonato de España de GT-CET**  
**ROUND 2 - VALENCIA**  
**Carrera 2**

**Provisional Classification**

Hour	Flag	Message
11:52:06		WARNING FLAG CAR 124 - TRACK LIMITS
11:56:50		#124 - TRACK LIMITS - 1 SAEC PENALTY
11:56:57		#124 - TRACK LIMITS - 1 SEC PENALTY
11:57:42	YF	YELLOW FLAG AT TURN 12
11:59:09		PROCEDIMIENTO DE SC BAJO INVESTIGACION
11:59:12		BANDERA A CUADROS
12:01:11	GF	GREEN FLAG

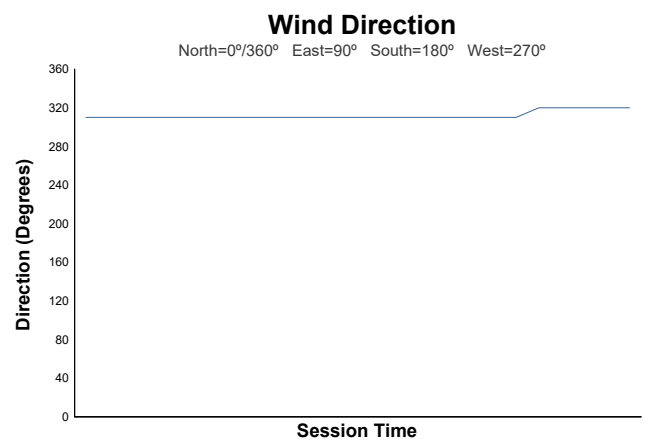
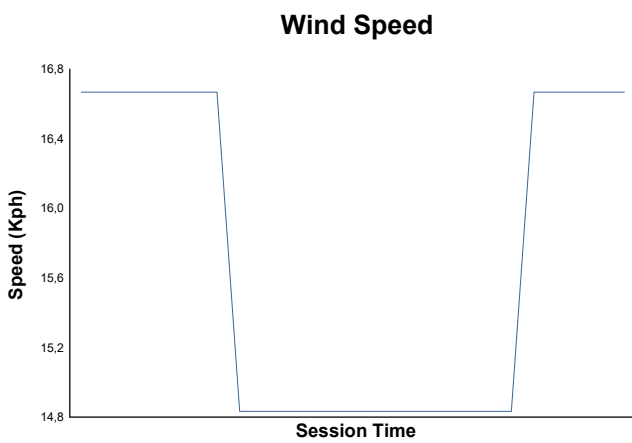
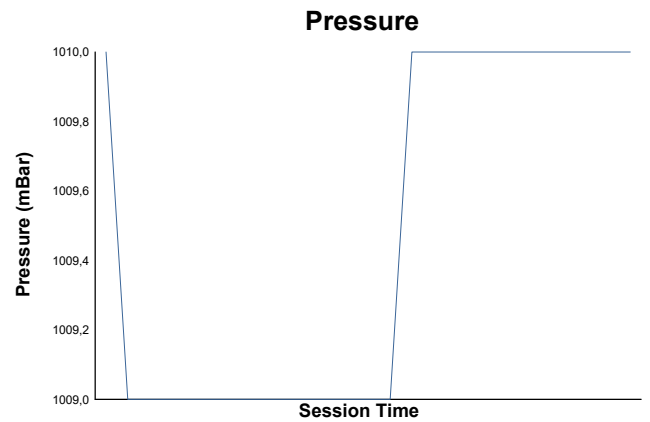
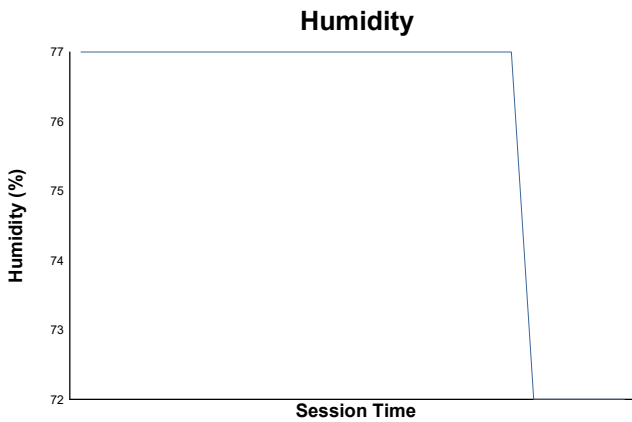
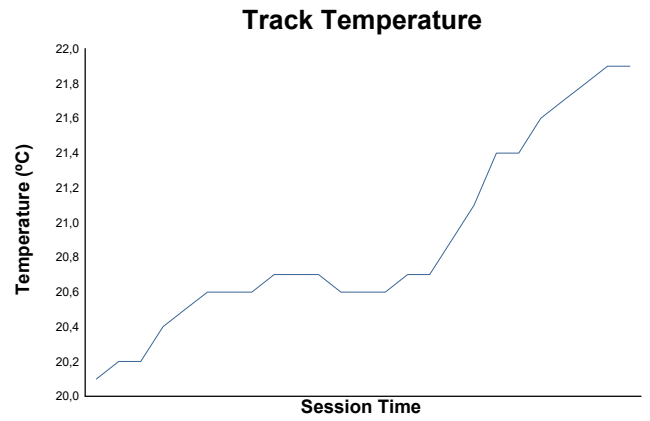
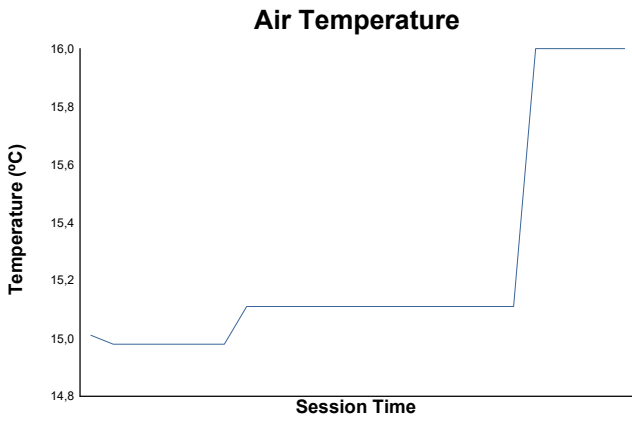
Published at: .....

<b>Race Director:</b> Maxi GUERRERO 	<b>Timekeeper:</b> Alberto ESTÉBANEZ 
---	--



**ROUND 2 - VALENCIA**  
Campeonato de España de GT-CET  
Carrera 2

Weather Report



Track Status: **WET**