

CTO COMUNIDAD VALENCIANA


ROUND 1 - CIRCUIT RICARDO TORMO

Entrenamientos Libres

Sector Analysis

— Invalidated Lap ■ Personal Best ■ Session Best B Crossing the pit lane

Lap	Time	Sector 1	Sector 2	Sector 3	T.Sp	Elapsed	Lap	Time	Sector 1	Sector 2	Sector 3	T.Sp	Elapsed
2 Fátima FARRONA Renault Clio Sport 172							5 Vicente Gabriel VALLÉS Audi TT						
1	50:09.802 B	2:53.176	1:32.146	...		50:09.802	1	10:19.932	8:29.362	1:11.946	38.624		10:19.932
2	2:46.170	58.373	1:09.260	38.537		52:55.972	2	2:13.259	32.749	1:04.314	36.196	173.2	12:33.191
3	2:12.269	30.643	1:05.733	35.893		55:08.241	3	2:10.416	33.417	1:01.066	35.933	170.7	14:43.607
4	2:05.900	30.185	1:01.474	34.241		57:14.141	4	2:06.029	28.994	1:02.621	34.414	171.1	16:49.636
5	2:03.450	28.654	1:00.711	34.085		59:17.591	5	2:01.576	28.246	59.773	33.557	182.9	18:51.212
							6	2:02.187	27.695	1:00.201	34.291	184.3	20:53.399
3 Jaime CELA Citroen Saxo 16v							6 Zoe BALDÓ Renault Clio 16v						
1	4:03.197	2:11.844	1:11.888	39.465		4:03.197	1	3:51.568	1:43.182	1:22.377	46.009		3:51.568
2	2:15.022	31.557	1:06.281	37.184	174.1	6:18.219	2	2:40.700	37.201	1:23.384	40.115		6:32.268
3	2:09.672	28.907	1:05.659	35.106	179.5	8:27.891	3	2:15.675	31.575	1:08.125	35.975		8:47.943
4	2:05.418	28.207	1:01.803	35.408	184.3	10:33.309	4	2:48.856 B	30.562	1:06.022	1:12.272		11:36.799
5	2:05.018	28.370	1:01.433	35.215	182.4	12:38.327	5	4:34.832	2:56.934	1:02.902	34.996		16:11.631
6	2:06.577	29.000	1:03.387	34.190	183.8	14:44.904	6	2:25.117 B	29.905	1:03.612	51.600		18:36.748
7	2:03.678	28.225	1:01.189	34.264	185.8	16:48.582	7	3:18.575	1:40.270	1:02.596	35.709		21:55.323
8	2:01.319	28.292	59.025	34.002	180.9	18:49.901							
9	2:17.254 B	27.971	1:00.492	48.791	181.9	21:07.155							
10	5:22.994	3:45.121	1:03.304	34.569		26:30.149							
11	2:04.452	28.580	1:00.806	35.066	183.3	28:34.601							
12	2:00.995	27.764	59.675	33.556	184.8	30:35.596							
13	2:00.452	27.475	58.906	34.071	184.8	32:36.048							
14	2:00.333	28.062	58.901	33.370	179.1	34:36.381							
15	1:59.974	27.694	58.812	33.468	184.8	36:36.355							
16	2:01.873	27.882	59.950	34.041	183.3	38:38.228							
17	2:04.439	27.755	1:00.592	36.092	183.8	40:42.667							
18	2:00.961	27.672	59.466	33.823	182.9	42:43.628							
19	2:18.345 B	27.547	58.352	52.446	184.3	45:01.973							
20	6:15.227	4:39.291	1:01.749	34.187		51:17.200							
21	2:00.969	28.185	59.336	33.448	184.3	53:18.169							
22	2:00.341	27.477	58.498	34.366	184.3	55:18.510							
23	2:00.178	27.597	58.379	34.202	180.9	57:18.688							
24	1:59.088	27.521	57.971	33.596	185.3	59:17.776							
25	2:48.820 B	32.084	1:15.668	1:01.068	182.9	1:02:06.596							
4 Abel HERNANDEZ Hyundai Accent Cup							7 Gustavo GOMAR Peugeot 308 Racing Cup						
1	3:22.162	1:26.675	1:14.763	40.724		3:22.162	1	4:06.356	1:49.064	1:39.047	38.245		4:06.356
2	2:17.821	31.826	1:06.734	39.261		5:39.983	2	2:18.357 B	34.668	1:00.862	42.827	162.3	6:24.713
3	2:14.208	30.661	1:05.196	38.351		7:54.191	3	4:10.388	2:29.020	1:05.515	35.853		10:35.101
4	2:17.896	32.773	1:06.601	38.522		10:12.087	4	2:01.678	27.532	1:00.719	33.427	203.3	12:36.779
5	2:13.052	30.717	1:04.300	38.035		12:25.139	5	1:56.839	27.664	56.859	32.316	203.9	14:33.618
6	2:15.023	30.736	1:04.181	40.106		14:40.162	6	1:52.934	26.460	55.824	30.650	202.7	16:26.552
7	2:16.617	31.231	1:08.050	37.336		16:56.779	7	1:53.102	26.137	55.632	31.333	205.7	18:19.654
8	2:13.668	31.823	1:04.517	37.328		19:10.447	8	1:52.613	26.100	55.782	30.731	203.3	20:12.267
9	2:12.130	31.196	1:03.862	37.072		21:22.577	9	1:53.494	26.152	56.711	30.631	203.9	22:05.761
10	7:50.721 B	30.490	1:18.288	6:01.943		29:13.298	10	1:49.713	25.809	53.554	30.350	202.1	23:55.474
11	2:43.757	57.204	1:09.667	36.886		31:57.055	11	1:49.193	25.287	53.841	30.065	202.7	25:44.667
12	2:12.407	30.669	1:04.144	37.594		34:09.462	12	1:50.443	25.954	53.726	30.763	204.5	27:35.110
13	2:11.971	30.454	1:04.584	36.933		36:21.433	13	1:49.003	25.564	53.331	30.108	203.9	29:24.113
14	2:10.218	29.822	1:03.631	36.765		38:31.651	14	1:57.404 B	25.513	53.432	38.459	205.1	31:21.517
15	2:13.644	30.270	1:06.030	37.344		40:45.295	15	15:08.508 B	...	1:17.663	59.281		46:30.025
16	2:09.492	29.823	1:03.013	36.656		42:54.787	16	4:26.406	2:56.473	58.981	30.952		50:56.431
							17	1:51.102	26.175	54.435	30.492	186.3	52:47.533
							18	1:50.266	25.780	54.274	30.212	204.5	54:37.799
							19	1:49.836	25.454	53.697	30.685	205.1	56:27.635
							20	1:49.626	25.490	53.491	30.645	204.5	58:17.261
							21	1:49.015	25.614	53.547	29.854	202.1	1:00:06.276
8 Manuel BOTELLA Renault Clio Cup IV							8 Manuel BOTELLA Renault Clio Cup IV						
1	23:06.155	...	1:08.661	38.228		23:06.155	1	23:06.155	...	1:08.661	38.228		23:06.155
2	2:04.316	30.261	59.869	34.186	175.0	25:10.471	2	2:04.316	30.261	59.869	34.186	175.0	25:10.471
3	1:57.103	28.012	57.081	32.010	185.8	27:07.574	3	1:57.103	28.012	57.081	32.010	185.8	27:07.574
4	1:55.817	27.009	55.991	32.817	187.3	29:03.391	4	1:55.817	27.009	55.991	32.817	187.3	29:03.391
5	2:11.173 B	26.717	55.969	48.487	186.8	31:14.564	5	2:11.173 B	26.717	55.969	48.487	186.8	31:14.564
6	6:12.093	4:00.516	1:24.031	47.546		37:26.657	6	6:12.093	4:00.516	1:24.031	47.546		37:26.657
7	2:05.270	35.386	58.518	31.366	120.0	39:31.927	7	2:05.270	35.386	58.518	31.366	120.0	39:31.927
8	1:54.446	26.141	55.982	32.323	190.9	41:26.373	8	1:54.446	26.141	55.982	32.323	190.9	41:26.373
9	1:54.328	26.374	56.235	31.719	189.4	43:20.701	9	1:54.328	26.374	56.235	31.719	189.4	43:20.701
10	2:33.752 B	26.545	1:05.443	1:01.764	188.9	45:54.453	10	2:33.752 B	26.545	1:05.443	1:01.764	188.9	45:54.453
11	4:52.014	3:22.570	57.476	31.968		50:46.467	11	4:52.014	3:22.570	57.476	31.968		50:46.467




CTO COMUNIDAD VALENCIANA

ROUND 1 - CIRCUIT RICARDO TORMO

Entrenamientos Libres

Sector Analysis

_ Invalidated Lap							■ Personal Best		■ Session Best		■ Crossing the pit lane		
Lap	Time	Sector 1	Sector 2	Sector 3	T.Sp	Elapsed	Lap	Time	Sector 1	Sector 2	Sector 3	T.Sp	Elapsed
10	Martin ACOSTA												
Renault Clio Cup III													
1	6:14.073	4:13.882	1:22.267	37.924		6:14.073							
2	2:10.755	29.069	1:02.802	38.884		8:24.828							
3	2:11.090	29.415	1:04.423	37.252		10:35.918							
4	2:02.692	28.068	59.935	34.689		12:38.610							
5	2:04.657	28.979	1:01.359	34.319		14:43.267							
6	2:17.026B	28.265	59.523	49.238		17:00.293							
11	Germán LOPEZ												
Renault Clio Cup IV													
1	12:29.050	...	1:16.632	1:00.517		12:29.050							
2	2:07.651	34.388	1:00.447	32.816		14:36.701							
3	1:53.182	26.162	55.722	31.298		16:29.883							
4	1:55.673	25.754	58.288	31.631		18:25.556							
5	1:52.479	25.869	55.376	31.234		20:18.035							
6	1:52.176	25.779	55.377	31.020		22:10.211							
7	2:13.723B	28.366	1:02.653	42.704		24:23.934							
8	4:55.825	3:25.082	58.679	32.064		29:19.759							
9	1:56.730	27.290	57.473	31.967		31:16.489							
10	1:56.488	27.139	57.262	32.087		33:12.977							
11	1:55.582	26.341	56.813	32.428		35:08.559							
12	1:55.731	26.591	56.818	32.322		37:04.290							
13	1:56.774	26.782	57.969	32.023		39:01.064							
14	1:56.241	26.625	57.249	32.367		40:57.305							
15	2:05.160B	26.733	56.842	41.585		43:02.465							
16	8:05.152	6:33.595	58.890	32.667		51:07.617							
17	1:55.998	26.833	57.655	31.510		53:03.615							
18	1:55.696	26.862	56.850	31.984		54:59.311							
19	1:55.337	26.395	56.591	32.351		56:54.648							
20	1:54.141	26.633	55.937	31.571		58:48.789							
21	1:54.887	26.911	56.054	31.922		1:00:43.676							
13	Esteban PALACIOS												
Hyundai Getz Copa													
1	33:42.104B	...	1:30.331	...		33:42.104							
2	2:40.480	54.087	1:09.182	37.211		36:22.584							
3	2:09.902	29.552	1:04.129	36.221	168.2	38:32.486							
4	2:18.464B	29.796	1:04.176	44.492		40:50.950							
16	Guillem CABRERA												
Renault Megane Supercopa													
1	3:14.769	1:24.373	1:12.039	38.357		3:14.769							
2	2:11.450	30.587	1:05.250	35.613		5:26.219							
3	2:09.267	30.113	1:03.486	35.668		7:35.486							
4	2:08.031	29.234	1:03.675	35.122		9:43.517							
5	2:08.516	30.815	1:02.980	34.721		11:52.033							
6	2:05.576	28.904	1:01.377	35.295		13:57.609							
7	2:04.864	28.159	1:02.489	34.216		16:02.473							
8	2:03.084	28.049	1:00.705	34.330		18:05.557							
9	2:02.978	28.583	1:00.481	33.914		20:08.535							
18	Jesús LAHOZ												
Alfa Romeo GTV 1.750													
1	8:09.186	6:08.360	1:19.903	40.923		8:09.186							
2	2:34.077	40.136	1:15.194	38.747	155.3	10:43.263							
3	2:29.651	37.705	1:12.313	39.633	156.0	13:12.914							
4	2:19.661	32.774	1:07.442	39.445	156.7	15:32.575							
5	2:14.085	32.189	1:05.489	36.407	154.6	17:46.660							
6	2:12.482	31.266	1:05.015	36.201	166.2	19:59.142							
7	2:18.247	31.726	1:09.704	36.817	163.4	22:17.389							
8	22:54.833B	31.480	1:06.934	...	163.8	45:12.222							
9	5:42.570	3:57.768	1:06.631	38.171		50:54.792							
10	2:18.239	33.907	1:07.624	36.708	126.1	53:13.031							
11	2:14.771	32.201	1:05.922	36.648	136.6	55:27.802							
12	2:15.272	30.956	1:02.769	41.547	158.2	57:43.074							
13	2:09.798	32.232	1:02.590	34.976	138.8	59:52.872							
14	2:05.401	29.298	1:01.325	34.778	168.2	1:01:58.273							
19	Santiago PRIETO												
Hyundai Accent GT													
1	4:09.495	2:00.764	1:24.720	44.011		4:09.495							
2	2:31.326	33.880	1:13.748	43.698		6:40.821							
3	2:28.662	34.544	1:12.398	41.720		9:09.483							
4	2:25.688	33.120	1:11.668	40.900		11:35.171							
5	2:22.122	33.300	1:09.401	39.421		13:57.293							
6	2:22.945	33.879	1:09.450	39.616		16:20.238							
7	2:21.048	32.519	1:08.711	39.818		18:41.286							
8	2:18.725	32.063	1:08.578	38.084		21:00.011							
9	2:31.348B	31.628	1:07.234	52.486		23:31.359							
10	6:52.074	5:03.447	1:09.469	39.158		30:23.433							
11	2:14.588	31.770	1:04.979	37.839		32:38.021							
12	2:14.659	31.125	1:05.912	37.622		34:52.680							
13	2:12.897	30.933	1:04.310	37.654		37:05.577							
14	2:12.169	30.181	1:05.126	36.862		39:17.746							
15	2:11.484	30.857	1:03.722	36.905		41:29.230							
16	2:11.219	30.025	1:03.871	37.323		43:40.449							
17	2:47.302B	30.653	1:18.581	58.068		46:27.751							
18	4:32.381	2:45.089	1:06.805	40.487		51:00.132							
19	2:12.287	30.688	1:04.414	37.185		53:12.419							
20	2:14.285	30.625	1:05.588	38.072		55:26.704							
21	2:13.334	30.374	1:03.983	38.977		57:40.038							
22	2:12.790	30.706	1:04.267	37.817		59:52.828							
23	2:12.871	30.485	1:04.694	37.692		1:02:05.699							
20	Carlos DURÁN												
Hyundai Accent GT													
1	3:38.954	1:44.884	1:12.533	41.537		3:38.954							
2	2:18.878	33.237	1:07.051	38.590		5:57.832							
3	2:14.816	30.459	1:06.227	38.130		8:12.648							
4	2:15.137	32.600	1:04.641	37.896		10:27.785							
5	2:16.433	30.388	1:07.605	38.440		12:44.218							
6	2:22.255B	30.434	1:04.779	47.042		15:06.473							



CTO COMUNIDAD VALENCIANA

ROUND 1 - CIRCUIT RICARDO TORMO

Entrenamientos Libres

Sector Analysis

— Invalidated Lap ■ Personal Best ■ Session Best ■ Crossing the pit lane

Lap	Time	Sector 1	Sector 2	Sector 3	T.Sp	Elapsed	Lap	Time	Sector 1	Sector 2	Sector 3	T.Sp	Elapsed
7	32:33.682					47:40.155	6	1:54.957	26.568	56.581	31.808	186.8	13:00.822
8	3:28.182	1:32.111	1:06.728	49.343		51:08.337	7	1:55.196	26.606	56.436	32.154	188.3	14:56.018
9	6:47.661	40.903	1:27.497	4:39.261	111.1	57:55.998	8	2:04.360	27.016	56.459	40.885	188.3	17:00.378
10	2:36.752	53.022	1:05.709	38.021		1:00:32.750	9	3:42.537	2:00.600	1:07.336	34.601		20:42.915

25 Carlos CORTÉS						
Hyundai Getz Copa						
Lap	Time	Sector 1	Sector 2	Sector 3	T.Sp	Elapsed
1	3:27.282	1:21.079	1:24.306	41.897		3:27.282
2	2:24.256	34.229	1:10.371	39.656	155.7	5:51.538
3	2:22.649	33.100	1:09.690	39.859	156.4	8:14.187
4	2:21.910	36.238	1:07.253	38.419	162.3	10:36.097
5	2:09.813	30.285	1:03.583	35.945	164.6	12:45.910
6	2:07.939	29.332	1:02.842	35.765	165.8	14:53.849
7	2:23.322	29.940	1:03.753	49.629	163.8	17:17.171
8	2:45.878	57.581	1:03.218	45.079		20:03.049
9	4:17.163	2:38.715	1:02.830	35.618		24:20.212
10	2:06.869	29.237	1:01.885	35.747	163.8	26:27.081
11	2:07.608	29.449	1:02.486	35.673	163.8	28:34.689
12	2:33.520	29.569	1:16.155	47.796	163.8	31:08.209
13	6:20.765	4:21.156	1:17.264	42.345		37:28.974
14	2:18.180	38.752	1:03.789	35.639	117.4	39:47.154
15	2:04.972	29.115	1:00.804	35.053	163.8	41:52.126
16	2:04.994	29.196	1:00.859	34.939	162.6	43:57.120
17	2:34.872	35.044	1:07.528	52.300	145.5	46:31.992
18	5:20.478	3:42.531	1:02.983	34.964		51:52.470
19	2:02.500	28.566	59.630	34.304	162.3	53:54.970
20	2:01.832	28.206	59.606	34.020	163.0	55:56.802
21	2:00.984	28.092	59.114	33.778	163.8	57:57.786


30 Oliver SALAZAR						
BMW M2 CS Racing						
Lap	Time	Sector 1	Sector 2	Sector 3	T.Sp	Elapsed
1	3:07.679	1:20.859	1:05.712	41.108		3:07.679
2	3:06.425	1:29.780	1:01.730	34.915		6:14.104
3	1:58.820	27.716	58.113	32.991	202.1	8:12.924
4	1:59.373	28.165	59.228	31.980	204.5	10:12.297
5	1:54.218	26.404	56.644	31.170	204.5	12:06.515
6	1:53.732	26.588	55.935	31.209	203.9	14:00.247
7	2:12.631	27.277	1:04.070	41.284	206.9	16:12.878
8	4:53.336	3:27.000	55.538	30.798		21:06.214
9	1:53.680	25.605	56.194	31.881	207.6	22:59.894
10	1:52.644	25.817	55.760	31.067	207.6	24:52.538
11	1:52.968	26.030	55.906	31.032	207.6	26:45.506
12	1:51.063	25.622	54.720	30.721	207.6	28:36.569
13	2:27.160	31.877	1:09.310	45.973	169.8	31:03.729
14	6:11.451	4:40.606	59.301	31.544		37:15.180
15	1:53.511	26.006	56.684	30.821	207.6	39:08.691
16	1:52.224	25.638	55.599	30.987	208.2	41:00.915
17	1:53.820	25.618	55.683	32.519	208.2	42:54.735
18	2:10.941	25.977	55.018	49.946	207.6	45:05.676

34 Luis Alfredo MAURICE						
Renault Clio Cup V						
Lap	Time	Sector 1	Sector 2	Sector 3	T.Sp	Elapsed
1	3:11.683	1:16.509	1:14.576	40.598		3:11.683
2	2:07.078	29.103	1:05.695	32.280	170.7	5:18.761
3	1:56.890	27.343	57.506	32.041	185.3	7:15.651
4	1:55.253	26.971	56.419	31.863	185.3	9:10.904
5	1:54.961	26.786	56.271	31.904	187.8	11:05.865

Lap	Time	Sector 1	Sector 2	Sector 3	T.Sp	Elapsed
6	1:54.957	26.568	56.581	31.808	186.8	13:00.822
7	1:55.196	26.606	56.436	32.154	188.3	14:56.018
8	2:04.360	27.016	56.459	40.885	188.3	17:00.378
9	3:42.537	2:00.600	1:07.336	34.601		20:42.915
10	1:58.193	27.974	57.619	32.600	186.8	22:41.108
11	1:54.696	26.545	56.314	31.837	187.3	24:35.804
12	1:54.783	26.562	56.452	31.769	187.3	26:30.587
13	1:55.130	26.479	56.970	31.681	190.9	28:25.717
14	1:54.335	26.457	56.226	31.652	186.8	30:20.052
15	2:02.302	26.383	56.327	39.592	186.3	32:22.354
16	4:30.171	2:53.444	1:04.385	32.342		36:52.525
17	1:56.453	26.567	56.519	33.367	188.9	38:48.978
18	1:55.285	26.621	56.742	31.922	187.3	40:44.263
19	1:56.728	26.517	57.971	32.240	188.3	42:40.991

40 Jose PALOMAR						
Renault Clio Cup IV						
Lap	Time	Sector 1	Sector 2	Sector 3	T.Sp	Elapsed
1	3:35.771	1:51.457	1:09.019	35.295		3:35.771
2	2:04.479	29.576	1:00.926	33.977	181.4	5:40.250
3	1:55.200	27.140	56.560	31.500	184.8	7:35.450
4	1:53.367	26.472	55.536	31.359	185.3	9:28.817
5	1:53.006	26.491	55.277	31.238	184.8	11:21.823
6	1:52.983	26.371	55.324	31.288	184.8	13:14.806
7	1:53.170	26.370	55.597	31.203	186.3	15:07.976
8	1:52.806	26.081	55.187	31.538	185.3	17:00.782
9	1:53.275	26.349	55.582	31.344	185.8	18:54.057
10	1:54.437	26.101	56.262	32.074	184.8	20:48.494
11	1:54.083	26.756	55.825	31.502	185.3	22:42.577
12	1:53.524	26.078	55.588	31.858	186.3	24:36.101
13	2:03.863	29.218	57.125	37.520	188.9	26:39.964
14	9:01.274	7:27.470	1:01.064	32.740		35:41.238
15	1:56.944	27.667	57.726	31.551	186.8	37:38.182
16	1:52.799	26.078	55.590	31.131	188.3	39:30.981
17	1:52.603	25.930	55.030	31.643	188.3	41:23.584
18	2:05.668	25.946	1:04.383	35.339	187.8	43:29.252
19	7:26.518	5:55.736	58.519	32.263	188.3	50:55.770
20	1:53.817	26.153	55.459	32.205	188.3	52:49.587
21	2:02.425	25.714	1:05.582	31.129	188.3	54:52.012
22	1:54.361	26.122	54.913	33.326	187.8	56:46.373
23	1:52.535	26.240	55.084	31.211	187.3	58:38.908
24	1:52.460	25.982	55.131	31.347	188.3	1:00:31.368

42 Alejandro MESQUITA						
Toyota MR2						
Lap	Time	Sector 1	Sector 2	Sector 3	T.Sp	Elapsed
1	3:59.641	2:19.756	1:05.390	34.495		3:59.641
2	1:58.908	27.476	59.975	31.457	205.1	5:58.549
3	1:54.762	26.233	56.947	31.582	206.3	7:53.311
4	1:53.308	26.240	55.796	31.272	206.9	9:46.619
5	17:29.575	26.736	56.474	...	195.3	27:16.194
6	2:35.192	56.824	1:04.017	34.351		29:51.386
7	1:54.356	26.582	56.451	31.323	198.6	31:45.742
8	1:50.654	25.804	54.462	30.388	205.7	33:36.396
9	1:49.811	25.324	54.097	30.390	205.7	35:26.207
10	2:08.507	28.161	59.179	41.167	194.2	37:34.714
11	9:58.228	7:05.742	1:39.883	1:12.603		47:32.942
12	3:42.548	2:13.293	57.108	32.147		51:15.490



CTO COMUNIDAD VALENCIANA
ROUND 1 - CIRCUIT RICARDO TORMO
Entrenamientos Libres

Sector Analysis

— Invalidated Lap ■ Personal Best ■ Session Best B Crossing the pit lane

Lap	Time	Sector 1	Sector 2	Sector 3	T.Sp	Elapsed	Lap	Time	Sector 1	Sector 2	Sector 3	T.Sp	Elapsed
69	Julian ANGUIX												
Hyundai Accent Cup													
1	13:48.176	...	1:15.229	41.223		13:48.176							
2	2:26.064	33.574	1:12.123	40.367		16:14.240							
3	2:20.123	32.461	1:08.784	38.878		18:34.363							
4	2:18.033	31.564	1:06.815	39.654		20:52.396							
5	2:17.752	31.801	1:07.064	38.887		23:10.148							
6	2:16.499	31.578	1:06.464	38.457		25:26.647							
7	2:16.696	31.506	1:06.046	39.144		27:43.343							
8	2:16.082	31.363	1:06.298	38.421		29:59.425							
9	2:14.678	31.265	1:05.686	37.727		32:14.103							
10	2:15.480	31.717	1:06.126	37.637		34:29.583							
11	2:17.984	31.524	1:05.949	40.511	155.7	36:47.567							