



ROUND 1 - CIRCUIT

RICARDO TORMO

CTO COMUNIDAD VALENCIANA

Results Booklet





CTO COMUNIDAD VALENCIANA ROUND 1 - CIRCUIT RICARDO TORMO Entrenamientos Libres

Classification

No	Driver	Nat	Team	Car	Cl.	Time	Lap Total	Gap	Kph
1	7 Gustavo GOMAR			Peugeot 308 Racing Cup	CL4	1:49.003	13 21	- -	132.3
2	42 Alejandro MESQUITA			Toyota MR2	CL3	1:49.811	9 12	+0.808 +0.808	131.3
3	30 Oliver SALAZAR			BMW M2 CS Racing	CL5	1:51.063	12 18	+2.060 +1.252	129.8
4	11 Germán LOPEZ			Renault Clio Cup IV	CL3	1:52.176	6 21	+3.173 +1.113	128.5
5	40 Jose PALOMAR			Renault Clio Cup IV	CL3	1:52.460	24 24	+3.457 +0.284	128.2
6	8 Manuel BOTELLA			Renault Clio Cup IV	CL3	1:53.033	12 16	+4.030 +0.573	127.6
7	34 Luis Alfredo MAURICE			Renault Clio Cup V	CL3	1:54.335	14 19	+5.332 +1.302	126.1
8	3 Jaime CELA			Citroen Saxo 16v	CL1	1:59.088	24 25	+10.085 +4.753	121.1
9	25 Carlos CORTÉS			Hyundai Getz Copa	CL1	2:00.984	21 21	+11.981 +1.896	119.2
10	16 Guillem CABRERA			Renault Megane Supercopa	CL2	2:01.558	12 14	+12.555 +0.574	118.6
11	5 Vicente Gabriel VALLÉS			Audi TT	CL3	2:01.576	5 6	+12.573 +0.018	118.6
12	10 Martín ACOSTA			Renault Clio Cup III	CL2	2:02.692	4 6	+13.689 +1.116	117.5
13	2 Fátima FARRONA			Renault Clio Sport 172	CL2	2:03.450	5 5	+14.447 +0.758	116.8
14	18 Jesús LAHOZ			Alfa Romeo GTV 1.750	CL2	2:05.401	14 14	+16.398 +1.951	115.0
15	4 Abel HERNANDEZ			Hyundai Accent Cup	CL1	2:09.492	16 16	+20.489 +4.091	111.3
16	13 Esteban PALACIOS			Hyundai Getz Copa	CL1	2:09.902	3 4	+20.899 +0.410	111.0
17	19 Santiago PRIETO			Hyundai Accent GT	CL1	2:11.219	16 23	+22.216 +1.317	109.9
18	69 Julian ANGUIX			Hyundai Accent Cup	CL1	2:14.678	9 11	+25.675 +3.459	107.1
19	20 Carlos DURÁN			Hyundai Accent GT	CL1	2:14.816	3 10	+25.813 +0.138	106.9
20	6 Zoe BALDÓ			Renault Clio 16v	CL2	2:15.675	3 7	+26.672 +0.859	106.3
21	17 Carlos Alberto ACOSTA			Peugeot 206 GTI	CL2				

Fastest Lap: Lap 13 | Gustavo GOMAR | 1:49.003 | 132.3 Kph


Published at:

Track Status: **DRY**

Race Director:

Timekeeper:

Alberto ESTÉBANEZ



CTO COMUNIDAD VALENCIANA ROUND 1 - CIRCUIT RICARDO TORMO

Entrenamientos Libres


Classification by Class

No Driver	Nat	Team	Car	Time	Lap Total	Gap	Kph
CL1							
1	3	Jaime CELA	Citroen Saxo 16v	1:59.088	24 25		121.1
2	25	Carlos CORTÉS	Hyundai Getz Copa	2:00.984	21 21	+1.896 +1.896	119.2
3	4	Abel HERNANDEZ	Hyundai Accent Cup	2:09.492	16 16	+10.404 +8.508	111.3
4	13	Esteban PALACIOS	Hyundai Getz Copa	2:09.902	3 4	+10.814 +0.410	111.0
5	19	Santiago PRIETO	Hyundai Accent GT	2:11.219	16 23	+12.131 +1.317	109.9
6	69	Julian ANGUIX	Hyundai Accent Cup	2:14.678	9 11	+15.590 +3.459	107.1
7	20	Carlos DURÁN	Hyundai Accent GT	2:14.816	3 10	+15.728 +0.138	106.9
CL2							
1	16	Guillem CABRERA	Renault Megane Supercopa	2:01.558	12 14		118.6
2	10	Martín ACOSTA	Renault Clio Cup III	2:02.692	4 6	+1.134 +1.134	117.5
3	2	Fátima FARRONA	Renault Clio Sport 172	2:03.450	5 5	+1.892 +0.758	116.8
4	18	Jesús LAHOZ	Alfa Romeo GTV 1.750	2:05.401	14 14	+3.843 +1.951	115.0
5	6	Zoe BALDÓ	Renault Clio 16v	2:15.675	3 7	+14.117 +10.274	106.3
6	17	Carlos Alberto ACOSTA	Peugeot 206 GTI				
CL3							
1	42	Alejandro MESQUITA	Toyota MR2	1:49.811	9 12		131.3
2	11	Germán LOPEZ	Renault Clio Cup IV	1:52.176	6 21	+2.365 +2.365	128.5
3	40	Jose PALOMAR	Renault Clio Cup IV	1:52.460	24 24	+2.649 +0.284	128.2
4	8	Manuel BOTELLA	Renault Clio Cup IV	1:53.033	12 16	+3.222 +0.573	127.6
5	34	Luis Alfredo MAURICE	Renault Clio Cup V	1:54.335	14 19	+4.524 +1.302	126.1
6	5	Vicente Gabriel VALLÉS	Audi TT	2:01.576	5 6	+11.765 +7.241	118.6
CL4							
1	7	Gustavo GOMAR	Peugeot 308 Racing Cup	1:49.003	13 21		132.3
CL5							
1	30	Oliver SALAZAR	BMW M2 CS Racing	1:51.063	12 18		129.8

Published at:

Track Status: **DRY**


Race Director:	Timekeeper: Alberto ESTÉBANEZ
-----------------------	-----------------------------------------



CTO COMUNIDAD VALENCIANA ROUND 1 - CIRCUIT RICARDO TORMO Entrenamientos Libres

Best Sector Times


Sector 1			Sector 2			Sector 3			Ideal Lap	Best Lap
Pos	No Driver	Time	No Driver	Time	No Driver	Time	Pos	No Driver		
1	7 G.GOMAR	25.287	7 G.GOMAR	53.331	7 G.GOMAR	29.854	1	7 G.GOMAR	1:48.472	1:49.003 (1)
2	42 A.MESQUITA	25.324	42 A.MESQUITA	54.097	42 A.MESQUITA	30.388	2	42 A.MESQUITA	1:49.809	1:49.811 (2)
3	30 O.SALAZAR	25.605	30 O.SALAZAR	54.720	30 O.SALAZAR	30.721	3	30 O.SALAZAR	1:51.046	1:51.063 (3)
4	40 J.PALOMAR	25.714	40 J.PALOMAR	54.913	11 G.LOPEZ	31.020	4	40 J.PALOMAR	1:51.756	1:52.460 (5)
5	11 G.LOPEZ	25.754	11 G.LOPEZ	55.376	40 J.PALOMAR	31.129	5	11 G.LOPEZ	1:52.150	1:52.176 (4)
6	8 M.BOTELLA	26.141	8 M.BOTELLA	55.380	8 M.BOTELLA	31.366	6	8 M.BOTELLA	1:52.887	1:53.033 (6)
7	34 L.MAURICE	26.383	34 L.MAURICE	56.226	34 L.MAURICE	31.652	7	34 L.MAURICE	1:54.261	1:54.335 (7)
8	3 J.CELA	27.475	3 J.CELA	57.971	3 J.CELA	33.370	8	3 J.CELA	1:58.816	1:59.088 (8)
9	5 V.VALLÉS	27.695	25 C.CORTÉS	59.114	16 G.CABRERA	33.423	9	25 C.CORTÉS	2:00.984	2:00.984 (9)
10	16 G.CABRERA	27.784	10 M.ACOSTA	59.523	5 V.VALLÉS	33.557	10	16 G.CABRERA	2:01.010	2:01.558 (10)
11	10 M.ACOSTA	28.068	5 V.VALLÉS	59.773	25 C.CORTÉS	33.778	11	5 V.VALLÉS	2:01.025	2:01.576 (11)
12	25 C.CORTÉS	28.092	16 G.CABRERA	59.803	2 F.FARRONA	34.085	12	10 M.ACOSTA	2:01.910	2:02.692 (12)
13	2 F.FARRONA	28.654	2 F.FARRONA	1:00.711	10 M.ACOSTA	34.319	13	2 F.FARRONA	2:03.450	2:03.450 (13)
14	18 J.LAHOZ	29.298	18 J.LAHOZ	1:01.325	18 J.LAHOZ	34.778	14	18 J.LAHOZ	2:05.401	2:05.401 (14)
15	13 E.PALACIOS	29.552	6 Z.BALDÓ	1:02.596	6 Z.BALDÓ	34.996	15	6 Z.BALDÓ	2:07.248	2:15.675 (20)
16	6 Z.BALDÓ	29.656	4 A.HERNANDEZ	1:03.013	13 E.PALACIOS	36.221	16	4 A.HERNANDEZ	2:09.491	2:09.492 (15)
17	4 A.HERNANDEZ	29.822	19 S.PRIETO	1:03.722	4 A.HERNANDEZ	36.656	17	13 E.PALACIOS	2:09.902	2:09.902 (16)
18	19 S.PRIETO	30.025	13 E.PALACIOS	1:04.129	19 S.PRIETO	36.862	18	19 S.PRIETO	2:10.609	2:11.219 (17)
19	20 C.DURÁN	30.388	20 C.DURÁN	1:04.641	69 J.ANGUIX	37.637	19	20 C.DURÁN	2:12.925	2:14.816 (19)
20	69 J.ANGUIX	31.265	69 J.ANGUIX	1:05.686	20 C.DURÁN	37.896	20	69 J.ANGUIX	2:14.588	2:14.678 (18)



CTO COMUNIDAD VALENCIANA
ROUND 1 - CIRCUIT RICARDO TORMO
Entrenamientos Libres

Best Top Speed


No Driver	Team	Class	Top 1		Top 2		Top 3		Top 4		Top 5		Avg
			Kph	Lap	Kph	Lap	Kph	Lap	Kph	Lap	Kph	Lap	
30	Oliver SALAZAR	CL5	208.2	17	208.2	16	207.6	18	207.6	15	207.6	12	207,8
42	Alejandro MESQUITA	CL3	206.9	4	206.3	3	205.7	9	205.7	8	205.1	2	205,9
7	Gustavo GOMAR	CL4	205.7	7	205.1	19	205.1	14	204.5	12	204.5	18	205,0
8	Manuel BOTELLA	CL3	190.9	8	189.9	15	189.4	9	188.9	10	188.3	14	189,5
34	Luis Alfredo MAURICE	CL3	190.9	13	188.9	17	188.3	19	188.3	8	188.3	7	188,9
40	Jose PALOMAR	CL3	188.9	13	188.3	16	188.3	17	188.3	19	188.3	20	188,4
3	Jaime CELA	CL1	185.8	7	185.3	24	184.8	15	184.8	13	184.8	12	185,1
5	Vicente Gabriel VALLÉS	CL3	184.3	6	182.9	5	173.2	2	171.1	4	170.7	3	176,4
13	Esteban PALACIOS	CL1	168.2	3									168,2
18	Jesús LAHOZ	CL2	168.2	14	166.2	6	163.8	8	163.4	7	158.2	12	164,0
25	Carlos CORTÉS	CL1	165.8	6	164.6	5	163.8	7	163.8	10	163.8	11	164,4
69	Julian ANGUIX	CL1	155.7	11									155,7
20	Carlos DURÁN	CL1	111.1	9									111,1
2	Fátima FARRONA	CL2											
4	Abel HERNANDEZ	CL1											
6	Zoe BALDÓ	CL2											
10	Martín ACOSTA	CL2											
11	Germán LOPEZ	CL3											
16	Guillem CABRERA	CL2											
17	Carlos Alberto ACOSTA	CL2											
19	Santiago PRIETO	CL1											



CTO COMUNIDAD VALENCIANA
ROUND 1 - CIRCUIT RICARDO TORMO
Entrenamientos Libres

Fastest Lap Sequence

Elapsed	No	Driver	Team	Car	Class	Time	Kph	Lap
5:18.761	34	Luis Alfredo MAURICE		Renault Clio Cup V	CL3	2:07.078	113.5	2
5:40.250	40	Jose PALOMAR		Renault Clio Cup IV	CL3	2:04.479	115.8	2
5:58.549	42	Alejandro MESQUITA		Toyota MR2	CL3	1:58.908	121.3	2
7:15.651	34	Luis Alfredo MAURICE		Renault Clio Cup V	CL3	1:56.890	123.3	3
7:35.450	40	Jose PALOMAR		Renault Clio Cup IV	CL3	1:55.200	125.2	3
7:53.311	42	Alejandro MESQUITA		Toyota MR2	CL3	1:54.762	125.6	3
9:28.817	40	Jose PALOMAR		Renault Clio Cup IV	CL3	1:53.367	127.2	4
9:46.619	42	Alejandro MESQUITA		Toyota MR2	CL3	1:53.308	127.2	4
11:21.823	40	Jose PALOMAR		Renault Clio Cup IV	CL3	1:53.006	127.6	5
13:14.806	40	Jose PALOMAR		Renault Clio Cup IV	CL3	1:52.983	127.6	6
16:26.552	7	Gustavo GOMAR		Peugeot 308 Racing Cup	CL4	1:52.934	127.7	6
17:00.782	40	Jose PALOMAR		Renault Clio Cup IV	CL3	1:52.806	127.8	8
20:12.267	7	Gustavo GOMAR		Peugeot 308 Racing Cup	CL4	1:52.613	128.0	8
20:18.035	11	Germán LOPEZ		Renault Clio Cup IV	CL3	1:52.479	128.2	5
22:10.211	11	Germán LOPEZ		Renault Clio Cup IV	CL3	1:52.176	128.5	6
23:55.474	7	Gustavo GOMAR		Peugeot 308 Racing Cup	CL4	1:49.713	131.4	10
25:44.667	7	Gustavo GOMAR		Peugeot 308 Racing Cup	CL4	1:49.193	132.0	11
29:24.113	7	Gustavo GOMAR		Peugeot 308 Racing Cup	CL4	1:49.003	132.3	13



CTO COMUNIDAD VALENCIANA


ROUND 1 - CIRCUIT RICARDO TORMO

Entrenamientos Libres

Sector Analysis

— Invalidated Lap ■ Personal Best ■ Session Best B Crossing the pit lane

Lap	Time	Sector 1	Sector 2	Sector 3	T.Sp	Elapsed	Lap	Time	Sector 1	Sector 2	Sector 3	T.Sp	Elapsed
2 Fátima FARRONA Renault Clio Sport 172							5 Vicente Gabriel VALLÉS Audi TT						
1	50:09.802 B	2:53.176	1:32.146	...		50:09.802	1	10:19.932	8:29.362	1:11.946	38.624		10:19.932
2	2:46.170	58.373	1:09.260	38.537		52:55.972	2	2:13.259	32.749	1:04.314	36.196	173.2	12:33.191
3	2:12.269	30.643	1:05.733	35.893		55:08.241	3	2:10.416	33.417	1:01.066	35.933	170.7	14:43.607
4	2:05.900	30.185	1:01.474	34.241		57:14.141	4	2:06.029	28.994	1:02.621	34.414	171.1	16:49.636
5	2:03.450	28.654	1:00.711	34.085		59:17.591	5	2:01.576	28.246	59.773	33.557	182.9	18:51.212
							6	2:02.187	27.695	1:00.201	34.291	184.3	20:53.399
3 Jaime CELA Citroen Saxo 16v							6 Zoe BALDÓ Renault Clio 16v						
1	4:03.197	2:11.844	1:11.888	39.465		4:03.197	1	3:51.568	1:43.182	1:22.377	46.009		3:51.568
2	2:15.022	31.557	1:06.281	37.184	174.1	6:18.219	2	2:40.700	37.201	1:23.384	40.115		6:32.268
3	2:09.672	28.907	1:05.659	35.106	179.5	8:27.891	3	2:15.675	31.575	1:08.125	35.975		8:47.943
4	2:05.418	28.207	1:01.803	35.408	184.3	10:33.309	4	2:48.856 B	30.562	1:06.022	1:12.272		11:36.799
5	2:05.018	28.370	1:01.433	35.215	182.4	12:38.327	5	4:34.832	2:56.934	1:02.902	34.996		16:11.631
6	2:06.577	29.000	1:03.387	34.190	183.8	14:44.904	6	2:25.117 B	29.905	1:03.612	51.600		18:36.748
7	2:03.678	28.225	1:01.189	34.264	185.8	16:48.582	7	3:18.575	1:40.270	1:02.596	35.709		21:55.323
8	2:01.319	28.292	59.025	34.002	180.9	18:49.901							
9	2:17.254 B	27.971	1:00.492	48.791	181.9	21:07.155							
10	5:22.994	3:45.121	1:03.304	34.569		26:30.149							
11	2:04.452	28.580	1:00.806	35.066	183.3	28:34.601							
12	2:00.995	27.764	59.675	33.556	184.8	30:35.596							
13	2:00.452	27.475	58.906	34.071	184.8	32:36.048							
14	2:00.333	28.062	58.901	33.370	179.1	34:36.381							
15	1:59.974	27.694	58.812	33.468	184.8	36:36.355							
16	2:01.873	27.882	59.950	34.041	183.3	38:38.228							
17	2:04.439	27.755	1:00.592	36.092	183.8	40:42.667							
18	2:00.961	27.672	59.466	33.823	182.9	42:43.628							
19	2:18.345 B	27.547	58.352	52.446	184.3	45:01.973							
20	6:15.227	4:39.291	1:01.749	34.187		51:17.200							
21	2:00.969	28.185	59.336	33.448	184.3	53:18.169							
22	2:00.341	27.477	58.498	34.366	184.3	55:18.510							
23	2:00.178	27.597	58.379	34.202	180.9	57:18.688							
24	1:59.088	27.521	57.971	33.596	185.3	59:17.776							
25	2:48.820 B	32.084	1:15.668	1:01.068	182.9	1:02:06.596							
4 Abel HERNANDEZ Hyundai Accent Cup							7 Gustavo GOMAR Peugeot 308 Racing Cup						
1	3:22.162	1:26.675	1:14.763	40.724		3:22.162	1	4:06.356	1:49.064	1:39.047	38.245		4:06.356
2	2:17.821	31.826	1:06.734	39.261		5:39.983	2	2:18.357 B	34.668	1:00.862	42.827	162.3	6:24.713
3	2:14.208	30.661	1:05.196	38.351		7:54.191	3	4:10.388	2:29.020	1:05.515	35.853		10:35.101
4	2:17.896	32.773	1:06.601	38.522		10:12.087	4	2:01.678	27.532	1:00.719	33.427	203.3	12:36.779
5	2:13.052	30.717	1:04.300	38.035		12:25.139	5	1:56.839	27.664	56.859	32.316	203.9	14:33.618
6	2:15.023	30.736	1:04.181	40.106		14:40.162	6	1:52.934	26.460	55.824	30.650	202.7	16:26.552
7	2:16.617	31.231	1:08.050	37.336		16:56.779	7	1:53.102	26.137	55.632	31.333	205.7	18:19.654
8	2:13.668	31.823	1:04.517	37.328		19:10.447	8	1:52.613	26.100	55.782	30.731	203.3	20:12.267
9	2:12.130	31.196	1:03.862	37.072		21:22.577	9	1:53.494	26.152	56.711	30.631	203.9	22:05.761
10	7:50.721 B	30.490	1:18.288	6:01.943		29:13.298	10	1:49.713	25.809	53.554	30.350	202.1	23:55.474
11	2:43.757	57.204	1:09.667	36.886		31:57.055	11	1:49.193	25.287	53.841	30.065	202.7	25:44.667
12	2:12.407	30.669	1:04.144	37.594		34:09.462	12	1:50.443	25.954	53.726	30.763	204.5	27:35.110
13	2:11.971	30.454	1:04.584	36.933		36:21.433	13	1:49.003	25.564	53.331	30.108	203.9	29:24.113
14	2:10.218	29.822	1:03.631	36.765		38:31.651	14	1:57.404 B	25.513	53.432	38.459	205.1	31:21.517
15	2:13.644	30.270	1:06.030	37.344		40:45.295	15	15:08.508 B	...	1:17.663	59.281		46:30.025
16	2:09.492	29.823	1:03.013	36.656		42:54.787	16	4:26.406	2:56.473	58.981	30.952		50:56.431
							17	1:51.102	26.175	54.435	30.492	186.3	52:47.533
							18	1:50.266	25.780	54.274	30.212	204.5	54:37.799
							19	1:49.836	25.454	53.697	30.685	205.1	56:27.635
							20	1:49.626	25.490	53.491	30.645	204.5	58:17.261
							21	1:49.015	25.614	53.547	29.854	202.1	1:00:06.276
8 Manuel BOTELLA Renault Clio Cup IV							8 Manuel BOTELLA Renault Clio Cup IV						
1	23:06.155	...	1:08.661	38.228		23:06.155	1	23:06.155	...	1:08.661	38.228		23:06.155
2	2:04.316	30.261	59.869	34.186	175.0	25:10.471	2	2:04.316	30.261	59.869	34.186	175.0	25:10.471
3	1:57.103	28.012	57.081	32.010	185.8	27:07.574	3	1:57.103	28.012	57.081	32.010	185.8	27:07.574
4	1:55.817	27.009	55.991	32.817	187.3	29:03.391	4	1:55.817	27.009	55.991	32.817	187.3	29:03.391
5	2:11.173 B	26.717	55.969	48.487	186.8	31:14.564	5	2:11.173 B	26.717	55.969	48.487	186.8	31:14.564
6	6:12.093	4:00.516	1:24.031	47.546		37:26.657	6	6:12.093	4:00.516	1:24.031	47.546		37:26.657
7	2:05.270	35.386	58.518	31.366	120.0	39:31.927	7	2:05.270	35.386	58.518	31.366	120.0	39:31.927
8	1:54.446	26.141	55.982	32.323	190.9	41:26.373	8	1:54.446	26.141	55.982	32.323	190.9	41:26.373
9	1:54.328	26.374	56.235	31.719	189.4	43:20.701	9	1:54.328	26.374	56.235	31.719	189.4	43:20.701
10	2:33.752 B	26.545	1:05.443	1:01.764	188.9	45:54.453	10	2:33.752 B	26.545	1:05.443	1:01.764	188.9	45:54.453
11	4:52.014	3:22.570	57.476	31.968		50:46.467	11	4:52.014	3:22.570	57.476	31.968		50:46.467




CTO COMUNIDAD VALENCIANA

ROUND 1 - CIRCUIT RICARDO TORMO

Entrenamientos Libres

Sector Analysis

— Invalidated Lap							■ Personal Best							■ Session Best							B Crossing the pit lane																																																																																																																																																		
Lap	Time	Sector 1	Sector 2	Sector 3	T.Sp	Elapsed	Lap	Time	Sector 1	Sector 2	Sector 3	T.Sp	Elapsed	Lap	Time	Sector 1	Sector 2	Sector 3	T.Sp	Elapsed	Lap	Time	Sector 1	Sector 2	Sector 3	T.Sp	Elapsed																																																																																																																																												
10	1:53.033	26.222	55.380	31.431	187.3	52:39.500	10	2:03.382	28.201	1:00.911	34.270		22:11.917	11	2:01.755	28.522	59.810	33.423		24:13.672	12	2:01.558	27.784	59.963	33.811		26:15.230	13	2:20.313	29.105	1:14.258	36.950		28:35.543	14	4:05.722	27.893	59.803	2:38.026		32:41.265																																																																																																																														
10 Martin ACOSTA Renault Clio Cup III							18 Jesús LAHOZ Alfa Romeo GTV 1.750																																																																																																																																																																
1	6:14.073	4:13.882	1:22.267	37.924		6:14.073	1	8:09.186	6:08.360	1:19.903	40.923		8:09.186	2	2:34.077	40.136	1:15.194	38.747	155.3	10:43.263	3	2:29.651	37.705	1:12.313	39.633	156.0	13:12.914	4	2:19.661	32.774	1:07.442	39.445	156.7	15:32.575	5	2:14.085	32.189	1:05.489	36.407	154.6	17:46.660	6	2:12.482	31.266	1:05.015	36.201	166.2	19:59.142	7	2:18.247	31.726	1:09.704	36.817	163.4	22:17.389	8	22:54.833 B	31.480	1:06.934	...	163.8	45:12.222	9	5:42.570	3:57.768	1:06.631	38.171		50:54.792	10	2:18.239	33.907	1:07.624	36.708	126.1	53:13.031	11	2:14.771	32.201	1:05.922	36.648	136.6	55:27.802	12	2:15.272	30.956	1:02.769	41.547	158.2	57:43.074	13	2:09.798	32.232	1:02.590	34.976	138.8	59:52.872	14	2:05.401	29.298	1:01.325	34.778	168.2	1:01:58.273																																																															
11 Germán LOPEZ Renault Clio Cup IV							19 Santiago PRIETO Hyundai Accent GT																																																																																																																																																																
1	12:29.050	...	1:16.632	1:00.517		12:29.050	1	4:09.495	2:00.764	1:24.720	44.011		4:09.495	2	2:31.326	33.880	1:13.748	43.698		6:40.821	3	2:28.662	34.544	1:12.398	41.720		9:09.483	4	2:25.688	33.120	1:11.668	40.900		11:35.171	5	2:22.122	33.300	1:09.401	39.421		13:57.293	6	2:22.945	33.879	1:09.450	39.616		16:20.238	7	2:21.048	32.519	1:08.711	39.818		18:41.286	8	2:18.725	32.063	1:08.578	38.084		21:00.011	9	2:31.348 B	31.628	1:07.234	52.486		23:31.359	10	6:52.074	5:03.447	1:09.469	39.158		30:23.433	11	2:14.588	31.770	1:04.979	37.839		32:38.021	12	2:14.659	31.125	1:05.912	37.622		34:52.680	13	2:12.897	30.933	1:04.310	37.654		37:05.577	14	2:12.169	30.181	1:05.126	36.862		39:17.746	15	2:11.484	30.857	1:03.722	36.905		41:29.230	16	2:11.219	30.025	1:03.871	37.323		43:40.449	17	2:47.302 B	30.653	1:18.581	58.068		46:27.751	18	4:32.381	2:45.089	1:06.805	40.487		51:00.132	19	2:12.287	30.688	1:04.414	37.185		53:12.419	20	2:14.285	30.625	1:05.588	38.072		55:26.704	21	2:13.334	30.374	1:03.983	38.977		57:40.038	22	2:12.790	30.706	1:04.267	37.817		59:52.828	23	2:12.871	30.485	1:04.694	37.692		1:02:05.699
13 Esteban PALACIOS Hyundai Getz Copa							20 Carlos DURÁN Hyundai Accent GT																																																																																																																																																																
1	33:42.104 B	...	1:30.331	...		33:42.104	1	3:38.954	1:44.884	1:12.533	41.537		3:38.954	2	2:18.878	33.237	1:07.051	38.590		5:57.832	3	2:14.816	30.459	1:06.227	38.130		8:12.648	4	2:15.137	32.600	1:04.641	37.896		10:27.785	5	2:16.433	30.388	1:07.605	38.440		12:44.218	6	2:22.255 B	30.434	1:04.779	47.042		15:06.473																																																																																																																							
16 Guillem CABRERA Renault Megane Supercopa																																																																																																																																																																							
1	3:14.769	1:24.373	1:12.039	38.357		3:14.769																																																																																																																																																																	
2	2:11.450	30.587	1:05.250	35.613		5:26.219																																																																																																																																																																	
3	2:09.267	30.113	1:03.486	35.668		7:35.486																																																																																																																																																																	
4	2:08.031	29.234	1:03.675	35.122		9:43.517																																																																																																																																																																	
5	2:08.516	30.815	1:02.980	34.721		11:52.033																																																																																																																																																																	
6	2:05.576	28.904	1:01.377	35.295		13:57.609																																																																																																																																																																	
7	2:04.864	28.159	1:02.489	34.216		16:02.473																																																																																																																																																																	
8	2:03.084	28.049	1:00.705	34.330		18:05.557																																																																																																																																																																	
9	2:02.978	28.583	1:00.481	33.914		20:08.535																																																																																																																																																																	



CTO COMUNIDAD VALENCIANA

ROUND 1 - CIRCUIT RICARDO TORMO

Entrenamientos Libres

Sector Analysis

— Invalidated Lap ■ Personal Best ■ Session Best ■ Crossing the pit lane

Lap	Time	Sector 1	Sector 2	Sector 3	T.Sp	Elapsed	
7	32:33.682	B				47:40.155	
8	3:28.182	1:32.111	1:06.728	49.343		51:08.337	
9	6:47.661	B	40.903	1:27.497	4:39.261	111.1	57:55.998
10	2:36.752	53.022	1:05.709	38.021		1:00:32.750	

25 Carlos CORTÉS							
Hyundai Getz Copa							
Lap	Time	Sector 1	Sector 2	Sector 3	T.Sp	Elapsed	
1	3:27.282	1:21.079	1:24.306	41.897		3:27.282	
2	2:24.256	34.229	1:10.371	39.656	155.7	5:51.538	
3	2:22.649	33.100	1:09.690	39.859	156.4	8:14.187	
4	2:21.910	36.238	1:07.253	38.419	162.3	10:36.097	
5	2:09.813	30.285	1:03.583	35.945	164.6	12:45.910	
6	2:07.939	29.332	1:02.842	35.765	165.8	14:53.849	
7	2:23.322	B	29.940	1:03.753	49.629	163.8	17:17.171
8	2:45.878	B	57.581	1:03.218	45.079		20:03.049
9	4:17.163	2:38.715	1:02.830	35.618		24:20.212	
10	2:06.869	29.237	1:01.885	35.747	163.8	26:27.081	
11	2:07.608	29.449	1:02.486	35.673	163.8	28:34.689	
12	2:33.520	B	29.569	1:16.155	47.796	163.8	31:08.209
13	6:20.765	4:21.156	1:17.264	42.345		37:28.974	
14	2:18.180	38.752	1:03.789	35.639	117.4	39:47.154	
15	2:04.972	29.115	1:00.804	35.053	163.8	41:52.126	
16	2:04.994	29.196	1:00.859	34.939	162.6	43:57.120	
17	2:34.872	B	35.044	1:07.528	52.300	145.5	46:31.992
18	5:20.478	3:42.531	1:02.983	34.964		51:52.470	
19	2:02.500	28.566	59.630	34.304	162.3	53:54.970	
20	2:01.832	28.206	59.606	34.020	163.0	55:56.802	
21	2:00.984	28.092	59.114	33.778	163.8	57:57.786	


30 Oliver SALAZAR							
BMW M2 CS Racing							
Lap	Time	Sector 1	Sector 2	Sector 3	T.Sp	Elapsed	
1	3:07.679	B	1:20.859	1:05.712	41.108	3:07.679	
2	3:06.425	1:29.780	1:01.730	34.915		6:14.104	
3	1:58.820	27.716	58.113	32.991	202.1	8:12.924	
4	1:59.373	28.165	59.228	31.980	204.5	10:12.297	
5	1:54.218	26.404	56.644	31.170	204.5	12:06.515	
6	1:53.732	26.588	55.935	31.209	203.9	14:00.247	
7	2:12.631	B	27.277	1:04.070	41.284	206.9	16:12.878
8	4:53.336	3:27.000	55.538	30.798		21:06.214	
9	1:53.680	25.605	56.194	31.881	207.6	22:59.894	
10	1:52.644	25.817	55.760	31.067	207.6	24:52.538	
11	1:52.968	26.030	55.906	31.032	207.6	26:45.506	
12	1:51.063	25.622	54.720	30.721	207.6	28:36.569	
13	2:27.160	B	31.877	1:09.310	45.973	169.8	31:03.729
14	6:11.451	4:40.606	59.301	31.544		37:15.180	
15	1:53.511	26.006	56.684	30.821	207.6	39:08.691	
16	1:52.224	25.638	55.599	30.987	208.2	41:00.915	
17	1:53.820	25.618	55.683	32.519	208.2	42:54.735	
18	2:10.941	B	25.977	55.018	49.946	207.6	45:05.676

34 Luis Alfredo MAURICE						
Renault Clio Cup V						
Lap	Time	Sector 1	Sector 2	Sector 3	T.Sp	Elapsed
1	3:11.683	1:16.509	1:14.576	40.598		3:11.683
2	2:07.078	29.103	1:05.695	32.280	170.7	5:18.761
3	1:56.890	27.343	57.506	32.041	185.3	7:15.651
4	1:55.253	26.971	56.419	31.863	185.3	9:10.904
5	1:54.961	26.786	56.271	31.904	187.8	11:05.865

Lap	Time	Sector 1	Sector 2	Sector 3	T.Sp	Elapsed	
6	1:54.957	26.568	56.581	31.808	186.8	13:00.822	
7	1:55.196	26.606	56.436	32.154	188.3	14:56.018	
8	2:04.360	B	27.016	56.459	40.885	188.3	17:00.378
9	3:42.537	2:00.600	1:07.336	34.601		20:42.915	
10	1:58.193	27.974	57.619	32.600	186.8	22:41.108	
11	1:54.696	26.545	56.314	31.837	187.3	24:35.804	
12	1:54.783	26.562	56.452	31.769	187.3	26:30.587	
13	1:55.130	26.479	56.970	31.681	190.9	28:25.717	
14	1:54.335	26.457	56.226	31.652	186.8	30:20.052	
15	2:02.302	B	26.383	56.327	39.592	186.3	32:22.354
16	4:30.171	2:53.444	1:04.385	32.342		36:52.525	
17	1:56.453	26.567	56.519	33.367	188.9	38:48.978	
18	1:55.285	26.621	56.742	31.922	187.3	40:44.263	
19	1:56.728	26.517	57.971	32.240	188.3	42:40.991	

40 Jose PALOMAR							
Renault Clio Cup IV							
Lap	Time	Sector 1	Sector 2	Sector 3	T.Sp	Elapsed	
1	3:35.771	1:51.457	1:09.019	35.295		3:35.771	
2	2:04.479	29.576	1:00.926	33.977	181.4	5:40.250	
3	1:55.200	27.140	56.560	31.500	184.8	7:35.450	
4	1:53.367	26.472	55.536	31.359	185.3	9:28.817	
5	1:53.006	26.491	55.277	31.238	184.8	11:21.823	
6	1:52.983	26.371	55.324	31.288	184.8	13:14.806	
7	1:53.170	26.370	55.597	31.203	186.3	15:07.976	
8	1:52.806	26.081	55.187	31.538	185.3	17:00.782	
9	1:53.275	26.349	55.582	31.344	185.8	18:54.057	
10	1:54.437	26.101	56.262	32.074	184.8	20:48.494	
11	1:54.083	26.756	55.825	31.502	185.3	22:42.577	
12	1:53.524	26.078	55.588	31.858	186.3	24:36.101	
13	2:03.863	B	29.218	57.125	37.520	188.9	26:39.964
14	9:01.274	7:27.470	1:01.064	32.740		35:41.238	
15	1:56.944	27.667	57.726	31.551	186.8	37:38.182	
16	1:52.799	26.078	55.590	31.131	188.3	39:30.981	
17	1:52.603	25.930	55.030	31.643	188.3	41:23.584	
18	2:05.668	25.946	1:04.383	35.339	187.8	43:29.252	
19	7:26.518	5:55.736	58.519	32.263	188.3	50:55.770	
20	1:53.817	26.153	55.459	32.205	188.3	52:49.587	
21	2:02.425	25.714	1:05.582	31.129	188.3	54:52.012	
22	1:54.361	26.122	54.913	33.326	187.8	56:46.373	
23	1:52.535	26.240	55.084	31.211	187.3	58:38.908	
24	1:52.460	25.982	55.131	31.347	188.3	1:00:31.368	

42 Alejandro MESQUITA							
Toyota MR2							
Lap	Time	Sector 1	Sector 2	Sector 3	T.Sp	Elapsed	
1	3:59.641	2:19.756	1:05.390	34.495		3:59.641	
2	1:58.908	27.476	59.975	31.457	205.1	5:58.549	
3	1:54.762	26.233	56.947	31.582	206.3	7:53.311	
4	1:53.308	26.240	55.796	31.272	206.9	9:46.619	
5	17:29.575	B	26.736	56.474	...	195.3	27:16.194
6	2:35.192	56.824	1:04.017	34.351		29:51.386	
7	1:54.356	26.582	56.451	31.323	198.6	31:45.742	
8	1:50.654	25.804	54.462	30.388	205.7	33:36.396	
9	1:49.811	25.324	54.097	30.390	205.7	35:26.207	
10	2:08.507	B	28.161	59.179	41.167	194.2	37:34.714
11	9:58.228	B	7:05.742	1:39.883	1:12.603		47:32.942
12	3:42.548	2:13.293	57.108	32.147		51:15.490	




CTO COMUNIDAD VALENCIANA
ROUND 1 - CIRCUIT RICARDO TORMO
Entrenamientos Libres

Sector Analysis

— Invalidated Lap ■ Personal Best ■ Session Best B Crossing the pit lane

Lap	Time	Sector 1	Sector 2	Sector 3	T.Sp	Elapsed	Lap	Time	Sector 1	Sector 2	Sector 3	T.Sp	Elapsed
69	Julian ANGUIX												
Hyundai Accent Cup													
1	13:48.176	...	1:15.229	41.223		13:48.176							
2	2:26.064	33.574	1:12.123	40.367		16:14.240							
3	2:20.123	32.461	1:08.784	38.878		18:34.363							
4	2:18.033	31.564	1:06.815	39.654		20:52.396							
5	2:17.752	31.801	1:07.064	38.887		23:10.148							
6	2:16.499	31.578	1:06.464	38.457		25:26.647							
7	2:16.696	31.506	1:06.046	39.144		27:43.343							
8	2:16.082	31.363	1:06.298	38.421		29:59.425							
9	2:14.678	31.265	1:05.686	37.727		32:14.103							
10	2:15.480	31.717	1:06.126	37.637		34:29.583							
11	2:17.984	31.524	1:05.949	40.511	155.7	36:47.567							




CTO COMUNIDAD VALENCIANA
ROUND 1 - CIRCUIT RICARDO TORMO
Entrenamientos Libres

Race Director Report

Hour	Flag	Message
10:33:41		APERTURA PIT LANE A LAS 10.40


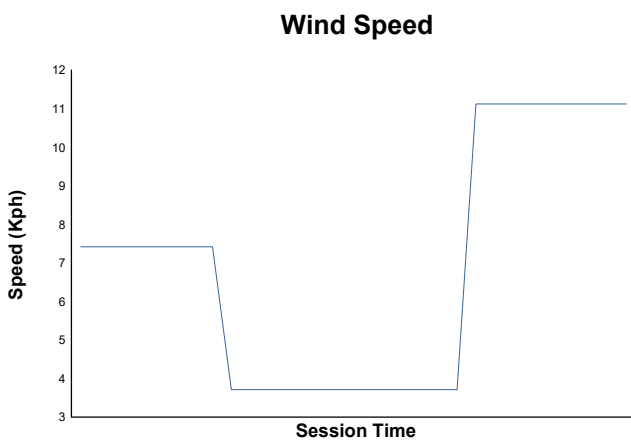
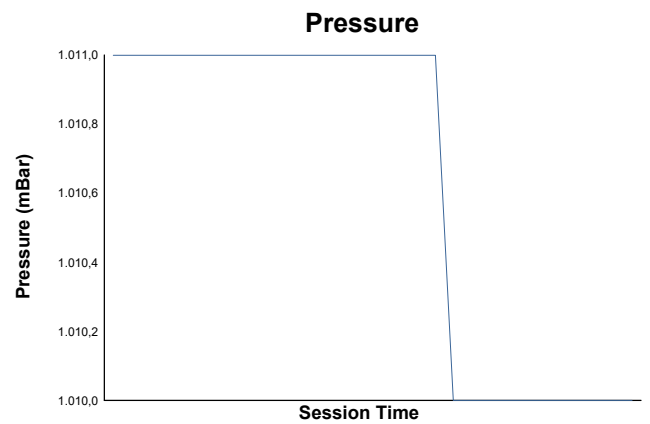
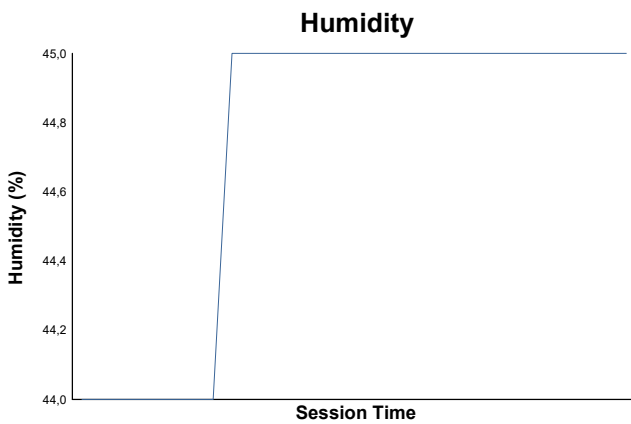
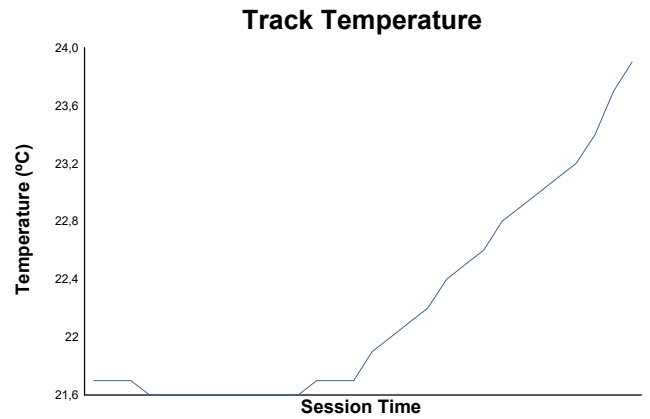
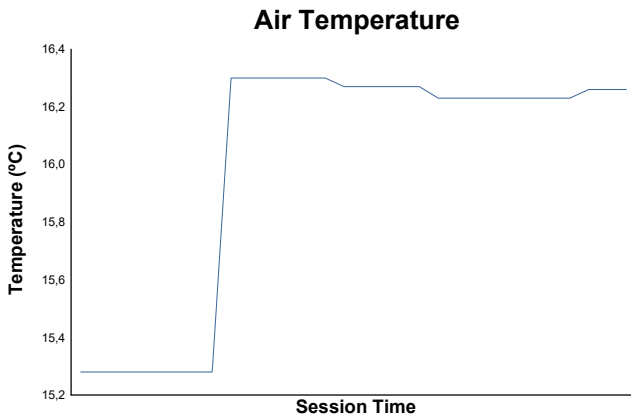
Published at:

Race Director:	Timekeeper: Alberto ESTÉBANEZ
-----------------------	-----------------------------------------




ROUND 1 - CIRCUIT RICARDO TORMO
CTO COMUNIDAD VALENCIANA
Entrenamientos Libres

Weather Report



Track Status: **DRY**



CTO COMUNIDAD VALENCIANA ROUND 1 - CIRCUIT RICARDO TORMO Entrenamientos Clasificatorios 1

Final Classification

No	Driver	Nat	Team	Car	Cl.	Time	Lap Total	Gap	Kph
1	7 Gustavo GOMAR			Peugeot 308 Racing Cup	CL4	1:50.271	6 7	-	130.8
2	40 Jose PALOMAR			Renault Clio Cup IV	CL3	1:53.228	6 7	+2.957	127.3
3	34 Luis Alfredo MAURICE			Renault Clio Cup V	CL3	1:53.307	7 7	+3.036	127.2
4	8 Manuel BOTELLA			Renault Clio Cup IV	CL3	1:54.143	5 8	+3.872	126.3
5	5 Vicente Gabriel VALLÉS			Audi TT	CL3	1:59.578	7 7	+9.307	120.6
6	3 Jaime CELA			Citroen Saxo 16v	CL1	2:01.091	5 6	+10.820	119.1
7	16 Guillem CABRERA			Renault Megane Supercopa	CL2	2:02.573	6 6	+12.302	117.6
8	2 Fátima FARRONA			Renault Clio Sport 172	CL2	2:02.643	6 6	+12.372	117.6
9	6 Zoe BALDÓ			Renault Clio 16v	CL2	2:03.663	6 6	+13.392	116.6
10	18 Jesús LAHOZ			Alfa Romeo GTV 1.750	CL2	2:05.671	4 5	+15.400	114.7
11	17 Carlos Alberto ACOSTA			Peugeot 206 GTI	CL2	2:06.855	6 6	+16.584	113.7
12	25 Carlos CORTÉS			Hyundai Getz Copa	CL1	2:08.517	5 6	+18.246	112.2
13	13 Esteban PALACIOS			Hyundai Getz Copa	CL1	2:09.163	5 5	+18.892	111.6
14	20 Carlos DURÁN			Hyundai Accent GT	CL1	2:10.737	6 6	+20.466	110.3
15	4 Abel HERNANDEZ			Hyundai Accent Cup	CL1	2:12.085	6 6	+21.814	109.2
16	69 Julian ANGUIX			Hyundai Accent Cup	CL1	2:16.315	4 6	+26.044	105.8
17	19 Maya SERRAT			Hyundai Accent GT	CL1	2:16.718	4 6	+26.447	105.5
18	10 Martín ACOSTA			Renault Clio Cup III	CL2				
19	11 Jose Luis ALBORS			Renault Clio Cup IV	CL3		1		
20	30 Oliver SALAZAR			BMW M2 CS Racing	CL5		7		
21	42 Alejandro MESQUITA			Toyota MR2	CL3				


Fastest Lap: Lap 6 Gustavo GOMAR 1:50.271 130.8 Kph

COCHES #3, #5, #13, #16, #30 & #34 - VARIOS TIEMPOS DE VUELTA ELIMINADOS - LIMITES DE PISTA
COCHE #11 - TODOS LOS TIEMPOS ELIMINADOS - DOC 07 - Art. 17.16

Published at:

Track Status: **DRY**

	<p>Timekeeper: Alberto ESTÉBANEZ</p>
--	-------------------------------------------------



CTO COMUNIDAD VALENCIANA

ROUND 1 - CIRCUIT RICARDO TORMO

Entrenamientos Clasificatorios 1

Final Classification by Class


No Driver	Nat	Team	Car	Time	Lap Total	Gap	Kph
CL1							
1	3	Jaime CELA	Citroen Saxo 16v	2:01.091	5	6	119.1
2	25	Carlos CORTÉS	Hyundai Getz Copa	2:08.517	5	6	+7.426 112.2
3	13	Esteban PALACIOS	Hyundai Getz Copa	2:09.163	5	5	+8.072 +0.646 111.6
4	20	Carlos DURÁN	Hyundai Accent GT	2:10.737	6	6	+9.646 +1.574 110.3
5	4	Abel HERNANDEZ	Hyundai Accent Cup	2:12.085	6	6	+10.994 +1.348 109.2
6	69	Julian ANGUIX	Hyundai Accent Cup	2:16.315	4	6	+15.224 +4.230 105.8
7	19	Maya SERRAT	Hyundai Accent GT	2:16.718	4	6	+15.627 +0.403 105.5
CL2							
1	16	Guillem CABRERA	Renault Megane Supercopa	2:02.573	6	6	117.6
2	2	Fátima FARRONA	Renault Clio Sport 172	2:02.643	6	6	+0.070 +0.070 117.6
3	6	Zoe BALDÓ	Renault Clio 16v	2:03.663	6	6	+1.090 +1.020 116.6
4	18	Jesús LAHOZ	Alfa Romeo GTV 1.750	2:05.671	4	5	+3.098 +2.008 114.7
5	17	Carlos Alberto ACOSTA	Peugeot 206 GTI	2:06.855	6	6	+4.282 +1.184 113.7
6	10	Martín ACOSTA	Renault Clio Cup III				
CL3							
1	40	Jose PALOMAR	Renault Clio Cup IV	1:53.228	6	7	127.3
2	34	Luis Alfredo MAURICE	Renault Clio Cup V	1:53.307	7	7	+0.079 +0.079 127.2
3	8	Manuel BOTELLA	Renault Clio Cup IV	1:54.143	5	8	+0.915 +0.836 126.3
4	5	Vicente Gabriel VALLÉS	Audi TT	1:59.578	7	7	+6.350 +5.435 120.6
5	11	Jose Luis ALBORS	Renault Clio Cup IV			1	
6	42	Alejandro MESQUITA	Toyota MR2				
CL4							
1	7	Gustavo GOMAR	Peugeot 308 Racing Cup	1:50.271	6	7	130.8
CL5							
1	30	Oliver SALAZAR	BMW M2 CS Racing			7	

COCHES #3, #5, #13, #16, #30 & #34 - VARIOS TIEMPOS DE VUELTA ELIMINADOS - LIMITES DE PISTA
 COCHE #11 - TODOS LOS TIEMPOS ELIMINADOS - DOC 07 - Art. 17.16

Published at:

Track Status: **DRY**

	Timekeeper: Alberto ESTÉBANEZ
--	-----------------------------------------



CTO COMUNIDAD VALENCIANA
ROUND 1 - CIRCUIT RICARDO TORMO
Entrenamientos Clasificatorios 1

Final Classification by Group


No Driver	Nat	Team	Car	Time	Lap Total	Gap	Kph
Trofeo Clásicos							
1	18	Jesús LAHOZ	Alfa Romeo GTV 1.750	2:05.671	4	5	114.7
Trofeo Open Clio Cup IV							
1	40	Jose PALOMAR	Renault Clio Cup IV	1:53.228	6	7	127.3
2	8	Manuel BOTELLA	Renault Clio Cup IV	1:54.143	5	8 +0.915	+0.915 126.3

COCHES #3, #5, #13, #16, #30 & #34 - VARIOS TIEMPOS DE VUELTA ELIMINADOS - LIMITES DE PISTA
COCHE #11 - TODOS LOS TIEMPOS ELIMINADOS - DOC 07 - Art. 17.16

Published at:

Track Status: **DRY**


	<p>Timekeeper: Alberto ESTÉBANEZ</p>
--	-------------------------------------------------



CTO COMUNIDAD VALENCIANA ROUND 1 - CIRCUIT RICARDO TORMO Entrenamientos Clasificatorios 1

Best Sector Times


Sector 1			Sector 2			Sector 3			Ideal Lap	Best Lap	
Pos	No Driver	Time	No Driver	Time	No Driver	Time	Pos	No Driver			
1	7 G.GOMAR	25.509	7 G.GOMAR	54.091	30 O.SALAZAR	30.002	1	7 G.GOMAR	1:49.748	1:50.271	(1)
2	30 O.SALAZAR	25.540	30 O.SALAZAR	54.666	7 G.GOMAR	30.148	2	30 O.SALAZAR	1:50.208		
3	40 J.PALOMAR	26.032	34 L.MAURICE	55.265	34 L.MAURICE	31.346	3	34 L.MAURICE	1:52.915	1:53.307	(3)
4	34 L.MAURICE	26.304	40 J.PALOMAR	55.573	40 J.PALOMAR	31.419	4	40 J.PALOMAR	1:53.024	1:53.228	(2)
5	8 M.BOTELLA	26.329	8 M.BOTELLA	55.980	8 M.BOTELLA	31.733	5	8 M.BOTELLA	1:54.042	1:54.143	(4)
6	5 V.VALLÉS	27.375	5 V.VALLÉS	58.735	5 V.VALLÉS	33.054	6	5 V.VALLÉS	1:59.164	1:59.578	(5)
7	3 J.CELA	27.929	3 J.CELA	59.092	16 G.CABRERA	33.635	7	3 J.CELA	2:00.857	2:01.091	(6)
8	2 F.FARRONA	28.093	16 G.CABRERA	59.970	2 F.FARRONA	33.815	8	16 G.CABRERA	2:02.050	2:02.573	(7)
9	6 Z.BALDÓ	28.243	2 F.FARRONA	1:00.388	3 J.CELA	33.836	9	2 F.FARRONA	2:02.296	2:02.643	(8)
10	16 G.CABRERA	28.445	18 J.LAHOZ	1:00.820	6 Z.BALDÓ	34.309	10	6 Z.BALDÓ	2:03.600	2:03.663	(9)
11	17 C.ACOSTA	28.894	6 Z.BALDÓ	1:01.048	18 J.LAHOZ	34.748	11	18 J.LAHOZ	2:05.327	2:05.671	(10)
12	13 E.PALACIOS	29.214	17 C.ACOSTA	1:01.901	17 C.ACOSTA	35.559	12	17 C.ACOSTA	2:06.354	2:06.855	(11)
13	18 J.LAHOZ	29.759	25 C.CORTÉS	1:02.521	13 E.PALACIOS	35.713	13	13 E.PALACIOS	2:08.125	2:09.163	(13)
14	25 C.CORTÉS	29.814	20 C.DURÁN	1:03.167	25 C.CORTÉS	35.870	14	25 C.CORTÉS	2:08.205	2:08.517	(12)
15	20 C.DURÁN	30.015	13 E.PALACIOS	1:03.198	11 J.ALBORS	35.972	15	20 C.DURÁN	2:09.933	2:10.737	(14)
16	4 A.HERNANDEZ	30.142	4 A.HERNANDEZ	1:04.348	20 C.DURÁN	36.751	16	4 A.HERNANDEZ	2:11.325	2:12.085	(15)
17	11 J.ALBORS	30.763	11 J.ALBORS	1:04.717	4 A.HERNANDEZ	36.835	17	11 J.ALBORS	2:11.452		
18	69 J.ANGUIX	31.101	69 J.ANGUIX	1:06.092	69 J.ANGUIX	37.642	18	69 J.ANGUIX	2:14.835	2:16.315	(16)
19	19 S.PRIETO	31.418	19 S.PRIETO	1:06.807	19 S.PRIETO	38.281	19	19 S.PRIETO	2:16.506	2:16.718	(17)



CTO COMUNIDAD VALENCIANA ROUND 1 - CIRCUIT RICARDO TORMO Entrenamientos Clasificatorios 1

Best Top Speed


No Driver	Team	Class	Top 1		Top 2		Top 3		Top 4		Top 5		
			Kph	Lap	Kph	Lap	Kph	Lap	Kph	Lap	Kph	Lap	Avg
30 Oliver SALAZAR		CL5	206.9	7	205.7	6	205.1	2	204.5	5	202.1	4	204,9
7 Gustavo GOMAR		CL4	205.1	7	204.5	6	203.9	5	203.3	4	193.1	2	202,0
8 Manuel BOTELLA		CL3	188.9	4	188.3	7	187.8	6	187.8	8	186.8	5	187,9
5 Vicente Gabriel VALLÉS		CL3	187.8	4	186.8	2	185.8	5	182.4	7	181.4	6	184,8
34 Luis Alfredo MAURICE		CL3	187.8	6	187.3	4	186.8	5	186.8	7	116.4	2	173,0
40 Jose PALOMAR		CL3	187.8	2	187.8	6	187.8	7	185.8	4			187,3
3 Jaime CELA		CL1	183.8	4	182.4	5	182.4	6	181.4	2			182,5
16 Guillem CABRERA		CL2	183.3	2	181.4	4							182,4
6 Zoe BALDÓ		CL2	181.9	4	180.5	2							181,2
2 Fátima FARRONA		CL2	179.1	2									179,1
17 Carlos Alberto ACOSTA		CL2	174.1	5	173.7	4	172.4	6	171.9	2			173,0
18 Jesús LAHOZ		CL2	173.2	5	163.8	4	155.7	2					164,2
13 Esteban PALACIOS		CL1	165.4	3	165.4	4							165,4
25 Carlos CORTÉS		CL1	163.8	6	162.3	5	161.9	2	153.9	4			160,5
4 Abel HERNANDEZ		CL1	159.3	2	158.9	5							159,1
69 Julian ANGUIX		CL1	155.0	4	154.3	2	153.9	5	153.9	6			154,3
20 Carlos DURÁN		CL1	151.9	4	151.9	5	149.0	2					150,9
19 Santiago PRIETO		CL1	151.6	4	150.6	2	149.6	5					150,6
10 Martín ACOSTA		CL2											
11 Jose Luis ALBORS		CL3											
42 Alejandro MESQUITA		CL3											



CTO COMUNIDAD VALENCIANA
ROUND 1 - CIRCUIT RICARDO TORMO
Entrenamientos Clasificatorios 1

Fastest Lap Sequence

Elapsed	No	Driver	Team	Car	Class	Time	Kph	Lap
12:00.789	34	Luis Alfredo MAURICE		Renault Clio Cup V	CL3	1:53.632	126.9	4
12:12.685	7	Gustavo GOMAR		Peugeot 308 Racing Cup	CL4	1:52.529	128.1	4
14:03.471	7	Gustavo GOMAR		Peugeot 308 Racing Cup	CL4	1:50.786	130.1	5
15:53.742	7	Gustavo GOMAR		Peugeot 308 Racing Cup	CL4	1:50.271	130.8	6



CTO COMUNIDAD VALENCIANA


ROUND 1 - CIRCUIT RICARDO TORMO

Entrenamientos Clasificatorios 1

Sector Analysis

— Invalidated Lap ■ Personal Best ■ Session Best B Crossing the pit lane

Lap	Time	Sector 1	Sector 2	Sector 3	T.Spd	Elapsed	Lap	Time	Sector 1	Sector 2	Sector 3	T.Spd	Elapsed
2 Fátima FARRONA Renault Clio Sport 172							8 Manuel BOTELLA Renault Clio Cup IV						
1	2:38.960	57.214	1:05.945	35.801		2:38.960	1	2:33.781	55.395	1:03.641	34.745		2:33.781
2	2:29.896B	29.306	1:03.258	57.332	179.1	5:08.856	2	2:10.592B	28.121	57.080	45.391	175.9	4:44.373
3	5:17.748	3:38.156	1:03.960	35.632		10:26.604	3	5:28.383	3:59.792	56.725	31.866		10:12.756
4	2:04.519	29.019	1:01.369	34.131		12:31.123	4	1:54.717	26.843	55.980	31.894	188.9	12:07.473
5	2:03.656	28.927	1:00.827	33.902		14:34.779	5	1:54.143	26.329	56.081	31.733	186.8	14:01.616
6	2:02.643	28.440	1:00.388	33.815		16:37.422	6	1:55.932	26.814	57.158	31.960	187.8	15:57.548
							7	1:55.218	26.544	56.404	32.270	188.3	17:52.766
							8	3:10.731B	26.605	1:12.323	1:31.803	187.8	21:03.497
3 Jaime CELA Citroen Saxo 16v							11 Jose Luis ALBORS Renault Clio Cup IV						
1	3:10.036	1:25.281	1:09.191	35.564		3:10.036	1	3:24.322	1:43.633	1:04.717	35.972		3:24.322
2	2:47.926B	29.437	1:15.281	1:03.208	181.4	5:57.962							
3	4:44.960	3:08.123	1:02.581	34.256		10:42.922							
4	2:03.931	28.658	1:00.994	34.279	183.8	12:46.853							
5	2:01.091	28.163	59.092	33.836	182.4	14:47.944							
6	2:02.832	28.301	59.739	34.792	182.4	16:50.776							
4 Abel HERNANDEZ Hyundai Accent Cup							13 Esteban PALACIOS Hyundai Getz Copa						
1	3:18.872	1:29.569	1:10.156	39.147		3:18.872	1	6:13.029B	3:46.006	1:18.715	1:08.308		6:13.029
2	2:56.492B	30.732	1:16.032	1:09.728	159.3	6:15.364	2	4:40.265	2:54.035	1:09.100	37.130		10:53.294
3	4:25.814	2:43.177	1:05.802	36.835		10:41.178	3	2:12.758	30.118	1:05.518	37.122	165.4	13:06.052
4	2:12.760	31.331	1:04.348	37.081		12:53.938	4	2:10.475	30.579	1:03.688	36.208	165.4	15:16.527
5	2:14.115	30.573	1:05.040	38.502	158.9	15:08.053	5	2:09.163	30.252	1:03.198	35.713		17:25.690
6	2:12.085	30.548	1:04.475	37.062		17:20.138							
5 Vicente Gabriel VALLÉS Audi TT							16 Guillem CABRERA Renault Megane Supercopa						
1	2:35.060	56.148	1:04.036	34.876		2:35.060	1	3:10.743	1:28.620	1:06.855	35.268		3:10.743
2	2:27.235B	27.900	59.045	1:00.290	186.8	5:02.295	2	2:52.601B	29.371	1:15.474	1:07.756	183.3	6:03.344
3	5:11.409	3:32.695	1:02.753	35.961		10:13.704	3	4:19.065	2:42.905	1:01.433	34.727		10:22.409
4	1:59.481	27.497	58.930	33.054	187.8	12:13.185	4	2:03.324	28.445	1:00.710	34.169	181.4	12:25.733
5	2:06.625	27.375	1:00.848	38.402	185.8	14:19.810	5	2:02.950	28.751	1:00.564	33.635		14:28.683
6	1:59.601	27.446	58.947	33.208	181.4	16:19.411	6	2:02.573	28.470	59.970	34.133		16:31.256
7	1:59.578	27.490	58.735	33.353	182.4	18:18.989							
6 Zoe BALDÓ Renault Clio 16v							17 Carlos Alberto ACOSTA Peugeot 206 GTI						
1	3:13.136	1:31.593	1:06.680	34.863		3:13.136	1	3:17.975	1:24.357	1:14.971	38.647		3:17.975
2	2:53.949B	28.707	1:15.662	1:09.580	180.5	6:07.085	2	2:51.155B	30.776	1:12.076	1:08.303	171.9	6:09.130
3	4:19.940	2:42.288	1:02.846	34.806		10:27.025	3	4:31.924	2:51.329	1:04.279	36.316		10:41.054
4	2:05.705	29.416	1:01.908	34.381	181.9	12:32.730	4	2:09.796	29.370	1:03.925	36.501	173.7	12:50.850
5	2:04.345	28.382	1:01.529	34.434		14:37.075	5	2:06.978	28.990	1:02.389	35.599	174.1	14:57.828
6	2:03.663	28.306	1:01.048	34.309		16:40.738	6	2:06.855	29.395	1:01.901	35.559	172.4	17:04.683
7 Gustavo GOMAR Peugeot 308 Racing Cup							18 Jesús LAHOZ Alfa Romeo GTV 1.750						
1	2:54.332	1:09.276	1:09.150	35.906		2:54.332	1	3:35.100	1:48.907	1:07.666	38.527		3:35.100
2	2:19.652B	27.978	57.158	54.516	193.1	5:13.984	2	2:52.686B	31.404	1:07.761	1:13.521	155.7	6:27.786
3	5:06.172	3:37.197	58.220	30.755		10:20.156	3	4:32.795	2:46.067	1:05.278	41.450		11:00.581
4	1:52.529	25.683	55.225	31.621	203.3	12:12.685	4	2:05.671	30.103	1:00.820	34.748	163.8	13:06.252
5	1:50.786	25.896	54.091	30.799	203.9	14:03.471	5	2:06.881	29.759	1:02.003	35.119	173.2	15:13.133
6	1:50.271	25.509	54.614	30.148	204.5	15:53.742							
7	1:50.430	25.524	54.320	30.586	205.1	17:44.172							
19 Santiago PRIETO Hyundai Accent GT													
1	3:22.320	1:33.889	1:08.800	39.631		3:22.320							
2	2:59.829B	32.091	1:13.222	1:14.516	150.6	6:22.149							
3	4:23.295	2:35.899	1:08.207	39.189		10:45.444							
4	2:16.718	31.630	1:06.807	38.281	151.6	13:02.162							



CTO COMUNIDAD VALENCIANA

ROUND 1 - CIRCUIT RICARDO TORMO

Entrenamientos Clasificatorios 1

Sector Analysis

— Invalidated Lap ■ Personal Best ■ Session Best B Crossing the pit lane

Lap	Time	Sector 1	Sector 2	Sector 3	T.Spd	Elapsed	Lap	Time	Sector 1	Sector 2	Sector 3	T.Spd	Elapsed
5	2:18.947	32.195	1:07.929	38.823	149.6	15:21.109	5	2:17.100	32.055	1:06.237	38.808	153.9	15:07.882
6	2:19.845	32.445	1:08.873	38.527		17:40.954	6	2:16.778	32.079	1:07.057	37.642	153.9	17:24.660

20 Carlos DURÁN
Hyundai Accent GT

1	3:20.972	1:28.001	1:13.260	39.711		3:20.972
2	2:57.334	31.090	1:14.599	1:11.645	149.0	6:18.306
3	4:20.608	2:38.776	1:04.500	37.332		10:38.914
4	2:12.299	30.131	1:04.628	37.540	151.9	12:51.213
5	2:11.770	31.332	1:03.167	37.271	151.9	15:02.983
6	2:10.737	30.313	1:03.673	36.751		17:13.720

25 Carlos CORTÉS
Hyundai Getz Copa

1	2:59.443	1:11.245	1:09.662	38.536		2:59.443
2	2:45.378	30.461	1:10.204	1:04.713	161.9	5:44.821
3	5:12.244	3:19.459	1:11.542	41.243		10:57.065
4	2:22.293	34.978	1:10.848	36.467	153.9	13:19.358
5	2:08.517	29.821	1:02.521	36.175	162.3	15:27.875
6	2:13.553	29.814	1:07.869	35.870	163.8	17:41.428

30 Oliver SALAZAR
BMW M2 CS Racing

1	3:06.234	1:25.406	1:08.078	32.750		3:06.234
2	2:30.127	27.258	1:04.979	57.890	205.1	5:36.361
3	4:24.211	2:56.945	56.271	30.995		10:00.572
4	1:52.679	26.039	55.908	30.732	202.1	11:53.251
5	1:51.325	26.028	54.838	30.459	204.5	13:44.576
6	1:50.426	25.747	54.677	30.002	205.7	15:35.002
7	1:50.595	25.740	54.666	30.189	206.9	17:25.597

34 Luis Alfredo MAURICE
Renault Clio Cup V


1	2:43.223	1:00.123	1:07.521	35.579		2:43.223
2	2:21.044	31.573	56.644	52.827	116.4	5:04.267
3	5:02.890	3:34.572	56.627	31.691		10:07.157
4	1:53.632	26.546	55.368	31.718	187.3	12:00.789
5	1:53.435	26.432	55.265	31.738	186.8	13:54.224
6	1:53.356	26.304	55.588	31.464	187.8	15:47.580
7	1:53.307	26.485	55.476	31.346	186.8	17:40.887

40 Jose PALOMAR
Renault Clio Cup IV

1	2:33.925	59.225	1:01.059	33.641		2:33.925
2	2:07.241	27.479	56.982	42.780	187.8	4:41.166
3	5:31.047	4:02.413	56.641	31.993		10:12.213
4	2:11.835	27.720	1:02.268	41.847	185.8	12:24.048
5	3:01.539	1:32.974	56.982	31.583		15:25.587
6	1:53.228	26.236	55.573	31.419	187.8	17:18.815
7	2:22.587	26.032	55.126	1:01.429	187.8	19:41.402

69 Julian ANGUIX
Hyundai Accent Cup

1	3:02.932	1:09.926	1:13.293	39.713		3:02.932
2	2:53.038	31.994	1:19.213	1:01.831	154.3	5:55.970
3	4:38.497	2:50.251	1:09.262	38.984		10:34.467
4	2:16.315	31.912	1:06.092	38.311	155.0	12:50.782




CTO COMUNIDAD VALENCIANA
ROUND 1 - CIRCUIT RICARDO TORMO
Entrenamientos Clasificatorios 1

Final Race Director Report

Hour	Flag	Message
13:11:40		GR CUP SPAIN - APERTURA PIT LANE A LAS 13:20 - PTE CONFIRMACION
13:16:11		GR CUP SPAIN - APERTURA PIT LANE A LAS 13:20 CONFIRMADO
13:17:07		SESION NO SE VA A REANUDAR


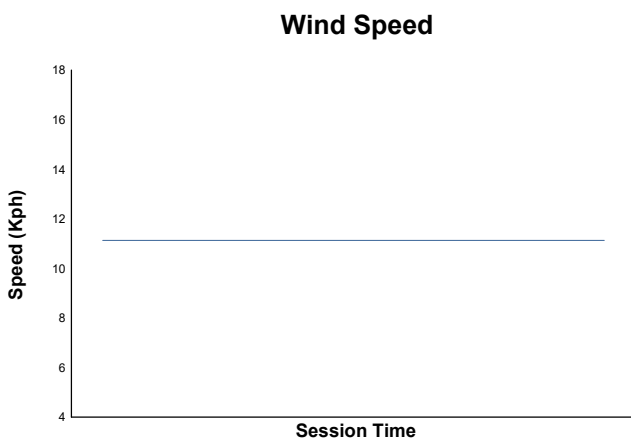
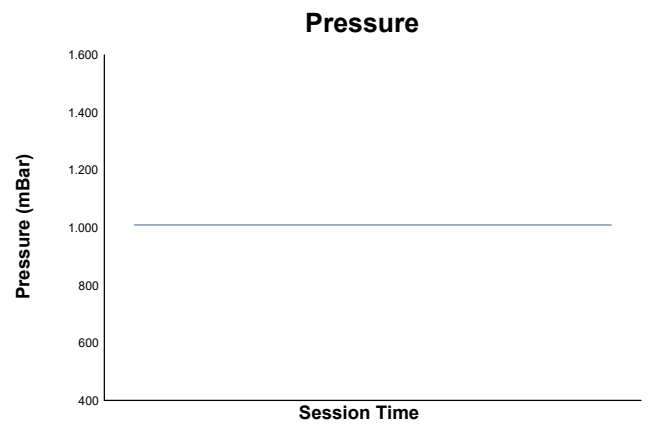
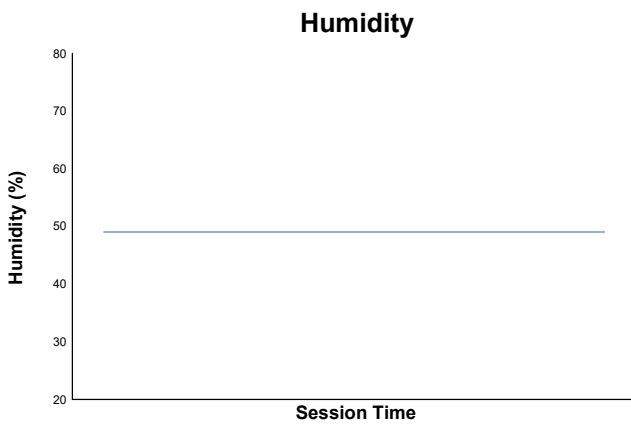
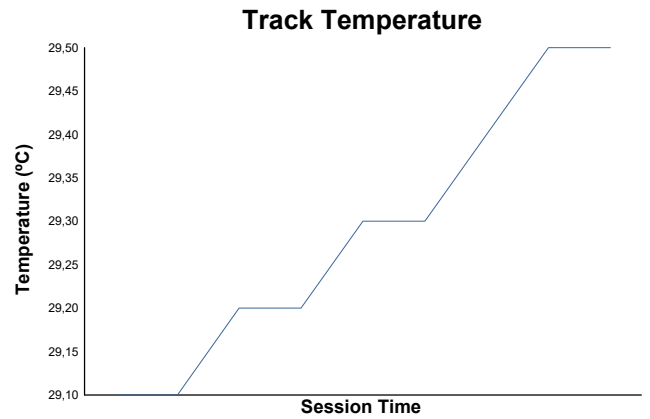
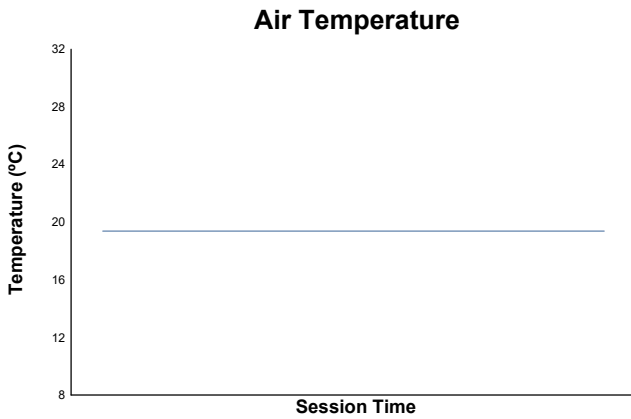
Published at:

	Timekeeper: Alberto ESTÉBANEZ
--	-----------------------------------------




ROUND 1 - CIRCUIT RICARDO TORMO
CTO COMUNIDAD VALENCIANA
Entrenamientos Clasificatorios 1

Weather Report



Track Status: **DRY**



CTO COMUNIDAD VALENCIANA


ROUND 1 - CIRCUIT RICARDO TORMO

Entrenamientos Clasificatorios 1

Handicaps Analysis

No	In Time		Out Time		Pit Time	Handicap	Gap	Window
	Hour	Elapsed	Hour	Elapsed				
3	/ Citroen Saxo 16v CL1							
1	12:57:00.000		12:57:47.809	47.809	47.809 (47.809)			
2	13:02:51.941	5:51.941	13:05:36.229	8:36.229	2:44.288 (164.288)			
5	/ Audi TT CL3							
1	12:57:00.000		12:57:22.367	22.367	22.367 (22.367)			
2	13:01:56.758	4:56.758	13:05:03.641	8:03.641	3:06.883 (186.883)			
7	/ Peugeot 308 Racing Cup CL4							
1	12:57:00.000		12:57:38.722	38.722	38.722 (38.722)			
2	13:02:06.291	5:06.291	13:05:24.054	8:24.054	3:17.763 (197.763)			
8	/ Renault Clio Cup IV CL3							
1	12:57:00.000		12:57:24.560	24.560	24.560 (24.560)			
2	13:01:39.311	4:39.311	13:05:14.701	8:14.701	3:35.390 (215.390)			
17	/ Peugeot 206 GTI CL2							
1	12:57:00.000		12:57:46.017	46.017	46.017 (46.017)			
2	13:03:00.817	6:00.817	13:05:32.790	8:32.790	2:31.973 (151.973)			
18	/ Alfa Romeo GTV 1.750 CL2							
1	12:57:00.000		12:58:14.635	1:14.635	1:14.635 (74.635)			
2	13:03:17.158	6:17.158	13:05:43.214	8:43.214	2:26.056 (146.056)			
25	/ Hyundai Getz Copa CL1							
1	12:57:00.000		12:57:35.874	35.874	35.874 (35.874)			
2	13:02:40.130	5:40.130	13:05:34.512	8:34.512	2:54.382 (174.382)			
30	/ BMW M2 CS Racing CL5							
1	12:57:00.000		12:57:49.478	49.478	49.478 (49.478)			
2	13:02:31.853	5:31.853	13:05:06.321	8:06.321	2:34.468 (154.468)			
34	/ Renault Clio Cup V CL3							
1	12:57:00.000		12:57:27.984	27.984	27.984 (27.984)			
2	13:01:57.940	4:57.940	13:05:09.706	8:09.706	3:11.766 (191.766)			
40	/ Renault Clio Cup IV CL3							
1	12:57:00.000		12:57:29.413	29.413	29.413 (29.413)			
2	13:01:36.603	4:36.603	13:05:12.138	8:12.138	3:35.535 (215.535)			
3	13:09:20.516	12:20.516	13:10:31.057	13:31.057	1:10.541 (70.541)			

CARS WITHOUT PIT STOPS DURING THE SESSION: 2, 4, 6, 10, 11, 13, 16, 19, 20, 42, 69.



CTO COMUNIDAD VALENCIANA
ROUND 1 - CIRCUIT RICARDO TORMO
Entrenamientos Clasificatorios 2

Final Classification

No	Driver	Nat	Team	Car	Cl.	Time	Lap Total	Gap	Kph
1	7 Gustavo GOMAR			Peugeot 308 Racing Cup	CL4	1:48.255	8 8	-	133.2
2	30 Oliver SALAZAR			BMW M2 CS Racing	CL5	1:50.998	5 8	+2.743	129.9
3	40 Jose PALOMAR			Renault Clio Cup IV	CL3	1:52.472	3 7	+4.217	128.2
4	34 Luis Alfredo MAURICE			Renault Clio Cup V	CL3	1:52.980	4 8	+4.725	127.6
5	8 Manuel BOTELLA			Renault Clio Cup IV	CL3	1:53.769	4 7	+5.514	126.7
6	5 Vicente Gabriel VALLÉS			Audi TT	CL3	1:59.583	5 6	+11.328	120.6
7	10 Martín ACOSTA			Renault Clio Cup III	CL2	2:01.141	7 7	+12.886	119.0
8	16 Guillem CABRERA			Renault Megane Supercopa	CL2	2:01.588	7 7	+13.333	118.6
9	3 Jaime CELA			Citroen Saxo 16v	CL1	2:01.878	8 8	+13.623	118.3
10	2 Fátima FARRONA			Renault Clio Sport 172	CL2	2:03.628	5 7	+15.373	116.6
11	6 Zoe BALDÓ			Renault Clio 16v	CL2	2:03.722	5 7	+15.467	116.5
12	17 Carlos Alberto ACOSTA			Peugeot 206 GTI	CL2	2:06.797	6 7	+18.542	113.7
13	18 Jesús LAHOZ			Alfa Romeo GTV 1.750	CL2	2:06.995	4 5	+18.740	113.5
14	25 Carlos CORTÉS			Hyundai Getz Copa	CL1	2:07.388	7 7	+19.133	113.2
15	13 Esteban PALACIOS			Hyundai Getz Copa	CL1	2:07.614	5 6	+19.359	113.0
16	4 Abel HERNANDEZ			Hyundai Accent Cup	CL1	2:11.208	2 6	+22.953	109.9
17	19 Santiago PRIETO			Hyundai Accent GT	CL1	2:11.762	7 7	+23.507	109.4
18	20 Adrian GARCIA			Hyundai Accent GT	CL1	2:14.785	4 7	+26.530	107.0
19	69 Julian ANGUIX			Hyundai Accent Cup	CL1	2:15.344	6 6	+27.089	106.5
20	11 Germán LOPEZ			Renault Clio Cup IV	CL3		4		
21	42 Alejandro MESQUITA			Toyota MR2	CL3				


Fastest Lap: Lap 8 Gustavo GOMAR 1:48.255 133.2 Kph

COCHES #8, #11, #17, #20, #30, #34 & #40 - VARIOS TIEMPOS DE VUELTA ELIMINADOS - LÍMITES DE PISTA
COCHE #11 - TODOS LOS TIEMPOS ELIMINADOS - DOC 09 - Art. 22.4

Published at:

Track Status: **DRY**

	<p>Timekeeper: Alberto ESTÉBANEZ</p>
--	-------------------------------------------------



CTO COMUNIDAD VALENCIANA
ROUND 1 - CIRCUIT RICARDO TORMO
Entrenamientos Clasificatorios 2

Final Classification by Class


No Driver	Nat	Team	Car	Time	Lap Total	Gap	Kph
CL1							
1	3	Jaime CELA	Citroen Saxo 16v	2:01.878	8	8	118.3
2	25	Carlos CORTÉS	Hyundai Getz Copa	2:07.388	7	7	+5.510 113.2
3	13	Esteban PALACIOS	Hyundai Getz Copa	2:07.614	5	6	+5.736 +0.226 113.0
4	4	Abel HERNANDEZ	Hyundai Accent Cup	2:11.208	2	6	+9.330 +3.594 109.9
5	19	Santiago PRIETO	Hyundai Accent GT	2:11.762	7	7	+9.884 +0.554 109.4
6	20	Adrian GARCIA	Hyundai Accent GT	2:14.785	4	7	+12.907 +3.023 107.0
7	69	Julian ANGUIX	Hyundai Accent Cup	2:15.344	6	6	+13.466 +0.559 106.5
CL2							
1	10	Martín ACOSTA	Renault Clio Cup III	2:01.141	7	7	119.0
2	16	Guillem CABRERA	Renault Megane Supercopa	2:01.588	7	7	+0.447 +0.447 118.6
3	2	Fátima FARRONA	Renault Clio Sport 172	2:03.628	5	7	+2.487 +2.040 116.6
4	6	Zoe BALDÓ	Renault Clio 16v	2:03.722	5	7	+2.581 +0.094 116.5
5	17	Carlos Alberto ACOSTA	Peugeot 206 GTI	2:06.797	6	7	+5.656 +3.075 113.7
6	18	Jesús LAHOZ	Alfa Romeo GTV 1.750	2:06.995	4	5	+5.854 +0.198 113.5
CL3							
1	40	Jose PALOMAR	Renault Clio Cup IV	1:52.472	3	7	128.2
2	34	Luis Alfredo MAURICE	Renault Clio Cup V	1:52.980	4	8	+0.508 +0.508 127.6
3	8	Manuel BOTELLA	Renault Clio Cup IV	1:53.769	4	7	+1.297 +0.789 126.7
4	5	Vicente Gabriel VALLÉS	Audi TT	1:59.583	5	6	+7.111 +5.814 120.6
5	11	Germán LOPEZ	Renault Clio Cup IV			4	
6	42	Alejandro MESQUITA	Toyota MR2				
CL4							
1	7	Gustavo GOMAR	Peugeot 308 Racing Cup	1:48.255	8	8	133.2
CL5							
1	30	Oliver SALAZAR	BMW M2 CS Racing	1:50.998	5	8	129.9

COCHES #8, #11, #17, #20, #30, #34 & #40 - VARIOS TIEMPOS DE VUELTA ELIMINADOS - LÍMITES DE PISTA
COCHE #11 - TODOS LOS TIEMPOS ELIMINADOS - DOC 09 - Art. 22.4

Published at:

Track Status: **DRY**

	Timekeeper: Alberto ESTÉBANEZ
--	-----------------------------------------



CTO COMUNIDAD VALENCIANA
ROUND 1 - CIRCUIT RICARDO TORMO
Entrenamientos Clasificatorios 2

Final Classification by Group


No Driver	Nat	Team	Car	Time	Lap Total	Gap	Kph
Trofeo Clásicos							
1	18	Jesús LAHOZ	Alfa Romeo GTV 1.750	2:06.995	4	5	113.5
Trofeo Open Clio Cup IV							
1	40	Jose PALOMAR	Renault Clio Cup IV	1:52.472	3	7	128.2
2	8	Manuel BOTELLA	Renault Clio Cup IV	1:53.769	4	7	+1.297 +1.297 126.7

COCHES #8, #11, #17, #20, #30, #34 & #40 - VARIOS TIEMPOS DE VUELTA ELIMINADOS - LÍMITES DE PISTA
COCHE #11 - TODOS LOS TIEMPOS ELIMINADOS - DOC 09 - Art. 22.4

Published at:

Track Status: **DRY**


	<p>Timekeeper: Alberto ESTÉBANEZ</p>
--	-------------------------------------------------



CTO COMUNIDAD VALENCIANA ROUND 1 - CIRCUIT RICARDO TORMO Entrenamientos Clasificatorios 2

Best Sector Times


Sector 1			Sector 2			Sector 3			Ideal Lap	Best Lap
Pos	No Driver	Time	No Driver	Time	No Driver	Time	Pos	No Driver		
1	7 G.GOMAR	25.157	7 G.GOMAR	53.127	7 G.GOMAR	29.829	1	7 G.GOMAR	1:48.113	1:48.255 (1)
2	30 O.SALAZAR	25.656	30 O.SALAZAR	54.292	30 O.SALAZAR	30.576	2	30 O.SALAZAR	1:50.524	1:50.998 (2)
3	40 J.PALOMAR	25.773	40 J.PALOMAR	55.206	40 J.PALOMAR	31.085	3	40 J.PALOMAR	1:52.064	1:52.472 (3)
4	8 M.BOTELLA	26.250	34 L.MAURICE	55.476	34 L.MAURICE	31.212	4	34 L.MAURICE	1:52.950	1:52.980 (4)
5	34 L.MAURICE	26.262	8 M.BOTELLA	56.220	8 M.BOTELLA	31.299	5	8 M.BOTELLA	1:53.769	1:53.769 (5)
6	5 V.VALLÉS	27.316	5 V.VALLÉS	58.593	5 V.VALLÉS	33.501	6	5 V.VALLÉS	1:59.410	1:59.583 (6)
7	10 M.ACOSTA	27.692	10 M.ACOSTA	59.388	16 G.CABRERA	33.561	7	10 M.ACOSTA	2:00.650	2:01.141 (7)
8	16 G.CABRERA	28.025	3 J.CELA	59.573	10 M.ACOSTA	33.570	8	3 J.CELA	2:01.513	2:01.878 (9)
9	3 J.CELA	28.052	16 G.CABRERA	59.949	2 F.FARRONA	33.850	9	16 G.CABRERA	2:01.535	2:01.588 (8)
10	6 Z.BALDÓ	28.114	6 Z.BALDÓ	1:00.879	3 J.CELA	33.888	10	6 Z.BALDÓ	2:02.967	2:03.722 (11)
11	2 F.FARRONA	28.276	2 F.FARRONA	1:00.891	6 Z.BALDÓ	33.974	11	2 F.FARRONA	2:03.017	2:03.628 (10)
12	17 C.ACOSTA	28.737	18 J.LAHOZ	1:01.142	18 J.LAHOZ	34.927	12	18 J.LAHOZ	2:05.686	2:06.995 (13)
13	18 J.LAHOZ	29.617	17 C.ACOSTA	1:01.724	13 E.PALACIOS	35.120	13	17 C.ACOSTA	2:06.079	2:06.797 (12)
14	25 C.CORTÉS	29.658	25 C.CORTÉS	1:02.300	25 C.CORTÉS	35.420	14	25 C.CORTÉS	2:07.378	2:07.388 (14)
15	13 E.PALACIOS	29.670	13 E.PALACIOS	1:02.713	17 C.ACOSTA	35.618	15	13 E.PALACIOS	2:07.503	2:07.614 (15)
16	4 A.HERNANDEZ	30.105	19 S.PRIETO	1:03.635	4 A.HERNANDEZ	36.844	16	19 S.PRIETO	2:10.897	2:11.762 (17)
17	19 S.PRIETO	30.113	4 A.HERNANDEZ	1:04.109	19 S.PRIETO	37.149	17	4 A.HERNANDEZ	2:11.058	2:11.208 (16)
18	69 J.ANGUIX	31.027	20 A.GARCIA	1:04.745	69 J.ANGUIX	37.546	18	20 A.GARCIA	2:13.630	2:14.785 (18)
19	20 A.GARCIA	31.095	69 J.ANGUIX	1:05.978	20 A.GARCIA	37.790	19	69 J.ANGUIX	2:14.551	2:15.344 (19)



CTO COMUNIDAD VALENCIANA
ROUND 1 - CIRCUIT RICARDO TORMO
Entrenamientos Clasificatorios 2

Best Top Speed


No Driver	Team	Class	Top 1		Top 2		Top 3		Top 4		Top 5		Avg
			Kph	Lap	Kph	Lap	Kph	Lap	Kph	Lap	Kph	Lap	
30	Oliver SALAZAR	CL5	208.8	6	208.2	8	207.6	7	206.3	4	206.3	5	207,4
7	Gustavo GOMAR	CL4	205.1	3	205.1	7	204.5	2	203.9	6	203.3	4	204,4
8	Manuel BOTELLA	CL3	192.0	4	191.5	5	189.4	6	189.4	7	186.8	3	189,8
40	Jose PALOMAR	CL3	192.0	5	188.9	2	188.9	3	188.9	4	188.3	7	189,4
34	Luis Alfredo MAURICE	CL3	188.9	3	188.3	4	186.8	6	185.8	5	184.3	7	186,8
3	Jaime CELA	CL1	183.3	3	182.9	6	182.9	8	181.9	4	181.4	7	182,5
5	Vicente Gabriel VALLÉS	CL3	183.3	3	174.5	2							178,9
17	Carlos Alberto ACOSTA	CL2	172.8	3	171.1	2							172,0
18	Jesús LAHOZ	CL2	166.6	3	134.5	2							150,6
25	Carlos CORTÉS	CL1	163.4	6	162.6	5	162.3	7	161.9	4	160.0	2	162,0
2	Fátima FARRONA	CL2											
4	Abel HERNANDEZ	CL1											
6	Zoe BALDÓ	CL2											
10	Martín ACOSTA	CL2											
11	Germán LOPEZ	CL3											
13	Esteban PALACIOS	CL1											
16	Guillem CABRERA	CL2											
19	Santiago PRIETO	CL1											
20	Adrian GARCIA	CL1											
42	Alejandro MESQUITA	CL3											
69	Julian ANGUIX	CL1											



CTO COMUNIDAD VALENCIANA
ROUND 1 - CIRCUIT RICARDO TORMO
Entrenamientos Clasificatorios 2

Fastest Lap Sequence

Elapsed	No	Driver	Team	Car	Class	Time	Kph	Lap
4:05.134	30	Oliver SALAZAR		BMW M2 CS Racing	CL5	1:54.987	125.4	2
5:58.082	30	Oliver SALAZAR		BMW M2 CS Racing	CL5	1:52.948	127.7	3
6:28.134	7	Gustavo GOMAR		Peugeot 308 Racing Cup	CL4	1:51.833	128.9	3
8:19.069	7	Gustavo GOMAR		Peugeot 308 Racing Cup	CL4	1:50.935	130.0	4
10:09.076	7	Gustavo GOMAR		Peugeot 308 Racing Cup	CL4	1:50.007	131.1	5
11:58.227	7	Gustavo GOMAR		Peugeot 308 Racing Cup	CL4	1:49.151	132.1	6
15:38.395	7	Gustavo GOMAR		Peugeot 308 Racing Cup	CL4	1:48.255	133.2	8



CTO COMUNIDAD VALENCIANA


ROUND 1 - CIRCUIT RICARDO TORMO

Entrenamientos Clasificatorios 2

Sector Analysis

— Invalidated Lap ■ Personal Best ■ Session Best B Crossing the pit lane

Lap	Time	Sector 1	Sector 2	Sector 3	T.Spd	Elapsed	Lap	Time	Sector 1	Sector 2	Sector 3	T.Spd	Elapsed
2 Fátima FARRONA Renault Clio Sport 172							6	1:49.151	25.631	53.691	29.829	203.9	11:58.227
1	2:39.059	50.200	1:12.241	36.618		2:39.059	7	1:51.913	25.916	55.525	30.472	205.1	13:50.140
2	2:08.660	30.604	1:03.478	34.578		4:47.719	8	1:48.255	25.157	53.127	29.971	203.3	15:38.395
3	2:04.385	28.822	1:01.205	34.358		6:52.104							
4	2:04.318	29.208	1:01.260	33.850		8:56.422	8 Manuel BOTELLA Renault Clio Cup IV						
5	2:03.628	28.609	1:00.891	34.128		11:00.050	1	2:35.273	47.917	1:12.032	35.324		2:35.273
6	2:04.383	28.530	1:01.001	34.852		13:04.433	2	1:58.992	28.803	58.367	31.822	179.5	4:34.265
7	2:03.912	28.276	1:01.139	34.497		15:08.345	3	1:56.186	27.156	56.975	32.055	186.8	6:30.451
3 Jaime CELA Citroen Saxo 16v							4	1:53.769	26.250	56.220	31.299	192.0	8:24.220
1	2:38.331	49.267	1:11.712	37.352		2:38.331	5	1:57.835	27.892	58.244	31.699	191.5	10:22.055
2	2:07.276	30.159	1:02.901	34.216	179.5	4:45.607	6	1:54.805	26.487	56.549	31.769	189.4	12:16.860
3	2:02.210	28.052	59.730	34.428	183.3	6:47.817	7	2:11.972 B	26.672	57.309	47.991	189.4	14:28.832
4	2:02.384	28.478	59.819	34.087	181.9	8:50.201	10 Martín ACOSTA Renault Clio Cup III						
5	2:02.235	28.221	59.850	34.164	180.9	10:52.436	1	2:39.417	45.443	1:13.465	40.509		2:39.417
6	2:01.879	28.297	59.690	33.892	182.9	12:54.315	2	2:09.227	31.392	1:03.057	34.778		4:48.644
7	2:02.163	28.053	59.741	34.369	181.4	14:56.478	3	2:03.956	29.517	1:00.327	34.112		6:52.600
8	2:01.878	28.417	59.573	33.888	182.9	16:58.356	4	2:04.187	29.065	1:01.183	33.939		8:56.787
4 Abel HERNANDEZ Hyundai Accent Cup							5	2:01.821	27.692	1:00.019	34.110		10:58.608
1	2:47.692	53.521	1:15.406	38.765		2:47.692	6	2:02.913	28.043	1:00.052	34.818		13:01.521
2	2:11.208	30.255	1:04.109	36.844		4:58.900	7	2:01.141	28.183	59.388	33.570		15:02.662
3	2:13.151	30.347	1:05.538	37.266		7:12.051	11 Germán LOPEZ Renault Clio Cup IV						
4	2:12.327	30.342	1:04.862	37.123		9:24.378	1	8:19.307 B	34.269	2:07.131	5:37.907		8:19.307
5	2:13.334	30.284	1:04.416	38.634		11:37.712	2	2:24.816	46.024	1:01.642	37.150		10:44.123
6	2:12.547	30.105	1:04.244	38.198		13:50.259	3	1:52.567	26.229	55.235	31.103		12:36.690
5 Vicente Gabriel VALLÉS Audi TT							4	2:26.671	26.034	1:24.067	36.570		15:03.361
1	2:40.090	55.689	1:08.592	35.809		2:40.090	13 Esteban PALACIOS Hyundai Getz Copa						
2	2:21.892	34.069	1:13.021	34.802	174.5	5:01.982	1	2:56.979	1:09.355	1:09.227	38.397		2:56.979
3	2:03.487	27.887	1:01.680	33.920	183.3	7:05.469	2	2:11.178	30.153	1:04.480	36.545		5:08.157
4	2:00.093	27.546	59.046	33.501		9:05.562	3	2:20.942 B	29.913	1:05.162	45.867		7:29.099
5	1:59.583	27.340	58.593	33.650		11:05.145	4	3:02.074	1:21.412	1:04.357	36.305		10:31.173
6	1:59.770	27.316	58.725	33.729		13:04.915	5	2:07.614	29.781	1:02.713	35.120		12:38.787
6 Zoe BALDÓ Renault Clio 16v							6	2:09.248	29.670	1:03.592	35.986		14:48.035
1	2:44.549	57.411	1:12.047	35.091		2:44.549	16 Guillem CABRERA Renault Megane Supercopa						
2	2:04.248	28.705	1:01.229	34.314		4:48.797	1	2:41.025	59.525	1:05.298	36.202		2:41.025
3	2:04.884	29.124	1:01.501	34.259		6:53.681	2	2:07.015	30.303	1:02.194	34.518		4:48.040
4	2:04.286	28.747	1:01.263	34.276		8:57.967	3	2:04.181	29.058	1:01.049	34.074		6:52.221
5	2:03.722	28.213	1:00.879	34.630		11:01.689	4	2:03.486	28.373	1:00.730	34.383		8:55.707
6	2:04.213	28.184	1:02.055	33.974		13:05.902	5	2:02.357	28.394	59.949	34.014		10:58.064
7	2:08.713	28.114	1:02.900	37.699		15:14.615	6	2:02.735	28.355	1:00.114	34.266		13:00.799
7 Gustavo GOMAR Peugeot 308 Racing Cup							7	2:01.588	28.025	1:00.002	33.561		15:02.387
1	2:40.725	1:06.902	1:01.092	32.731		2:40.725	17 Carlos Alberto ACOSTA Peugeot 206 GTI						
2	1:55.576	28.110	56.685	30.781	204.5	4:36.301	1	2:37.958	44.664	1:15.353	37.941		2:37.958
3	1:51.833	25.838	54.986	31.009	205.1	6:28.134	2	2:09.897	29.915	1:03.264	36.718	171.1	4:47.855
4	1:50.935	25.935	54.029	30.971	203.3	8:19.069	3	2:10.708	30.545	1:03.579	36.584	172.8	6:58.563
5	1:50.007	25.964	53.773	30.270	203.3	10:09.076	4	2:07.002	28.998	1:01.913	36.091		9:05.565
							5	2:06.847	28.737	1:01.724	36.386		11:12.412



CTO COMUNIDAD VALENCIANA


ROUND 1 - CIRCUIT RICARDO TORMO

Entrenamientos Clasificatorios 2

Sector Analysis

— Invalidated Lap ■ Personal Best ■ Session Best B Crossing the pit lane

Lap	Time	Sector 1	Sector 2	Sector 3	T.Spd	Elapsed	Lap	Time	Sector 1	Sector 2	Sector 3	T.Spd	Elapsed	
6	2:06.797	29.260	1:01.919	35.618		13:19.209	4	1:52.980	26.292	55.476	31.212	188.3	8:22.438	
7	<u>2:07.168</u>	<u>28.824</u>	<u>1:02.218</u>	<u>36.126</u>		15:26.377	5	1:53.109	26.264	55.616	31.229	185.8	10:15.547	
18	Jesús LAHOZ Alfa Romeo GTV 1.750							6	1:53.306	26.262	55.678	31.366	186.8	12:08.853
1	2:56.938	1:08.681	1:09.336	38.921		2:56.938	7	1:53.939	26.376	55.759	31.804	184.3	14:02.792	
2	2:17.624	35.983	1:05.866	35.775	134.5	5:14.562	8	1:53.279	<u>26.211</u>	<u>55.667</u>	<u>31.401</u>		15:56.071	
3	2:07.072	29.802	1:02.343	34.927	166.6	7:21.634								
4	2:06.995	29.617	1:01.506	35.872		9:28.629								
5	2:07.525	29.965	1:01.142	36.418		11:36.154								
19	Santiago PRIETO Hyundai Accent GT													
1	2:44.353	51.372	1:12.981	40.000		2:44.353								
2	2:14.407	31.587	1:05.223	37.597		4:58.760								
3	2:14.313	30.932	1:06.138	37.243		7:13.073								
4	2:15.653	31.076	1:07.283	37.294		9:28.726								
5	2:11.916	30.631	1:03.635	37.650		11:40.642								
6	2:11.784	30.313	1:04.322	37.149		13:52.426								
7	2:11.762	30.113	1:04.342	37.307		16:04.188								
20	Adrian GARCIA Hyundai Accent GT													
1	2:51.922	52.829	1:15.697	43.396		2:51.922								
2	2:14.801	32.033	1:04.798	37.970		5:06.723								
3	2:15.096	32.134	1:04.745	38.217		7:21.819								
4	2:14.785	31.095	1:05.605	38.085		9:36.604								
5	2:15.304	31.166	1:06.348	37.790		11:51.908								
6	<u>2:15.250</u>	<u>31.358</u>	<u>1:05.878</u>	<u>38.014</u>		14:07.158								
7	2:15.462	31.604	1:05.769	38.089		16:22.620								
25	Carlos CORTÉS Hyundai Getz Copa													
1	3:07.370	1:14.213	1:13.158	39.999		3:07.370								
2	2:08.467	30.259	1:02.300	35.908	160.0	5:15.837								
3	2:20.479	36.549	1:07.794	36.136	143.4	7:36.316								
4	2:08.486	29.905	1:02.386	36.195	161.9	9:44.802								
5	2:08.483	29.885	1:02.770	35.828	162.6	11:53.285								
6	2:24.460	30.245	1:18.572	35.643	163.4	14:17.745								
7	2:07.388	29.658	1:02.310	35.420	162.3	16:25.133								
30	Oliver SALAZAR BMW M2 CS Racing													
1	2:10.147	34.108	1:03.069	32.970		2:10.147								
2	1:54.987	26.971	56.966	31.050	203.9	4:05.134								
3	1:52.948	26.260	56.079	30.609	205.1	5:58.082								
4	1:52.144	25.703	55.385	31.056	206.3	7:50.226								
5	1:50.998	25.911	54.292	30.795	206.3	9:41.224								
6	1:54.019	26.256	56.081	31.682	208.8	11:35.243								
7	1:51.431	25.656	55.199	30.576	207.6	13:26.674								
8	1:50.061	<u>25.592</u>	<u>54.316</u>	<u>30.153</u>	208.2	15:16.735								
34	Luis Alfredo MAURICE Renault Clio Cup V													
1	2:36.488	46.640	1:13.881	35.967		2:36.488								
2	1:58.197	28.086	58.801	31.310	177.2	4:34.685								
3	1:54.773	26.269	55.740	32.764	188.9	6:29.458								




Final Race Director Report

Hour	Flag	Message
------	------	---------

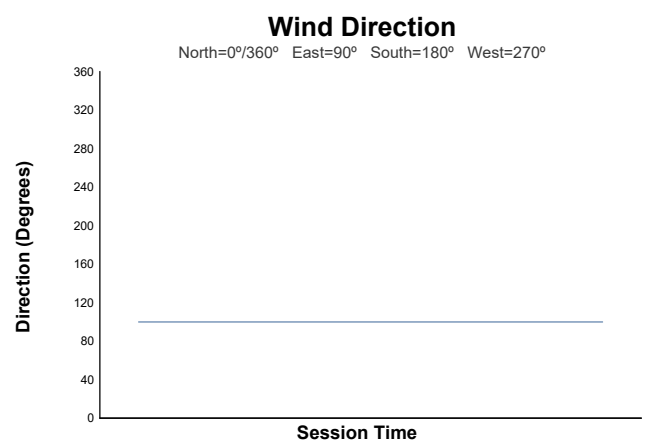
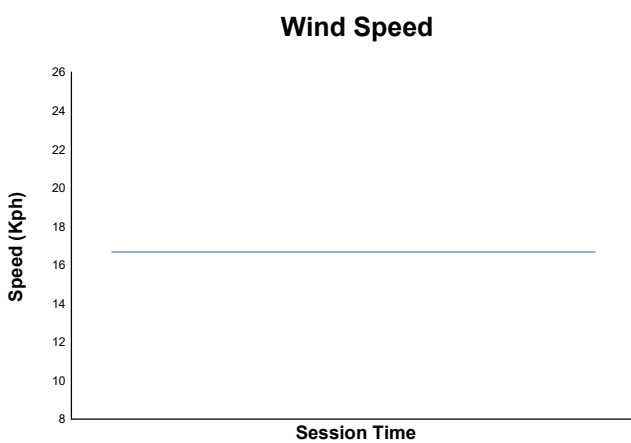
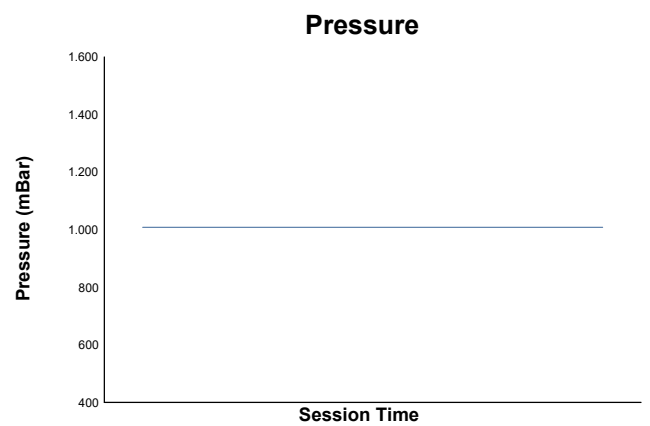
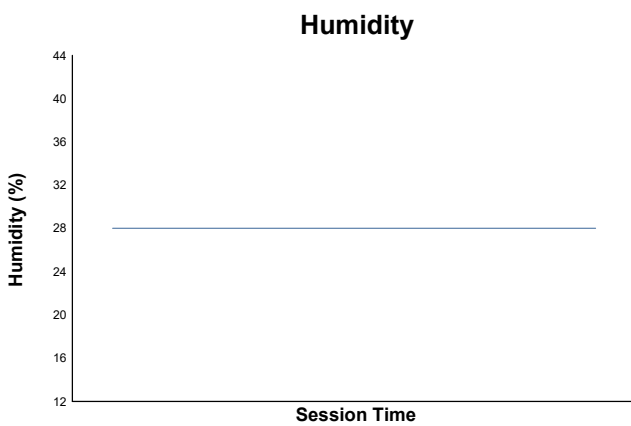
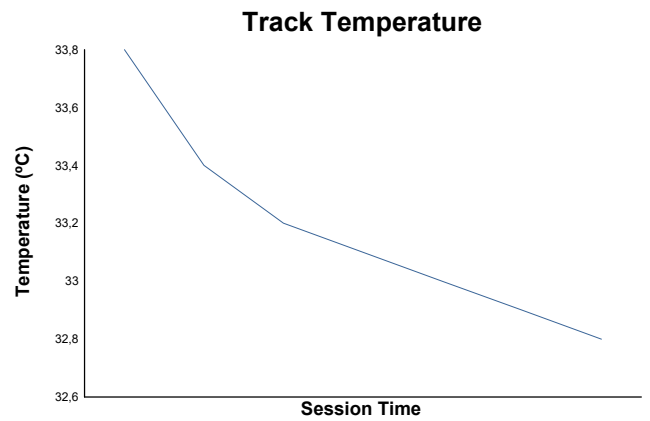
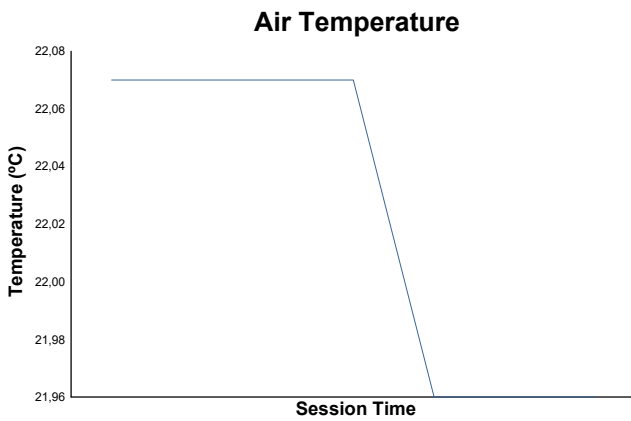
Published at:

	Timekeeper: Alberto ESTÉBANEZ
--	-----------------------------------------




ROUND 1 - CIRCUIT RICARDO TORMO
CTO COMUNIDAD VALENCIANA
Entrenamientos Clasificatorios 2

Weather Report



Track Status: **DRY**




CTO COMUNIDAD VALENCIANA

ROUND 1 - CIRCUIT RICARDO TORMO

Entrenamientos Clasificatorios 2

Handicaps Analysis

No	In Time		Out Time		Pit Time	Handicap	Gap	Window
	Hour	Elapsed	Hour	Elapsed				
2	/ Renault Clio Sport 172 CL2							
1	16:30:00.000		16:30:17.715	17.715	17.715 (17.715)			
3	/ Citroen Saxo 16v CL1							
1	16:30:00.000		16:30:14.160	14.160	14.160 (14.160)			
4	/ Hyundai Accent Cup CL1							
1	16:30:00.000		16:30:23.080	23.080	23.080 (23.080)			
5	/ Audi TT CL3							
1	16:30:00.000		16:30:26.199	26.199	26.199 (26.199)			
6	/ Renault Clio 16v CL2							
1	16:30:00.000		16:30:28.915	28.915	28.915 (28.915)			
7	/ Peugeot 308 Racing Cup CL4							
1	16:30:00.000		16:30:39.569	39.569	39.569 (39.569)			
2	16:34:36.301	4:36.301	16:34:42.044	4:42.044	5.743 (5.743)			
3	16:36:28.134	6:28.134	16:36:33.897	6:33.897	5.763 (5.763)			
4	16:38:19.069	8:19.069	16:38:24.829	8:24.829	5.760 (5.760)			
5	16:40:09.076	10:09.076	16:40:14.831	10:14.831	5.755 (5.755)			
6	16:41:58.227	11:58.227	16:42:03.947	12:03.947	5.720 (5.720)			
7	16:43:50.140	13:50.140	16:43:55.920	13:55.920	5.780 (5.780)			
8	/ Renault Clio Cup IV CL3							
1	16:30:00.000		16:30:12.396	12.396	12.396 (12.396)			
2	16:44:23.010	14:23.010	16:45:56.957	15:56.957	1:33.947 (93.947)			
10	/ Renault Clio Cup III CL2							
1	16:30:00.000		16:30:08.945	8.945	8.945 (8.945)			
11	/ Renault Clio Cup IV CL3							
1	16:30:00.000		16:30:03.215	3.215	3.215 (3.215)			
2	16:33:29.050	3:29.050	16:38:39.886	8:39.886	5:10.836 (310.836)			
13	/ Hyundai Getz Copa CL1							
1	16:30:00.000		16:30:35.378	35.378	35.378 (35.378)			
2	16:37:24.087	7:24.087	16:38:19.646	8:19.646	55.559 (55.559)			
16	/ Renault Megane Supercopa CL2							
1	16:30:00.000		16:30:31.887	31.887	31.887 (31.887)			
17	/ Peugeot 206 GTI CL2							
1	16:30:00.000		16:30:06.124	6.124	6.124 (6.124)			
18	/ Alfa Romeo GTV 1.750 CL2							
1	16:30:00.000		16:30:33.757	33.757	33.757 (33.757)			
19	/ Hyundai Accent GT CL1							
1	16:30:00.000		16:30:19.766	19.766	19.766 (19.766)			
20	/ Hyundai Accent GT CL1							
1	16:30:00.000		16:30:21.912	21.912	21.912 (21.912)			
25	/ Hyundai Getz Copa CL1							
1	16:30:00.000		16:30:42.118	42.118	42.118 (42.118)			
30	/ BMW M2 CS Racing CL5							
1	16:30:00.000		16:30:03.468	3.468	3.468 (3.468)			
34	/ Renault Clio Cup V CL3							
1	16:30:00.000		16:30:09.153	9.153	9.153 (9.153)			
40	/ Renault Clio Cup IV CL3							
1	16:30:00.000		16:30:36.458	36.458	36.458 (36.458)			
2	16:40:22.449	10:22.449	16:41:25.766	11:25.766	1:03.317 (63.317)			




CTO COMUNIDAD VALENCIANA
ROUND 1 - CIRCUIT RICARDO TORMO
Entrenamientos Clasificatorios 2

Handicaps Analysis

No	In Time		Out Time		Pit Time	Handicap	Gap	Window
	Hour	Elapsed	Hour	Elapsed				
69	/ Hyundai Accent Cup CL1							
1	16:30:00.000		16:30:07.692	7.692	7.692 (7.692)			


CARS WITHOUT PIT STOPS DURING THE SESSION: 42.



CTO COMUNIDAD VALENCIANA
ROUND 1 - CIRCUIT RICARDO TORMO
Carrera 1 (20 Minutes +1 Lap)


Final Starting Grid

Alejandro MESQUITA	42	- 11 -	30	Oliver SALAZAR
Jose Luis ALBORS	11	- 10 -	10	Martín ACOSTA
2:16.718 Maya SERRAT	19	- 9 -	69	2:16.315 Julian ANGUIX
2:12.085 Abel HERNANDEZ	4	- 8 -	20	2:10.737 Carlos DURÁN
2:09.163 Esteban PALACIOS	13	- 7 -	25	2:08.517 Carlos CORTÉS
2:06.855 Carlos Alberto ACOSTA	17	- 6 -	18	2:05.671 Jesús LAHOZ
2:03.663 Zoe BALDÓ	6	- 5 -	2	2:02.643 Fátima FARRONA
2:02.573 Guillem CABRERA	16	- 4 -	3	2:01.091 Jaime CELA
1:59.578 Vicente Gabriel VALLÉS	5	- 3 -	8	1:54.143 Manuel BOTELLA
1:53.307 Luis Alfredo MAURICE	34	- 2 -	40	1:53.228 Jose PALOMAR
1:50.271 Gustavo GOMAR	7	- 1 -		


Pole ↓

Published at:9:20.....

	Timekeeper: Alberto ESTÉBANEZ
--	-----------------------------------------



CTO COMUNIDAD VALENCIANA
ROUND 1 - CIRCUIT RICARDO TORMO
Carrera 1 (20 Minutes + 1 Lap)

Final Classification

No	Driver	Nat	Team	Car	Cl.	Laps	Total Time	Gap	Kph	Best Lap		
										Lap	Time	Kph
1	7 Gustavo GOMAR			Peugeot 308 Racing Cup	CL4	11	22:27.893	-	117.7	11	1:59.836	120.3
2	34 Luis Alfredo MAURICE			Renault Clio Cup V	CL3	11	22:55.849	+27.956	115.3	11	2:01.779	118.4
3	30 Oliver SALAZAR			BMW M2 CS Racing	CL5	11	23:00.864	+32.971	114.9	11	2:00.129	120.0
4	40 Jose PALOMAR			Renault Clio Cup IV	CL3	11	23:01.401	+33.508	114.8	10	1:58.265	121.9
5	8 Manuel BOTELLA			Renault Clio Cup IV	CL3	11	23:08.337	+40.444	114.2	4	2:04.689	115.6
6	5 Vicente Gabriel VALLÉS			Audi TT	CL3	11	23:45.740	+1:17.847	111.2	11	2:05.126	115.2
7	11 Jose Luis ALBORS			Renault Clio Cup IV	CL3	11	24:03.913	+1:36.020	109.8	9	2:07.210	113.3
8	10 Martín ACOSTA			Renault Clio Sport III	CL2	11	24:05.144	+1:37.251	109.7	11	2:06.420	114.0
9	3 Jaime CELA			Citroen Saxo 16v	CL1	11	24:25.328	+1:57.435	108.2	6	2:09.878	111.0
10	42 Alejandro MESQUITA			Toyota MR2	CL3	10	22:55.574	1 Lap	104.8	10	2:09.014	111.8
11	16 Guillem CABRERA			Renault Megane Supercopa	CL2	10	22:55.748	1 Lap	104.8	10	2:09.814	111.1
12	2 Fátima FARRONA			Renault Clio Sport 172	CL2	10	23:31.288	1 Lap	102.2	6	2:14.108	107.5
13	25 Carlos CORTÉS			Hyundai Getz Copa	CL1	10	23:36.921	1 Lap	101.8	10	2:17.057	105.2
14	6 Zoe BALDÓ			Renault Clio 16v	CL2	10	24:17.346	1 Lap	98.9	9	2:10.529	110.5
15	17 Carlos Alberto ACOSTA			Peugeot 206 GTI	CL2	10	24:27.416	1 Lap	98.3	9	2:17.954	104.5
16	13 Esteban PALACIOS			Hyundai Getz Copa	CL1	10	24:38.640	1 Lap	97.5	10	2:22.514	101.2
17	20 Carlos DURÁN			Hyundai Accent GT	CL1	10	24:38.738	1 Lap	97.5	10	2:21.627	101.8
18	18 Jesús LAHOZ			Alfa Romeo GTV 1.750	CL2	9	21:07.646	2 Laps	102.4	8	2:17.002	105.2
19	4 Abel HERNANDEZ			Hyundai Accent Cup	CL1	9	23:00.307	2 Laps	94.0	9	2:26.287	98.6
20	69 Julian ANGUIX			Hyundai Accent Cup	CL1	9	23:02.062	2 Laps	93.9	9	2:26.782	98.2
21	19 Maya SERRAT			Hyundai Accent GT	CL1	9	24:32.346	2 Laps	88.1	9	2:32.264	94.7


Pole Position:	Gustavo GOMAR	1:50.271	130.8 Kph
Fastest Lap:	Lap10 Jose PALOMAR	1:58.265	121.9 Kph

COCHE #6 - PENALIZACIÓN DE 10sg - Art 22.2

Published at:17:35.....

Track Status: **WET**

	Timekeeper: Alberto ESTÉBANEZ
--	-----------------------------------------



CTO COMUNIDAD VALENCIANA
ROUND 1 - CIRCUIT RICARDO TORMO

Carrera 1

Final Classification by Class


No Driver	Nat	Team	Car	Time	Lap Total	Gap	Kph
CL1							
1	3	Jaime CELA	Citroen Saxo 16v	2:09.878	6	11	111.0
2	25	Carlos CORTÉS	Hyundai Getz Copa	2:17.057	10	10	105.2
3	13	Esteban PALACIOS	Hyundai Getz Copa	2:22.514	10	10	101.2
4	20	Carlos DURÁN	Hyundai Accent GT	2:21.627	10	10	101.8
5	4	Abel HERNANDEZ	Hyundai Accent Cup	2:26.287	9	9	98.6
6	69	Julian ANGUIX	Hyundai Accent Cup	2:26.782	9	9	98.2
7	19	Maya SERRAT	Hyundai Accent GT	2:32.264	9	9	94.7
CL2							
1	10	Martín ACOSTA	Renault Clio Cup III	2:06.420	11	11	114.0
2	16	Guillem CABRERA	Renault Megane Supercopa	2:09.814	10	10	111.1
3	2	Fátima FARRONA	Renault Clio Sport 172	2:14.108	6	10	107.5
4	6	Zoe BALDÓ	Renault Clio 16v	2:10.529	9	10	110.5
5	17	Carlos Alberto ACOSTA	Peugeot 206 GTI	2:17.954	9	10	104.5
6	18	Jesús LAHOZ	Alfa Romeo GTV 1.750	2:17.002	8	9	105.2
CL3							
1	34	Luis Alfredo MAURICE	Renault Clio Cup V	2:01.779	11	11	118.4
2	40	Jose PALOMAR	Renault Clio Cup IV	1:58.265	10	11	121.9
3	8	Manuel BOTELLA	Renault Clio Cup IV	2:04.689	4	11	115.6
4	5	Vicente Gabriel VALLÉS	Audi TT	2:05.126	11	11	115.2
5	11	Jose Luis ALBORS	Renault Clio Cup IV	2:07.210	9	11	113.3
6	42	Alejandro MESQUITA	Toyota MR2	2:09.014	10	10	111.8
CL4							
1	7	Gustavo GOMAR	Peugeot 308 Racing Cup	1:59.836	11	11	120.3
CL5							
1	30	Oliver SALAZAR	BMW M2 CS Racing	2:00.129	11	11	120.0

COCHE #6 - PENALIZACIÓN DE 10sg - Art 22.2

Published at: 17:35

Track Status: **WET**

Timekeeper:
Alberto ESTÉBANEZ



CTO COMUNIDAD VALENCIANA
ROUND 1 - CIRCUIT RICARDO TORMO

Carrera 1

Final Classification by Group


No Driver	Nat	Team	Car	Time	Lap Total	Gap	Kph
Trofeo Clásicos							
1	18	Jesús LAHOZ	Alfa Romeo GTV 1.750	2:17.002	8	9	105.2
Trofeo Open Clio Cup IV							
1	40	Jose PALOMAR	Renault Clio Cup IV	1:58.265	10	11	121.9
2	8	Manuel BOTELLA	Renault Clio Cup IV	2:04.689	4	11	+6.936 +6.936 115.6

COCHE #6 - PENALIZACIÓN DE 10sg - Art 22.2

Published at:

Track Status: **WET**


	<p>Timekeeper: Alberto ESTÉBANEZ</p>
--	-------------------------------------------------



CTO COMUNIDAD VALENCIANA
ROUND 1 - CIRCUIT RICARDO TORMO
Carrera 1

Lap Chart


		Lap											
No	Pos	Grid	1	2	3	4	5	6	7	8	9	10	11
7	1	7	7	7	7	7	7	7	7	7	7	7	7
40	2	40	8	8	8	8	8	8	8	34	34	34	34
34	3	34	34	34	34	34	34	34	34	8	8	30	30
8	4	8	40	40	40	30	30	30	30	30	30	8	40
5	5	5	5	5	5	40	40	40	40	40	40	40	8
3	6	3	11	11	30	5	5	5	5	5	5	5	5
16	7	16	3	30	11	11	11	11	11	11	11	11	11
2	8	2	30	10	3	10	10	10	10	10	10	10	10
6	9	6	10	3	10	3	3	3	3	3	3	3	3
18	10	18	2	25	25	18	6	16	16	16	16	16	42
17	11	17	25	18	18	6	16	42	42	42	42	16	
25	12	25	18	2	42	16	18	18	18	18	18	2	
13	13	13	42	42	6	42	42	2	2	2	2	25	
20	14	20	16	16	16	25	2	6	25	25	25	6	
4	15	4	13	6	2	2	25	25	17	6	6	17	
69	16	69	17	20	17	17	17	17	6	13	17	13	
19	17	19	20	17	20	13	13	13	13	17	13	20	
10	18	10	6	13	13	20	20	20	20	20	20		
11	19	11	69	69	69	4	4	4	4	4	4		
30	20	30	4	4	4	69	69	69	69	69	69		
42	21	42	19	19	19	19	19	19	19	19	19		



CTO COMUNIDAD VALENCIANA ROUND 1 - CIRCUIT RICARDO TORMO Carrera 1

Best Sector Times


Sector 1			Sector 2			Sector 3			Ideal Lap	Best Lap
Pos	No Driver	Time	No Driver	Time	No Driver	Time	Pos	No Driver		
1	40 J.PALOMAR	27.166	40 J.PALOMAR	57.856	16 G.CABRERA	32.420	1	40 J.PALOMAR	1:57.522	1:58.265 (1)
2	30 O.SALAZAR	27.194	34 L.MAURICE	58.772	40 J.PALOMAR	32.500	2	30 O.SALAZAR	1:59.464	2:00.129 (3)
3	7 G.GOMAR	27.548	7 G.GOMAR	59.357	7 G.GOMAR	32.580	3	7 G.GOMAR	1:59.485	1:59.836 (2)
4	34 L.MAURICE	27.762	30 O.SALAZAR	59.364	30 O.SALAZAR	32.906	4	34 L.MAURICE	1:59.635	2:01.779 (4)
5	8 M.BOTELLA	28.500	11 J.ALBORS	1:00.255	34 L.MAURICE	33.101	5	8 M.BOTELLA	2:03.810	2:04.689 (5)
6	5 V.VALLÉS	29.062	8 M.BOTELLA	1:01.467	8 M.BOTELLA	33.843	6	11 J.ALBORS	2:03.827	2:07.210 (8)
7	11 J.ALBORS	29.104	5 V.VALLÉS	1:01.531	5 V.VALLÉS	34.254	7	5 V.VALLÉS	2:04.847	2:05.126 (6)
8	10 M.ACOSTA	29.134	10 M.ACOSTA	1:01.989	11 J.ALBORS	34.468	8	10 M.ACOSTA	2:05.894	2:06.420 (7)
9	6 Z.BALDÓ	29.500	42 A.MESQUITA	1:03.900	10 M.ACOSTA	34.771	9	16 G.CABRERA	2:06.366	2:09.814 (10)
10	3 J.CELA	29.517	3 J.CELA	1:04.034	42 A.MESQUITA	35.020	10	42 A.MESQUITA	2:08.943	2:09.014 (9)
11	16 G.CABRERA	29.745	16 G.CABRERA	1:04.201	3 J.CELA	35.492	11	3 J.CELA	2:09.043	2:09.878 (11)
12	42 A.MESQUITA	30.023	6 Z.BALDÓ	1:05.019	6 Z.BALDÓ	35.899	12	6 Z.BALDÓ	2:10.418	2:10.529 (12)
13	2 F.FARRONA	30.192	2 F.FARRONA	1:06.756	2 F.FARRONA	36.876	13	2 F.FARRONA	2:13.824	2:14.108 (13)
14	17 C.ACOSTA	31.214	25 C.CORTÉS	1:06.873	18 J.LAHOZ	37.713	14	18 J.LAHOZ	2:15.882	2:17.002 (14)
15	18 J.LAHOZ	31.243	18 J.LAHOZ	1:06.926	17 C.ACOSTA	38.016	15	17 C.ACOSTA	2:16.641	2:17.954 (16)
16	25 C.CORTÉS	31.710	17 C.ACOSTA	1:07.411	13 E.PALACIOS	38.183	16	25 C.CORTÉS	2:16.998	2:17.057 (15)
17	20 C.DURÁN	31.767	20 C.DURÁN	1:10.816	25 C.CORTÉS	38.415	17	20 C.DURÁN	2:21.627	2:21.627 (17)
18	13 E.PALACIOS	32.336	13 E.PALACIOS	1:11.160	20 C.DURÁN	39.044	18	13 E.PALACIOS	2:21.679	2:22.514 (18)
19	4 A.HERNANDEZ	33.565	4 A.HERNANDEZ	1:11.681	69 J.ANGUIX	40.559	19	4 A.HERNANDEZ	2:25.872	2:26.287 (19)
20	69 J.ANGUIX	33.735	69 J.ANGUIX	1:12.488	4 A.HERNANDEZ	40.626	20	69 J.ANGUIX	2:26.782	2:26.782 (20)
21	19 M.SERRAT	33.748	19 M.SERRAT	1:15.235	19 M.SERRAT	43.182	21	19 M.SERRAT	2:32.165	2:32.264 (21)



CTO COMUNIDAD VALENCIANA
ROUND 1 - CIRCUIT RICARDO TORMO
Carrera 1

Best Top Speed


No Driver	Team	Class	Top 1		Top 2		Top 3		Top 4		Top 5		Avg
			Kph	Lap	Kph	Lap	Kph	Lap	Kph	Lap	Kph	Lap	
42	Alejandro MESQUITA	CL3	208.2	8	199.8	7	178.1	10	177.7	9			191,0
30	Oliver SALAZAR	CL5	205.7	11	205.1	4	204.5	9	204.5	8	204.5	7	204,9
7	Gustavo GOMAR	CL4	203.3	6	203.3	5	202.7	7	202.7	4	202.7	3	202,9
34	Luis Alfredo MAURICE	CL3	191.5	8	189.9	6	189.4	10	188.9	11	188.3	9	189,6
8	Manuel BOTELLA	CL3	188.9	11	187.8	10	187.3	9	186.3	7	186.3	4	187,3
40	Jose PALOMAR	CL3	188.3	11	188.3	5	187.8	8	187.3	10	186.3	9	187,6
3	Jaime CELA	CL1	187.8	7	186.3	3	185.8	11	185.3	4	184.3	8	185,9
5	Vicente Gabriel VALLÉS	CL3	186.3	9	186.3	5	184.3	10	182.4	7	182.4	6	184,3
17	Carlos Alberto ACOSTA	CL2	174.5	9	169.8	8	169.8	5	169.0	7	167.8	10	170,2
18	Jesús LAHOZ	CL2	169.0	6	166.6	5	166.2	7	165.8	3	157.8	8	165,1
25	Carlos CORTÉS	CL1	165.4	9	165.0	6	164.6	8	164.6	7	164.6	5	164,8
2	Fátima FARRONA	CL2											
4	Abel HERNANDEZ	CL1											
6	Zoe BALDÓ	CL2											
10	Martín ACOSTA	CL2											
11	Jose Luis ALBORS	CL3											
13	Esteban PALACIOS	CL1											
16	Guillem CABRERA	CL2											
19	Maya SERRAT	CL1											
20	Carlos DURÁN	CL1											
69	Julian ANGUIX	CL1											



CTO COMUNIDAD VALENCIANA
ROUND 1 - CIRCUIT RICARDO TORMO
Carrera 1

Leader Sequence by Class


No	Driver	Team	Car	Start Lap	End Lap	Laps	Total Laps
CL1							
3	Jaime CELA		Citroen Saxo 16v	1	11	11	11
CL2							
10	Martín ACOSTA		Renault Clio Cup III	1	11	11	11
CL3							
8	Manuel BOTELLA		Renault Clio Cup IV	1	7	7	7
34	Luis Alfredo MAURICE		Renault Clio Cup V	8	11	4	4
CL4							
7	Gustavo GOMAR		Peugeot 308 Racing Cup	1	11	11	11
CL5							
30	Oliver SALAZAR		BMW M2 CS Racing	1	11	11	11



CTO COMUNIDAD VALENCIANA
ROUND 1 - CIRCUIT RICARDO TORMO
Carrera 1

Fastest Lap Sequence

Elapsed	No Driver	Team	Car	Class	Time	Kph	Lap
4:08.700	7 Gustavo GOMAR		Peugeot 308 Racing Cup	CL4	2:01.499	118.7	2
6:08.887	7 Gustavo GOMAR		Peugeot 308 Racing Cup	CL4	2:00.187	120.0	3
19:04.635	40 Jose PALOMAR		Renault Clio Cup IV	CL3	1:58.599	121.6	9
21:02.900	40 Jose PALOMAR		Renault Clio Cup IV	CL3	1:58.265	121.9	10



CTO COMUNIDAD VALENCIANA


ROUND 1 - CIRCUIT RICARDO TORMO

Carrera 1

Sector Analysis

— Invalidated Lap ■ Personal Best ■ Session Best B Crossing the pit lane

Lap	Time	Sector 1	Sector 2	Sector 3	Kph	Elapsed	Lap	Time	Sector 1	Sector 2	Sector 3	Kph	Elapsed
2 Fátima FARRONA Renault Clio Sport 172							2	2:20.107	32.882	1:08.445	38.780	102.9	5:07.839
1	2:29.867	40.607	1:10.954	38.306	96.2	2:29.867	3	2:16.499	31.105	1:07.957	37.437	105.6	7:24.338
2	2:31.017	31.708	1:17.412	41.897	95.5	5:00.884	4	2:14.031	30.630	1:06.387	37.014	107.6	9:38.369
3	2:24.886	33.737	1:12.365	38.784	99.5	7:25.770	5	2:15.074	30.635	1:06.776	37.663	106.7	11:53.443
4	2:17.788	31.790	1:08.907	37.091	104.6	9:43.558	6	2:20.969B	30.806	1:06.075	44.088	102.3	14:14.412
5	2:16.624	30.838	1:08.552	37.234	105.5	12:00.182	7	3:06.929	1:24.148	1:05.686	37.095	77.1	17:21.341
6	2:14.108	30.476	1:06.756	36.876	107.5	14:14.290	8	2:13.715	30.578	1:05.064	38.073	107.8	19:35.056
7	2:23.460	30.192	1:14.294	38.974	100.5	16:37.750	9	2:10.529	29.500	1:05.019	36.010	110.5	21:45.585
8	2:16.980	30.849	1:08.467	37.664	105.3	18:54.730	10	2:21.761	33.724	1:12.138	35.899	101.7	24:07.346
9	2:18.632	31.434	1:09.903	37.295	104.0	21:13.362							
10	2:17.926	30.656	1:09.582	37.688	104.5	23:31.288							
3 Jaime CELA Citroen Saxo 16v							7 Gustavo GOMAR Peugeot 308 Racing Cup						
1	2:26.296	39.285	1:09.486	37.525	98.6	2:26.296	1	2:07.201	34.744	59.357	33.100	113.3	2:07.201
2	2:16.939	31.241	1:08.047	37.651	105.3	4:43.235	2	2:01.499	28.075	1:00.346	33.078	118.7	4:08.700
3	2:12.829	30.849	1:06.138	35.842	108.5	6:56.064	3	2:00.187	27.604	59.815	32.768	120.0	6:08.887
4	2:11.032	29.549	1:04.158	37.325	110.0	9:07.096	4	2:01.707	27.837	1:00.576	33.294	118.5	8:10.594
5	2:10.128	30.388	1:04.034	35.706	110.8	11:17.224	5	2:03.045	28.533	1:00.946	33.566	117.2	10:13.639
6	2:09.878	30.162	1:04.224	35.492	111.0	13:27.102	6	2:02.592	27.981	1:01.186	33.425	117.6	12:16.231
7	2:11.037	29.517	1:04.935	36.585	110.0	15:38.139	7	2:01.162	28.041	1:00.244	32.877	119.0	14:17.393
8	2:11.624	30.537	1:05.563	35.524	109.5	17:49.763	8	2:04.866	27.819	1:04.011	33.036	115.5	16:22.259
9	2:12.058	30.746	1:05.581	35.731	109.2	20:01.821	9	2:03.294	29.626	1:00.365	33.303	116.9	18:25.553
10	2:12.060	30.609	1:04.346	37.105	109.2	22:13.881	10	2:02.504	28.199	1:00.404	33.901	117.7	20:28.057
11	2:11.447	29.594	1:05.845	36.008	109.7	24:25.328	11	1:59.836	27.548	59.708	32.580	120.3	22:27.893
4 Abel HERNANDEZ Hyundai Accent Cup							8 Manuel BOTELLA Renault Clio Cup IV						
1	2:57.415	56.526	1:16.512	44.377	81.3	2:57.415	1	2:14.422	37.875	1:01.789	34.758	107.3	2:14.422
2	2:35.799	35.553	1:16.881	43.365	92.5	5:33.214	2	2:05.396	29.203	1:01.779	34.414	115.0	4:19.818
3	2:31.199	35.408	1:14.804	40.987	95.4	8:04.413	3	2:04.950	28.992	1:01.467	34.491	115.4	6:24.768
4	2:33.114	34.961	1:15.200	42.953	94.2	10:37.527	4	2:04.689	28.703	1:01.741	34.245	115.6	8:29.457
5	2:30.949	35.008	1:13.293	42.648	95.5	13:08.476	5	2:05.481	28.866	1:02.045	34.570	114.9	10:34.938
6	2:27.870	33.565	1:13.473	40.832	97.5	15:36.346	6	2:04.931	28.793	1:01.832	34.306	115.4	12:39.869
7	2:28.441	34.123	1:13.145	41.173	97.1	18:04.787	7	2:06.068	29.268	1:02.353	34.447	114.4	14:45.937
8	2:29.233	34.615	1:13.070	41.548	96.6	20:34.020	8	2:05.330	28.968	1:02.241	34.121	115.0	16:51.267
9	2:26.287	33.980	1:11.681	40.626	98.6	23:00.307	9	2:05.309	28.500	1:01.879	34.930	115.1	18:56.576
5 Vicente Gabriel VALLÉS Audi TT							10 Martín ACOSTA Renault Clio Cup III						
1	2:22.760	39.073	1:06.930	36.757	101.0	2:22.760	1	2:29.575	43.953	1:08.733	36.889	96.4	2:29.575
2	2:09.890	30.119	1:04.445	35.326	111.0	4:32.650	2	2:12.919	30.168	1:06.044	36.707	108.5	4:42.494
3	2:07.858	29.260	1:03.481	35.117	112.8	6:40.508	3	2:14.637	30.940	1:07.328	36.369	107.1	6:57.131
4	2:09.484	29.062	1:05.455	34.967	111.3	8:49.992	4	2:09.653	29.519	1:04.326	35.808	111.2	9:06.784
5	2:10.611	32.085	1:03.235	35.291	110.4	11:00.603	5	2:09.856	30.018	1:03.673	36.165	111.0	11:16.640
6	2:08.317	29.844	1:03.027	35.446	112.4	13:08.920	6	2:09.106	29.850	1:03.726	35.530	111.7	13:25.746
7	2:08.393	29.634	1:03.380	35.379	112.3	15:17.313	7	2:09.680	29.644	1:03.365	36.671	111.2	15:35.426
8	2:07.525	29.606	1:03.352	34.567	113.1	17:24.838	8	2:06.751	29.471	1:02.509	34.771	113.8	17:42.177
9	2:09.032	30.520	1:03.183	35.329	111.7	19:33.870	9	2:08.552	29.645	1:03.347	35.560	112.2	19:50.729
10	2:06.744	29.112	1:02.358	35.274	113.8	21:40.614	10	2:07.995	29.507	1:02.975	35.513	112.6	21:58.724
11	2:05.126	29.341	1:01.531	34.254	115.2	23:45.740	11	2:06.420	29.134	1:01.989	35.297	114.0	24:05.144
6 Zoe BALDÓ Renault Clio 16v							11 Jose Luis ALBORS Renault Clio Cup IV						
1	2:47.732	56.376	1:11.602	39.754	86.0	2:47.732	1	2:23.764	42.048	1:06.241	35.475	100.3	2:23.764
							2	2:09.650	30.119	1:04.386	35.145	111.2	4:33.414
							3	2:17.136	31.968	1:06.998	38.170	105.1	6:50.550



CTO COMUNIDAD VALENCIANA


ROUND 1 - CIRCUIT RICARDO TORMO

Carrera 1

Sector Analysis

— Invalidated Lap ■ Personal Best ■ Session Best B Crossing the pit lane

Lap	Time	Sector 1	Sector 2	Sector 3	Kph	Elapsed	Lap	Time	Sector 1	Sector 2	Sector 3	Kph	Elapsed
4	2:13.373	32.944	1:04.174	36.255	108.1	9:03.923	8	2:17.002	31.925	1:06.926	38.151	105.2	18:49.972
5	2:08.543	30.589	1:03.027	34.927	112.2	11:12.466	9	2:17.674	32.019	1:07.942	37.713	104.7	21:07.646
6	2:07.331	30.250	1:02.037	35.044	113.2	13:19.797	19 Maya SERRAT						Hyundai Accent GT
7	2:11.112	29.526	1:04.204	37.382	110.0	15:30.909	1	3:01.841	47.313	1:16.025	58.503	79.3	3:01.841
8	2:08.669	31.015	1:03.186	34.468	112.1	17:39.578	2	2:51.113	42.139	1:24.184	44.790	84.3	5:52.954
9	2:07.210	29.104	1:01.839	36.267	113.3	19:46.788	3	2:36.110	35.173	1:16.846	44.091	92.4	8:29.064
10	2:09.245	29.900	1:03.277	36.068	111.6	21:56.033	4	2:43.192	35.672	1:15.375	52.145	88.3	11:12.256
11	2:07.880	30.392	1:00.255	37.233	112.7	24:03.913	5	2:36.366	36.054	1:15.553	44.759	92.2	13:48.622
13 Esteban PALACIOS						Hyundai Getz Copa	6	3:01.241	35.493	1:15.235	1:10.513	79.6	16:49.863
1	2:39.924	44.504	1:14.623	40.797	90.2	2:39.924	7	2:36.424	35.886	1:16.707	43.831	92.2	19:26.287
2	2:35.037	32.706	1:11.160	51.171	93.0	5:14.961	8	2:33.795	34.250	1:16.016	43.529	93.7	22:00.082
3	2:25.328	32.336	1:11.649	41.343	99.2	7:40.289	9	2:32.264	33.748	1:15.334	43.182	94.7	24:32.346
4	2:25.005	33.127	1:11.379	40.499	99.4	10:05.294	20 Carlos DURÁN						Hyundai Accent GT
5	2:26.673	33.284	1:13.063	40.326	98.3	12:31.967	1	2:41.768	45.175	1:15.384	41.209	89.1	2:41.768
6	2:25.778	33.552	1:12.245	39.981	98.9	14:57.745	2	2:26.334	33.040	1:11.583	41.711	98.5	5:08.102
7	2:25.702	32.607	1:12.411	40.684	99.0	17:23.447	3	2:26.232	34.047	1:11.692	40.493	98.6	7:34.334
8	2:26.565	33.444	1:12.838	40.283	98.4	19:50.012	4	2:31.141	36.600	1:12.961	41.580	95.4	10:05.475
9	2:26.114	33.674	1:12.236	40.204	98.7	22:16.126	5	2:27.948	33.995	1:12.739	41.214	97.5	12:33.423
10	2:22.514	32.366	1:11.965	38.183	101.2	24:38.640	6	2:26.178	32.809	1:13.009	40.360	98.6	14:59.601
16 Guillem CABRERA						Renault Megane Supercopa	7	2:24.987	32.749	1:11.164	41.074	99.4	17:24.588
1	2:39.898	55.690	1:11.788	32.420	90.2	2:39.898	8	2:27.286	32.968	1:12.599	41.719	97.9	19:51.874
2	2:27.188	40.315	1:08.339	38.534	98.0	5:07.086	9	2:25.237	32.105	1:12.564	40.568	99.3	22:17.111
3	2:17.923	31.910	1:08.245	37.768	104.5	7:25.009	10	2:21.627	31.767	1:10.816	39.044	101.8	24:38.738
4	2:13.720	30.656	1:06.105	36.959	107.8	9:38.729	25 Carlos CORTÉS						Hyundai Getz Copa
5	2:15.229	30.715	1:06.654	37.860	106.6	11:53.958	1	2:33.479	43.548	1:11.161	38.770	93.9	2:33.479
6	2:13.370	31.001	1:05.585	36.784	108.1	14:07.328	2	2:21.859	32.617	1:10.165	39.077	101.6	4:55.338
7	2:13.521	30.928	1:05.198	37.395	108.0	16:20.849	3	2:22.319	32.944	1:10.367	39.008	101.3	7:17.657
8	2:13.860	32.325	1:05.520	36.015	107.7	18:34.709	4	2:23.416	33.382	1:11.423	38.611	100.5	9:41.073
9	2:11.225	30.218	1:04.850	36.157	109.9	20:45.934	5	2:19.183	32.309	1:08.459	38.415	103.6	12:00.256
10	2:09.814	29.745	1:04.201	35.868	111.1	22:55.748	6	2:18.613	32.185	1:07.907	38.521	104.0	14:18.869
17 Carlos Alberto ACOSTA						Peugeot 206 GTI	7	2:20.872	31.710	1:08.743	40.419	102.3	16:39.741
1	2:41.195	43.219	1:18.854	39.122	89.4	2:41.195	8	2:20.009	31.773	1:08.936	39.300	103.0	18:59.750
2	2:27.502	32.344	1:10.926	44.232	97.7	5:08.697	9	2:20.114	31.753	1:09.714	38.647	102.9	21:19.864
3	2:25.447	34.166	1:11.689	39.592	99.1	7:34.144	10	2:17.057	31.712	1:06.873	38.472	105.2	23:36.921
4	2:26.152	31.528	1:15.565	39.059	98.7	10:00.296	30 Oliver SALAZAR						BMW M2 CS Racing
5	2:23.256	33.263	1:10.872	39.121	100.6	12:23.552	1	2:29.472	44.202	1:09.105	36.165	96.5	2:29.472
6	2:31.907	39.593	1:12.826	39.488	94.9	14:55.459	2	2:08.619	29.149	1:04.745	34.725	112.1	4:38.091
7	2:21.406	31.918	1:10.358	39.130	102.0	17:16.865	3	2:05.864	28.585	1:03.383	33.896	114.6	6:43.955
8	2:33.556	40.409	1:13.187	39.960	93.9	19:50.421	4	2:03.219	27.651	1:01.728	33.840	117.0	8:47.174
9	2:17.954	32.414	1:07.411	38.129	104.5	22:08.375	5	2:03.456	27.281	1:01.886	34.289	116.8	10:50.630
10	2:19.041	31.214	1:09.811	38.016	103.7	24:27.416	6	2:02.987	27.950	1:01.944	33.093	117.2	12:53.617
18 Jesús LAHOZ						Alfa Romeo GTV 1.750	7	2:02.011	27.340	1:00.756	33.915	118.2	14:55.628
1	2:35.008	43.628	1:13.232	38.148	93.0	2:35.008	8	2:00.964	27.194	1:00.460	33.310	119.2	16:56.592
2	2:24.035	32.376	1:12.073	39.586	100.1	4:59.043	9	2:01.060	28.060	59.364	33.636	119.1	18:57.652
3	2:18.857	31.954	1:08.556	38.347	103.8	7:17.900	10	2:03.083	28.376	1:01.528	33.179	117.1	21:00.735
4	2:18.274	31.243	1:08.441	38.590	104.3	9:36.174	11	2:00.129	27.225	59.998	32.906	120.0	23:00.864
5	2:20.749	33.848	1:08.726	38.175	102.4	11:56.923	34 Luis Alfredo MAURICE						Renault Clio Cup V
6	2:17.266	31.880	1:07.422	37.964	105.0	14:14.189							
7	2:18.781	31.926	1:07.936	38.919	103.9	16:32.970							



CTO COMUNIDAD VALENCIANA

ROUND 1 - CIRCUIT RICARDO TORMO

Carrera 1

Sector Analysis

— Invalidated Lap ■ Personal Best ■ Session Best B Crossing the pit lane

Lap	Time	Sector 1	Sector 2	Sector 3	Kph	Elapsed	Lap	Time	Sector 1	Sector 2	Sector 3	Kph	Elapsed
1	2:16.423	36.740	1:04.483	35.200	105.7	2:16.423							
2	2:06.809	29.056	1:03.418	34.335	113.7	4:23.232							
3	2:07.083	29.166	1:03.116	34.801	113.5	6:30.315							
4	2:04.910	28.942	1:01.934	34.034	115.4	8:35.225							
5	2:04.674	28.920	1:01.759	33.995	115.6	10:39.899							
6	2:03.924	28.914	1:01.216	33.794	116.3	12:43.823							
7	2:02.389	27.979	1:00.861	33.549	117.8	14:46.212							
8	2:03.527	28.363	1:01.415	33.749	116.7	16:49.739							
9	2:02.401	28.312	1:00.464	33.625	117.8	18:52.140							
10	2:01.930	28.673	1:00.156	33.101	118.2	20:54.070							
11	2:01.779	27.762	58.772	35.245	118.4	22:55.849							

40

Jose PALOMAR

Renault Clio Cup IV

1	2:21.885	37.585	1:09.168	35.132	101.6	2:21.885
2	2:09.388	29.369	1:04.841	35.178	111.4	4:31.273
3	2:08.316	28.972	1:04.419	34.925	112.4	6:39.589
4	2:08.804	28.683	1:04.995	35.126	111.9	8:48.393
5	2:07.115	28.881	1:02.370	35.864	113.4	10:55.508
6	2:06.820	29.395	1:02.155	35.270	113.7	13:02.328
7	2:02.907	28.646	1:00.681	33.580	117.3	15:05.235
8	2:00.801	27.654	59.878	33.269	119.4	17:06.036
9	1:58.599	27.680	58.419	32.500	121.6	19:04.635
10	1:58.265	27.166	58.450	32.649	121.9	21:02.900
11	1:58.501	27.422	57.856	33.223	121.7	23:01.401

42

Alejandro MESQUITA

Toyota MR2


1	2:39.765	46.204	1:13.883	39.678	90.2	2:39.765
2	2:21.503	32.302	1:10.972	38.229	101.9	5:01.268
3	2:19.479	32.025	1:10.077	37.377	103.4	7:20.747
4	2:18.931	31.560	1:08.421	38.950	103.8	9:39.678
5	2:17.266	32.052	1:08.295	36.919	105.0	11:56.944
6	2:12.604	30.023	1:06.334	36.247	108.7	14:09.548
7	2:12.154	30.501	1:05.376	36.277	109.1	16:21.702
8	2:13.693	30.843	1:07.134	35.716	107.8	18:35.395
9	2:11.165	30.856	1:05.066	35.243	109.9	20:46.560
10	2:09.014	30.094	1:03.900	35.020	111.8	22:55.574

69

Julian ANGUIX

Hyundai Accent Cup

1	2:51.955	48.898	1:18.112	44.945	83.8	2:51.955
2	2:35.627	36.783	1:15.839	43.005	92.6	5:27.582
3	2:34.473	36.082	1:15.451	42.940	93.3	8:02.055
4	2:36.632	36.014	1:16.137	44.481	92.1	10:38.687
5	2:31.292	35.353	1:14.736	41.203	95.3	13:09.979
6	2:29.205	33.980	1:13.427	41.798	96.6	15:39.184
7	2:27.967	34.151	1:13.051	40.765	97.4	18:07.151
8	2:28.129	33.826	1:13.362	40.941	97.3	20:35.280
9	2:26.782	33.735	1:12.488	40.559	98.2	23:02.062



CTO COMUNIDAD VALENCIANA


ROUND 1 - CIRCUIT RICARDO TORMO

Carrera 1

Sector Analysis

— Invalidated Lap ■ Personal Best ■ Session Best B Crossing the pit lane

Lap	Time	Sector 1	Sector 2	Sector 3	Kph	Elapsed	Lap	Time	Sector 1	Sector 2	Sector 3	Kph	Elapsed
2 Fátima FARRONA Renault Clio Sport 172							2	2:20.107	32.882	1:08.445	38.780	102.9	5:07.839
1	2:29.867	40.607	1:10.954	38.306	96.2	2:29.867	3	2:16.499	31.105	1:07.957	37.437	105.6	7:24.338
2	2:31.017	31.708	1:17.412	41.897	95.5	5:00.884	4	2:14.031	30.630	1:06.387	37.014	107.6	9:38.369
3	2:24.886	33.737	1:12.365	38.784	99.5	7:25.770	5	2:15.074	30.635	1:06.776	37.663	106.7	11:53.443
4	2:17.788	31.790	1:08.907	37.091	104.6	9:43.558	6	2:20.969B	30.806	1:06.075	44.088	102.3	14:14.412
5	2:16.624	30.838	1:08.552	37.234	105.5	12:00.182	7	3:06.929	1:24.148	1:05.686	37.095	77.1	17:21.341
6	2:14.108	30.476	1:06.756	36.876	107.5	14:14.290	8	2:13.715	30.578	1:05.064	38.073	107.8	19:35.056
7	2:23.460	30.192	1:14.294	38.974	100.5	16:37.750	9	2:10.529	29.500	1:05.019	36.010	110.5	21:45.585
8	2:16.980	30.849	1:08.467	37.664	105.3	18:54.730	10	2:21.761	33.724	1:12.138	35.899	101.7	24:07.346
9	2:18.632	31.434	1:09.903	37.295	104.0	21:13.362							
10	2:17.926	30.656	1:09.582	37.688	104.5	23:31.288							
3 Jaime CELA Citroen Saxo 16v							7 Gustavo GOMAR Peugeot 308 Racing Cup						
1	2:26.296	39.285	1:09.486	37.525	98.6	2:26.296	1	2:07.201	34.744	59.357	33.100	113.3	2:07.201
2	2:16.939	31.241	1:08.047	37.651	105.3	4:43.235	2	2:01.499	28.075	1:00.346	33.078	118.7	4:08.700
3	2:12.829	30.849	1:06.138	35.842	108.5	6:56.064	3	2:00.187	27.604	59.815	32.768	120.0	6:08.887
4	2:11.032	29.549	1:04.158	37.325	110.0	9:07.096	4	2:01.707	27.837	1:00.576	33.294	118.5	8:10.594
5	2:10.128	30.388	1:04.034	35.706	110.8	11:17.224	5	2:03.045	28.533	1:00.946	33.566	117.2	10:13.639
6	2:09.878	30.162	1:04.224	35.492	111.0	13:27.102	6	2:02.592	27.981	1:01.186	33.425	117.6	12:16.231
7	2:11.037	29.517	1:04.935	36.585	110.0	15:38.139	7	2:01.162	28.041	1:00.244	32.877	119.0	14:17.393
8	2:11.624	30.537	1:05.563	35.524	109.5	17:49.763	8	2:04.866	27.819	1:04.011	33.036	115.5	16:22.259
9	2:12.058	30.746	1:05.581	35.731	109.2	20:01.821	9	2:03.294	29.626	1:00.365	33.303	116.9	18:25.553
10	2:12.060	30.609	1:04.346	37.105	109.2	22:13.881	10	2:02.504	28.199	1:00.404	33.901	117.7	20:28.057
11	2:11.447	29.594	1:05.845	36.008	109.7	24:25.328	11	1:59.836	27.548	59.708	32.580	120.3	22:27.893
4 Abel HERNANDEZ Hyundai Accent Cup							8 Manuel BOTELLA Renault Clio Cup IV						
1	2:57.415	56.526	1:16.512	44.377	81.3	2:57.415	1	2:14.422	37.875	1:01.789	34.758	107.3	2:14.422
2	2:35.799	35.553	1:16.881	43.365	92.5	5:33.214	2	2:05.396	29.203	1:01.779	34.414	115.0	4:19.818
3	2:31.199	35.408	1:14.804	40.987	95.4	8:04.413	3	2:04.950	28.992	1:01.467	34.491	115.4	6:24.768
4	2:33.114	34.961	1:15.200	42.953	94.2	10:37.527	4	2:04.689	28.703	1:01.741	34.245	115.6	8:29.457
5	2:30.949	35.008	1:13.293	42.648	95.5	13:08.476	5	2:05.481	28.866	1:02.045	34.570	114.9	10:34.938
6	2:27.870	33.565	1:13.473	40.832	97.5	15:36.346	6	2:04.931	28.793	1:01.832	34.306	115.4	12:39.869
7	2:28.441	34.123	1:13.145	41.173	97.1	18:04.787	7	2:06.068	29.268	1:02.353	34.447	114.4	14:45.937
8	2:29.233	34.615	1:13.070	41.548	96.6	20:34.020	8	2:05.330	28.968	1:02.241	34.121	115.0	16:51.267
9	2:26.287	33.980	1:11.681	40.626	98.6	23:00.307	9	2:05.309	28.500	1:01.879	34.930	115.1	18:56.576
5 Vicente Gabriel VALLÉS Audi TT							10 Martin ACOSTA Renault Clio Cup III						
1	2:22.760	39.073	1:06.930	36.757	101.0	2:22.760	1	2:29.575	43.953	1:08.733	36.889	96.4	2:29.575
2	2:09.890	30.119	1:04.445	35.326	111.0	4:32.650	2	2:12.919	30.168	1:06.044	36.707	108.5	4:42.494
3	2:07.858	29.260	1:03.481	35.117	112.8	6:40.508	3	2:14.637	30.940	1:07.328	36.369	107.1	6:57.131
4	2:09.484	29.062	1:05.455	34.967	111.3	8:49.992	4	2:09.653	29.519	1:04.326	35.808	111.2	9:06.784
5	2:10.611	32.085	1:03.235	35.291	110.4	11:00.603	5	2:09.856	30.018	1:03.673	36.165	111.0	11:16.640
6	2:08.317	29.844	1:03.027	35.446	112.4	13:08.920	6	2:09.106	29.850	1:03.726	35.530	111.7	13:25.746
7	2:08.393	29.634	1:03.380	35.379	112.3	15:17.313	7	2:09.680	29.644	1:03.365	36.671	111.2	15:35.426
8	2:07.525	29.606	1:03.352	34.567	113.1	17:24.838	8	2:06.751	29.471	1:02.509	34.771	113.8	17:42.177
9	2:09.032	30.520	1:03.183	35.329	111.7	19:33.870	9	2:08.552	29.645	1:03.347	35.560	112.2	19:50.729
10	2:06.744	29.112	1:02.358	35.274	113.8	21:40.614	10	2:07.995	29.507	1:02.975	35.513	112.6	21:58.724
11	2:05.126	29.341	1:01.531	34.254	115.2	23:45.740	11	2:06.420	29.134	1:01.989	35.297	114.0	24:05.144
6 Zoe BALDÓ Renault Clio 16v							11 Jose Luis ALBORS Renault Clio Cup IV						
1	2:47.732	56.376	1:11.602	39.754	86.0	2:47.732	1	2:23.764	42.048	1:06.241	35.475	100.3	2:23.764
							2	2:09.650	30.119	1:04.386	35.145	111.2	4:33.414
							3	2:17.136	31.968	1:06.998	38.170	105.1	6:50.550



CTO COMUNIDAD VALENCIANA


ROUND 1 - CIRCUIT RICARDO TORMO

Carrera 1

Sector Analysis

— Invalidated Lap ■ Personal Best ■ Session Best B Crossing the pit lane

Lap	Time	Sector 1	Sector 2	Sector 3	Kph	Elapsed	Lap	Time	Sector 1	Sector 2	Sector 3	Kph	Elapsed
4	2:13.373	32.944	1:04.174	36.255	108.1	9:03.923	8	2:17.002	31.925	1:06.926	38.151	105.2	18:49.972
5	2:08.543	30.589	1:03.027	34.927	112.2	11:12.466	9	2:17.674	32.019	1:07.942	37.713	104.7	21:07.646
6	2:07.331	30.250	1:02.037	35.044	113.2	13:19.797	19 Maya SERRAT						Hyundai Accent GT
7	2:11.112	29.526	1:04.204	37.382	110.0	15:30.909	1	3:01.841	47.313	1:16.025	58.503	79.3	3:01.841
8	2:08.669	31.015	1:03.186	34.468	112.1	17:39.578	2	2:51.113	42.139	1:24.184	44.790	84.3	5:52.954
9	2:07.210	29.104	1:01.839	36.267	113.3	19:46.788	3	2:36.110	35.173	1:16.846	44.091	92.4	8:29.064
10	2:09.245	29.900	1:03.277	36.068	111.6	21:56.033	4	2:43.192	35.672	1:15.375	52.145	88.3	11:12.256
11	2:07.880	30.392	1:00.255	37.233	112.7	24:03.913	5	2:36.366	36.054	1:15.553	44.759	92.2	13:48.622
13 Esteban PALACIOS						Hyundai Getz Copa	6	3:01.241	35.493	1:15.235	1:10.513	79.6	16:49.863
1	2:39.924	44.504	1:14.623	40.797	90.2	2:39.924	7	2:36.424	35.886	1:16.707	43.831	92.2	19:26.287
2	2:35.037	32.706	1:11.160	51.171	93.0	5:14.961	8	2:33.795	34.250	1:16.016	43.529	93.7	22:00.082
3	2:25.328	32.336	1:11.649	41.343	99.2	7:40.289	9	2:32.264	33.748	1:15.334	43.182	94.7	24:32.346
4	2:25.005	33.127	1:11.379	40.499	99.4	10:05.294	20 Carlos DURÁN						Hyundai Accent GT
5	2:26.673	33.284	1:13.063	40.326	98.3	12:31.967	1	2:41.768	45.175	1:15.384	41.209	89.1	2:41.768
6	2:25.778	33.552	1:12.245	39.981	98.9	14:57.745	2	2:26.334	33.040	1:11.583	41.711	98.5	5:08.102
7	2:25.702	32.607	1:12.411	40.684	99.0	17:23.447	3	2:26.232	34.047	1:11.692	40.493	98.6	7:34.334
8	2:26.565	33.444	1:12.838	40.283	98.4	19:50.012	4	2:31.141	36.600	1:12.961	41.580	95.4	10:05.475
9	2:26.114	33.674	1:12.236	40.204	98.7	22:16.126	5	2:27.948	33.995	1:12.739	41.214	97.5	12:33.423
10	2:22.514	32.366	1:11.965	38.183	101.2	24:38.640	6	2:26.178	32.809	1:13.009	40.360	98.6	14:59.601
16 Guillem CABRERA						Renault Megane Supercopa	7	2:24.987	32.749	1:11.164	41.074	99.4	17:24.588
1	2:39.898	55.690	1:11.788	32.420	90.2	2:39.898	8	2:27.286	32.968	1:12.599	41.719	97.9	19:51.874
2	2:27.188	40.315	1:08.339	38.534	98.0	5:07.086	9	2:25.237	32.105	1:12.564	40.568	99.3	22:17.111
3	2:17.923	31.910	1:08.245	37.768	104.5	7:25.009	10	2:21.627	31.767	1:10.816	39.044	101.8	24:38.738
4	2:13.720	30.656	1:06.105	36.959	107.8	9:38.729	25 Carlos CORTÉS						Hyundai Getz Copa
5	2:15.229	30.715	1:06.654	37.860	106.6	11:53.958	1	2:33.479	43.548	1:11.161	38.770	93.9	2:33.479
6	2:13.370	31.001	1:05.585	36.784	108.1	14:07.328	2	2:21.859	32.617	1:10.165	39.077	101.6	4:55.338
7	2:13.521	30.928	1:05.198	37.395	108.0	16:20.849	3	2:22.319	32.944	1:10.367	39.008	101.3	7:17.657
8	2:13.860	32.325	1:05.520	36.015	107.7	18:34.709	4	2:23.416	33.382	1:11.423	38.611	100.5	9:41.073
9	2:11.225	30.218	1:04.850	36.157	109.9	20:45.934	5	2:19.183	32.309	1:08.459	38.415	103.6	12:00.256
10	2:09.814	29.745	1:04.201	35.868	111.1	22:55.748	6	2:18.613	32.185	1:07.907	38.521	104.0	14:18.869
17 Carlos Alberto ACOSTA						Peugeot 206 GTI	7	2:20.872	31.710	1:08.743	40.419	102.3	16:39.741
1	2:41.195	43.219	1:18.854	39.122	89.4	2:41.195	8	2:20.009	31.773	1:08.936	39.300	103.0	18:59.750
2	2:27.502	32.344	1:10.926	44.232	97.7	5:08.697	9	2:20.114	31.753	1:09.714	38.647	102.9	21:19.864
3	2:25.447	34.166	1:11.689	39.592	99.1	7:34.144	10	2:17.057	31.712	1:06.873	38.472	105.2	23:36.921
4	2:26.152	31.528	1:15.565	39.059	98.7	10:00.296	30 Oliver SALAZAR						BMW M2 CS Racing
5	2:23.256	33.263	1:10.872	39.121	100.6	12:23.552	1	2:29.472	44.202	1:09.105	36.165	96.5	2:29.472
6	2:31.907	39.593	1:12.826	39.488	94.9	14:55.459	2	2:08.619	29.149	1:04.745	34.725	112.1	4:38.091
7	2:21.406	31.918	1:10.358	39.130	102.0	17:16.865	3	2:05.864	28.585	1:03.383	33.896	114.6	6:43.955
8	2:33.556	40.409	1:13.187	39.960	93.9	19:50.421	4	2:03.219	27.651	1:01.728	33.840	117.0	8:47.174
9	2:17.954	32.414	1:07.411	38.129	104.5	22:08.375	5	2:03.456	27.281	1:01.886	34.289	116.8	10:50.630
10	2:19.041	31.214	1:09.811	38.016	103.7	24:27.416	6	2:02.987	27.950	1:01.944	33.093	117.2	12:53.617
18 Jesús LAHOZ						Alfa Romeo GTV 1.750	7	2:02.011	27.340	1:00.756	33.915	118.2	14:55.628
1	2:35.008	43.628	1:13.232	38.148	93.0	2:35.008	8	2:00.964	27.194	1:00.460	33.310	119.2	16:56.592
2	2:24.035	32.376	1:12.073	39.586	100.1	4:59.043	9	2:01.060	28.060	59.364	33.636	119.1	18:57.652
3	2:18.857	31.954	1:08.556	38.347	103.8	7:17.900	10	2:03.083	28.376	1:01.528	33.179	117.1	21:00.735
4	2:18.274	31.243	1:08.441	38.590	104.3	9:36.174	11	2:00.129	27.225	59.998	32.906	120.0	23:00.864
5	2:20.749	33.848	1:08.726	38.175	102.4	11:56.923	34 Luis Alfredo MAURICE						Renault Clio Cup V
6	2:17.266	31.880	1:07.422	37.964	105.0	14:14.189							
7	2:18.781	31.926	1:07.936	38.919	103.9	16:32.970							



CTO COMUNIDAD VALENCIANA

ROUND 1 - CIRCUIT RICARDO TORMO

Carrera 1

Sector Analysis

— Invalidated Lap ■ Personal Best ■ Session Best B Crossing the pit lane

Lap	Time	Sector 1	Sector 2	Sector 3	Kph	Elapsed	Lap	Time	Sector 1	Sector 2	Sector 3	Kph	Elapsed
1	2:16.423	36.740	1:04.483	35.200	105.7	2:16.423							
2	2:06.809	29.056	1:03.418	34.335	113.7	4:23.232							
3	2:07.083	29.166	1:03.116	34.801	113.5	6:30.315							
4	2:04.910	28.942	1:01.934	34.034	115.4	8:35.225							
5	2:04.674	28.920	1:01.759	33.995	115.6	10:39.899							
6	2:03.924	28.914	1:01.216	33.794	116.3	12:43.823							
7	2:02.389	27.979	1:00.861	33.549	117.8	14:46.212							
8	2:03.527	28.363	1:01.415	33.749	116.7	16:49.739							
9	2:02.401	28.312	1:00.464	33.625	117.8	18:52.140							
10	2:01.930	28.673	1:00.156	33.101	118.2	20:54.070							
11	2:01.779	27.762	58.772	35.245	118.4	22:55.849							

40

Jose PALOMAR

Renault Clio Cup IV

1	2:21.885	37.585	1:09.168	35.132	101.6	2:21.885
2	2:09.388	29.369	1:04.841	35.178	111.4	4:31.273
3	2:08.316	28.972	1:04.419	34.925	112.4	6:39.589
4	2:08.804	28.683	1:04.995	35.126	111.9	8:48.393
5	2:07.115	28.881	1:02.370	35.864	113.4	10:55.508
6	2:06.820	29.395	1:02.155	35.270	113.7	13:02.328
7	2:02.907	28.646	1:00.681	33.580	117.3	15:05.235
8	2:00.801	27.654	59.878	33.269	119.4	17:06.036
9	1:58.599	27.680	58.419	32.500	121.6	19:04.635
10	1:58.265	27.166	58.450	32.649	121.9	21:02.900
11	1:58.501	27.422	57.856	33.223	121.7	23:01.401

42

Alejandro MESQUITA

Toyota MR2


1	2:39.765	46.204	1:13.883	39.678	90.2	2:39.765
2	2:21.503	32.302	1:10.972	38.229	101.9	5:01.268
3	2:19.479	32.025	1:10.077	37.377	103.4	7:20.747
4	2:18.931	31.560	1:08.421	38.950	103.8	9:39.678
5	2:17.266	32.052	1:08.295	36.919	105.0	11:56.944
6	2:12.604	30.023	1:06.334	36.247	108.7	14:09.548
7	2:12.154	30.501	1:05.376	36.277	109.1	16:21.702
8	2:13.693	30.843	1:07.134	35.716	107.8	18:35.395
9	2:11.165	30.856	1:05.066	35.243	109.9	20:46.560
10	2:09.014	30.094	1:03.900	35.020	111.8	22:55.574

69

Julian ANGUIX

Hyundai Accent Cup

1	2:51.955	48.898	1:18.112	44.945	83.8	2:51.955
2	2:35.627	36.783	1:15.839	43.005	92.6	5:27.582
3	2:34.473	36.082	1:15.451	42.940	93.3	8:02.055
4	2:36.632	36.014	1:16.137	44.481	92.1	10:38.687
5	2:31.292	35.353	1:14.736	41.203	95.3	13:09.979
6	2:29.205	33.980	1:13.427	41.798	96.6	15:39.184
7	2:27.967	34.151	1:13.051	40.765	97.4	18:07.151
8	2:28.129	33.826	1:13.362	40.941	97.3	20:35.280
9	2:26.782	33.735	1:12.488	40.559	98.2	23:02.062




CTO COMUNIDAD VALENCIANA
ROUND 1 - CIRCUIT RICARDO TORMO
Carrera 1

Provisional Race Director Report

Hour	Flag	Message
09:55:29		WET RACE
10:31:31		BANDERA NEGRA Y NARANJA COCHE 6
10:33:45	YF	DOUBLE YELLOW AT TURN 12
10:33:59	GF	GREEN FLAG
10:34:11		WET RACE
10:40:45	YF	DOUBLE YELLOW AT TURN 6
10:42:01	GF	GREEN FLAG
10:50:16		WET RACE
10:50:22		WET RACE

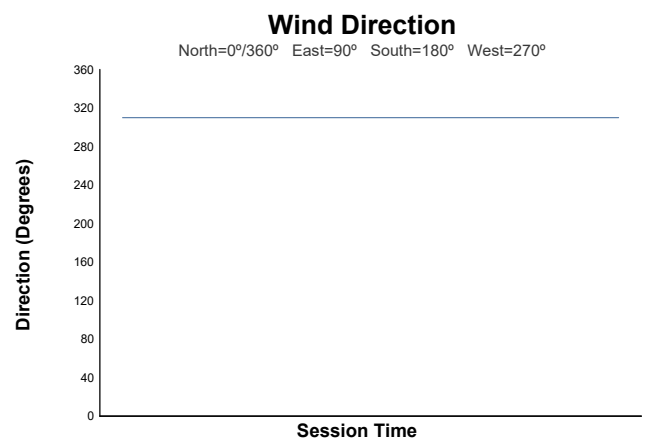
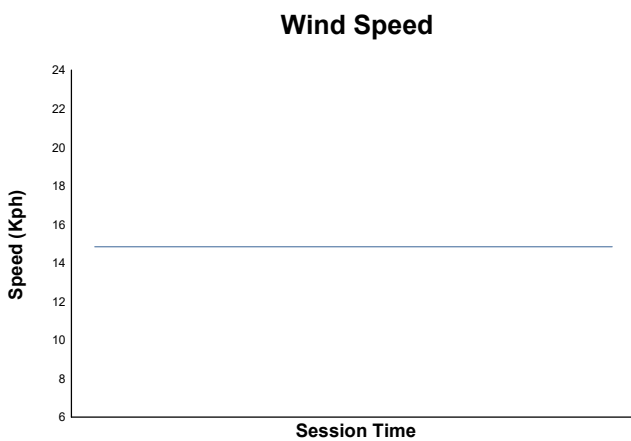
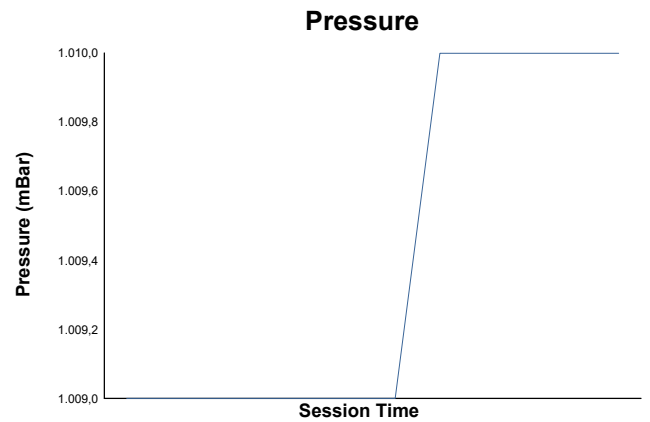
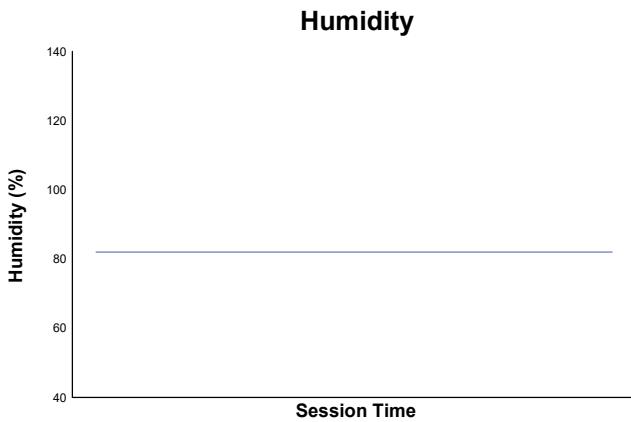
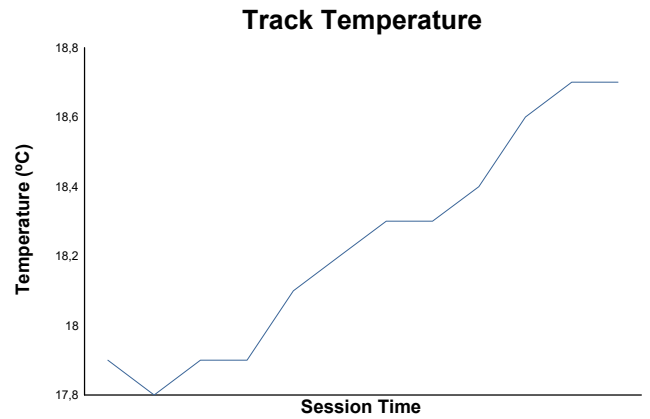
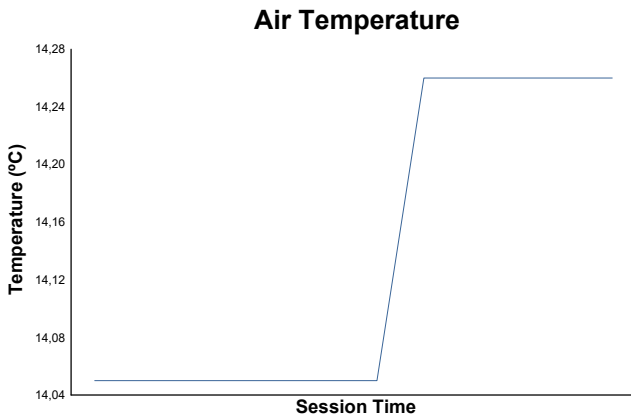
Published at:

Race Director:	Timekeeper: Alberto ESTÉBANEZ
-----------------------	-----------------------------------------




ROUND 1 - CIRCUIT RICARDO TORMO
CTO COMUNIDAD VALENCIANA
Carrera 1

Weather Report



Track Status: **WET**



CTO COMUNIDAD VALENCIANA
ROUND 1 - CIRCUIT RICARDO TORMO
Carrera 2 (20 Minutes +1 Lap)


Final Starting Grid

Alejandro MESQUITA	42	- 11 -	11	Germán LOPEZ
2:15.344 Julian ANGUIX	69	- 10 -	20	2:14.785 Adrian GARCIA
2:11.762 Santiago PRIETO	19	- 9 -	4	2:11.208 Abel HERNANDEZ
2:07.614 Esteban PALACIOS	13	- 8 -	25	2:07.388 Carlos CORTÉS
2:06.995 Jesús LAHOZ	18	- 7 -	17	2:06.797 Carlos Alberto ACOSTA
2:03.722 Zoe BALDÓ	6	- 6 -	2	2:03.628 Fátima FARRONA
2:01.878 Jaime CELA	3	- 5 -	16	2:01.588 Guillem CABRERA
2:01.141 Martín ACOSTA	10	- 4 -	5	1:59.583 Vicente Gabriel VALLÉS
1:53.769 Manuel BOTELLA	8	- 3 -	34	1:52.980 Luis Alfredo MAURICE
1:52.472 Jose PALOMAR	40	- 2 -	30	1:50.998 Oliver SALAZAR
1:48.255 Gustavo GOMAR	7	- 1 -		

Pole ↓

Published at:9:20.....

	Timekeeper: Alberto ESTÉBANEZ
--	-----------------------------------------



CTO COMUNIDAD VALENCIANA
ROUND 1 - CIRCUIT RICARDO TORMO
Carrera 2 (18 Minutes + 1 Lap)

Final Classification

No	Driver	Nat	Team	Car	Cl.	Laps	Total Time	Gap	Kph	Best Lap		
										Lap	Time	Kph
1	30 Oliver SALAZAR			BMW M2 CS Racing	CL5	10	21:59.808	-	109.2	9	1:57.219	123.0
2	11 Germán LOPEZ			Renault Clio Cup IV	CL3	10	22:00.331	+0.523	109.2	8	1:57.684	122.5
3	40 Jose PALOMAR			Renault Clio Cup IV	CL3	10	22:26.010	+26.202	107.1	9	1:56.911	123.3
4	3 Jaime CELA			Citroen Saxo 16v	CL1	10	22:27.165	+27.357	107.0	8	2:02.623	117.6
5	7 Gustavo GOMAR			Peugeot 308 Racing Cup	CL4	10	22:31.239	+31.431	106.7	9	1:58.338	121.8
6	6 Zoe BALDÓ			Renault Clio 16v	CL2	10	22:41.237	+41.429	105.9	9	2:05.126	115.2
7	5 Vicente Gabriel VALLÉS			Audi TT	CL3	10	22:42.216	+42.408	105.8	7	2:04.844	115.5
8	8 Manuel BOTELLA			Renault Clio Cup IV	CL3	10	22:43.929	+44.121	105.7	9	2:00.377	119.8
9	16 Guillem CABRERA			Renault Megane Supercopa	CL2	10	23:27.067	+1:27.259	102.5	8	2:11.250	109.9
10	17 Carlos Alberto ACOSTA			Peugeot 206 GTI	CL2	10	23:43.331	+1:43.523	101.3	8	2:09.351	111.5
11	25 Carlos CORTÉS			Hyundai Getz Copa	CL1	10	23:53.714	+1:53.906	100.6	10	2:16.967	105.3
12	2 Fátima FARRONA			Renault Clio Sport 172	CL2	10	23:54.000	+1:54.192	100.5	8	2:16.873	105.3
13	42 Alejandro MESQUITA			Toyota MR2	CL3	10	23:56.228	+1:56.420	100.4	7	2:00.660	119.5
14	34 Luis Alfredo MAURICE			Renault Clio Cup V	CL3	9	19:58.799	1 Lap	108.2	8	1:58.268	121.9
15	13 Esteban PALACIOS			Hyundai Getz Copa	CL1	9	22:00.351	1 Lap	98.3	8	2:20.806	102.4
16	19 Santiago PRIETO			Hyundai Accent GT	CL1	9	22:01.184	1 Lap	98.2	8	2:20.439	102.7
17	20 Adrian GARCIA			Hyundai Accent GT	CL1	9	22:02.050	1 Lap	98.2	6	2:16.966	105.3
18	4 Abel HERNANDEZ			Hyundai Accent Cup	CL1	9	22:20.064	1 Lap	96.8	6	2:23.731	100.3
19	69 Julian ANGUIX			Hyundai Accent Cup	CL1	9	22:22.223	1 Lap	96.7	8	2:23.564	100.4
20	18 Jesús LAHOZ			Alfa Romeo GTV 1.750	CL2	2	4:46.055	8 Laps	100.8	2	2:19.369	103.5
21	10 Martín ACOSTA			Renault Clio Cup III	CL2							


Pole Position:		Gustavo GOMAR	1:48.255	133.2 Kph
Fastest Lap:	Lap9	Jose PALOMAR	1:56.911	123.3 Kph

COCHE #40 - SANCIÓN DE 25sg - DOCUMENTO Nº 17
COCHE #7, #17 & #42 - SANCIÓN DE 25sg - DECISIÓN Nº 18

Published at:17:35.....

Track Status: **WET**

	Timekeeper: Alberto ESTÉBANEZ
--	-----------------------------------------



CTO COMUNIDAD VALENCIANA ROUND 1 - CIRCUIT RICARDO TORMO

Carrera 2

Final Classification by Class


No Driver	Nat	Team	Car	Time	Lap Total	Gap	Kph
CL1							
1	3	Jaime CELA	Citroen Saxo 16v	2:02.623	8	10	117.6
2	25	Carlos CORTÉS	Hyundai Getz Copa	2:16.967	10	10+1'26.549 26.549	105.3
3	13	Esteban PALACIOS	Hyundai Getz Copa	2:20.806	8	9 1 Laps 1 Laps	102.4
4	19	Santiago PRIETO	Hyundai Accent GT	2:20.439	8	9 1 Laps +0.833	102.7
5	20	Adrian GARCIA	Hyundai Accent GT	2:16.966	6	9 1 Laps +0.866	105.3
6	4	Abel HERNANDEZ	Hyundai Accent Cup	2:23.731	6	9 1 Laps+18.014	100.3
7	69	Julian ANGUIX	Hyundai Accent Cup	2:23.564	8	9 1 Laps +2.159	100.4
CL2							
1	6	Zoe BALDÓ	Renault Clio 16v	2:05.126	9	10	115.2
2	16	Guillem CABRERA	Renault Megane Supercopa	2:11.250	8	10 +45.830+45.830	109.9
3	17	Carlos Alberto ACOSTA	Peugeot 206 GTI	2:09.351	8	10+1'02.094+16.264	111.5
4	2	Fátima FARRONA	Renault Clio Sport 172	2:16.873	8	10+1'12.763+10.669	105.3
5	18	Jesús LAHOZ	Alfa Romeo GTV 1.750	2:19.369	2	2 8 Laps 8 Laps	103.5
6	10	Martín ACOSTA	Renault Clio Cup III				
CL3							
1	11	Germán LOPEZ	Renault Clio Cup IV	1:57.684	8	10	122.5
2	40	Jose PALOMAR	Renault Clio Cup IV	1:56.911	9	10 +25.679+25.679	123.3
3	5	Vicente Gabriel VALLÉS	Audi TT	2:04.844	7	10 +41.885+16.206	115.5
4	8	Manuel BOTELLA	Renault Clio Cup IV	2:00.377	9	10 +43.598 +1.713	119.8
5	42	Alejandro MESQUITA	Toyota MR2	2:00.660	7	10+1'55.897 12.299	119.5
6	34	Luis Alfredo MAURICE	Renault Clio Cup V	1:58.268	8	9 1 Laps 1 Laps	121.9
CL4							
1	7	Gustavo GOMAR	Peugeot 308 Racing Cup	1:58.338	9	10	121.8
CL5							
1	30	Oliver SALAZAR	BMW M2 CS Racing	1:57.219	9	10	123.0

COCHE #40 - SANCIÓN DE 25sg - DOCUMENTO Nº 17
COCHE #7, #17 & #42 - SANCIÓN DE 25sg - DECISIÓN Nº 18

Published at: 17:35

Track Status: **WET**

Timekeeper:
Alberto ESTÉBANEZ



CTO COMUNIDAD VALENCIANA
ROUND 1 - CIRCUIT RICARDO TORMO

Carrera 2

Final Classification by Group


No Driver	Nat	Team	Car	Time	Lap Total	Gap	Kph
Trofeo Clásicos							
1	18	Jesús LAHOZ	Alfa Romeo GTV 1.750	2:19.369	2	2	103.5
Trofeo Open Clio Cup IV							
1	40	Jose PALOMAR	Renault Clio Cup IV	1:56.911	9	10	123.3
2	8	Manuel BOTELLA	Renault Clio Cup IV	2:00.377	9	10 +17.919+17.919	119.8

COCHE #40 - SANCIÓN DE 25sg - DOCUMENTO N° 17
COCHE #7, #17 & #42 - SANCIÓN DE 25sg - DECISIÓN N° 18

Published at:

Track Status: **WET**


	<p>Timekeeper: Alberto ESTÉBANEZ</p>
--	-------------------------------------------------



CTO COMUNIDAD VALENCIANA
ROUND 1 - CIRCUIT RICARDO TORMO
Carrera 2

Lap Chart


		Lap										
No	Pos	Grid	1	2	3	4	5	6	7	8	9	10
7	1	7	30	30	30	30	30	30	30	30	30	30
30	2	30	40	34	34	34	34	34	34	11	11	11
40	3	40	34	40	40	40	40	11	11	34	34	40
34	4	34	11	11	11	11	11	40	40	40	40	7
8	5	8	8	8	8	8	8	8	7	7	7	3
5	6	5	5	5	5	3	3	7	8	8	8	6
10	7	10	6	6	6	5	5	3	3	3	3	5
16	8	16	3	3	3	7	7	5	5	5	5	8
3	9	3	17	17	17	6	6	6	6	6	6	17
2	10	2	2	2	2	16	16	16	42	42	17	16
6	11	6	25	7	7	2	2	42	16	16	16	42
17	12	17	18	18	25	25	17	17	17	17	42	25
18	13	18	7	25	16	17	25	2	2	2	2	2
25	14	25	16	16	4	4	42	25	25	25	25	
13	15	13	4	4	20	42	4	4	13	13	13	
4	16	4	20	20	19	13	13	13	4	20	19	
19	17	19	19	19	13	19	19	19	20	19	20	
20	18	20	69	13	69	69	69	20	19	4	4	
69	19	69	13	69	42	20	20	69	69	69	69	
11	20	11	42	42								
42	21	42										



CTO COMUNIDAD VALENCIANA ROUND 1 - CIRCUIT RICARDO TORMO Carrera 2

Best Sector Times


Sector 1			Sector 2			Sector 3			Ideal Lap	Best Lap
Pos	No Driver	Time	No Driver	Time	No Driver	Time	Pos	No Driver		
1	30 O.SALAZAR	26.413	40 J.PALOMAR	56.719	7 G.GOMAR	31.772	1	40 J.PALOMAR	1:55.548	1:56.911 (1)
2	11 G.LOPEZ	26.626	11 G.LOPEZ	56.808	40 J.PALOMAR	32.054	2	11 G.LOPEZ	1:55.736	1:57.684 (3)
3	40 J.PALOMAR	26.775	34 L.MAURICE	57.352	30 O.SALAZAR	32.083	3	34 L.MAURICE	1:56.341	1:58.268 (4)
4	34 L.MAURICE	26.841	30 O.SALAZAR	58.334	34 L.MAURICE	32.148	4	30 O.SALAZAR	1:56.830	1:57.219 (2)
5	7 G.GOMAR	27.421	7 G.GOMAR	58.619	11 G.LOPEZ	32.302	5	7 G.GOMAR	1:57.812	1:58.338 (5)
6	42 A.MESQUITA	27.698	8 M.BOTELLA	58.905	8 M.BOTELLA	32.967	6	8 M.BOTELLA	2:00.060	2:00.377 (6)
7	3 J.CELA	27.960	42 A.MESQUITA	59.471	42 A.MESQUITA	33.172	7	42 A.MESQUITA	2:00.341	2:00.660 (7)
8	8 M.BOTELLA	28.188	3 J.CELA	1:00.177	3 J.CELA	33.758	8	3 J.CELA	2:01.895	2:02.623 (8)
9	6 Z.BALDÓ	28.408	16 G.CABRERA	1:01.367	5 V.VALLÉS	34.495	9	5 V.VALLÉS	2:04.359	2:04.844 (9)
10	5 V.VALLÉS	28.427	5 V.VALLÉS	1:01.437	6 Z.BALDÓ	34.511	10	6 Z.BALDÓ	2:04.763	2:05.126 (10)
11	17 C.ACOSTA	29.305	10 M.ACOSTA	1:01.721	16 G.CABRERA	36.030	11	16 G.CABRERA	2:07.627	2:11.250 (12)
12	2 F.FARRONA	29.465	6 Z.BALDÓ	1:01.844	17 C.ACOSTA	36.054	12	17 C.ACOSTA	2:08.986	2:09.351 (11)
13	18 J.LAHOZ	30.222	17 C.ACOSTA	1:03.627	2 F.FARRONA	37.130	13	2 F.FARRONA	2:13.768	2:16.873 (13)
14	16 G.CABRERA	30.230	20 A.GARCIA	1:06.010	25 C.CORTÉS	37.565	14	18 J.LAHOZ	2:14.646	2:19.369 (16)
15	20 A.GARCIA	31.741	25 C.CORTÉS	1:06.056	20 A.GARCIA	38.026	15	25 C.CORTÉS	2:15.395	2:16.967 (15)
16	25 C.CORTÉS	31.774	18 J.LAHOZ	1:06.288	18 J.LAHOZ	38.136	16	20 A.GARCIA	2:15.777	2:16.966 (14)
17	19 S.PRIETO	32.054	2 F.FARRONA	1:07.173	13 E.PALACIOS	38.905	17	19 S.PRIETO	2:19.918	2:20.439 (17)
18	13 E.PALACIOS	32.206	19 S.PRIETO	1:08.856	19 S.PRIETO	39.008	18	13 E.PALACIOS	2:20.550	2:20.806 (18)
19	4 A.HERNANDEZ	33.021	13 E.PALACIOS	1:09.439	4 A.HERNANDEZ	39.069	19	4 A.HERNANDEZ	2:21.737	2:23.731 (20)
20	69 J.ANGUIX	33.445	4 A.HERNANDEZ	1:09.647	69 J.ANGUIX	39.654	20	69 J.ANGUIX	2:23.533	2:23.564 (19)



CTO COMUNIDAD VALENCIANA
ROUND 1 - CIRCUIT RICARDO TORMO
Carrera 2

Best Top Speed


No Driver	Team	Class	Top 1		Top 2		Top 3		Top 4		Top 5		
			Kph	Lap	Kph	Lap	Kph	Lap	Kph	Lap	Kph	Lap	Avg
7	Gustavo GOMAR	CL4	207.6	2	206.3	10	205.7	9	205.7	8	205.7	7	206,2
30	Oliver SALAZAR	CL5	206.9	10	205.1	9	204.5	7	203.9	8	203.9	2	204,9
8	Manuel BOTELLA	CL3	192.5	4	190.4	8	189.4	6	188.9	10	188.9	9	190,0
40	Jose PALOMAR	CL3	191.5	7	189.4	4	187.8	9	187.8	2	187.8	10	188,9
3	Jaime CELA	CL1	187.8	8	187.3	4	186.8	9	186.8	6	186.8	7	187,1
25	Carlos CORTÉS	CL1	166.2	7	165.0	8	164.6	10	164.2	4	163.8	9	164,8
2	Fátima FARRONA	CL2											
4	Abel HERNANDEZ	CL1											
5	Vicente Gabriel VALLÉS	CL3											
6	Zoe BALDÓ	CL2											
10	Martín ACOSTA	CL2											
11	Germán LOPEZ	CL3											
13	Esteban PALACIOS	CL1											
16	Guillem CABRERA	CL2											
17	Carlos Alberto ACOSTA	CL2											
18	Jesús LAHOZ	CL2											
19	Santiago PRIETO	CL1											
20	Adrian GARCIA	CL1											
34	Luis Alfredo MAURICE	CL3											
42	Alejandro MESQUITA	CL3											
69	Julian ANGUIX	CL1											



CTO COMUNIDAD VALENCIANA
ROUND 1 - CIRCUIT RICARDO TORMO
Carrera 2

Leader Sequence by Class


No	Driver	Team	Car	Start Lap	End Lap	Laps	Total Laps
CL1							
3	Jaime CELA		Citroen Saxo 16v	1	10	10	10
CL2							
6	Zoe BALDÓ		Renault Clio 16v	1	10	10	10
CL3							
40	Jose PALOMAR		Renault Clio Cup IV	1	1	1	1
34	Luis Alfredo MAURICE		Renault Clio Cup V	2	7	6	6
11	Germán LOPEZ		Renault Clio Cup IV	8	10	3	3
CL4							
7	Gustavo GOMAR		Peugeot 308 Racing Cup	1	10	10	10
CL5							
30	Oliver SALAZAR		BMW M2 CS Racing	1	10	10	10



CTO COMUNIDAD VALENCIANA ROUND 1 - CIRCUIT RICARDO TORMO Carrera 2

Fastest Lap Sequence

Elapsed	No	Driver	Team	Car	Class	Time	Kph	Lap
4:21.368	30	Oliver SALAZAR		BMW M2 CS Racing	CL5	2:18.191	104.3	2
4:22.436	34	Luis Alfredo MAURICE		Renault Clio Cup V	CL3	2:17.813	104.6	2
4:26.130	8	Manuel BOTELLA		Renault Clio Cup IV	CL3	2:15.832	106.1	2
4:28.645	5	Vicente Gabriel VALLÉS		Audi TT	CL3	2:15.463	106.4	2
4:31.903	6	Zoe BALDÓ		Renault Clio 16v	CL2	2:13.397	108.1	2
9:22.713	30	Oliver SALAZAR		BMW M2 CS Racing	CL5	2:07.101	113.4	4
14:01.472	30	Oliver SALAZAR		BMW M2 CS Racing	CL5	2:01.773	118.4	6
14:02.671	34	Luis Alfredo MAURICE		Renault Clio Cup V	CL3	2:00.842	119.3	6
14:03.167	11	Germán LOPEZ		Renault Clio Cup IV	CL3	2:00.572	119.6	6
16:00.642	30	Oliver SALAZAR		BMW M2 CS Racing	CL5	1:59.170	121.0	7
16:01.825	34	Luis Alfredo MAURICE		Renault Clio Cup V	CL3	1:59.154	121.0	7
16:02.138	11	Germán LOPEZ		Renault Clio Cup IV	CL3	1:58.971	121.2	7
17:59.153	30	Oliver SALAZAR		BMW M2 CS Racing	CL5	1:58.511	121.7	8
17:59.822	11	Germán LOPEZ		Renault Clio Cup IV	CL3	1:57.684	122.5	8
18:04.757	40	Jose PALOMAR		Renault Clio Cup IV	CL3	1:57.649	122.6	8
19:56.372	30	Oliver SALAZAR		BMW M2 CS Racing	CL5	1:57.219	123.0	9
20:01.668	40	Jose PALOMAR		Renault Clio Cup IV	CL3	1:56.911	123.3	9



CTO COMUNIDAD VALENCIANA


ROUND 1 - CIRCUIT RICARDO TORMO

Carrera 2

Sector Analysis

— Invalidated Lap ■ Personal Best ■ Session Best B Crossing the pit lane

Lap	Time	Sector 1	Sector 2	Sector 3	Kph	Elapsed	Lap	Time	Sector 1	Sector 2	Sector 3	Kph	Elapsed
2 Fátima FARRONA Renault Clio Sport 172							4	2:16.457	32.449	1:06.759	37.249	105.7	9:40.541
1	2:24.241	38.743	1:07.173	38.325	100.0	2:24.241	5	2:27.932	31.801	1:18.481	37.650	97.5	12:08.473
2	2:20.061	29.465	1:10.224	40.372	102.9	4:44.302	6	2:06.668	29.298	1:02.671	34.699	113.8	14:15.141
3	2:45.841	40.426	1:25.942	39.473	86.9	7:30.143	7	2:06.535	29.398	1:02.241	34.896	113.9	16:21.676
4	2:26.312	31.340	1:14.658	40.314	98.5	9:56.455	8	2:06.473	28.683	1:02.805	34.985	114.0	18:28.149
5	2:23.802	33.936	1:11.359	38.507	100.3	12:20.257	9	2:05.126	28.771	1:01.844	34.511	115.2	20:33.275
6	2:22.908	31.495	1:11.963	39.450	100.9	14:43.165	10	2:07.962	29.098	1:02.590	36.274	112.7	22:41.237
7	2:18.596	32.073	1:08.537	37.986	104.0	17:01.761							
8	2:16.873	31.895	1:07.848	37.130	105.3	19:18.634	7 Gustavo GOMAR Peugeot 308 Racing Cup						
9	2:17.116	31.513	1:08.363	37.240	105.2	21:35.750	1	2:28.364	43.026	1:11.472	33.866	97.2	2:28.364
10	2:18.250	31.942	1:07.660	38.648	104.3	23:54.000	2	2:16.451	27.421	1:08.520	40.510	105.7	4:44.815
							3	2:45.641	40.430	1:26.283	38.928	87.0	7:30.456
3 Jaime CELA Citroen Saxo 16v							4	2:08.384	28.150	1:01.784	38.450	112.3	9:38.840
1	2:18.736	37.766	1:03.928	37.042	103.9	2:18.736	5	2:27.105	31.532	1:19.487	36.086	98.0	12:05.945
2	2:13.933	28.733	1:05.024	40.176	107.7	4:32.669	6	2:02.549	28.838	1:00.447	33.264	117.7	14:08.494
3	2:52.415	49.751	1:23.280	39.384	83.6	7:25.084	7	2:01.452	28.504	1:00.586	32.362	118.7	16:09.946
4	2:11.757	29.087	1:02.276	40.394	109.4	9:36.841	8	1:59.235	28.246	58.885	32.104	120.9	18:09.181
5	2:28.272	31.825	1:18.662	37.785	97.2	12:05.113	9	1:58.338	27.753	58.619	31.966	121.8	20:07.519
6	2:05.708	28.819	1:02.558	34.331	114.7	14:10.821	10	1:58.720	27.879	59.069	31.772	121.4	22:06.239
7	2:03.816	28.499	1:01.345	33.972	116.4	16:14.637							
8	2:02.623	28.688	1:00.177	33.758	117.6	18:17.260	8 Manuel BOTELLA Renault Clio Cup IV						
9	2:02.920	27.960	1:00.725	34.235	117.3	20:20.180	1	2:10.298	35.791	58.970	35.537	110.7	2:10.298
10	2:06.985	28.825	1:02.867	35.293	113.5	22:27.165	2	2:15.832	28.507	1:01.428	45.897	106.1	4:26.130
							3	2:54.384	53.475	1:22.753	38.156	82.7	7:20.514
4 Abel HERNANDEZ Hyundai Accent Cup							4	2:14.872	29.643	1:05.076	40.153	106.9	9:35.386
1	2:32.698	43.337	1:09.647	39.714	94.4	2:32.698	5	2:27.690	31.511	1:18.537	37.642	97.6	12:03.076
2	2:24.806	34.105	1:11.176	39.525	99.6	4:57.504	6	2:05.081	29.269	1:01.762	34.050	115.3	14:08.157
3	2:38.611	33.830	1:23.348	41.433	90.9	7:36.115	7	2:03.548	29.598	1:00.708	33.242	116.7	16:11.705
4	2:28.188	33.021	1:13.349	41.818	97.3	10:04.303	8	2:01.052	29.113	58.905	33.034	119.1	18:12.757
5	2:26.472	34.620	1:11.929	39.923	98.4	12:30.775	9	2:00.377	28.188	59.222	32.967	119.8	20:13.134
6	2:23.731	33.070	1:11.187	39.474	100.3	14:54.506	10	2:30.795	33.651	1:11.608	45.536	95.6	22:43.929
7	2:23.858	34.099	1:10.690	39.069	100.2	17:18.364							
8	2:33.774	33.047	1:19.479	41.248	93.8	19:52.138	11 Germán LOPEZ Renault Clio Cup IV						
9	2:27.926	34.293	1:12.418	41.215	97.5	22:20.064	1	2:07.062	37.952	56.808	32.302	113.5	2:07.062
							2	2:17.814	26.626	1:03.161	48.027	104.6	4:24.876
5 Vicente Gabriel VALLÉS Audi TT							3	2:54.557	53.520	1:23.145	37.892	82.6	7:19.433
1	2:13.182	36.787	1:01.437	34.958	108.3	2:13.182	4	2:08.338	29.410	1:00.536	38.392	112.3	9:27.771
2	2:15.463	28.855	1:02.932	43.676	106.4	4:28.645	5	2:34.824	30.855	1:26.073	37.896	93.1	12:02.595
3	2:53.338	51.713	1:23.055	38.570	83.2	7:21.983	6	2:00.572	28.294	59.261	33.017	119.6	14:03.167
4	2:16.403	29.480	1:04.949	41.974	105.7	9:38.386	7	1:58.971	27.794	58.342	32.835	121.2	16:02.138
5	2:27.373	31.212	1:19.469	36.692	97.8	12:05.759	8	1:57.684	27.450	57.728	32.506	122.5	17:59.822
6	2:06.349	29.783	1:02.071	34.495	114.1	14:12.108	9	1:58.880	27.482	58.736	32.662	121.3	19:58.702
7	2:04.844	28.427	1:01.850	34.567	115.5	16:16.952	10	2:01.629	29.421	58.884	33.324	118.5	22:00.331
8	2:06.529	28.881	1:02.407	35.241	114.0	18:23.481							
9	2:08.581	30.014	1:03.515	35.052	112.1	20:32.062	13 Esteban PALACIOS Hyundai Getz Copa						
10	2:10.154	30.762	1:02.097	37.295	110.8	22:42.216	1	2:37.745	45.165	1:11.300	41.280	91.4	2:37.745
							2	2:29.841	37.760	1:12.546	39.535	96.2	5:07.586
6 Zoe BALDÓ Renault Clio 16v							3	2:31.623	32.206	1:17.749	41.668	95.1	7:39.209
1	2:18.506	38.811	1:03.561	36.134	104.1	2:18.506	4	2:27.249	34.713	1:10.759	41.777	97.9	10:06.458
2	2:13.397	28.408	1:04.780	40.209	108.1	4:31.903	5	2:27.131	34.492	1:12.862	39.777	98.0	12:33.589
3	2:52.181	49.937	1:23.493	38.751	83.7	7:24.084	6	2:21.362	32.370	1:10.087	38.905	102.0	14:54.951
							7	2:22.489	32.741	1:10.751	38.997	101.2	17:17.440
							8	2:20.806	32.308	1:09.585	38.913	102.4	19:38.246



CTO COMUNIDAD VALENCIANA


ROUND 1 - CIRCUIT RICARDO TORMO

Carrera 2

Sector Analysis

— Invalidated Lap ■ Personal Best ■ Session Best B Crossing the pit lane

Lap	Time	Sector 1	Sector 2	Sector 3	Kph	Elapsed	Lap	Time	Sector 1	Sector 2	Sector 3	Kph	Elapsed	
9	2:22.105	32.273	1:09.439	40.393	101.5	22:00.351								
16	Guillem CABRERA							25	Carlos CORTÉS					
						Renault Megane Supercopa							Hyundai Getz Copa	
1	2:30.528	38.412	1:01.367	50.749	95.8	2:30.528	1	2:26.407	41.579	1:06.056	38.772	98.5	2:26.407	
2	2:22.126	33.617	1:08.506	40.003	101.4	4:52.654	2	2:22.669	33.543	1:09.517	39.609	101.1	4:49.076	
3	2:41.806	36.208	1:25.272	40.326	89.1	7:34.460	3	2:45.280	39.023	1:25.187	41.070	87.2	7:34.356	
4	2:15.535	30.351	1:07.318	37.866	106.4	9:49.995	4	2:24.165	31.945	1:12.408	39.812	100.0	9:58.521	
5	2:20.372	31.894	1:10.357	38.121	102.7	12:10.367	5	2:24.458	33.654	1:11.022	39.782	99.8	12:22.979	
6	2:21.008	30.230	1:04.715	46.063	102.2	14:31.375	6	2:20.986	32.501	1:09.217	39.268	102.3	14:43.965	
7	2:13.542	30.885	1:06.521	36.136	108.0	16:44.917	7	2:18.522	32.024	1:07.965	38.533	104.1	17:02.487	
8	2:11.250	30.698	1:04.522	36.030	109.9	18:56.167	8	2:17.286	31.774	1:07.797	37.715	105.0	19:19.773	
9	2:15.054	30.918	1:07.059	37.077	106.8	21:11.221	9	2:16.974	32.061	1:07.348	37.565	105.3	21:36.747	
10	2:15.846	31.515	1:06.597	37.734	106.1	23:27.067	10	2:16.967	31.924	1:07.108	37.935	105.3	23:53.714	
17	Carlos Alberto ACOSTA							30	Oliver SALAZAR					
						Peugeot 206 GTI							BMW M2 CS Racing	
1	2:23.115	40.230	1:05.553	37.332	100.7	2:23.115	1	2:03.177	32.731	58.334	32.112	117.1	2:03.177	
2	2:18.619	29.753	1:08.223	40.643	104.0	4:41.734	2	2:18.191	27.092	1:01.189	49.910	104.3	4:21.368	
3	2:46.773	41.508	1:25.642	39.623	86.5	7:28.507	3	2:54.244	52.803	1:24.089	37.352	82.7	7:15.612	
4	2:30.819	30.636	1:20.263	39.920	95.6	9:59.326	4	2:07.101	27.976	1:03.052	36.073	113.4	9:22.713	
5	2:23.033	33.564	1:10.972	38.497	100.8	12:22.359	5	2:36.986	31.869	1:27.565	37.552	91.8	11:59.699	
6	2:15.063	30.139	1:08.503	36.421	106.8	14:37.422	6	2:01.773	27.970	1:01.210	32.593	118.4	14:01.472	
7	2:10.351	29.418	1:04.244	36.689	110.6	16:47.773	7	1:59.170	27.785	59.210	32.175	121.0	16:00.642	
8	2:09.351	29.305	1:03.992	36.054	111.5	18:57.124	8	1:58.511	26.966	58.980	32.565	121.7	17:59.153	
9	2:09.837	29.525	1:03.627	36.685	111.0	21:06.961	9	1:57.219	26.413	58.723	32.083	123.0	19:56.372	
10	2:11.370	30.376	1:04.646	36.348	109.8	23:18.331	10	2:03.436	27.115	1:00.092	36.229	116.8	21:59.808	
18	Jesús LAHOZ							34	Luis Alfredo MAURICE					
						Alfa Romeo GTV 1.750							Renault Clio Cup V	
1	2:26.686	42.262	1:06.288	38.136	98.3	2:26.686	1	2:04.623	35.123	57.352	32.148	115.7	2:04.623	
2	2:19.369	30.222	1:09.895	39.252	103.5	4:46.055	2	2:17.813	26.856	1:03.987	46.970	104.6	4:22.436	
							3	2:55.869	53.495	1:23.419	38.955	82.0	7:18.305	
							4	2:07.684	28.268	1:01.341	38.075	112.9	9:25.989	
							5	2:35.840	30.089	1:27.088	38.663	92.5	12:01.829	
							6	2:00.842	28.052	59.787	33.003	119.3	14:02.671	
							7	1:59.154	27.723	58.330	33.101	121.0	16:01.825	
							8	1:58.268	26.841	58.138	33.289	121.9	18:00.093	
							9	1:58.706	27.270	58.843	32.593	121.5	19:58.799	
19	Santiago PRIETO							40	Jose PALOMAR					
						Hyundai Accent GT							Renault Clio Cup IV	
1	2:34.100	44.836	1:09.075	40.189	93.6	2:34.100	1	2:04.219	34.525	56.719	32.975	116.1	2:04.219	
2	2:25.782	34.980	1:10.676	40.126	98.9	4:59.882	2	2:19.122	26.775	1:05.235	47.112	103.6	4:23.341	
3	2:39.207	33.949	1:22.925	42.333	90.6	7:39.089	3	2:55.284	54.106	1:23.284	37.894	82.3	7:18.625	
4	2:28.425	35.158	1:11.716	41.551	97.1	10:07.514	4	2:08.740	28.559	1:01.576	38.605	112.0	9:27.365	
5	2:27.888	34.322	1:13.189	40.377	97.5	12:35.402	5	2:34.683	30.248	1:26.480	37.955	93.2	12:02.048	
6	2:21.608	32.745	1:09.297	39.566	101.8	14:57.010	6	2:01.339	28.328	1:00.133	32.878	118.8	14:03.387	
7	2:22.274	33.072	1:10.045	39.157	101.3	17:19.284	7	2:03.721	27.649	1:02.204	33.868	116.5	16:07.108	
8	2:20.439	32.410	1:09.021	39.008	102.7	19:39.723	8	1:57.649	27.093	58.327	32.229	122.6	18:04.757	
9	2:21.461	32.054	1:08.856	40.551	101.9	22:01.184	9	1:56.911	26.950	57.907	32.054	123.3	20:01.668	
							10	1:59.342	27.855	58.060	33.427	120.8	22:01.010	
20	Adrian GARCIA							42	Alejandro MESQUITA					
						Hyundai Accent GT							Toyota MR2	
1	2:33.311	44.495	1:09.029	39.787	94.0	2:33.311	1	2:42.067	39.067	1:01.190	1:01.810	89.0	2:42.067	
2	2:25.421	34.556	1:10.812	40.053	99.1	4:58.732	2	2:32.878	37.080	1:14.676	41.122	94.3	5:14.945	
3	2:38.249	33.479	1:23.277	41.493	91.1	7:36.981	3	2:28.682	34.573	1:13.777	40.332	97.0	7:43.627	
4	2:37.020	44.432	1:11.086	41.502	91.8	10:14.001								
5	2:29.564	35.095	1:12.814	41.655	96.4	12:43.565								
6	2:16.966	32.930	1:06.010	38.026	105.3	15:00.531								
7	2:18.226	31.943	1:07.175	39.108	104.3	17:18.757								
8	2:20.645	32.444	1:08.606	39.595	102.5	19:39.402								
9	2:22.648	31.741	1:08.980	41.927	101.1	22:02.050								



CTO COMUNIDAD VALENCIANA ROUND 1 - CIRCUIT RICARDO TORMO Carrera 2

Sector Analysis

— Invalidated Lap ■ Personal Best ■ Session Best B Crossing the pit lane


Lap	Time	Sector 1	Sector 2	Sector 3	Kph	Elapsed	Lap	Time	Sector 1	Sector 2	Sector 3	Kph	Elapsed
4	2:21.861	29.521	1:10.200	42.140	101.6	10:05.488							
5	2:24.271	34.256	1:11.687	38.328	99.9	12:29.759							
6	2:02.505	27.973	1:00.880	33.652	117.7	14:32.264							
7	2:00.660	28.017	59.471	33.172	119.5	16:32.924							
8	2:13.834 B	28.416	1:00.447	44.971	107.7	18:46.758							
9	2:33.832	57.157	1:01.856	34.819	93.7	21:20.590							
10	2:10.638	27.698	59.863	43.077	110.4	23:31.228							

69

Julian ANGUIX

Hyundai Accent Cup

1	2:37.298	46.301	1:10.434	40.563	91.7	2:37.298
2	2:36.608	40.655	1:15.150	40.803	92.1	5:13.906
3	2:29.178	34.360	1:13.974	40.844	96.6	7:43.084
4	2:30.126	33.606	1:15.012	41.508	96.0	10:13.210
5	2:29.787	35.224	1:13.044	41.519	96.3	12:42.997
6	2:26.269	34.147	1:11.505	40.617	98.6	15:09.266
7	2:24.790	33.515	1:10.442	40.833	99.6	17:34.056
8	2:23.564	33.445	1:10.465	39.654	100.4	19:57.620
9	2:24.603	33.976	1:10.468	40.159	99.7	22:22.223



CTO COMUNIDAD VALENCIANA


ROUND 1 - CIRCUIT RICARDO TORMO

Carrera 2

Sector Analysis

— Invalidated Lap ■ Personal Best ■ Session Best B Crossing the pit lane

Lap	Time	Sector 1	Sector 2	Sector 3	Kph	Elapsed	Lap	Time	Sector 1	Sector 2	Sector 3	Kph	Elapsed
2 Fátima FARRONA Renault Clio Sport 172							4	2:16.457	32.449	1:06.759	37.249	105.7	9:40.541
1	2:24.241	38.743	1:07.173	38.325	100.0	2:24.241	5	2:27.932	31.801	1:18.481	37.650	97.5	12:08.473
2	2:20.061	29.465	1:10.224	40.372	102.9	4:44.302	6	2:06.668	29.298	1:02.671	34.699	113.8	14:15.141
3	2:45.841	40.426	1:25.942	39.473	86.9	7:30.143	7	2:06.535	29.398	1:02.241	34.896	113.9	16:21.676
4	2:26.312	31.340	1:14.658	40.314	98.5	9:56.455	8	2:06.473	28.683	1:02.805	34.985	114.0	18:28.149
5	2:23.802	33.936	1:11.359	38.507	100.3	12:20.257	9	2:05.126	28.771	1:01.844	34.511	115.2	20:33.275
6	2:22.908	31.495	1:11.963	39.450	100.9	14:43.165	10	2:07.962	29.098	1:02.590	36.274	112.7	22:41.237
7	2:18.596	32.073	1:08.537	37.986	104.0	17:01.761							
8	2:16.873	31.895	1:07.848	37.130	105.3	19:18.634	7 Gustavo GOMAR Peugeot 308 Racing Cup						
9	2:17.116	31.513	1:08.363	37.240	105.2	21:35.750	1	2:28.364	43.026	1:11.472	33.866	97.2	2:28.364
10	2:18.250	31.942	1:07.660	38.648	104.3	23:54.000	2	2:16.451	27.421	1:08.520	40.510	105.7	4:44.815
							3	2:45.641	40.430	1:26.283	38.928	87.0	7:30.456
3 Jaime CELA Citroen Saxo 16v							4	2:08.384	28.150	1:01.784	38.450	112.3	9:38.840
1	2:18.736	37.766	1:03.928	37.042	103.9	2:18.736	5	2:27.105	31.532	1:19.487	36.086	98.0	12:05.945
2	2:13.933	28.733	1:05.024	40.176	107.7	4:32.669	6	2:02.549	28.838	1:00.447	33.264	117.7	14:08.494
3	2:52.415	49.751	1:23.280	39.384	83.6	7:25.084	7	2:01.452	28.504	1:00.586	32.362	118.7	16:09.946
4	2:11.757	29.087	1:02.276	40.394	109.4	9:36.841	8	1:59.235	28.246	58.885	32.104	120.9	18:09.181
5	2:28.272	31.825	1:18.662	37.785	97.2	12:05.113	9	1:58.338	27.753	58.619	31.966	121.8	20:07.519
6	2:05.708	28.819	1:02.558	34.331	114.7	14:10.821	10	1:58.720	27.879	59.069	31.772	121.4	22:06.239
7	2:03.816	28.499	1:01.345	33.972	116.4	16:14.637							
8	2:02.623	28.688	1:00.177	33.758	117.6	18:17.260	8 Manuel BOTELLA Renault Clio Cup IV						
9	2:02.920	27.960	1:00.725	34.235	117.3	20:20.180	1	2:10.298	35.791	58.970	35.537	110.7	2:10.298
10	2:06.985	28.825	1:02.867	35.293	113.5	22:27.165	2	2:15.832	28.507	1:01.428	45.897	106.1	4:26.130
							3	2:54.384	53.475	1:22.753	38.156	82.7	7:20.514
4 Abel HERNANDEZ Hyundai Accent Cup							4	2:14.872	29.643	1:05.076	40.153	106.9	9:35.386
1	2:32.698	43.337	1:09.647	39.714	94.4	2:32.698	5	2:27.690	31.511	1:18.537	37.642	97.6	12:03.076
2	2:24.806	34.105	1:11.176	39.525	99.6	4:57.504	6	2:05.081	29.269	1:01.762	34.050	115.3	14:08.157
3	2:38.611	33.830	1:23.348	41.433	90.9	7:36.115	7	2:03.548	29.598	1:00.708	33.242	116.7	16:11.705
4	2:28.188	33.021	1:13.349	41.818	97.3	10:04.303	8	2:01.052	29.113	58.905	33.034	119.1	18:12.757
5	2:26.472	34.620	1:11.929	39.923	98.4	12:30.775	9	2:00.377	28.188	59.222	32.967	119.8	20:13.134
6	2:23.731	33.070	1:11.187	39.474	100.3	14:54.506	10	2:30.795	33.651	1:11.608	45.536	95.6	22:43.929
7	2:23.858	34.099	1:10.690	39.069	100.2	17:18.364							
8	2:33.774	33.047	1:19.479	41.248	93.8	19:52.138	11 Germán LOPEZ Renault Clio Cup IV						
9	2:27.926	34.293	1:12.418	41.215	97.5	22:20.064	1	2:07.062	37.952	56.808	32.302	113.5	2:07.062
							2	2:17.814	26.626	1:03.161	48.027	104.6	4:24.876
5 Vicente Gabriel VALLÉS Audi TT							3	2:54.557	53.520	1:23.145	37.892	82.6	7:19.433
1	2:13.182	36.787	1:01.437	34.958	108.3	2:13.182	4	2:08.338	29.410	1:00.536	38.392	112.3	9:27.771
2	2:15.463	28.855	1:02.932	43.676	106.4	4:28.645	5	2:34.824	30.855	1:26.073	37.896	93.1	12:02.595
3	2:53.338	51.713	1:23.055	38.570	83.2	7:21.983	6	2:00.572	28.294	59.261	33.017	119.6	14:03.167
4	2:16.403	29.480	1:04.949	41.974	105.7	9:38.386	7	1:58.971	27.794	58.342	32.835	121.2	16:02.138
5	2:27.373	31.212	1:19.469	36.692	97.8	12:05.759	8	1:57.684	27.450	57.728	32.506	122.5	17:59.822
6	2:06.349	29.783	1:02.071	34.495	114.1	14:12.108	9	1:58.880	27.482	58.736	32.662	121.3	19:58.702
7	2:04.844	28.427	1:01.850	34.567	115.5	16:16.952	10	2:01.629	29.421	58.884	33.324	118.5	22:00.331
8	2:06.529	28.881	1:02.407	35.241	114.0	18:23.481							
9	2:08.581	30.014	1:03.515	35.052	112.1	20:32.062	13 Esteban PALACIOS Hyundai Getz Copa						
10	2:10.154	30.762	1:02.097	37.295	110.8	22:42.216	1	2:37.745	45.165	1:11.300	41.280	91.4	2:37.745
							2	2:29.841	37.760	1:12.546	39.535	96.2	5:07.586
6 Zoe BALDÓ Renault Clio 16v							3	2:31.623	32.206	1:17.749	41.668	95.1	7:39.209
1	2:18.506	38.811	1:03.561	36.134	104.1	2:18.506	4	2:27.249	34.713	1:10.759	41.777	97.9	10:06.458
2	2:13.397	28.408	1:04.780	40.209	108.1	4:31.903	5	2:27.131	34.492	1:12.862	39.777	98.0	12:33.589
3	2:52.181	49.937	1:23.493	38.751	83.7	7:24.084	6	2:21.362	32.370	1:10.087	38.905	102.0	14:54.951
							7	2:22.489	32.741	1:10.751	38.997	101.2	17:17.440
							8	2:20.806	32.308	1:09.585	38.913	102.4	19:38.246



CTO COMUNIDAD VALENCIANA


ROUND 1 - CIRCUIT RICARDO TORMO

Carrera 2

Sector Analysis

— Invalidated Lap ■ Personal Best ■ Session Best B Crossing the pit lane

Lap	Time	Sector 1	Sector 2	Sector 3	Kph	Elapsed	Lap	Time	Sector 1	Sector 2	Sector 3	Kph	Elapsed	
9	2:22.105	32.273	1:09.439	40.393	101.5	22:00.351								
16	Guillem CABRERA							25	Carlos CORTÉS					
						Renault Megane Supercopa							Hyundai Getz Copa	
1	2:30.528	38.412	1:01.367	50.749	95.8	2:30.528	1	2:26.407	41.579	1:06.056	38.772	98.5	2:26.407	
2	2:22.126	33.617	1:08.506	40.003	101.4	4:52.654	2	2:22.669	33.543	1:09.517	39.609	101.1	4:49.076	
3	2:41.806	36.208	1:25.272	40.326	89.1	7:34.460	3	2:45.280	39.023	1:25.187	41.070	87.2	7:34.356	
4	2:15.535	30.351	1:07.318	37.866	106.4	9:49.995	4	2:24.165	31.945	1:12.408	39.812	100.0	9:58.521	
5	2:20.372	31.894	1:10.357	38.121	102.7	12:10.367	5	2:24.458	33.654	1:11.022	39.782	99.8	12:22.979	
6	2:21.008	30.230	1:04.715	46.063	102.2	14:31.375	6	2:20.986	32.501	1:09.217	39.268	102.3	14:43.965	
7	2:13.542	30.885	1:06.521	36.136	108.0	16:44.917	7	2:18.522	32.024	1:07.965	38.533	104.1	17:02.487	
8	2:11.250	30.698	1:04.522	36.030	109.9	18:56.167	8	2:17.286	31.774	1:07.797	37.715	105.0	19:19.773	
9	2:15.054	30.918	1:07.059	37.077	106.8	21:11.221	9	2:16.974	32.061	1:07.348	37.565	105.3	21:36.747	
10	2:15.846	31.515	1:06.597	37.734	106.1	23:27.067	10	2:16.967	31.924	1:07.108	37.935	105.3	23:53.714	
17	Carlos Alberto ACOSTA							30	Oliver SALAZAR					
						Peugeot 206 GTI							BMW M2 CS Racing	
1	2:23.115	40.230	1:05.553	37.332	100.7	2:23.115	1	2:03.177	32.731	58.334	32.112	117.1	2:03.177	
2	2:18.619	29.753	1:08.223	40.643	104.0	4:41.734	2	2:18.191	27.092	1:01.189	49.910	104.3	4:21.368	
3	2:46.773	41.508	1:25.642	39.623	86.5	7:28.507	3	2:54.244	52.803	1:24.089	37.352	82.7	7:15.612	
4	2:30.819	30.636	1:20.263	39.920	95.6	9:59.326	4	2:07.101	27.976	1:03.052	36.073	113.4	9:22.713	
5	2:23.033	33.564	1:10.972	38.497	100.8	12:22.359	5	2:36.986	31.869	1:27.565	37.552	91.8	11:59.699	
6	2:15.063	30.139	1:08.503	36.421	106.8	14:37.422	6	2:01.773	27.970	1:01.210	32.593	118.4	14:01.472	
7	2:10.351	29.418	1:04.244	36.689	110.6	16:47.773	7	1:59.170	27.785	59.210	32.175	121.0	16:00.642	
8	2:09.351	29.305	1:03.992	36.054	111.5	18:57.124	8	1:58.511	26.966	58.980	32.565	121.7	17:59.153	
9	2:09.837	29.525	1:03.627	36.685	111.0	21:06.961	9	1:57.219	26.413	58.723	32.083	123.0	19:56.372	
10	2:11.370	30.376	1:04.646	36.348	109.8	23:18.331	10	2:03.436	27.115	1:00.092	36.229	116.8	21:59.808	
18	Jesús LAHOZ							34	Luis Alfredo MAURICE					
						Alfa Romeo GTV 1.750							Renault Clio Cup V	
1	2:26.686	42.262	1:06.288	38.136	98.3	2:26.686	1	2:04.623	35.123	57.352	32.148	115.7	2:04.623	
2	2:19.369	30.222	1:09.895	39.252	103.5	4:46.055	2	2:17.813	26.856	1:03.987	46.970	104.6	4:22.436	
							3	2:55.869	53.495	1:23.419	38.955	82.0	7:18.305	
							4	2:07.684	28.268	1:01.341	38.075	112.9	9:25.989	
							5	2:35.840	30.089	1:27.088	38.663	92.5	12:01.829	
							6	2:00.842	28.052	59.787	33.003	119.3	14:02.671	
							7	1:59.154	27.723	58.330	33.101	121.0	16:01.825	
							8	1:58.268	26.841	58.138	33.289	121.9	18:00.093	
							9	1:58.706	27.270	58.843	32.593	121.5	19:58.799	
19	Santiago PRIETO							40	Jose PALOMAR					
						Hyundai Accent GT							Renault Clio Cup IV	
1	2:34.100	44.836	1:09.075	40.189	93.6	2:34.100	1	2:04.219	34.525	56.719	32.975	116.1	2:04.219	
2	2:25.782	34.980	1:10.676	40.126	98.9	4:59.882	2	2:19.122	26.775	1:05.235	47.112	103.6	4:23.341	
3	2:39.207	33.949	1:22.925	42.333	90.6	7:39.089	3	2:55.284	54.106	1:23.284	37.894	82.3	7:18.625	
4	2:28.425	35.158	1:11.716	41.551	97.1	10:07.514	4	2:08.740	28.559	1:01.576	38.605	112.0	9:27.365	
5	2:27.888	34.322	1:13.189	40.377	97.5	12:35.402	5	2:34.683	30.248	1:26.480	37.955	93.2	12:02.048	
6	2:21.608	32.745	1:09.297	39.566	101.8	14:57.010	6	2:01.339	28.328	1:00.133	32.878	118.8	14:03.387	
7	2:22.274	33.072	1:10.045	39.157	101.3	17:19.284	7	2:03.721	27.649	1:02.204	33.868	116.5	16:07.108	
8	2:20.439	32.410	1:09.021	39.008	102.7	19:39.723	8	1:57.649	27.093	58.327	32.229	122.6	18:04.757	
9	2:21.461	32.054	1:08.856	40.551	101.9	22:01.184	9	1:56.911	26.950	57.907	32.054	123.3	20:01.668	
							10	1:59.342	27.855	58.060	33.427	120.8	22:01.010	
20	Adrian GARCIA							42	Alejandro MESQUITA					
						Hyundai Accent GT							Toyota MR2	
1	2:33.311	44.495	1:09.029	39.787	94.0	2:33.311	1	2:42.067	39.067	1:01.190	1:01.810	89.0	2:42.067	
2	2:25.421	34.556	1:10.812	40.053	99.1	4:58.732	2	2:32.878	37.080	1:14.676	41.122	94.3	5:14.945	
3	2:38.249	33.479	1:23.277	41.493	91.1	7:36.981	3	2:28.682	34.573	1:13.777	40.332	97.0	7:43.627	
4	2:37.020	44.432	1:11.086	41.502	91.8	10:14.001								
5	2:29.564	35.095	1:12.814	41.655	96.4	12:43.565								
6	2:16.966	32.930	1:06.010	38.026	105.3	15:00.531								
7	2:18.226	31.943	1:07.175	39.108	104.3	17:18.757								
8	2:20.645	32.444	1:08.606	39.595	102.5	19:39.402								
9	2:22.648	31.741	1:08.980	41.927	101.1	22:02.050								



CTO COMUNIDAD VALENCIANA ROUND 1 - CIRCUIT RICARDO TORMO Carrera 2

Sector Analysis

— Invalidated Lap ■ Personal Best ■ Session Best B Crossing the pit lane


Lap	Time	Sector 1	Sector 2	Sector 3	Kph	Elapsed	Lap	Time	Sector 1	Sector 2	Sector 3	Kph	Elapsed
4	2:21.861	29.521	1:10.200	42.140	101.6	10:05.488							
5	2:24.271	34.256	1:11.687	38.328	99.9	12:29.759							
6	2:02.505	27.973	1:00.880	33.652	117.7	14:32.264							
7	2:00.660	28.017	59.471	33.172	119.5	16:32.924							
8	2:13.834 B	28.416	1:00.447	44.971	107.7	18:46.758							
9	2:33.832	57.157	1:01.856	34.819	93.7	21:20.590							
10	2:10.638	27.698	59.863	43.077	110.4	23:31.228							

69

Julian ANGUIX

Hyundai Accent Cup

1	2:37.298	46.301	1:10.434	40.563	91.7	2:37.298
2	2:36.608	40.655	1:15.150	40.803	92.1	5:13.906
3	2:29.178	34.360	1:13.974	40.844	96.6	7:43.084
4	2:30.126	33.606	1:15.012	41.508	96.0	10:13.210
5	2:29.787	35.224	1:13.044	41.519	96.3	12:42.997
6	2:26.269	34.147	1:11.505	40.617	98.6	15:09.266
7	2:24.790	33.515	1:10.442	40.833	99.6	17:34.056
8	2:23.564	33.445	1:10.465	39.654	100.4	19:57.620
9	2:24.603	33.976	1:10.468	40.159	99.7	22:22.223




CTO COMUNIDAD VALENCIANA
ROUND 1 - CIRCUIT RICARDO TORMO
Carrera 2

Provisional Race Director Report

Hour	Flag	Message
15:10:32		WET RACE
15:38:23		DRIVE THROUGH COCHE 40
15:38:38		DRIVE THROUGH COCHE 40, 7, 42

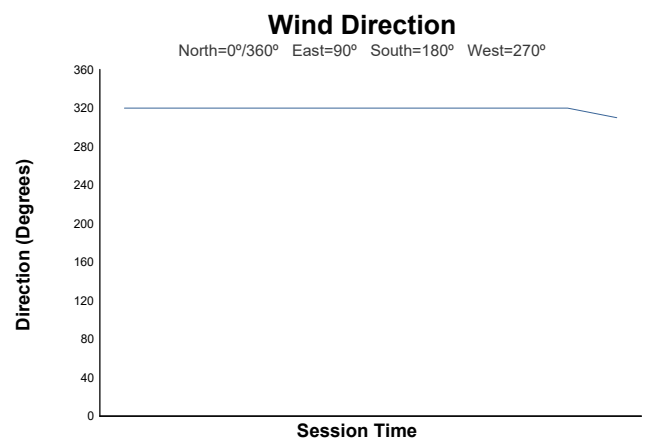
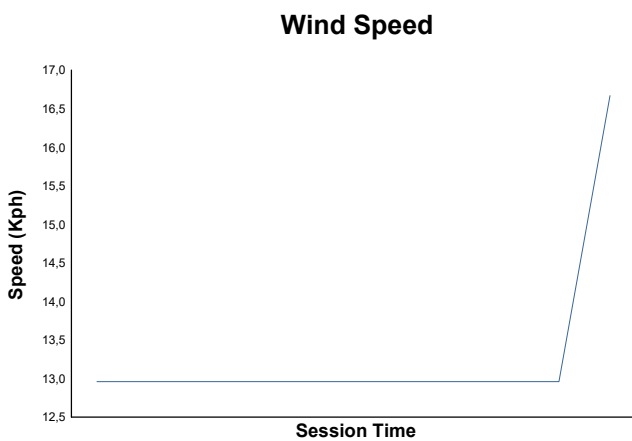
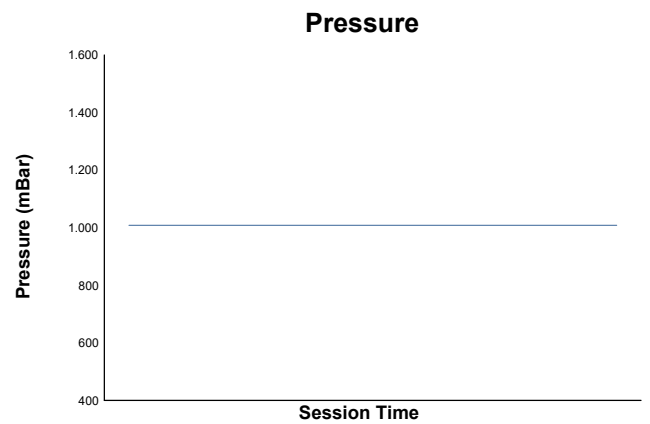
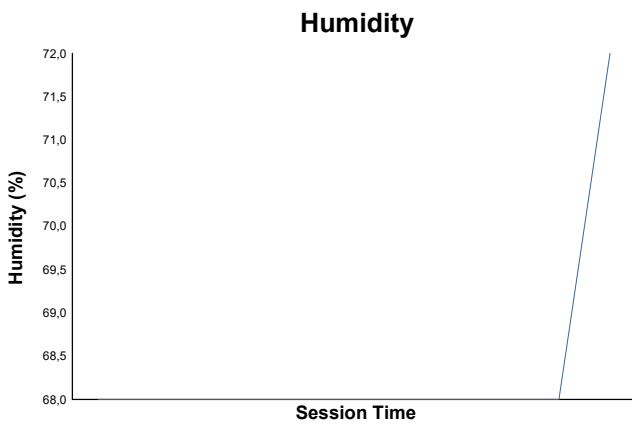
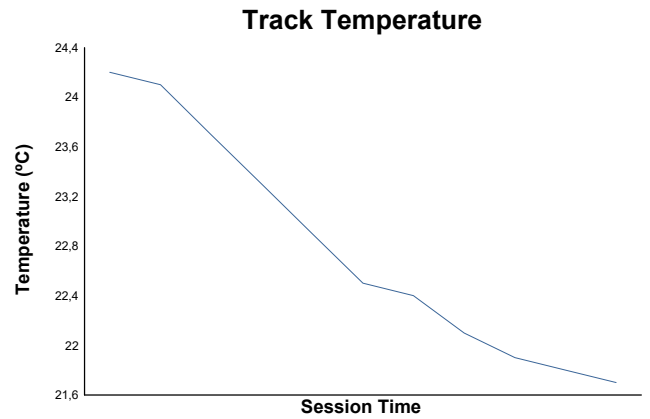
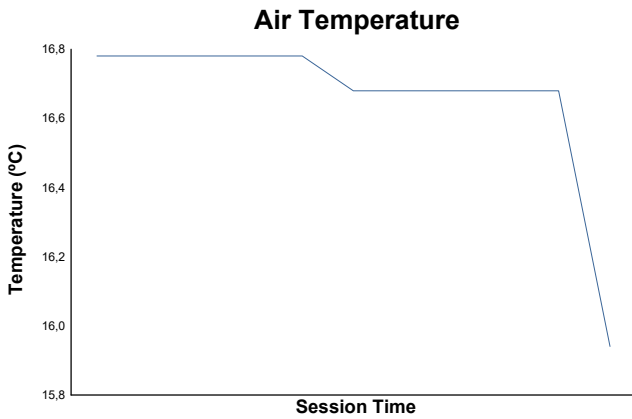
Published at:

Race Director:	Timekeeper: Alberto ESTÉBANEZ
-----------------------	-----------------------------------------



ROUND 1 - CIRCUIT RICARDO TORMO
CTO COMUNIDAD VALENCIANA
Carrera 2

Weather Report



Track Status: **WET**