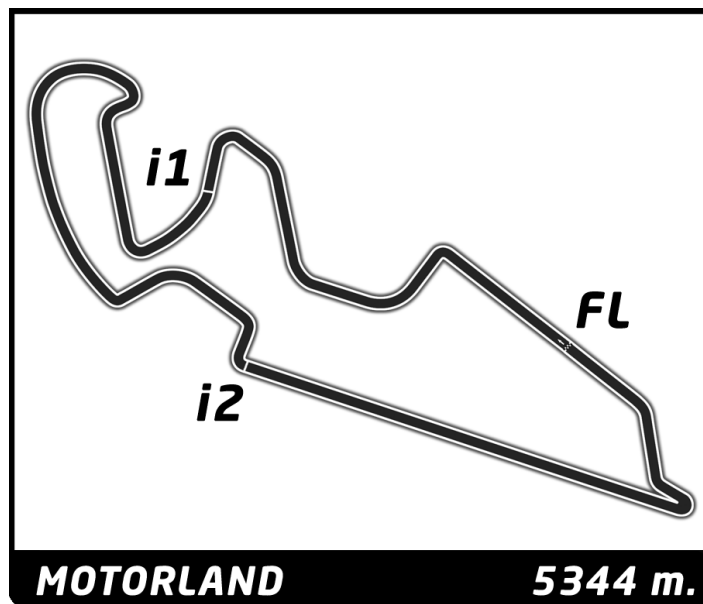
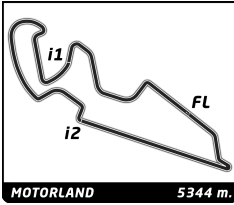


ROUND 3 - MOTORLAND

Toyota GR Cup Spain
Results Booklet





Toyota GR Cup Spain
ROUND 3 - MOTORLAND
Test Colectivo Previo

Classification

| No | Driver | Nat | Team | Car | Cl. | Time | Lap Total | Gap | Kph |
|----|------------------------|-----|-----------------------------|-------------|-----|-----------------|-----------|---------------|--------------|
| 1 | 95 Marco AGUILERA | ESP | EFICAR TEAM NIMO | Toyota GR86 | GR | 2:22.558 | 16 19 | - - | 135.0 |
| 2 | 32 Marcos DE DIEGO | ESP | EFICAR TEAM COMAUTO | Toyota GR86 | GR | 2:23.338 | 21 21 | +0.780 +0.780 | 134.2 |
| 3 | 13 Joan VINYES D | AND | EFICAR TEAM | Toyota GR86 | GR | 2:23.349 | 19 20 | +0.791 +0.011 | 134.2 |
| 4 | 63 Miguel Angel ROMERO | ESP | RX PRORACING | Toyota GR86 | GR | 2:23.357 | 16 18 | +0.799 +0.008 | 134.2 |
| 5 | 2 Sandro PEREZ | ESP | RX PRORACING | Toyota GR86 | GR | 2:23.667 | 7 8 | +1.109 +0.310 | 133.9 |
| 6 | 70 Santiago CASTILLA | ESP | EFICAR TEAM CASAL | Toyota GR86 | GR | 2:24.047 | 16 20 | +1.489 +0.380 | 133.6 |
| 7 | 64 Jesus Luis RECUENCO | ESP | LOVA ME-PRE MOTORSPORT | Toyota GR86 | GR | 2:24.193 | 17 20 | +1.635 +0.146 | 133.4 |
| 8 | 96 Luis ALVAREZ | ESP | LOVA ME-PRE MOTORSPORT | Toyota GR86 | GR | 2:24.744 | 21 21 | +2.186 +0.551 | 132.9 |
| 9 | 23 Antonio ALBACETE | ESP | LOVA ME-PRE MOTORSPORT | Toyota GR86 | GR | 2:24.756 | 11 18 | +2.198 +0.012 | 132.9 |
| 10 | 8 Jaime FONT | ESP | EFICAR TEAM | Toyota GR86 | GR | 2:24.902 | 18 19 | +2.344 +0.146 | 132.8 |
| 11 | 73 Lucas MARICONDA | ESP | RX PRORACING | Toyota GR86 | GR | 2:25.614 | 13 22 | +3.056 +0.712 | 132.1 |
| 12 | 86 Víctor MUR | ESP | RX PRORACING | Toyota GR86 | GR | 2:27.002 | 10 13 | +4.444 +1.388 | 130.9 |
| 13 | 52 Alejandro SANCHEZ | ESP | ESCUELA VASCA DE CONDUCCION | Toyota GR86 | GR | 2:28.192 | 6 11 | +5.634 +1.190 | 129.8 |
| 14 | 14 Ignacio RODRIGUEZ | ESP | AVIASTEC RACING | Toyota GR86 | GR | | 2 | | |

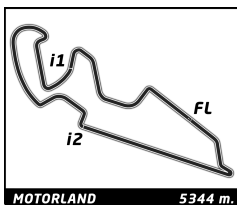
Fastest Lap: Lap 16 | Marco AGUILERA | **2:22.558** | 135.0 Kph

Published at:

Track Status: **DRY**

Race Director:
 David RODRIGUEZ

Timekeeper:
 Alberto ESTÉBANEZ





Toyota GR Cup Spain
ROUND 3 - MOTORLAND
Test Colectivo Previo

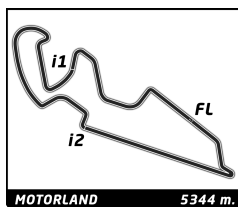
Classification by Division

| No Driver | Nat | Team | Car | Time | Lap Total | Gap | Kph |
|--------------------------|-----|-----------------------------|-------------|----------|-----------|---------------|-------|
| JUNIOR | | | | | | | |
| 1 63 Miguel Angel ROMERO | ESP | RX PRORACING | Toyota GR86 | 2:23.357 | 16 18 | | 134.2 |
| 2 2 Sandro PEREZ | ESP | RX PRORACING | Toyota GR86 | 2:23.667 | 7 8 | +0.310 +0.310 | 133.9 |
| 3 73 Lucas MARICONDA | ESP | RX PRORACING | Toyota GR86 | 2:25.614 | 13 22 | +2.257 +1.947 | 132.1 |
| SENIOR | | | | | | | |
| 1 8 Jaime FONT | ESP | EFICAR TEAM | Toyota GR86 | 2:24.902 | 18 19 | | 132.8 |
| 2 52 Alejandro SANCHEZ | ESP | ESCUELA VASCA DE CONDUCCION | Toyota GR86 | 2:28.192 | 6 11 | +3.290 +3.290 | 129.8 |

Published at:

Track Status: **DRY**

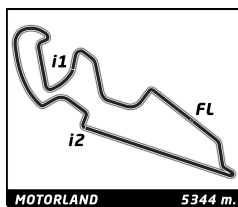
| | |
|---|--|
| Race Director: David RODRIGUEZ  | Timekeeper: Alberto ESTÉBANEZ  |
|---|--|



Toyota GR Cup Spain
ROUND 3 - MOTORLAND
Test Colectivo Previo

Best Top Speed

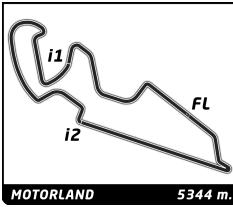
| No Driver | Team | Class | Top 1 | | Top 2 | | Top 3 | | Top 4 | | Top 5 | | Avg | |
|-----------|---------------------|-----------------------------|-------|--------------|-------|-------|-------|-------|-------|-------|-------|-------|-----|-------|
| | | | Kph | Lap | Kph | Lap | Kph | Lap | Kph | Lap | Kph | Lap | | |
| 8 | Jaime FONT | EFICAR TEAM | GR | 213.4 | 14 | 213.0 | 13 | 211.8 | 15 | 211.4 | 17 | 210.9 | 9 | 212,1 |
| 95 | Marco AGUILERA | EFICAR TEAM NIMO | GR | 213.4 | 9 | 210.9 | 6 | 210.5 | 8 | 210.5 | 7 | 210.1 | 16 | 211,1 |
| 13 | Joan VINYES D | EFICAR TEAM | GR | 213.0 | 8 | 210.9 | 12 | 210.9 | 9 | 210.9 | 7 | 210.5 | 17 | 211,2 |
| 63 | Miguel Angel ROMERO | RX PRORACING | GR | 213.0 | 7 | 212.6 | 15 | 212.6 | 11 | 212.2 | 6 | 211.4 | 10 | 212,4 |
| 2 | Sandro PEREZ | RX PRORACING | GR | 212.2 | 8 | 211.4 | 6 | 210.5 | 3 | 210.1 | 2 | 209.7 | 7 | 210,8 |
| 23 | Antonio ALBACETE | LOVA ME-PRE MOTORSPORT | GR | 212.2 | 11 | 210.5 | 8 | 210.5 | 5 | 210.1 | 12 | 210.1 | 4 | 210,7 |
| 73 | Lucas MARICONDA | RX PRORACING | GR | 212.2 | 14 | 211.8 | 7 | 211.4 | 10 | 211.4 | 8 | 211.4 | 6 | 211,6 |
| 96 | Luis ALVAREZ | LOVA ME-PRE MOTORSPORT | GR | 212.2 | 9 | 210.1 | 5 | 209.7 | 18 | 209.7 | 8 | 209.7 | 6 | 210,3 |
| 32 | Marcos DE DIEGO | EFICAR TEAM COMAUTO | GR | 211.8 | 8 | 210.9 | 15 | 210.9 | 9 | 210.9 | 7 | 210.5 | 12 | 211,0 |
| 70 | Santiago CASTILLA | EFICAR TEAM CASAL | GR | 211.4 | 8 | 210.1 | 11 | 210.1 | 6 | 209.7 | 9 | 209.7 | 5 | 210,2 |
| 64 | Jesus Luis RECUENCO | LOVA ME-PRE MOTORSPORT | GR | 210.9 | 17 | 210.1 | 14 | 209.7 | 6 | 209.7 | 5 | 209.3 | 16 | 209,9 |
| 86 | Victor MUR | RX PRORACING | GR | 208.9 | 4 | 208.5 | 12 | 208.5 | 10 | 208.1 | 6 | 206.9 | 8 | 208,2 |
| 52 | Alejandro SANCHEZ | ESCUELA VASCA DE CONDUCCIÓN | GR | 208.5 | 4 | 206.1 | 5 | 205.7 | 6 | 204.9 | 9 | 204.5 | 7 | 205,9 |
| 14 | Ignacio RODRIGUEZ | AVIASTEC RACING | GR | 207.7 | 1 | 122.4 | 2 | | | | | | | 165,1 |



Toyota GR Cup Spain
ROUND 3 - MOTORLAND
Test Colectivo Previo

Best Sector Times

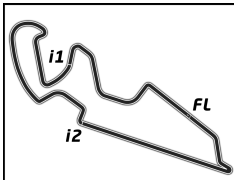
| Sector 1 | | | Sector 2 | | | Sector 3 | | | Ideal Lap | Best Lap |
|----------|----------------|--------|----------------|----------|----------------|----------|-----|----------------|-----------|---------------|
| Pos | No Driver | Time | No Driver | Time | No Driver | Time | Pos | No Driver | | |
| 1 | 95 M.AGUILERA | 36.753 | 95 M.AGUILERA | 1:00.997 | 32 M.DE DIEGO | 44.361 | 1 | 95 M.AGUILERA | 2:22.357 | 2:22.558 (1) |
| 2 | 13 J.VINYES D | 37.089 | 13 J.VINYES D | 1:01.294 | 63 M.ROMERO | 44.512 | 2 | 13 J.VINYES D | 2:23.001 | 2:23.349 (3) |
| 3 | 32 M.DE DIEGO | 37.097 | 63 M.ROMERO | 1:01.562 | 95 M.AGUILERA | 44.607 | 3 | 32 M.DE DIEGO | 2:23.175 | 2:23.338 (2) |
| 4 | 64 J.RECUENCO | 37.142 | 32 M.DE DIEGO | 1:01.717 | 13 J.VINYES D | 44.618 | 4 | 63 M.ROMERO | 2:23.225 | 2:23.357 (4) |
| 5 | 63 M.ROMERO | 37.151 | 96 L.ALVAREZ | 1:01.772 | 2 S.PEREZ | 44.647 | 5 | 2 S.PEREZ | 2:23.655 | 2:23.667 (5) |
| 6 | 70 S.CASTILLA | 37.199 | 2 S.PEREZ | 1:01.808 | 70 S.CASTILLA | 44.759 | 6 | 70 S.CASTILLA | 2:23.843 | 2:24.047 (6) |
| 7 | 2 S.PEREZ | 37.200 | 70 S.CASTILLA | 1:01.885 | 14 I.RODRIGUEZ | 44.777 | 7 | 64 J.RECUENCO | 2:23.863 | 2:24.193 (7) |
| 8 | 23 A.ALBACETE | 37.397 | 64 J.RECUENCO | 1:01.928 | 64 J.RECUENCO | 44.793 | 8 | 96 L.ALVAREZ | 2:24.166 | 2:24.744 (8) |
| 9 | 73 L.MARICONDA | 37.445 | 8 J.FONT | 1:01.938 | 23 A.ALBACETE | 44.847 | 9 | 8 J.FONT | 2:24.297 | 2:24.902 (10) |
| 10 | 8 J.FONT | 37.446 | 73 L.MARICONDA | 1:01.961 | 96 L.ALVAREZ | 44.912 | 10 | 23 A.ALBACETE | 2:24.304 | 2:24.756 (9) |
| 11 | 96 L.ALVAREZ | 37.482 | 23 A.ALBACETE | 1:02.060 | 8 J.FONT | 44.913 | 11 | 73 L.MARICONDA | 2:24.415 | 2:25.614 (11) |
| 12 | 86 V.MUR | 37.969 | 86 V.MUR | 1:02.945 | 73 L.MARICONDA | 45.009 | 12 | 86 V.MUR | 2:26.378 | 2:27.002 (12) |
| 13 | 52 A.SANCHEZ | 38.516 | 52 A.SANCHEZ | 1:03.074 | 86 V.MUR | 45.464 | 13 | 52 A.SANCHEZ | 2:27.923 | 2:28.192 (13) |



Toyota GR Cup Spain
ROUND 3 - MOTORLAND
Test Colectivo Previo

Fastest Lap Sequence



| Elapsed | No | Driver | Team | Car | Class | Time | Kph | Lap |
|-----------|----|---------------------|-------------------|-------------|-------|-----------------|-------|-----|
| 5:17.575 | 63 | Miguel Angel ROMERO | RX PRORACING | Toyota GR86 | GR | 2:29.192 | 129.0 | 2 |
| 7:33.269 | 86 | Víctor MUR | RX PRORACING | Toyota GR86 | GR | 2:28.269 | 129.8 | 2 |
| 12:23.025 | 70 | Santiago CASTILLA | EFICAR TEAM CASAL | Toyota GR86 | GR | 2:26.455 | 131.4 | 3 |
| 15:13.197 | 63 | Miguel Angel ROMERO | RX PRORACING | Toyota GR86 | GR | 2:24.848 | 132.8 | 5 |
| 20:01.300 | 63 | Miguel Angel ROMERO | RX PRORACING | Toyota GR86 | GR | 2:23.602 | 134.0 | 7 |
| 24:14.129 | 95 | Marco AGUILERA | EFICAR TEAM NIMO | Toyota GR86 | GR | 2:23.377 | 134.2 | 8 |
| 26:37.209 | 95 | Marco AGUILERA | EFICAR TEAM NIMO | Toyota GR86 | GR | 2:23.080 | 134.5 | 9 |
| 47:19.828 | 95 | Marco AGUILERA | EFICAR TEAM NIMO | Toyota GR86 | GR | 2:23.018 | 134.5 | 15 |
| 49:42.386 | 95 | Marco AGUILERA | EFICAR TEAM NIMO | Toyota GR86 | GR | 2:22.558 | 135.0 | 16 |

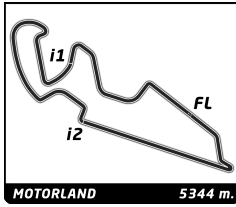


MOTORLAND 5344 m.

Toyota GR Cup Spain
ROUND 3 - MOTORLAND
Test Colectivo Previo

Flag Analysis

| | Flag | Time |
|---|----------------|--------------|
|  | GREEN FLAG | 10:45:00.000 |
|  | CHEQUERED FLAG | 11:45:00.000 |



Toyota GR Cup Spain

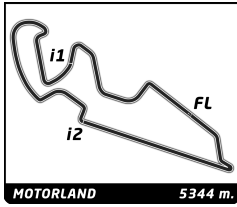
ROUND 3 - MOTORLAND

Test Colectivo Previo

Sector Analysis

— Invalidated Lap ■ Personal Best ■ Session Best B Crossing the pit lane

| Lap | Time | Sector 1 | Sector 2 | Sector 3 | T.Spd | Elapsed | Lap | Time | Sector 1 | Sector 2 | Sector 3 | T.Spd | Elapsed | |
|-----------|---|----------|----------|----------|-------|-------------|-----------|---|----------|----------|----------|-------|-------------|--|
| 2 | Sandro PEREZ ESP RX PRORACING Toyota GR86 | | | | | | 14 | Ignacio RODRIGUEZ ESP AVIASTEC RACING Toyota GR86 | | | | | | |
| 1 | 21:59.242 | ... | 1:05.464 | 46.267 | 206.5 | 21:59.242 | 1 | 49:29.307 | ... | 1:02.083 | 44.777 | 207.7 | 49:29.307 | |
| 2 | 2:23.980 | 37.357 | 1:01.831 | 44.792 | 210.1 | 24:23.222 | 2 | 3:00.938 B | 37.957 | 1:10.372 | 1:12.609 | 122.4 | 52:30.245 | |
| 3 | 2:26.259 | 38.129 | 1:02.255 | 45.875 | 210.5 | 26:49.481 | | | | | | | | |
| 4 | 2:42.361 B | 37.453 | 1:04.058 | 1:00.850 | 172.0 | 29:31.842 | | | | | | | | |
| 5 | 6:15.540 | 4:10.434 | 1:09.369 | 55.737 | 136.2 | 35:47.382 | | | | | | | | |
| 6 | 2:23.937 | 37.316 | 1:01.799 | 44.822 | 211.4 | 38:11.319 | | | | | | | | |
| 7 | 2:23.667 | 37.212 | 1:01.808 | 44.647 | 209.7 | 40:34.986 | | | | | | | | |
| 8 | 2:38.577 B | 37.200 | 1:05.366 | 56.011 | 212.2 | 43:13.563 | | | | | | | | |
| 8 | Jaime FONT ESP EFICAR TEAM Toyota GR86 | | | | | | 23 | Antonio ALBACETE ESP LOVA ME-PRE MOTORSPORT Toyota GR86 | | | | | | |
| 1 | 3:26.244 | 1:27.289 | 1:10.123 | 48.832 | 167.4 | 3:26.244 | 1 | 3:41.806 | 1:42.013 | 1:11.372 | 48.421 | 194.2 | 3:41.806 | |
| 2 | 2:31.658 | 40.201 | 1:05.164 | 46.293 | 208.1 | 5:57.902 | 2 | 2:41.831 B | 39.709 | 1:04.550 | 57.572 | 197.1 | 6:23.637 | |
| 3 | 2:29.231 | 39.373 | 1:04.225 | 45.633 | 209.3 | 8:27.133 | 3 | 6:49.719 | 5:00.411 | 1:04.071 | 45.237 | 208.5 | 13:13.356 | |
| 4 | 2:30.167 | 38.856 | 1:05.568 | 45.743 | 209.7 | 10:57.300 | 4 | 2:25.731 | 37.896 | 1:02.685 | 45.150 | 210.1 | 15:39.087 | |
| 5 | 2:27.602 | 38.645 | 1:03.208 | 45.749 | 210.9 | 13:24.902 | 5 | 2:25.446 | 38.105 | 1:02.406 | 44.935 | 210.5 | 18:04.533 | |
| 6 | 2:42.228 B | 40.992 | 1:09.779 | 51.457 | 206.9 | 16:07.130 | 6 | 2:48.086 B | 37.606 | 1:13.000 | 57.480 | 162.7 | 20:52.619 | |
| 7 | 7:19.126 | 5:29.053 | 1:04.196 | 45.877 | 209.7 | 23:26.256 | 7 | 5:40.176 | 3:51.879 | 1:02.954 | 45.343 | 209.3 | 26:32.795 | |
| 8 | 2:27.058 | 38.668 | 1:02.820 | 45.570 | 210.9 | 25:53.314 | 8 | 2:27.280 | 39.364 | 1:02.269 | 45.647 | 210.5 | 29:00.075 | |
| 9 | 2:26.339 | 38.282 | 1:02.647 | 45.410 | 210.9 | 28:19.653 | 9 | 2:32.812 B | 38.251 | 1:03.178 | 51.383 | 209.7 | 31:32.887 | |
| 10 | 2:49.797 B | 42.050 | 1:10.949 | 56.798 | 180.6 | 31:09.450 | 10 | 7:29.503 | 5:25.735 | 1:07.679 | 56.089 | 110.0 | 39:02.390 | |
| 11 | 7:47.638 | 5:03.903 | 1:29.618 | 1:14.117 | 107.7 | 38:57.088 | 11 | 2:24.756 | 37.801 | 1:02.060 | 44.895 | 212.2 | 41:27.146 | |
| 12 | 2:30.626 | 40.772 | 1:03.438 | 46.416 | 197.1 | 41:27.714 | 12 | 2:24.489 | 37.534 | 1:02.108 | 44.847 | 210.1 | 43:51.635 | |
| 13 | 2:25.335 | 37.869 | 1:02.413 | 45.053 | 213.0 | 43:53.049 | 13 | 2:24.288 | 37.397 | 1:02.031 | 44.860 | 208.9 | 46:15.923 | |
| 14 | 2:25.444 | 37.907 | 1:02.624 | 44.913 | 213.4 | 46:18.493 | 14 | 2:25.568 | 37.653 | 1:02.979 | 44.936 | 209.7 | 48:41.491 | |
| 15 | 2:29.562 | 41.865 | 1:02.434 | 45.263 | 211.8 | 48:48.055 | 15 | 2:24.915 | 37.426 | 1:02.094 | 45.395 | 209.3 | 51:06.406 | |
| 16 | 2:25.264 | 37.599 | 1:02.500 | 45.165 | 210.5 | 51:13.319 | 16 | 2:50.624 | 46.101 | 1:08.725 | 55.798 | 113.9 | 53:57.030 | |
| 17 | 2:25.199 | 37.815 | 1:02.261 | 45.123 | 211.4 | 53:38.518 | 17 | 2:31.811 | 40.578 | 1:04.492 | 46.741 | 168.5 | 56:28.841 | |
| 18 | 2:24.902 | 37.446 | 1:01.938 | 45.518 | 210.1 | 56:03.420 | 18 | 2:43.840 B | 37.465 | 1:10.963 | 55.412 | 165.1 | 59:12.681 | |
| 19 | 2:37.637 B | 37.925 | 1:04.164 | 55.548 | 169.3 | 58:41.057 | | | | | | | | |
| 13 | Joan VINYES D AND EFICAR TEAM Toyota GR86 | | | | | | 32 | Marcos DE DIEGO ESP EFICAR TEAM COMAUTO Toyota GR86 | | | | | | |
| 1 | 4:49.429 | 2:37.074 | 1:18.024 | 54.331 | 150.0 | 4:49.429 | 1 | 3:35.828 | 1:32.695 | 1:12.642 | 50.491 | 171.7 | 3:35.828 | |
| 2 | 2:41.626 | 43.120 | 1:08.865 | 49.641 | 143.4 | 7:31.055 | 2 | 2:43.357 | 43.212 | 1:08.737 | 51.408 | 161.4 | 6:19.185 | |
| 3 | 2:33.261 | 42.639 | 1:05.038 | 45.584 | 207.7 | 10:04.316 | 3 | 2:36.736 | 41.127 | 1:06.075 | 49.534 | 160.7 | 8:55.921 | |
| 4 | 2:28.947 | 39.621 | 1:03.528 | 45.798 | 209.7 | 12:33.263 | 4 | 3:14.008 B | 39.331 | 1:15.597 | 1:19.080 | 113.4 | 12:09.929 | |
| 5 | 2:59.564 B | 38.993 | 1:14.036 | 1:06.535 | 132.0 | 15:32.827 | 5 | 4:22.709 | 2:30.290 | 1:05.693 | 46.726 | 198.9 | 16:32.638 | |
| 6 | 6:08.019 | 4:20.411 | 1:02.535 | 45.073 | 208.9 | 21:40.846 | 6 | 2:36.874 | 37.937 | 1:07.656 | 51.281 | 160.7 | 19:09.512 | |
| 7 | 2:24.057 | 37.544 | 1:01.895 | 44.618 | 210.9 | 24:04.903 | 7 | 2:24.249 | 37.635 | 1:01.782 | 44.832 | 210.9 | 21:33.761 | |
| 8 | 2:24.310 | 37.579 | 1:01.950 | 44.781 | 213.0 | 26:29.213 | 8 | 2:24.171 | 37.155 | 1:02.293 | 44.723 | 211.8 | 23:57.932 | |
| 9 | 2:24.109 | 37.484 | 1:01.786 | 44.839 | 210.9 | 28:53.322 | 9 | 2:24.043 | 37.415 | 1:01.881 | 44.747 | 210.9 | 26:21.975 | |
| 10 | 2:23.908 | 37.454 | 1:01.644 | 44.810 | 210.1 | 31:17.230 | 10 | 2:43.561 B | 37.687 | 1:03.252 | 1:02.622 | 158.4 | 29:05.536 | |
| 11 | 2:38.263 | 37.459 | 1:06.381 | 54.423 | 141.7 | 33:55.493 | 11 | 5:56.397 | 4:04.380 | 1:05.648 | 46.369 | 206.9 | 35:01.933 | |
| 12 | 2:23.977 | 37.583 | 1:01.716 | 44.678 | 210.9 | 36:19.470 | 12 | 2:27.056 | 38.930 | 1:02.987 | 45.139 | 210.5 | 37:28.989 | |
| 13 | 2:42.231 B | 37.498 | 1:04.915 | 59.818 | 139.0 | 39:01.701 | 13 | 2:24.586 | 37.243 | 1:02.652 | 44.691 | 210.5 | 39:53.575 | |
| 14 | 7:19.636 | 4:52.699 | 1:15.679 | 1:11.258 | 67.9 | 46:21.337 | 14 | 2:30.042 | 37.347 | 1:07.713 | 44.982 | 210.5 | 42:23.617 | |
| 15 | 2:24.557 | 37.883 | 1:01.845 | 44.829 | 210.1 | 48:45.894 | 15 | 2:25.018 | 37.813 | 1:02.495 | 44.710 | 210.9 | 44:48.635 | |
| 16 | 2:23.472 | 37.331 | 1:01.294 | 44.847 | 209.3 | 51:09.366 | 16 | 2:23.638 | 37.387 | 1:01.890 | 44.361 | 210.1 | 47:12.273 | |
| 17 | 2:28.079 | 41.240 | 1:01.383 | 45.456 | 210.5 | 53:37.445 | 17 | 2:35.345 B | 37.446 | 1:03.558 | 54.341 | 195.3 | 49:47.618 | |
| 18 | 2:24.200 | 37.915 | 1:01.383 | 44.902 | 207.7 | 56:01.645 | 18 | 3:47.559 | 2:00.720 | 1:01.890 | 44.949 | 210.5 | 53:35.177 | |
| 19 | 2:23.349 | 37.089 | 1:01.503 | 44.757 | 208.1 | 58:24.994 | 19 | 2:43.123 | 54.833 | 1:03.627 | 44.663 | 208.1 | 56:18.300 | |
| 20 | 2:23.656 | 37.121 | 1:01.326 | 45.209 | 207.3 | 1:00:48.650 | 20 | 2:24.117 | 37.317 | 1:02.128 | 44.672 | 209.3 | 58:42.417 | |
| | | | | | | | 21 | 2:23.338 | 37.097 | 1:01.717 | 44.524 | 209.7 | 1:01:05.755 | |
| 52 | Alejandro SANCHEZ ESP ESCUELA VASCA DE CONDUCCIÓN Toyota GR86 | | | | | | | | | | | | | |
| 1 | 7:21.930 | 5:15.388 | 1:13.431 | 53.111 | 143.8 | 7:21.930 | 1 | 7:21.930 | 5:15.388 | 1:13.431 | 53.111 | 143.8 | 7:21.930 | |
| 2 | 2:36.237 | 40.200 | 1:06.033 | 50.004 | 163.1 | 9:58.167 | 2 | 2:36.237 | 40.200 | 1:06.033 | 50.004 | 163.1 | 9:58.167 | |
| 3 | 2:41.999 B | 38.695 | 1:03.316 | 59.988 | 141.2 | 12:40.166 | 3 | 2:41.999 B | 38.695 | 1:03.316 | 59.988 | 141.2 | 12:40.166 | |
| 4 | 6:04.527 | 4:15.004 | 1:03.190 | 46.333 | 208.5 | 18:44.693 | 4 | 6:04.527 | 4:15.004 | 1:03.190 | 46.333 | 208.5 | 18:44.693 | |



Toyota GR Cup Spain
ROUND 3 - MOTORLAND
Test Colectivo Previo

Sector Analysis

— Invalidated Lap ■ Personal Best ■ Session Best B Crossing the pit lane

| Lap | Time | Sector 1 | Sector 2 | Sector 3 | T.Sp | Elapsed | Lap | Time | Sector 1 | Sector 2 | Sector 3 | T.Sp | Elapsed |
|-----|-----------------|---------------|-----------------|----------|-------|-----------|-----|-------------------|----------|-----------------|----------|-------|-----------|
| 5 | 2:31.030 | 40.139 | 1:04.435 | 46.456 | 206.1 | 21:15.723 | 4 | <u>2:33.983</u> B | 38.441 | 1:03.051 | 52.491 | 208.9 | 14:57.008 |
| 6 | 2:28.192 | 38.711 | 1:03.074 | 46.407 | 205.7 | 23:43.915 | 5 | 5:56.293 | 4:08.193 | 1:02.681 | 45.419 | 209.7 | 20:53.301 |
| 7 | 2:28.640 | 38.516 | 1:03.139 | 46.985 | 204.5 | 26:12.555 | 6 | <u>2:25.919</u> | 38.279 | <u>1:02.652</u> | 44.988 | 210.1 | 23:19.220 |
| 8 | 2:28.751 | 38.766 | 1:03.325 | 46.660 | 203.8 | 28:41.306 | 7 | 2:36.545 | 38.067 | 1:11.988 | 46.490 | 196.7 | 25:55.765 |
| 9 | <u>2:30.577</u> | 39.015 | <u>1:05.136</u> | 46.426 | 204.9 | 31:11.883 | 8 | 2:25.133 | 38.029 | 1:02.139 | 44.965 | 211.4 | 28:20.898 |
| 10 | 2:56.369 B | 39.419 | 1:12.490 | 1:04.460 | 130.6 | 34:08.252 | 9 | 2:24.613 | 37.530 | 1:01.885 | 45.198 | 209.7 | 30:45.511 |
| 11 | 13:46.387 B | ... | 1:06.194 | 58.831 | 201.1 | 47:54.639 | 10 | <u>2:29.344</u> | 37.487 | <u>1:03.400</u> | 48.457 | 191.8 | 33:14.855 |

63 Miguel Angel ROMERO ESP
 RX PRORACING Toyota GR86

| | | | | | | |
|----|-------------------|---------------|-----------------|---------------|-------|-----------|
| 1 | 2:48.383 | 53.584 | 1:07.306 | 47.493 | 205.7 | 2:48.383 |
| 2 | 2:29.192 | 39.058 | 1:03.272 | 46.862 | 206.1 | 5:17.575 |
| 3 | 2:32.504 B | 37.919 | 1:02.040 | 52.545 | 210.5 | 7:50.079 |
| 4 | 4:58.270 | 3:10.678 | 1:02.551 | 45.041 | 210.5 | 12:48.349 |
| 5 | 2:24.848 | 37.494 | 1:02.178 | 45.176 | 210.5 | 15:13.197 |
| 6 | <u>2:24.501</u> | 37.823 | 1:02.118 | 44.560 | 212.2 | 17:37.698 |
| 7 | 2:23.602 | 37.433 | 1:01.562 | 44.607 | 213.0 | 20:01.300 |
| 8 | 2:36.882 B | 37.161 | 1:01.771 | 57.950 | 204.2 | 22:38.182 |
| 9 | <u>6:22.682</u> | 4:30.029 | <u>1:02.872</u> | 49.781 | 210.9 | 29:00.864 |
| 10 | 2:33.350 | 44.173 | 1:04.319 | 44.858 | 211.4 | 31:34.214 |
| 11 | 2:23.826 | 37.474 | 1:01.710 | 44.642 | 212.6 | 33:58.040 |
| 12 | <u>2:26.917</u> | 37.463 | 1:03.497 | 45.957 | 202.6 | 36:24.957 |
| 13 | 2:39.577 B | 37.298 | 1:01.907 | 1:00.372 | 140.1 | 39:04.534 |
| 14 | 6:33.261 | 4:36.814 | 1:05.275 | 51.172 | 147.3 | 45:37.795 |
| 15 | 2:23.835 | 37.378 | 1:01.913 | 44.544 | 212.6 | 48:01.630 |
| 16 | 2:23.357 | 37.151 | 1:01.694 | 44.512 | 210.9 | 50:24.987 |
| 17 | 2:34.799 | 40.081 | 1:08.391 | 46.327 | 209.7 | 52:59.786 |
| 18 | <u>2:39.820</u> B | 37.380 | 1:04.711 | 57.729 | 176.2 | 55:39.606 |

64 Jesus Luis RECUENCO ESP
 LOVA ME-PRE MOTORSPORT Toyota GR86

| | | | | | | |
|----|-------------------|---------------|-----------------|---------------|-------|-------------|
| 1 | 3:43.381 | 1:43.213 | 1:10.974 | 49.194 | 189.1 | 3:43.381 |
| 2 | 2:42.067 B | 39.030 | 1:05.947 | 57.090 | 206.5 | 6:25.448 |
| 3 | 4:26.194 | 2:32.378 | 1:05.856 | 47.960 | 204.5 | 10:51.642 |
| 4 | 2:27.852 | 39.139 | 1:03.209 | 45.504 | 208.9 | 13:19.494 |
| 5 | 2:25.589 | 37.807 | 1:02.662 | 45.120 | 209.7 | 15:45.083 |
| 6 | 2:26.027 | 37.510 | 1:03.211 | 45.306 | 209.7 | 18:11.110 |
| 7 | 2:38.814 | 37.725 | 1:14.915 | 46.174 | 202.6 | 20:49.924 |
| 8 | 2:25.645 | 37.730 | 1:02.358 | 45.557 | 208.5 | 23:15.569 |
| 9 | 2:39.150 B | 37.638 | 1:03.111 | 58.401 | 161.2 | 25:54.719 |
| 10 | <u>7:50.224</u> | 5:59.355 | <u>1:04.661</u> | 46.208 | 207.7 | 33:44.943 |
| 11 | <u>2:25.859</u> | 37.869 | <u>1:02.648</u> | 45.342 | 208.5 | 36:10.802 |
| 12 | <u>2:42.440</u> | 38.060 | <u>1:18.641</u> | 45.739 | 208.9 | 38:53.242 |
| 13 | <u>2:25.932</u> | 37.850 | <u>1:02.706</u> | 45.376 | 208.5 | 41:19.174 |
| 14 | 2:24.283 | 37.517 | 1:01.973 | 44.793 | 210.1 | 43:43.457 |
| 15 | 2:34.336 | 37.519 | 1:11.589 | 45.228 | 208.5 | 46:17.793 |
| 16 | 2:24.627 | 37.580 | 1:01.990 | 45.057 | 209.3 | 48:42.420 |
| 17 | 2:24.193 | 37.142 | 1:01.928 | 45.123 | 210.9 | 51:06.613 |
| 18 | 2:32.735 B | 37.634 | 1:02.286 | 52.815 | 203.8 | 53:39.348 |
| 19 | 5:17.494 | 3:28.242 | 1:03.359 | 45.893 | 204.5 | 58:56.842 |
| 20 | <u>2:40.549</u> B | 37.739 | 1:06.144 | 56.666 | 159.8 | 1:01:37.391 |

70 Santiago CASTILLA ESP
 EFICAR TEAM CASAL Toyota GR86

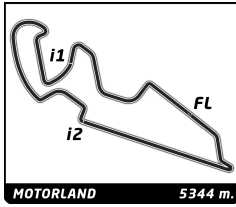
| | | | | | | |
|---|-----------------|----------|-----------------|--------|-------|-----------|
| 1 | 7:20.428 | 5:15.229 | 1:12.682 | 52.517 | 143.2 | 7:20.428 |
| 2 | <u>2:36.142</u> | 40.740 | <u>1:05.851</u> | 49.551 | 158.1 | 9:56.570 |
| 3 | 2:26.455 | 38.264 | 1:02.786 | 45.405 | 207.3 | 12:23.025 |

73 Lucas MARICONDA ESP
 RX PRORACING Toyota GR86

| | | | | | | |
|----|-------------------|-----------------|-----------------|---------------|-------|-------------|
| 1 | 2:42.696 | 47.797 | 1:07.847 | 47.052 | 204.2 | 2:42.696 |
| 2 | <u>2:28.658</u> | 38.926 | <u>1:03.970</u> | 45.762 | 208.9 | 5:11.354 |
| 3 | <u>2:32.577</u> B | 38.321 | 1:03.242 | 51.014 | 210.1 | 7:43.931 |
| 4 | 4:08.927 | 2:19.398 | 1:03.783 | 45.746 | 209.3 | 11:52.858 |
| 5 | 2:27.003 | 38.215 | 1:03.164 | 45.624 | 210.5 | 14:19.861 |
| 6 | 2:26.160 | 38.091 | 1:02.747 | 45.322 | 211.4 | 16:46.021 |
| 7 | <u>2:25.998</u> | 37.807 | <u>1:02.791</u> | 45.400 | 211.8 | 19:12.019 |
| 8 | <u>2:25.427</u> | 37.644 | 1:02.511 | 45.272 | 211.4 | 21:37.446 |
| 9 | <u>2:25.638</u> | 37.619 | <u>1:02.826</u> | 45.193 | 210.5 | 24:03.084 |
| 10 | 2:31.155 B | 37.543 | 1:02.560 | 51.052 | 211.4 | 26:34.239 |
| 11 | <u>6:43.989</u> | 4:55.275 | 1:03.051 | 45.663 | 209.7 | 33:18.228 |
| 12 | <u>2:26.145</u> | 38.089 | <u>1:02.667</u> | 45.389 | 209.3 | 35:44.373 |
| 13 | 2:25.614 | 37.932 | 1:02.298 | 45.384 | 210.1 | 38:09.987 |
| 14 | <u>2:26.371</u> | 37.705 | 1:03.582 | 45.084 | 212.2 | 40:36.358 |
| 15 | <u>2:24.618</u> | 37.600 | 1:02.009 | 45.009 | 210.5 | 43:00.976 |
| 16 | <u>2:26.574</u> | 37.619 | <u>1:03.372</u> | 45.583 | 210.5 | 45:27.550 |
| 17 | 2:29.511 B | 37.445 | 1:02.247 | 49.819 | 210.1 | 47:57.061 |
| 18 | 4:01.171 | <u>2:13.240</u> | 1:02.461 | 45.470 | 209.3 | 51:58.232 |
| 19 | <u>2:24.479</u> | 37.459 | 1:01.961 | 45.059 | 208.1 | 54:22.711 |
| 20 | <u>2:24.649</u> | 37.380 | 1:02.066 | 45.203 | 207.3 | 56:47.360 |
| 21 | <u>2:24.187</u> | 37.196 | <u>1:01.911</u> | 45.080 | 209.3 | 59:11.547 |
| 22 | <u>2:24.294</u> | 37.258 | <u>1:01.864</u> | 45.172 | 209.3 | 1:01:35.841 |

86 Victor MUR ESP
 RX PRORACING Toyota GR86

| | | | | | | |
|----|-------------------|---------------|-----------------|---------------|-------|-----------|
| 1 | 5:05.000 | 3:12.586 | 1:05.204 | 47.210 | 203.0 | 5:05.000 |
| 2 | 2:28.269 | 38.474 | 1:03.277 | 46.518 | 206.1 | 7:33.269 |
| 3 | 2:28.595 | 38.436 | 1:03.520 | 46.639 | 205.7 | 10:01.864 |
| 4 | 2:27.912 | 38.167 | 1:03.103 | 46.642 | 208.9 | 12:29.776 |
| 5 | 2:28.371 | 38.463 | 1:03.707 | 46.201 | 206.5 | 14:58.147 |
| 6 | <u>2:36.852</u> B | 37.890 | <u>1:03.916</u> | 55.046 | 208.1 | 17:34.999 |
| 7 | 4:54.173 | 2:49.670 | 1:17.735 | 46.768 | 205.3 | 22:29.172 |
| 8 | 2:28.142 | 37.969 | 1:04.182 | 45.991 | 206.9 | 24:57.314 |
| 9 | <u>2:33.024</u> | 38.315 | 1:08.614 | 46.095 | 206.5 | 27:30.338 |
| 10 | 2:27.002 | 38.593 | 1:02.945 | 45.464 | 208.5 | 29:57.340 |
| 11 | 2:28.565 | 38.494 | 1:03.142 | 46.929 | 206.5 | 32:25.905 |
| 12 | 2:37.562 | 44.774 | 1:05.671 | 47.117 | 208.5 | 35:03.467 |



Toyota GR Cup Spain
ROUND 3 - MOTORLAND
Test Colectivo Previo

Sector Analysis

— Invalidated Lap ■ Personal Best ■ Session Best B Crossing the pit lane

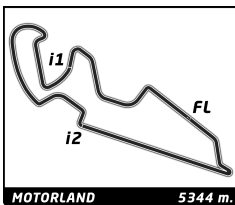
| Lap | Time | Sector 1 | Sector 2 | Sector 3 | T.Spd | Elapsed | Lap | Time | Sector 1 | Sector 2 | Sector 3 | T.Spd | Elapsed |
|-----|-------------------|----------|-----------------|----------|-------|-----------|-----|------|----------|----------|----------|-------|---------|
| 13 | <u>2:35.915</u> B | 38.692 | <u>1:04.676</u> | 52.547 | 202.6 | 37:39.382 | | | | | | | |

95 **Marco AGUILERA** ESP
EFICAR TEAM NIMO Toyota GR86

| | | | | | | |
|----|-------------------|---------------|-----------------|---------------|-------|-------------|
| 1 | 3:30.538 | 1:11.120 | 1:23.527 | 55.891 | 165.4 | 3:30.538 |
| 2 | 2:55.473 | 46.036 | 1:18.165 | 51.272 | 163.4 | 6:26.011 |
| 3 | 2:41.012 | 41.737 | 1:07.686 | 51.589 | 168.5 | 9:07.023 |
| 4 | 3:04.372 B | 45.366 | 1:12.284 | 1:06.722 | 148.6 | 12:11.395 |
| 5 | 4:49.743 | 2:58.447 | 1:05.059 | 46.237 | 208.5 | 17:01.138 |
| 6 | <u>2:25.094</u> | 37.809 | <u>1:02.109</u> | 45.176 | 210.9 | 19:26.232 |
| 7 | 2:24.520 | 37.786 | 1:01.776 | 44.958 | 210.5 | 21:50.752 |
| 8 | 2:23.377 | 37.014 | 1:01.555 | 44.808 | 210.5 | 24:14.129 |
| 9 | 2:23.080 | 37.165 | 1:01.308 | 44.607 | 213.4 | 26:37.209 |
| 10 | <u>2:45.473</u> B | 37.351 | <u>1:01.567</u> | 1:06.555 | 113.8 | 29:22.682 |
| 11 | 8:14.329 | 6:02.274 | 1:14.550 | 57.505 | 110.3 | 37:37.011 |
| 12 | 2:31.900 | 40.818 | 1:05.817 | 45.265 | 207.7 | 40:08.911 |
| 13 | 2:23.382 | 37.224 | 1:01.219 | 44.939 | 208.9 | 42:32.293 |
| 14 | <u>2:24.517</u> | <u>38.203</u> | 1:01.629 | 44.685 | 209.7 | 44:56.810 |
| 15 | 2:23.018 | 36.871 | 1:01.276 | 44.871 | 210.1 | 47:19.828 |
| 16 | 2:22.558 | 36.753 | 1:00.997 | 44.808 | 210.1 | 49:42.386 |
| 17 | <u>2:43.409</u> B | <u>39.839</u> | 1:01.798 | 1:01.772 | 136.7 | 52:25.795 |
| 18 | 5:21.149 | 3:34.202 | 1:01.966 | 44.981 | 205.3 | 57:46.944 |
| 19 | 2:22.973 | 36.756 | 1:01.399 | 44.818 | 208.5 | 1:00:09.917 |

96 **Luis ALVAREZ** ESP
LOVA ME-PRE MOTORSPORT Toyota GR86

| | | | | | | |
|----|-------------------|---------------|-----------------|---------------|-------|-------------|
| 1 | <u>4:08.748</u> | 2:11.207 | <u>1:09.004</u> | 48.537 | 172.2 | 4:08.748 |
| 2 | <u>2:26.558</u> | <u>38.423</u> | <u>1:02.568</u> | 45.567 | 208.1 | 6:35.306 |
| 3 | <u>2:26.392</u> | 37.996 | <u>1:03.055</u> | 45.341 | 208.1 | 9:01.698 |
| 4 | <u>2:34.528</u> B | 37.753 | <u>1:03.192</u> | 53.583 | 192.5 | 11:36.226 |
| 5 | 4:57.839 | 3:04.856 | 1:07.172 | 45.811 | 210.1 | 16:34.065 |
| 6 | <u>2:26.015</u> | 37.482 | <u>1:02.817</u> | 45.716 | 209.7 | 19:00.080 |
| 7 | <u>2:25.749</u> | 37.839 | <u>1:02.798</u> | 45.112 | 209.3 | 21:25.829 |
| 8 | 2:25.245 | 37.650 | 1:02.464 | 45.131 | 209.7 | 23:51.074 |
| 9 | <u>2:31.843</u> | <u>43.192</u> | 1:03.695 | 44.956 | 212.2 | 26:22.917 |
| 10 | <u>2:26.035</u> | <u>37.895</u> | 1:02.764 | 45.376 | 208.9 | 28:48.952 |
| 11 | 2:25.630 | 38.190 | 1:02.219 | 45.221 | 209.3 | 31:14.582 |
| 12 | 2:29.891 B | 37.885 | 1:02.000 | 50.006 | 209.3 | 33:44.473 |
| 13 | <u>4:31.828</u> | 2:43.927 | <u>1:02.733</u> | 45.168 | 208.1 | 38:16.301 |
| 14 | <u>2:25.378</u> | <u>37.611</u> | <u>1:02.619</u> | 45.148 | 208.5 | 40:41.679 |
| 15 | <u>2:25.527</u> | <u>38.202</u> | <u>1:02.239</u> | 45.086 | 208.9 | 43:07.206 |
| 16 | <u>2:26.902</u> | <u>39.373</u> | <u>1:02.617</u> | 44.912 | 208.1 | 45:34.108 |
| 17 | <u>2:32.699</u> B | <u>37.845</u> | <u>1:02.755</u> | 52.099 | 207.7 | 48:06.807 |
| 18 | 4:54.326 | 2:58.784 | 1:08.724 | 46.818 | 209.7 | 53:01.133 |
| 19 | <u>2:25.481</u> | <u>37.391</u> | 1:02.614 | 45.476 | 205.7 | 55:26.614 |
| 20 | <u>2:25.141</u> | <u>37.648</u> | <u>1:02.136</u> | 45.357 | 206.1 | 57:51.755 |
| 21 | 2:24.744 | 37.806 | 1:01.772 | 45.166 | 208.1 | 1:00:16.499 |





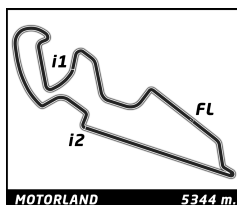
Toyota GR Cup Spain
ROUND 3 - MOTORLAND
Test Colectivo Previo

Race Director Report

| Hour | Flag | Message |
|----------|------|------------------------------|
| 10:45:00 | | PIT LANE ABIERTO |
| 10:49:20 | | COCHE #2 REvisa TRANSPONDER |
| 11:07:44 | | COCHE #14 REvisa TRANSPONDER |
| 11:45:00 | | BANDERA A CUADROS |

Published at:

| | | | |
|--|---|---|---|
| Race Director: David RODRIGUEZ |  | Timekeeper: Alberto ESTEBANEZ |  |
|--|---|---|---|

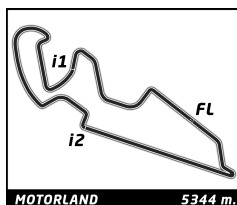


Toyota GR Cup Spain ROUND 3 - MOTORLAND

Test Colectivo Previo

Track Limits Analysis

| No | Driver | Team | T.L. Nr | Camera | Lap | Time |
|----|---------------------|-----------------------------|---------|---------|-----|------------------------------|
| 2 | Sandro PEREZ | RX PRORACING | 1 | Turn 1 | 3 | 11:09:34.325 |
| 2 | Sandro PEREZ | RX PRORACING | 2 | Turn 12 | 3 | 11:10:48.542 |
| 2 | Sandro PEREZ | RX PRORACING | 3 | Turn 5 | 3 | 11:09:59.032 |
| 2 | Sandro PEREZ | RX PRORACING | 4 | Turn 9 | 4 | 11:12:51.395 |
| 2 | Sandro PEREZ | RX PRORACING | 5 | Turn 9 | 6 | 11:21:49.535 |
| | | | | | | Total Infractions: 10 |
| 8 | Jaime FONT | EFICAR TEAM | 1 | Turn 1 | 10 | 11:13:31.122 |
| | | | | | | Total Infractions: 1 |
| 13 | Joan VINYES D | EFICAR TEAM | 1 | Turn 5 | 7 | 11:07:16.505 |
| 13 | Joan VINYES D | EFICAR TEAM | 2 | Turn 1 | 9 | 11:11:40.644 |
| 13 | Joan VINYES D | EFICAR TEAM | 3 | Turn 5 | 9 | 11:12:04.854 |
| 13 | Joan VINYES D | EFICAR TEAM | 4 | Turn 9 | 9 | 11:12:31.681 |
| 13 | Joan VINYES D | EFICAR TEAM | 5 | Turn 12 | 11 | 11:17:41.023 |
| | | | | | | Total Infractions: 5 |
| 14 | Ignacio RODRIGUEZ | AVIASTEC RACING | 1 | Turn 12 | 1 | 11:33:29.610 |
| 14 | Ignacio RODRIGUEZ | AVIASTEC RACING | 2 | Turn 9 | 1 | 11:33:06.941 |
| 14 | Ignacio RODRIGUEZ | AVIASTEC RACING | 3 | Turn 1 | 2 | 11:34:39.799 |
| 14 | Ignacio RODRIGUEZ | AVIASTEC RACING | 4 | Turn 5 | 2 | 11:35:04.977 |
| 14 | Ignacio RODRIGUEZ | AVIASTEC RACING | 5 | Turn 9 | 2 | 11:35:31.693 |
| | | | | | | Total Infractions: 10 |
| 23 | Antonio ALBACETE | LOVA ME-PRE MOTORSPORT | 1 | Turn 9 | 2 | 10:49:47.524 |
| 23 | Antonio ALBACETE | LOVA ME-PRE MOTORSPORT | 2 | Turn 1 | 5 | 11:00:50.435 |
| 23 | Antonio ALBACETE | LOVA ME-PRE MOTORSPORT | 3 | Turn 5 | 6 | 11:03:39.920 |
| 23 | Antonio ALBACETE | LOVA ME-PRE MOTORSPORT | 4 | Turn 7 | 8 | 11:12:22.409 |
| 23 | Antonio ALBACETE | LOVA ME-PRE MOTORSPORT | 5 | Turn 12 | 8 | 11:12:59.619 |
| 23 | Antonio ALBACETE | LOVA ME-PRE MOTORSPORT | 6 | Turn 1 | 9 | 11:14:11.029 |
| 23 | Antonio ALBACETE | LOVA ME-PRE MOTORSPORT | 7 | Turn 5 | 12 | 11:27:02.528 |
| 23 | Antonio ALBACETE | LOVA ME-PRE MOTORSPORT | 8 | Turn 9 | 13 | 11:29:53.890 |
| 23 | Antonio ALBACETE | LOVA ME-PRE MOTORSPORT | 9 | Turn 1 | 14 | 11:31:27.270 |
| 23 | Antonio ALBACETE | LOVA ME-PRE MOTORSPORT | 10 | Turn 1 | 16 | 11:36:17.122 |
| | | | | | | Total Infractions: 10 |
| 32 | Marcos DE DIEGO | EFICAR TEAM COMAUTO | 1 | Turn 7 | 1 | 10:46:44.284 |
| 32 | Marcos DE DIEGO | EFICAR TEAM COMAUTO | 2 | Turn 5 | 8 | 11:07:08.426 |
| 32 | Marcos DE DIEGO | EFICAR TEAM COMAUTO | 3 | Turn 1 | 13 | 11:22:40.239 |
| 32 | Marcos DE DIEGO | EFICAR TEAM COMAUTO | 4 | Turn 5 | 15 | 11:27:58.379 |
| 32 | Marcos DE DIEGO | EFICAR TEAM COMAUTO | 5 | Turn 12 | 19 | 11:40:15.809 |
| | | | | | | Total Infractions: 5 |
| 52 | Alejandro SANCHEZ | ESCUELA VASCA DE CONDUCCIÓN | 1 | Turn 9 | 2 | 10:53:27.082 |
| 52 | Alejandro SANCHEZ | ESCUELA VASCA DE CONDUCCIÓN | 2 | Turn 9 | 9 | 11:14:45.212 |
| | | | | | | Total Infractions: 2 |
| 63 | Miguel Angel ROMERO | RX PRORACING | 1 | Turn 1 | 6 | 11:00:24.633 |
| 63 | Miguel Angel ROMERO | RX PRORACING | 2 | Turn 9 | 9 | 11:12:33.285 |
| 63 | Miguel Angel ROMERO | RX PRORACING | 3 | Turn 5 | 12 | 11:19:32.842 |
| 63 | Miguel Angel ROMERO | RX PRORACING | 4 | Turn 5 | 18 | 11:38:34.711 |
| | | | | | | Total Infractions: 4 |
| 64 | Jesus Luis RECUENCO | LOVA ME-PRE MOTORSPORT | 1 | Turn 5 | 10 | 11:16:48.054 |
| 64 | Jesus Luis RECUENCO | LOVA ME-PRE MOTORSPORT | 2 | Turn 7 | 10 | 11:17:06.108 |
| 64 | Jesus Luis RECUENCO | LOVA ME-PRE MOTORSPORT | 3 | Turn 7 | 11 | 11:19:32.747 |
| 64 | Jesus Luis RECUENCO | LOVA ME-PRE MOTORSPORT | 4 | Turn 1 | 12 | 11:21:21.659 |
| 64 | Jesus Luis RECUENCO | LOVA ME-PRE MOTORSPORT | 5 | Turn 7 | 12 | 11:21:58.764 |
| 64 | Jesus Luis RECUENCO | LOVA ME-PRE MOTORSPORT | 6 | Turn 7 | 13 | 11:24:41.294 |
| 64 | Jesus Luis RECUENCO | LOVA ME-PRE MOTORSPORT | 7 | Turn 1 | 20 | 11:44:08.063 |
| | | | | | | Total Infractions: 7 |
| 70 | Santiago CASTILLA | EFICAR TEAM CASAL | 1 | Turn 9 | 2 | 10:53:27.082 |
| 70 | Santiago CASTILLA | EFICAR TEAM CASAL | 2 | Turn 1 | 4 | 10:57:34.556 |
| 70 | Santiago CASTILLA | EFICAR TEAM CASAL | 3 | Turn 12 | 6 | 11:07:18.545 |
| 70 | Santiago CASTILLA | EFICAR TEAM CASAL | 4 | Turn 12 | 10 | 11:17:10.682 |



Toyota GR Cup Spain
ROUND 3 - MOTORLAND

Test Colectivo Previo

Track Limits Analysis

| No | Driver | Team | T.L. Nr | Camera | Lap | Time |
|----|-------------------|-------------------|---------|---------|-----|--------------|
| 70 | Santiago CASTILLA | EFICAR TEAM CASAL | 5 | Turn 9 | 11 | 11:19:17.548 |
| 70 | Santiago CASTILLA | EFICAR TEAM CASAL | 6 | Turn 9 | 12 | 11:21:42.299 |
| 70 | Santiago CASTILLA | EFICAR TEAM CASAL | 7 | Turn 12 | 12 | 11:22:03.285 |
| 70 | Santiago CASTILLA | EFICAR TEAM CASAL | 8 | Turn 7 | 13 | 11:27:55.022 |
| 70 | Santiago CASTILLA | EFICAR TEAM CASAL | 9 | Turn 9 | 14 | 11:30:35.092 |
| 70 | Santiago CASTILLA | EFICAR TEAM CASAL | 10 | Turn 5 | 15 | 11:32:33.121 |
| 70 | Santiago CASTILLA | EFICAR TEAM CASAL | 11 | Turn 9 | 15 | 11:33:00.688 |
| 70 | Santiago CASTILLA | EFICAR TEAM CASAL | 12 | Turn 12 | 15 | 11:33:22.821 |
| 70 | Santiago CASTILLA | EFICAR TEAM CASAL | 13 | Turn 7 | 17 | 11:37:34.898 |
| 70 | Santiago CASTILLA | EFICAR TEAM CASAL | 14 | Turn 9 | 17 | 11:37:49.283 |
| 70 | Santiago CASTILLA | EFICAR TEAM CASAL | 15 | Turn 7 | 18 | 11:40:16.763 |
| 70 | Santiago CASTILLA | EFICAR TEAM CASAL | 16 | Turn 12 | 18 | 11:40:57.684 |
| 70 | Santiago CASTILLA | EFICAR TEAM CASAL | 17 | Turn 9 | 19 | 11:43:01.969 |
| 70 | Santiago CASTILLA | EFICAR TEAM CASAL | 18 | Turn 7 | 20 | 11:45:11.017 |

Total Infractions:

| | | | | | | |
|----|-----------------|--------------|----|---------|----|--------------|
| 73 | Lucas MARICONDA | RX PRORACING | 1 | Turn 12 | 2 | 10:49:10.084 |
| 73 | Lucas MARICONDA | RX PRORACING | 2 | Turn 1 | 3 | 10:50:22.904 |
| 73 | Lucas MARICONDA | RX PRORACING | 3 | Turn 7 | 7 | 11:02:33.832 |
| 73 | Lucas MARICONDA | RX PRORACING | 4 | Turn 5 | 8 | 11:04:47.459 |
| 73 | Lucas MARICONDA | RX PRORACING | 5 | Turn 7 | 9 | 11:07:24.954 |
| 73 | Lucas MARICONDA | RX PRORACING | 6 | Turn 5 | 11 | 11:16:27.461 |
| 73 | Lucas MARICONDA | RX PRORACING | 7 | Turn 1 | 12 | 11:18:29.786 |
| 73 | Lucas MARICONDA | RX PRORACING | 8 | Turn 7 | 12 | 11:19:06.296 |
| 73 | Lucas MARICONDA | RX PRORACING | 9 | Turn 5 | 14 | 11:23:45.456 |
| 73 | Lucas MARICONDA | RX PRORACING | 10 | Turn 5 | 15 | 11:26:11.834 |
| 73 | Lucas MARICONDA | RX PRORACING | 11 | Turn 9 | 16 | 11:29:02.998 |
| 73 | Lucas MARICONDA | RX PRORACING | 12 | Turn 5 | 18 | 11:35:08.312 |
| 73 | Lucas MARICONDA | RX PRORACING | 13 | Turn 1 | 19 | 11:37:09.508 |
| 73 | Lucas MARICONDA | RX PRORACING | 14 | Turn 5 | 19 | 11:37:33.584 |
| 73 | Lucas MARICONDA | RX PRORACING | 15 | Turn 1 | 20 | 11:39:34.055 |
| 73 | Lucas MARICONDA | RX PRORACING | 16 | Turn 5 | 20 | 11:39:57.869 |
| 73 | Lucas MARICONDA | RX PRORACING | 17 | Turn 1 | 21 | 11:41:58.735 |
| 73 | Lucas MARICONDA | RX PRORACING | 18 | Turn 7 | 21 | 11:42:34.904 |
| 73 | Lucas MARICONDA | RX PRORACING | 19 | Turn 1 | 22 | 11:44:22.966 |
| 73 | Lucas MARICONDA | RX PRORACING | 20 | Turn 5 | 22 | 11:44:46.251 |
| 73 | Lucas MARICONDA | RX PRORACING | 21 | Turn 7 | 22 | 11:44:59.033 |
| 73 | Lucas MARICONDA | RX PRORACING | 22 | Turn 12 | 22 | 11:45:35.745 |

Total Infractions:

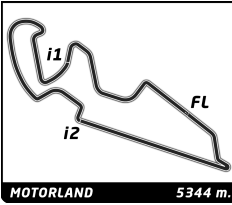
| | | | | | | |
|----|------------|--------------|---|---------|----|--------------|
| 86 | Víctor MUR | RX PRORACING | 1 | Turn 5 | 6 | 11:00:33.637 |
| 86 | Víctor MUR | RX PRORACING | 2 | Turn 12 | 6 | 11:01:24.281 |
| 86 | Víctor MUR | RX PRORACING | 3 | Turn 5 | 9 | 11:10:33.028 |
| 86 | Víctor MUR | RX PRORACING | 4 | Turn 12 | 13 | 11:21:30.414 |

Total Infractions:

| | | | | | | |
|----|----------------|------------------|---|--------|----|--------------|
| 95 | Marco AGUILERA | EFICAR TEAM NIMO | 1 | Turn 7 | 6 | 11:02:49.150 |
| 95 | Marco AGUILERA | EFICAR TEAM NIMO | 2 | Turn 7 | 10 | 11:12:24.816 |
| 95 | Marco AGUILERA | EFICAR TEAM NIMO | 3 | Turn 1 | 14 | 11:27:42.968 |
| 95 | Marco AGUILERA | EFICAR TEAM NIMO | 4 | Turn 1 | 17 | 11:34:52.976 |

Total Infractions:

| | | | | | | |
|----|--------------|------------------------|----|---------|----|--------------|
| 96 | Luis ALVAREZ | LOVA ME-PRE MOTORSPORT | 1 | Turn 7 | 1 | 10:47:23.755 |
| 96 | Luis ALVAREZ | LOVA ME-PRE MOTORSPORT | 2 | Turn 5 | 2 | 10:49:44.417 |
| 96 | Luis ALVAREZ | LOVA ME-PRE MOTORSPORT | 3 | Turn 9 | 2 | 10:50:12.081 |
| 96 | Luis ALVAREZ | LOVA ME-PRE MOTORSPORT | 4 | Turn 7 | 2 | 10:49:57.801 |
| 96 | Luis ALVAREZ | LOVA ME-PRE MOTORSPORT | 5 | Turn 12 | 2 | 10:50:34.346 |
| 96 | Luis ALVAREZ | LOVA ME-PRE MOTORSPORT | 6 | Turn 7 | 3 | 10:52:23.355 |
| 96 | Luis ALVAREZ | LOVA ME-PRE MOTORSPORT | 7 | Turn 7 | 4 | 10:54:49.760 |
| 96 | Luis ALVAREZ | LOVA ME-PRE MOTORSPORT | 8 | Turn 12 | 6 | 11:02:58.947 |
| 96 | Luis ALVAREZ | LOVA ME-PRE MOTORSPORT | 9 | Turn 7 | 7 | 11:04:48.365 |
| 96 | Luis ALVAREZ | LOVA ME-PRE MOTORSPORT | 10 | Turn 1 | 9 | 11:09:02.314 |
| 96 | Luis ALVAREZ | LOVA ME-PRE MOTORSPORT | 11 | Turn 1 | 10 | 11:11:34.099 |
| 96 | Luis ALVAREZ | LOVA ME-PRE MOTORSPORT | 12 | Turn 12 | 13 | 11:22:16.211 |
| 96 | Luis ALVAREZ | LOVA ME-PRE MOTORSPORT | 13 | Turn 1 | 14 | 11:23:27.323 |
| 96 | Luis ALVAREZ | LOVA ME-PRE MOTORSPORT | 14 | Turn 7 | 14 | 11:24:03.950 |
| 96 | Luis ALVAREZ | LOVA ME-PRE MOTORSPORT | 15 | Turn 1 | 15 | 11:25:52.938 |



Toyota GR Cup Spain
ROUND 3 - MOTORLAND

Test Colectivo Previo


Track Limits Analysis

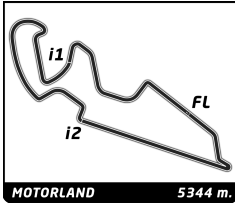
| No | Driver | Team | T.L. Nr | Camera | Lap | Time |
|----|--------------|------------------------|---------|---------|-----|--------------|
| 96 | Luis ALVAREZ | LOVA ME-PRE MOTORSPORT | 16 | Turn 7 | 15 | 11:26:29.833 |
| 96 | Luis ALVAREZ | LOVA ME-PRE MOTORSPORT | 17 | Turn 1 | 16 | 11:28:18.247 |
| 96 | Luis ALVAREZ | LOVA ME-PRE MOTORSPORT | 18 | Turn 7 | 16 | 11:28:56.944 |
| 96 | Luis ALVAREZ | LOVA ME-PRE MOTORSPORT | 19 | Turn 1 | 17 | 11:30:45.456 |
| 96 | Luis ALVAREZ | LOVA ME-PRE MOTORSPORT | 20 | Turn 7 | 17 | 11:31:22.160 |
| 96 | Luis ALVAREZ | LOVA ME-PRE MOTORSPORT | 21 | Turn 12 | 17 | 11:31:58.884 |
| 96 | Luis ALVAREZ | LOVA ME-PRE MOTORSPORT | 22 | Turn 5 | 19 | 11:38:36.114 |
| 96 | Luis ALVAREZ | LOVA ME-PRE MOTORSPORT | 23 | Turn 5 | 20 | 11:41:01.927 |
| 96 | Luis ALVAREZ | LOVA ME-PRE MOTORSPORT | 24 | Turn 9 | 20 | 11:41:28.901 |
| 96 | Luis ALVAREZ | LOVA ME-PRE MOTORSPORT | 25 | Turn 12 | 20 | 11:41:51.220 |

Total Infractions:

TOTAL TRACK LIMITS: 117

Published at:



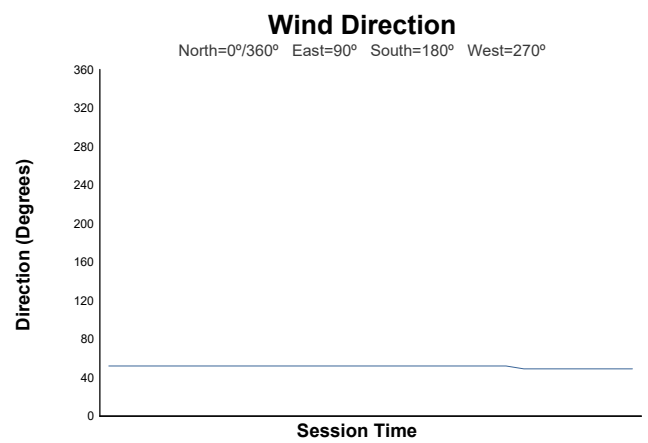
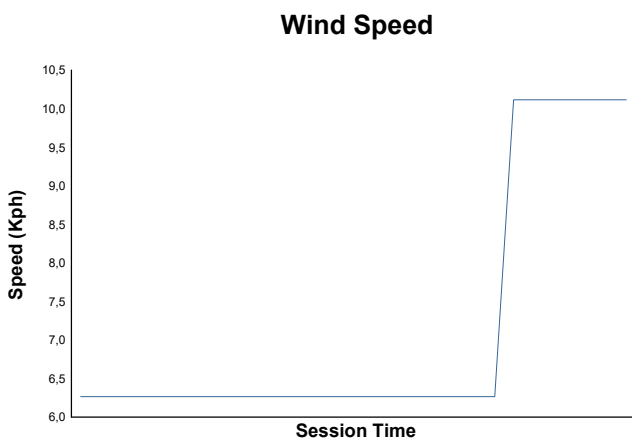
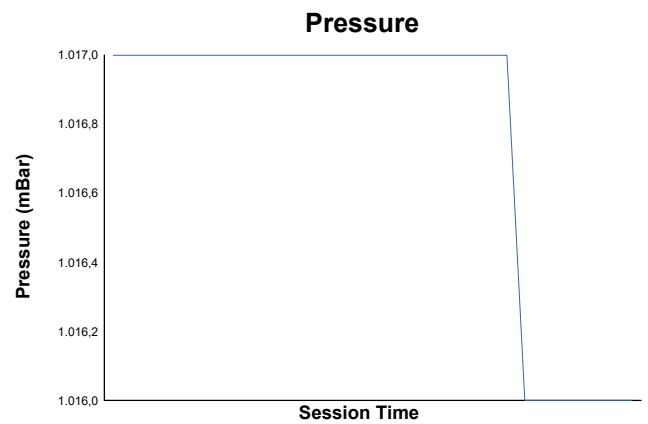
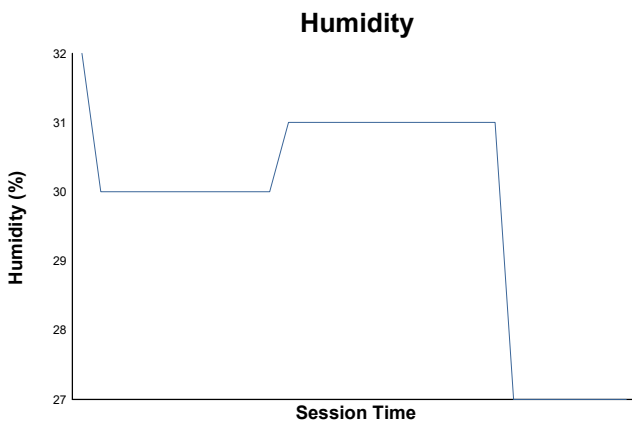
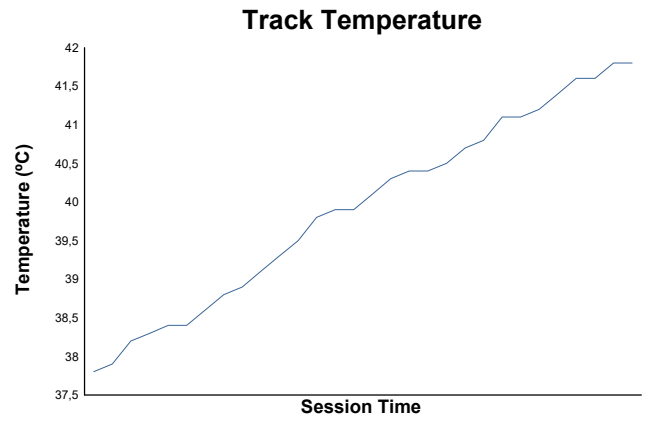
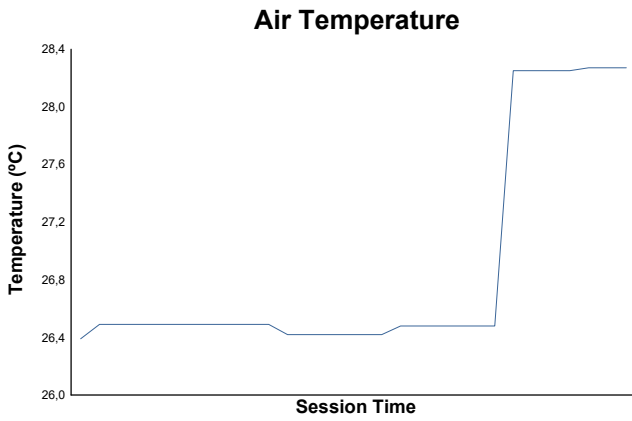


ROUND 3 - MOTORLAND

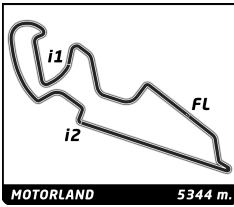
Toyota GR Cup Spain

Test Colectivo Previo

Weather Report



Track Status: **DRY**



Toyota GR Cup Spain
ROUND 3 - MOTORLAND
Entrenamiento Libre 1+2

Classification

| No | Driver | Nat | Team | Car | Cl. | Time | Lap Total | Gap | Kph |
|----|------------------------|-----|---------------------|-------------|-----|-----------------|-----------|--------|--------------|
| 1 | 95 Marco AGUILERA | ESP | NIMO GORDILLO | Toyota GR86 | GR | 2:23.878 | 4 10 | - | 133.7 |
| 2 | 32 Marcos DE DIEGO | ESP | EFFICAR TEAM | Toyota GR86 | GR | 2:24.405 | 9 9 | +0.527 | 133.2 |
| 3 | 13 Joan VINYES D | AND | EFFICAR TEAM | Toyota GR86 | GR | 2:24.906 | 3 9 | +1.028 | 132.8 |
| 4 | 2 Sandro PEREZ | ESP | RX PRORACING | Toyota GR86 | GR | 2:24.915 | 4 10 | +1.037 | 132.8 |
| 5 | 63 Miguel Angel ROMERO | ESP | RX PRORACING | Toyota GR86 | GR | 2:25.392 | 8 8 | +1.514 | 132.3 |
| 6 | 73 Lucas MARICONDA | ESP | RX PRORACING | Toyota GR86 | GR | 2:25.395 | 8 9 | +1.517 | 132.3 |
| 7 | 70 Santiago CASTILLA | ESP | EFFICAR TEAM | Toyota GR86 | GR | 2:25.701 | 7 9 | +1.823 | 132.0 |
| 8 | 96 Luis ALVAREZ | ESP | VAQUE MOTORSPORT | Toyota GR86 | GR | 2:25.897 | 9 9 | +2.019 | 131.9 |
| 9 | 23 Antonio ALBACETE | ESP | VAQUE MOTORSPORT | Toyota GR86 | GR | 2:26.123 | 8 9 | +2.245 | 131.7 |
| 10 | 64 Jesus Luis RECUENCO | ESP | VAQUE MOTORSPORT | Toyota GR86 | GR | 2:26.635 | 7 9 | +2.757 | 131.2 |
| 11 | 8 Jaime FONT | ESP | EFFICAR TEAM | Toyota GR86 | GR | 2:27.069 | 7 8 | +3.191 | 130.8 |
| 12 | 86 Victor MUR | ESP | TOYOTA ESPAÑA | Toyota GR86 | GR | 2:28.851 | 6 7 | +4.973 | 129.2 |
| 13 | 52 Alejandro SANCHEZ | ESP | CLUB DEPORTIVO DAGO | Toyota GR86 | GR | 2:31.720 | 2 4 | +7.842 | 126.8 |
| 14 | 14 Ignacio RODRIGUEZ | ESP | IGNACIO RODRIGUEZ | Toyota GR86 | GR | | 7 | | |

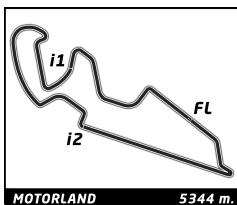
Fastest Lap: Lap 4 | Marco AGUILERA | **2:23.878** | 133.7 Kph

Published at:

Track Status: **DRY**

Race Director:
David RODRIGUEZ

Timekeeper:
Alberto ESTÉBANEZ





Toyota GR Cup Spain
ROUND 3 - MOTORLAND
Entrenamiento Libre 1+2

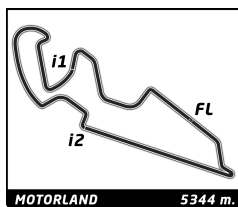
Classification by Division

| No Driver | Nat | Team | Car | Time | Lap Total | Gap | Kph |
|--------------------------|-----|-----------------------------|-------------|----------|-----------|---------------|-------|
| JUNIOR | | | | | | | |
| 1 2 Sandro PEREZ | ESP | RX PRORACING | Toyota GR86 | 2:24.915 | 4 10 | | 132.8 |
| 2 63 Miguel Angel ROMERO | ESP | RX PRORACING | Toyota GR86 | 2:25.392 | 8 8 | +0.477 +0.477 | 132.3 |
| 3 73 Lucas MARICONDA | ESP | RX PRORACING | Toyota GR86 | 2:25.395 | 8 9 | +0.480 +0.003 | 132.3 |
| SENIOR | | | | | | | |
| 1 8 Jaime FONT | ESP | EFICAR TEAM | Toyota GR86 | 2:27.069 | 7 8 | | 130.8 |
| 2 52 Alejandro SANCHEZ | ESP | ESCUELA VASCA DE CONDUCCION | Toyota GR86 | 2:31.720 | 2 4 | +4.651 +4.651 | 126.8 |

Published at:

Track Status: **DRY**

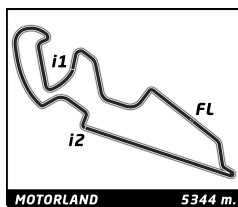
| | |
|---|--|
| Race Director: David RODRIGUEZ  | Timekeeper: Alberto ESTÉBANEZ  |
|---|--|



Toyota GR Cup Spain
ROUND 3 - MOTORLAND
Entrenamiento Libre 1+2

Best Top Speed

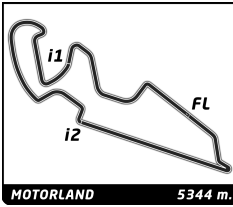
| No Driver | Team | Class | Top 1 | | Top 2 | | Top 3 | | Top 4 | | Top 5 | | Avg | |
|-----------|---------------------|-----------------------------|-------|--------------|-------|-------|-------|-------|-------|-------|-------|-------|-----|-------|
| | | | Kph | Lap | Kph | Lap | Kph | Lap | Kph | Lap | Kph | Lap | | |
| 2 | Sandro PEREZ | RX PRORACING | GR | 206.9 | 7 | 203.8 | 9 | 202.6 | 8 | 202.2 | 6 | 202.2 | 4 | 203,5 |
| 23 | Antonio ALBACETE | LOVA ME-PRE MOTORSPORT | GR | 206.5 | 9 | 203.8 | 6 | 203.4 | 8 | 202.6 | 4 | 201.1 | 5 | 203,5 |
| 13 | Joan VINYES D | EFICAR TEAM | GR | 205.3 | 7 | 204.2 | 9 | 203.8 | 4 | 203.4 | 6 | 203.4 | 8 | 204,0 |
| 63 | Miguel Angel ROMERO | RX PRORACING | GR | 205.3 | 6 | 205.3 | 8 | 204.2 | 3 | 203.8 | 7 | 202.6 | 5 | 204,2 |
| 14 | Ignacio RODRIGUEZ | AVIASTEC RACING | GR | 204.5 | 4 | 204.2 | 6 | 204.2 | 7 | 203.8 | 5 | 201.5 | 3 | 203,6 |
| 70 | Santiago CASTILLA | EFICAR TEAM CASAL | GR | 204.2 | 7 | 203.8 | 8 | 203.0 | 9 | 202.2 | 3 | 201.9 | 6 | 203,0 |
| 73 | Lucas MARICONDA | RX PRORACING | GR | 204.2 | 7 | 203.0 | 9 | 202.6 | 4 | 202.6 | 8 | 202.2 | 2 | 202,9 |
| 8 | Jaime FONT | EFICAR TEAM | GR | 203.4 | 2 | 203.4 | 3 | 203.0 | 6 | 202.6 | 8 | 202.2 | 7 | 202,9 |
| 32 | Marcos DE DIEGO | EFICAR TEAM COMAUTO | GR | 203.4 | 9 | 203.0 | 7 | 202.2 | 4 | 201.5 | 8 | 200.0 | 6 | 202,0 |
| 95 | Marco AGUILERA | EFICAR TEAM NIMO | GR | 203.4 | 10 | 203.4 | 8 | 202.2 | 4 | 202.2 | 9 | 201.9 | 2 | 202,6 |
| 96 | Luis ALVAREZ | LOVA ME-PRE MOTORSPORT | GR | 203.0 | 7 | 202.6 | 2 | 202.2 | 9 | 201.9 | 3 | 201.5 | 4 | 202,2 |
| 64 | Jesus Luis RECUENCO | LOVA ME-PRE MOTORSPORT | GR | 202.2 | 4 | 202.2 | 6 | 201.5 | 9 | 200.4 | 5 | 200.0 | 7 | 201,3 |
| 86 | Víctor MUR | RX PRORACING | GR | 200.0 | 1 | 199.6 | 5 | 198.2 | 7 | 197.1 | 3 | 196.0 | 6 | 198,2 |
| 52 | Alejandro SANCHEZ | ESCUELA VASCA DE CONDUCCIÓN | GR | 195.3 | 2 | 193.2 | 3 | 163.9 | 1 | 121.8 | 4 | | | 168,6 |



Toyota GR Cup Spain
ROUND 3 - MOTORLAND
Entrenamiento Libre 1+2

Best Sector Times

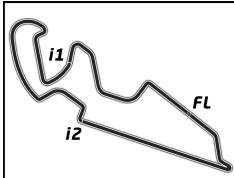
| Sector 1 | | | Sector 2 | | | Sector 3 | | | Ideal Lap | Best Lap | |
|----------|----------------|--------|----------------|----------|----------------|----------|-----|----------------|-----------|----------|------|
| Pos | No Driver | Time | No Driver | Time | No Driver | Time | Pos | No Driver | | | |
| 1 | 95 M.AGUILERA | 36.993 | 95 M.AGUILERA | 1:01.577 | 95 M.AGUILERA | 44.956 | 1 | 95 M.AGUILERA | 2:23.526 | 2:23.878 | (1) |
| 2 | 13 J.VINYES D | 37.187 | 32 M.DE DIEGO | 1:01.765 | 2 S.PEREZ | 45.016 | 2 | 32 M.DE DIEGO | 2:24.405 | 2:24.405 | (2) |
| 3 | 70 S.CASTILLA | 37.299 | 13 J.VINYES D | 1:01.908 | 32 M.DE DIEGO | 45.126 | 3 | 13 J.VINYES D | 2:24.489 | 2:24.906 | (3) |
| 4 | 2 S.PEREZ | 37.394 | 2 S.PEREZ | 1:02.110 | 63 M.ROMERO | 45.171 | 4 | 2 S.PEREZ | 2:24.520 | 2:24.915 | (4) |
| 5 | 32 M.DE DIEGO | 37.514 | 73 L.MARICONDA | 1:02.313 | 14 I.RODRIGUEZ | 45.215 | 5 | 70 S.CASTILLA | 2:25.301 | 2:25.701 | (7) |
| 6 | 63 M.ROMERO | 37.525 | 14 I.RODRIGUEZ | 1:02.434 | 70 S.CASTILLA | 45.273 | 6 | 73 L.MARICONDA | 2:25.320 | 2:25.395 | (6) |
| 7 | 96 L.ALVAREZ | 37.576 | 63 M.ROMERO | 1:02.687 | 13 J.VINYES D | 45.394 | 7 | 63 M.ROMERO | 2:25.383 | 2:25.392 | (5) |
| 8 | 73 L.MARICONDA | 37.599 | 70 S.CASTILLA | 1:02.729 | 73 L.MARICONDA | 45.408 | 8 | 23 A.ALBACETE | 2:25.893 | 2:26.123 | (9) |
| 9 | 64 J.RECUENCO | 37.632 | 23 A.ALBACETE | 1:02.785 | 23 A.ALBACETE | 45.409 | 9 | 96 L.ALVAREZ | 2:25.897 | 2:25.897 | (8) |
| 10 | 23 A.ALBACETE | 37.699 | 96 L.ALVAREZ | 1:02.871 | 96 L.ALVAREZ | 45.450 | 10 | 64 J.RECUENCO | 2:26.433 | 2:26.635 | (10) |
| 11 | 8 J.FONT | 38.021 | 8 J.FONT | 1:02.990 | 64 J.RECUENCO | 45.560 | 11 | 8 J.FONT | 2:26.817 | 2:27.069 | (11) |
| 12 | 86 V.MUR | 38.228 | 64 J.RECUENCO | 1:03.241 | 8 J.FONT | 45.806 | 12 | 14 I.RODRIGUEZ | 2:27.318 | | |
| 13 | 52 A.SANCHEZ | 38.783 | 86 V.MUR | 1:03.573 | 86 V.MUR | 46.432 | 13 | 86 V.MUR | 2:28.233 | 2:28.851 | (12) |
| 14 | 14 I.RODRIGUEZ | 39.669 | 52 A.SANCHEZ | 1:04.735 | 52 A.SANCHEZ | 46.897 | 14 | 52 A.SANCHEZ | 2:30.415 | 2:31.720 | (13) |



Toyota GR Cup Spain
ROUND 3 - MOTORLAND
Entrenamiento Libre 1+2

Fastest Lap Sequence






| Elapsed | No Driver | Team | Car | Class | Time | Kph | Lap |
|-----------|-----------------------------|-------------------|-------------|-------|-----------------|-------|-----|
| 5:38.603 | 73 Lucas MARICONDA | RX PRORACING | Toyota GR86 | GR | 2:29.223 | 128.9 | 2 |
| 7:42.845 | 70 Santiago CASTILLA | EFICAR TEAM CASAL | Toyota GR86 | GR | 2:27.192 | 130.7 | 2 |
| 8:04.866 | 73 Lucas MARICONDA | RX PRORACING | Toyota GR86 | GR | 2:26.263 | 131.5 | 3 |
| 8:28.474 | 95 Marco AGUILERA | EFICAR TEAM NIMO | Toyota GR86 | GR | 2:24.497 | 133.1 | 3 |
| 10:52.352 | 95 Marco AGUILERA | EFICAR TEAM NIMO | Toyota GR86 | GR | 2:23.878 | 133.7 | 4 |

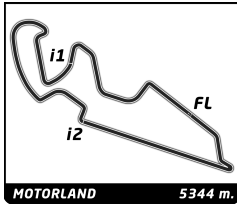


MOTORLAND 5344 m.

Toyota GR Cup Spain
ROUND 3 - MOTORLAND
Entrenamiento Libre 1+2

Flag Analysis

| Flag | Time |
|---|--------------|
|  GREEN FLAG | 14:45:00.000 |
|  YELLOW FLAG AT SECTOR 3 | 14:58:21.944 |
|  RED FLAG | 14:59:06.956 |
|  GREEN FLAG | 15:35:00.373 |
|  CHEQUERED FLAG | 15:45:00.000 |



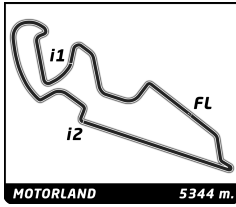
Toyota GR Cup Spain

ROUND 3 - MOTORLAND

Entrenamiento Libre 1+2

Sector Analysis

| Lap | | | | | | | Lap | | | | | | |
|--|--------------------------|---------------|-----------------|---------------|-------|-------------|--|-------------------|---------------|-----------------|---------------|-------|-------------|
| Lap | Time | Sector 1 | Sector 2 | Sector 3 | T.Spd | Elapsed | Lap | Time | Sector 1 | Sector 2 | Sector 3 | T.Spd | Elapsed |
| 2 Sandro PEREZ ESP RX PRORACING Toyota GR86 | | | | | | | 9 2:26.521 37.699 1:02.785 46.037 206.5 1:02:24.982 | | | | | | |
| 1 | 4:03.726 | 1:55.956 | 1:13.243 | 54.527 | 164.9 | 4:03.726 | 1 | 5:45.937 | 3:37.442 | 1:14.596 | 53.899 | 133.2 | 5:45.937 |
| 2 | 2:35.704 | 41.654 | 1:06.352 | 47.698 | 177.9 | 6:39.430 | 2 | 2:46.522 | 43.825 | 1:10.438 | 52.259 | 143.6 | 8:32.459 |
| 3 | 2:31.509 | 39.570 | 1:04.706 | 47.233 | 201.5 | 9:10.939 | 3 | 2:39.491 | 41.591 | 1:09.903 | 47.997 | 191.2 | 11:11.950 |
| 4 | 2:24.915 | 37.394 | 1:02.110 | 45.411 | 202.2 | 11:35.854 | 4 | 2:32.705 | 39.224 | 1:06.344 | 47.137 | 202.2 | 13:44.655 |
| 5 | 2:41.251 B | 40.504 | 1:05.075 | 55.672 | 180.3 | 14:17.105 | 5 | 3:22.148 B | 39.216 | 1:14.992 | 1:27.940 | 88.7 | 17:06.803 |
| 6 | 38:15.788 | ... | 1:03.781 | 46.151 | 202.2 | 52:32.893 | 6 | 36:15.322 | ... | 1:09.246 | 46.936 | 200.0 | 53:22.125 |
| 7 | 2:24.336 | 37.214 | 1:02.015 | 45.107 | 206.9 | 54:57.229 | 7 | 2:35.025 | 44.497 | 1:04.398 | 46.130 | 203.0 | 55:57.150 |
| 8 | 2:27.114 | 37.872 | 1:03.006 | 46.236 | 202.6 | 57:24.343 | 8 | 2:25.323 | 37.521 | 1:02.059 | 45.743 | 201.5 | 58:22.473 |
| 9 | 2:24.890 | 37.535 | 1:02.339 | 45.016 | 203.8 | 59:49.233 | 9 | 2:24.405 | 37.514 | 1:01.765 | 45.126 | 203.4 | 1:00:46.878 |
| 10 | 2:36.811 B | 37.748 | 1:02.204 | 56.859 | 186.9 | 1:02:26.044 | | | | | | | |
| 8 Jaime FONT ESP EFICAR TEAM Toyota GR86 | | | | | | | 52 Alejandro SANCHEZ ESP ESCUELA VASCA DE CONDUCCIÓN Toyota GR86 | | | | | | |
| 1 | 5:48.398 | 3:40.877 | 1:13.466 | 54.055 | 136.4 | 5:48.398 | 1 | 4:37.875 | 2:37.487 | 1:08.078 | 52.310 | 163.9 | 4:37.875 |
| 2 | 2:30.281 | 40.234 | 1:03.826 | 46.221 | 203.4 | 8:18.679 | 2 | 2:31.720 | 39.694 | 1:05.129 | 46.897 | 195.3 | 7:09.595 |
| 3 | 2:28.094 | 38.277 | 1:03.519 | 46.298 | 203.4 | 10:46.773 | 3 | 2:30.657 | 38.779 | 1:04.735 | 47.143 | 193.2 | 9:40.252 |
| 4 | 2:43.118 B | 38.068 | 1:04.120 | 1:00.930 | 145.4 | 13:29.891 | 4 | 2:59.828 B | 38.783 | 1:07.724 | 1:13.321 | 121.8 | 12:40.080 |
| 5 | 39:29.050 | ... | 1:04.820 | 46.204 | 201.1 | 52:58.941 | | | | | | | |
| 6 | 2:27.775 | 38.105 | 1:03.864 | 45.806 | 203.0 | 55:26.716 | | | | | | | |
| 7 | 2:27.069 | 38.089 | 1:02.990 | 45.990 | 202.2 | 57:53.785 | | | | | | | |
| 8 | 2:26.985 | 38.021 | 1:03.103 | 45.861 | 202.6 | 1:00:20.770 | | | | | | | |
| 13 Joan VINYES D AND EFICAR TEAM Toyota GR86 | | | | | | | 63 Miguel Angel ROMERO ESP RX PRORACING Toyota GR86 | | | | | | |
| 1 | 5:47.495 | 3:40.080 | 1:13.042 | 54.373 | 137.2 | 5:47.495 | 1 | 8:41.639 | 6:38.377 | 1:11.593 | 51.669 | 177.6 | 8:41.639 |
| 2 | 2:29.486 | 40.635 | 1:03.231 | 45.620 | 201.1 | 8:16.981 | 2 | 2:25.972 | 37.700 | 1:02.396 | 45.876 | 202.2 | 11:07.611 |
| 3 | 2:24.906 | 37.459 | 1:02.053 | 45.394 | 202.2 | 10:41.887 | 3 | 2:29.115 | 37.547 | 1:02.687 | 48.881 | 204.2 | 13:36.726 |
| 4 | 2:31.925 | 38.039 | 1:07.734 | 46.152 | 203.8 | 13:13.812 | 4 | 3:10.810 B | 38.333 | 1:16.516 | 1:15.961 | 106.2 | 16:47.536 |
| 5 | 3:24.266 B | 37.187 | 1:25.461 | 1:21.618 | 96.7 | 16:38.078 | 5 | 36:19.937 | ... | 1:03.487 | 46.158 | 202.6 | 53:07.473 |
| 6 | 36:47.616 | ... | 1:03.425 | 45.687 | 203.4 | 53:25.694 | 6 | 2:26.255 | 38.263 | 1:02.729 | 45.263 | 205.3 | 55:33.728 |
| 7 | 2:25.040 | 37.517 | 1:02.114 | 45.409 | 205.3 | 55:50.734 | 7 | 2:25.860 | 37.758 | 1:02.547 | 45.555 | 203.8 | 57:59.588 |
| 8 | 2:24.792 | 37.480 | 1:01.904 | 45.408 | 203.4 | 58:15.526 | 8 | 2:25.392 | 37.525 | 1:02.696 | 45.171 | 205.3 | 1:00:24.980 |
| 9 | 2:34.310 B | 37.372 | 1:01.908 | 55.030 | 204.2 | 1:00:49.836 | | | | | | | |
| 14 Ignacio RODRIGUEZ ESP AVIASTEC RACING Toyota GR86 | | | | | | | 64 Jesus Luis RECUENCO ESP LOVA ME-PRE MOTORSPORT Toyota GR86 | | | | | | |
| 1 | 11:54.896 | ... | 1:05.681 | 48.911 | 190.1 | 11:54.896 | 1 | 6:50.824 | 4:42.744 | 1:17.795 | 50.285 | 189.5 | 6:50.824 |
| 2 | 2:53.897 B | 39.669 | 1:06.420 | 1:07.808 | 173.9 | 14:48.793 | 2 | 2:34.892 | 41.125 | 1:06.874 | 46.893 | 197.8 | 9:25.716 |
| 3 | 37:39.006 | ... | 1:04.373 | 46.094 | 201.5 | 52:27.799 | 3 | 2:39.303 | 37.985 | 1:13.678 | 47.640 | 194.2 | 12:05.019 |
| 4 | 2:25.418 | 37.586 | 1:02.617 | 45.215 | 204.5 | 54:53.217 | 4 | 2:45.849 B | 37.632 | 1:03.357 | 1:04.860 | 202.2 | 14:50.868 |
| 5 | 2:26.078 | 37.867 | 1:02.843 | 45.368 | 203.8 | 57:19.295 | 5 | 37:43.917 | ... | 1:05.065 | 47.151 | 200.4 | 52:34.785 |
| 6 | 2:26.109 | 38.095 | 1:02.754 | 45.260 | 204.2 | 59:45.404 | 6 | 2:27.269 | 38.158 | 1:03.241 | 45.870 | 202.2 | 55:02.054 |
| 7 | 2:25.730 | 37.728 | 1:02.434 | 45.568 | 204.2 | 1:02:11.134 | 7 | 2:26.635 | 37.821 | 1:03.254 | 45.560 | 200.0 | 57:28.689 |
| | | | | | | | 8 | 2:27.599 | 38.135 | 1:03.584 | 45.880 | 200.0 | 59:56.288 |
| | | | | | | | 9 | 2:38.332 B | 38.366 | 1:03.432 | 56.534 | 201.5 | 1:02:34.620 |
| 23 Antonio ALBACETE ESP LOVA ME-PRE MOTORSPORT Toyota GR86 | | | | | | | 70 Santiago CASTILLA ESP EFICAR TEAM CASAL Toyota GR86 | | | | | | |
| 1 | 4:31.715 | 2:22.323 | 1:13.703 | 55.689 | 136.2 | 4:31.715 | 1 | 5:15.653 | 3:24.078 | 1:05.150 | 46.425 | 201.1 | 5:15.653 |
| 2 | 3:01.714 B | 43.734 | 1:10.871 | 1:07.109 | 107.4 | 7:33.429 | 2 | 2:27.192 | 37.995 | 1:03.369 | 45.828 | 200.7 | 7:42.845 |
| 3 | 4:28.098 | 2:18.695 | 1:10.904 | 58.499 | 127.1 | 12:01.527 | 3 | 2:26.145 | 37.490 | 1:02.807 | 45.848 | 202.2 | 10:08.990 |
| 4 | 2:44.099 B | 37.712 | 1:04.163 | 1:02.224 | 202.6 | 14:45.626 | 4 | 2:26.577 | 37.299 | 1:03.458 | 45.820 | 201.5 | 12:35.567 |
| 5 | 37:44.916 | ... | 1:04.504 | 45.835 | 201.1 | 52:30.542 | 5 | 2:39.018 B | 37.896 | 1:04.675 | 56.447 | 194.6 | 15:14.585 |
| 6 | 2:26.305 | 37.829 | 1:02.900 | 45.576 | 203.8 | 54:56.847 | 6 | 38:02.380 | ... | 1:04.529 | 46.050 | 201.9 | 53:16.965 |
| 7 | 2:35.491 | 44.565 | 1:05.517 | 45.409 | 201.1 | 57:32.338 | 7 | 2:25.701 | 37.507 | 1:02.759 | 45.435 | 204.2 | 55:42.666 |
| 8 | 2:26.123 | 37.778 | 1:02.903 | 45.442 | 203.4 | 59:58.461 | 8 | 2:25.411 | 37.409 | 1:02.729 | 45.273 | 203.8 | 58:08.077 |
| | | | | | | | 9 | 2:25.944 | 37.573 | 1:03.034 | 45.337 | 203.0 | 1:00:34.021 |

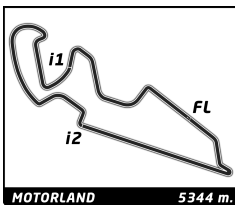


Toyota GR Cup Spain ROUND 3 - MOTORLAND Entrenamiento Libre 1+2

Sector Analysis

— Invalidated Lap ■ Personal Best ■ Session Best B Crossing the pit lane

| Lap | Time | Sector 1 | Sector 2 | Sector 3 | T.Spd | Elapsed | Lap | Time | Sector 1 | Sector 2 | Sector 3 | T.Spd | Elapsed |
|-----------|------------------------|---------------|-----------------|---------------|-------|-------------|-------------|------|----------|----------|----------|-------|---------|
| 73 | Lucas MARICONDA | | | | | | ESP | | | | | | |
| | RX PRORACING | | | | | | Toyota GR86 | | | | | | |
| 1 | 3:09.380 | 1:18.258 | 1:04.710 | 46.412 | 201.1 | 3:09.380 | | | | | | | |
| 2 | 2:29.223 | 37.877 | 1:05.031 | 46.315 | 202.2 | 5:38.603 | | | | | | | |
| 3 | 2:26.263 | 37.626 | 1:02.695 | 45.942 | 201.5 | 8:04.866 | | | | | | | |
| 4 | <u>2:30.164</u> B | <u>37.445</u> | 1:02.609 | 50.110 | 202.6 | 10:35.030 | | | | | | | |
| 5 | <u>4:41.969</u> B | 2:47.116 | <u>1:03.308</u> | 51.545 | 201.5 | 15:16.999 | | | | | | | |
| 6 | 38:23.185 | ... | 1:03.519 | 46.069 | 202.2 | 53:40.184 | | | | | | | |
| 7 | 2:26.115 | 37.694 | 1:02.926 | 45.495 | 204.2 | 56:06.299 | | | | | | | |
| 8 | 2:25.395 | 37.599 | 1:02.313 | 45.483 | 202.6 | 58:31.694 | | | | | | | |
| 9 | 2:25.870 | 37.872 | 1:02.590 | 45.408 | 203.0 | 1:00:57.564 | | | | | | | |
| 86 | Victor MUR | | | | | | ESP | | | | | | |
| | RX PRORACING | | | | | | Toyota GR86 | | | | | | |
| 1 | 9:14.783 | 7:22.719 | 1:04.586 | 47.478 | 200.0 | 9:14.783 | | | | | | | |
| 2 | 2:30.352 | 38.890 | 1:04.287 | 47.175 | 194.9 | 11:45.135 | | | | | | | |
| 3 | 2:41.292 B | 38.651 | 1:05.299 | 57.342 | 197.1 | 14:26.427 | | | | | | | |
| 4 | 39:21.998 | ... | 1:04.732 | 47.838 | 195.3 | 53:48.425 | | | | | | | |
| 5 | 2:29.011 | 38.410 | 1:04.169 | 46.432 | 199.6 | 56:17.436 | | | | | | | |
| 6 | 2:28.851 | 38.228 | 1:03.573 | 47.050 | 196.0 | 58:46.287 | | | | | | | |
| 7 | 2:30.033 | 38.843 | 1:04.489 | 46.701 | 198.2 | 1:01:16.320 | | | | | | | |
| 95 | Marco AGUILERA | | | | | | ESP | | | | | | |
| | EFICAR TEAM NIMO | | | | | | Toyota GR86 | | | | | | |
| 1 | 3:31.910 | 1:24.908 | 1:14.125 | 52.877 | 155.4 | 3:31.910 | | | | | | | |
| 2 | 2:32.067 | 41.569 | 1:04.984 | 45.514 | 201.9 | 6:03.977 | | | | | | | |
| 3 | 2:24.497 | 37.099 | 1:01.909 | 45.489 | 201.9 | 8:28.474 | | | | | | | |
| 4 | 2:23.878 | 36.993 | 1:01.577 | 45.308 | 202.2 | 10:52.352 | | | | | | | |
| 5 | <u>2:29.870</u> | 37.194 | <u>1:03.710</u> | 48.966 | 172.2 | 13:22.222 | | | | | | | |
| 6 | 3:17.637 B | 37.207 | 1:18.775 | 1:21.655 | 96.1 | 16:39.859 | | | | | | | |
| 7 | 36:44.340 | ... | 1:03.146 | 45.908 | 201.5 | 53:24.199 | | | | | | | |
| 8 | <u>2:24.848</u> | <u>37.527</u> | <u>1:01.774</u> | 45.547 | 203.4 | 55:49.047 | | | | | | | |
| 9 | 2:24.202 | 37.163 | 1:01.832 | 45.207 | 202.2 | 58:13.249 | | | | | | | |
| 10 | 2:23.967 | 37.285 | 1:01.726 | 44.956 | 203.4 | 1:00:37.216 | | | | | | | |
| 96 | Luis ALVAREZ | | | | | | ESP | | | | | | |
| | LOVA ME-PRE MOTORSPORT | | | | | | Toyota GR86 | | | | | | |
| 1 | 3:32.432 | 1:29.118 | 1:10.573 | 52.741 | 153.0 | 3:32.432 | | | | | | | |
| 2 | 2:33.061 | 41.642 | 1:05.387 | 46.032 | 202.6 | 6:05.493 | | | | | | | |
| 3 | 2:27.107 | 37.958 | 1:03.148 | 46.001 | 201.9 | 8:32.600 | | | | | | | |
| 4 | <u>2:32.000</u> B | <u>38.179</u> | 1:03.622 | 50.199 | 201.5 | 11:04.600 | | | | | | | |
| 5 | 5:22.335 B | 2:44.939 | 1:25.469 | 1:11.927 | 113.6 | 16:26.935 | | | | | | | |
| 6 | 36:22.995 | ... | 1:03.677 | 45.918 | 200.4 | 52:49.930 | | | | | | | |
| 7 | <u>2:26.307</u> | 38.001 | <u>1:02.832</u> | 45.474 | 203.0 | 55:16.237 | | | | | | | |
| 8 | <u>2:25.858</u> | 37.704 | <u>1:02.519</u> | 45.635 | 201.5 | 57:42.095 | | | | | | | |
| 9 | 2:25.897 | 37.576 | 1:02.871 | 45.450 | 202.2 | 1:00:07.992 | | | | | | | |



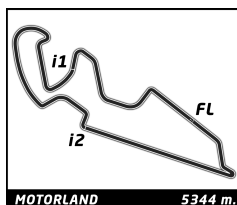
Toyota GR Cup Spain
ROUND 3 - MOTORLAND
Entrenamiento Libre 1+2

Race Director Report

| Hour | Flag | Message |
|----------|------|---|
| 14:45:00 | | PIT LANE ABIERTO |
| 14:56:49 | | BANDERA NEGRA Y NARANJA COCHE #52 |
| 14:58:21 | YF | YELLOW FLAG AT TURN 15.2 |
| 14:58:49 | | PISTA SUCIA EN RECTA |
| 14:59:06 | RF | RED FLAG |
| 15:06:01 | | APERTURA PIT LANE - MAS INFORMACIÓN PRONTO |
| 15:06:18 | | TRABAJANDO EN LIMPIEZA DE PISTA |
| 15:25:43 | | LA SESION SE REANUDARA A LAS 15:35 PTE CONFIRMACION |
| 15:28:37 | | LA SESION SE REANUDARA A LAS 15:35 |
| 15:35:00 | GF | GREEN FLAG |
| 15:35:01 | | PIT LANE ABIERTO |
| 15:45:03 | | BANDERA A CUADROS |

Published at:

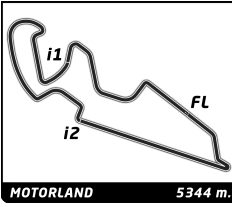
| | | | |
|--|--|---|--|
| <p>Race Director: David RODRIGUEZ</p> | | <p>Timekeeper: Alberto ESTEBANEZ</p> | |
|--|--|---|--|



Toyota GR Cup Spain ROUND 3 - MOTORLAND Entrenamiento Libre 1+2

Track Limits Analysis

| No | Driver | Team | T.L. Nr | Camera | Lap | Time | Total Infractions: |
|----|---------------------|-----------------------------|---------|---------|-----|--------------|--------------------|
| 2 | Sandro PEREZ | RX PRORACING | 1 | Turn 1 | 7 | 15:37:43.590 | 6 |
| 2 | Sandro PEREZ | RX PRORACING | 2 | Turn 9 | 7 | 15:38:35.182 | |
| 2 | Sandro PEREZ | RX PRORACING | 3 | Turn 1 | 9 | 15:42:35.611 | |
| 2 | Sandro PEREZ | RX PRORACING | 4 | Turn 9 | 9 | 15:43:26.919 | |
| 2 | Sandro PEREZ | RX PRORACING | 5 | Turn 1 | 10 | 15:45:00.447 | |
| 2 | Sandro PEREZ | RX PRORACING | 6 | Turn 5 | 10 | 15:45:24.504 | |
| 8 | Jaime FONT | EFICAR TEAM | 1 | Turn 9 | 8 | 15:43:56.469 | 1 |
| 13 | Joan VINYES D | EFICAR TEAM | 1 | Turn 1 | 7 | 15:38:37.069 | 5 |
| 13 | Joan VINYES D | EFICAR TEAM | 2 | Turn 12 | 7 | 15:39:50.366 | |
| 13 | Joan VINYES D | EFICAR TEAM | 3 | Turn 1 | 8 | 15:41:01.487 | |
| 13 | Joan VINYES D | EFICAR TEAM | 4 | Turn 9 | 8 | 15:41:53.242 | |
| 13 | Joan VINYES D | EFICAR TEAM | 5 | Turn 1 | 9 | 15:43:26.725 | |
| 14 | Ignacio RODRIGUEZ | AVIASTEC RACING | 1 | Turn 1 | 4 | 15:37:38.344 | 4 |
| 14 | Ignacio RODRIGUEZ | AVIASTEC RACING | 2 | Turn 1 | 5 | 15:40:04.130 | |
| 14 | Ignacio RODRIGUEZ | AVIASTEC RACING | 3 | Turn 1 | 6 | 15:42:29.936 | |
| 14 | Ignacio RODRIGUEZ | AVIASTEC RACING | 4 | Turn 1 | 7 | 15:44:56.350 | |
| 23 | Antonio ALBACETE | LOVA ME-PRE MOTORSPORT | 1 | Turn 12 | 4 | 14:58:26.695 | 3 |
| 23 | Antonio ALBACETE | LOVA ME-PRE MOTORSPORT | 2 | Turn 1 | 6 | 15:37:41.618 | |
| 23 | Antonio ALBACETE | LOVA ME-PRE MOTORSPORT | 3 | Turn 1 | 7 | 15:40:07.999 | |
| 32 | Marcos DE DIEGO | EFICAR TEAM COMAUTO | 1 | Turn 1 | 7 | 15:38:35.736 | 1 |
| 52 | Alejandro SANCHEZ | ESCUELA VASCA DE CONDUCCIÓN | 1 | Turn 5 | 3 | 14:52:46.019 | 1 |
| 63 | Miguel Angel ROMERO | RX PRORACING | 1 | Turn 12 | 2 | 14:55:06.893 | 4 |
| 63 | Miguel Angel ROMERO | RX PRORACING | 2 | Turn 1 | 6 | 15:38:18.722 | |
| 63 | Miguel Angel ROMERO | RX PRORACING | 3 | Turn 5 | 7 | 15:41:08.792 | |
| 63 | Miguel Angel ROMERO | RX PRORACING | 4 | Turn 12 | 7 | 15:41:59.294 | |
| 64 | Jesus Luis RECUENCO | LOVA ME-PRE MOTORSPORT | 1 | Turn 1 | 8 | 15:42:39.681 | 1 |
| 70 | Santiago CASTILLA | EFICAR TEAM CASAL | 1 | Turn 12 | 4 | 14:56:34.289 | 3 |
| 70 | Santiago CASTILLA | EFICAR TEAM CASAL | 2 | Turn 1 | 8 | 15:40:53.943 | |
| 70 | Santiago CASTILLA | EFICAR TEAM CASAL | 3 | Turn 1 | 9 | 15:43:19.253 | |
| 73 | Lucas MARICONDA | RX PRORACING | 1 | Turn 1 | 4 | 14:53:16.180 | 2 |
| 73 | Lucas MARICONDA | RX PRORACING | 2 | Turn 7 | 5 | 14:58:32.111 | |
| 95 | Marco AGUILERA | EFICAR TEAM NIMO | 1 | Turn 7 | 5 | 14:56:39.630 | 3 |
| 95 | Marco AGUILERA | EFICAR TEAM NIMO | 2 | Turn 5 | 8 | 15:38:59.356 | |
| 95 | Marco AGUILERA | EFICAR TEAM NIMO | 3 | Turn 9 | 8 | 15:39:26.597 | |
| 96 | Luis ALVAREZ | LOVA ME-PRE MOTORSPORT | 1 | Turn 5 | 4 | 14:54:07.369 | 4 |
| 96 | Luis ALVAREZ | LOVA ME-PRE MOTORSPORT | 2 | Turn 12 | 7 | 15:39:15.834 | |
| 96 | Luis ALVAREZ | LOVA ME-PRE MOTORSPORT | 3 | Turn 7 | 8 | 15:41:04.237 | |
| 96 | Luis ALVAREZ | LOVA ME-PRE MOTORSPORT | 4 | Turn 9 | 8 | 15:41:18.508 | |



Toyota GR Cup Spain
ROUND 3 - MOTORLAND
Entrenamiento Libre 1+2

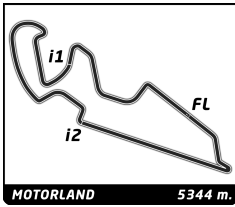
Track Limits Analysis

| No | Driver | Team | T.L. Nr | Camera | Lap | Time |
|----|--------|------|---------|--------|-----|------|
|----|--------|------|---------|--------|-----|------|

TOTAL TRACK LIMITS: 38

Published at:

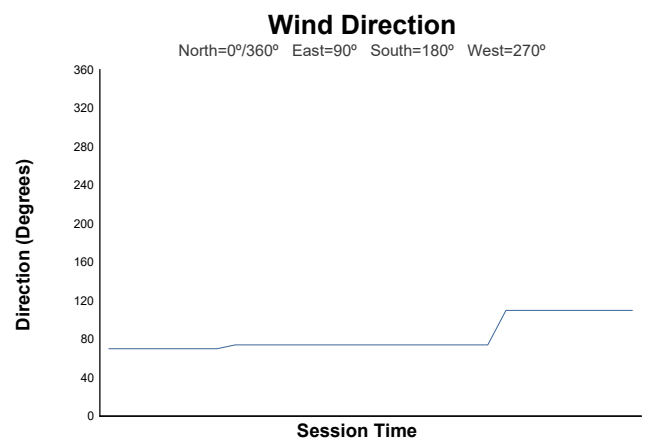
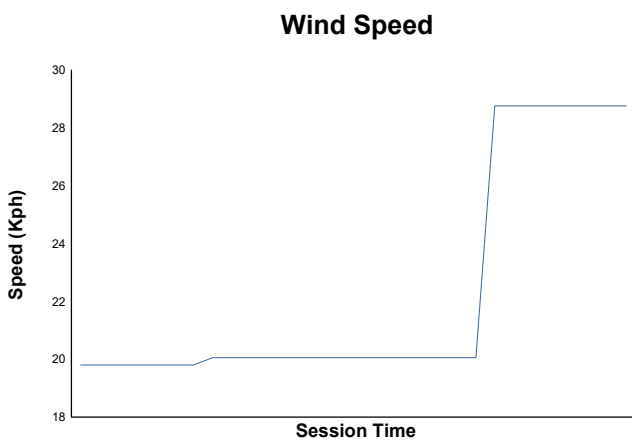
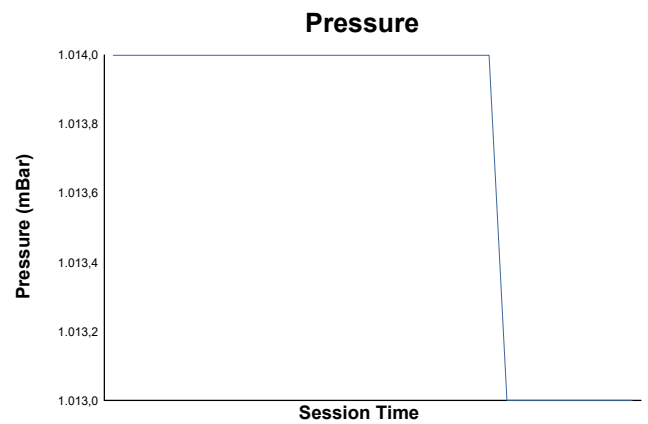
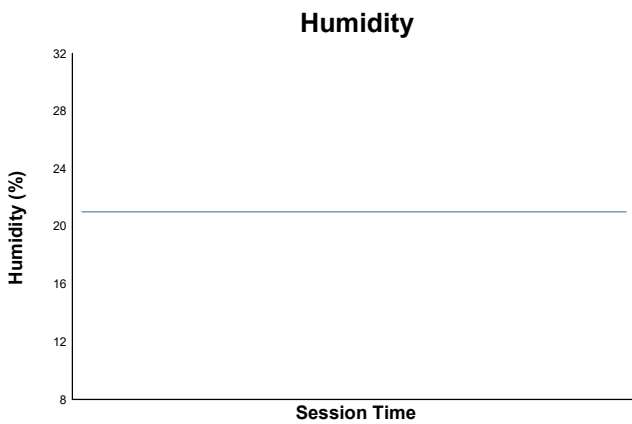
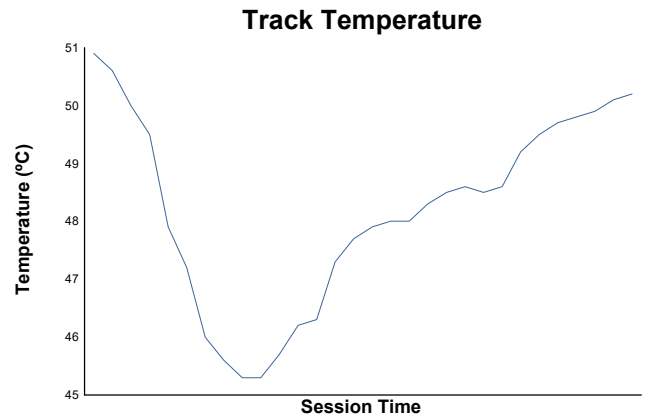
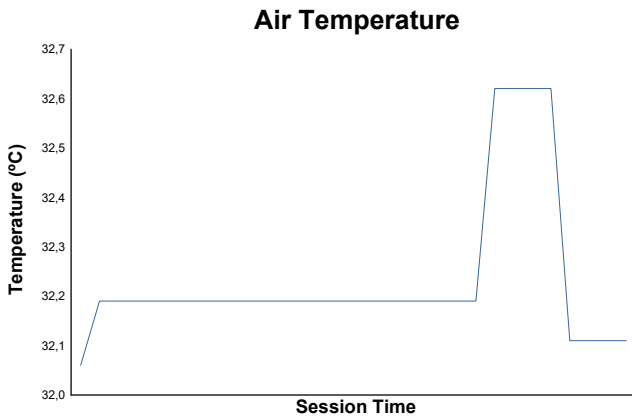




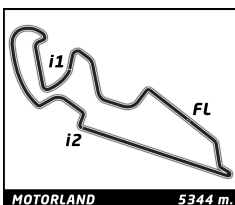
ROUND 3 - MOTORLAND

Toyota GR Cup Spain
 Entrenamiento Libre 1+2

Weather Report



Track Status: **DRY**



Toyota GR Cup Spain
ROUND 3 - MOTORLAND
Entrenamientos Clasificatorios 1

Final Classification

| No | Driver | Nat | Team | Car | Cl. | Time | Lap Total | Gap | Kph |
|----|------------------------|-----|---------------------|-------------|-----|----------|-----------|--------|-------|
| 1 | 95 Marco AGUILERA | ESP | NIMO GORDILLO | Toyota GR86 | GR | 2:21.868 | 5 6 | - | 135.6 |
| 2 | 13 Joan VINYES D | AND | EFICAR TEAM | Toyota GR86 | GR | 2:22.547 | 6 7 | +0.679 | 135.0 |
| 3 | 32 Marcos DE DIEGO | ESP | EFICAR TEAM | Toyota GR86 | GR | 2:23.099 | 5 6 | +1.231 | 134.4 |
| 4 | 23 Antonio ALBACETE | ESP | VAQUE MOTORSPORT | Toyota GR86 | GR | 2:23.118 | 4 7 | +1.250 | 134.4 |
| 5 | 14 Ignacio RODRIGUEZ | ESP | IGNACIO RODRIGUEZ | Toyota GR86 | GR | 2:23.150 | 4 7 | +1.282 | 134.4 |
| 6 | 96 Luis ALVAREZ | ESP | VAQUE MOTORSPORT | Toyota GR86 | GR | 2:23.348 | 3 7 | +1.480 | 134.2 |
| 7 | 63 Miguel Angel ROMERO | ESP | RX PRORACING | Toyota GR86 | GR | 2:23.369 | 3 6 | +1.501 | 134.2 |
| 8 | 73 Lucas MARICONDA | ESP | RX PRORACING | Toyota GR86 | GR | 2:23.399 | 6 8 | +1.531 | 134.2 |
| 9 | 2 Sandro PEREZ | ESP | RX PRORACING | Toyota GR86 | GR | 2:23.726 | 4 7 | +1.858 | 133.9 |
| 10 | 70 Santiago CASTILLA | ESP | EFICAR TEAM | Toyota GR86 | GR | 2:23.980 | 3 8 | +2.112 | 133.6 |
| 11 | 8 Jaime FONT | ESP | EFICAR TEAM | Toyota GR86 | GR | 2:24.224 | 8 8 | +2.356 | 133.4 |
| 12 | 52 Alejandro SANCHEZ | ESP | CLUB DEPORTIVO DAGO | Toyota GR86 | GR | 2:25.220 | 3 8 | +3.352 | 132.5 |
| 13 | 86 Víctor MUR | ESP | TOYOTA ESPAÑA | Toyota GR86 | GR | 2:26.041 | 2 7 | +4.173 | 131.7 |
| 14 | 64 Jesus Luis RECUENCO | ESP | VAQUE MOTORSPORT | Toyota GR86 | GR | | 8 | | |

Fastest Lap: Lap 5 | Marco AGUILERA | 2:21.868 | 135.6 Kph

CAR #64 - ALL LAPTIMES DELETED - TRACK LIMITS

Track Status: **DRY**

Published at:

Stewards:



Wladimir Pastuschuk Estepa
Presidente CC.DD

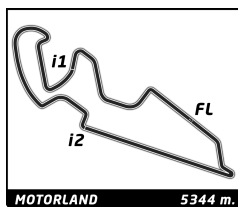

Roberto Menéndez Alvargonzález
Comisario Deportivo


Arturo Hernández Martínez
Comisario Deportivo

Timekeeper:

Alberto ESTÉBANEZ

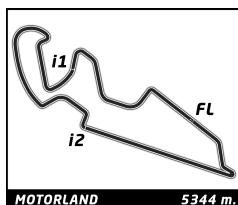




Toyota GR Cup Spain
ROUND 3 - MOTORLAND
Entrenamientos Clasificatorios 1

Best Top Speed

| No Driver | Team | Class | Top 1 | | Top 2 | | Top 3 | | Top 4 | | Top 5 | | Avg | |
|-----------|---------------------|---------------------|-------|--------------|-------|-------|-------|-------|-------|-------|-------|-------|-----|-------|
| | | | Kph | Lap | Kph | Lap | Kph | Lap | Kph | Lap | Kph | Lap | | |
| 95 | Marco AGUILERA | NIMO GORDILLO | GR | 212.6 | 5 | 211.4 | 4 | 210.1 | 3 | 208.9 | 2 | 150.4 | 6 | 198,7 |
| 14 | Ignacio RODRIGUEZ | IGNACIO RODRIGUEZ | GR | 211.8 | 5 | 210.9 | 4 | 210.5 | 3 | 209.3 | 6 | 177.0 | 2 | 203,9 |
| 64 | Jesus Luis RECUENCO | VAQUE MOTORSPORT | GR | 211.8 | 3 | 211.4 | 2 | 207.7 | 4 | 206.5 | 6 | 204.5 | 7 | 208,4 |
| 73 | Lucas MARICONDA | RX PRORACING | GR | 211.8 | 4 | 209.7 | 3 | 209.7 | 5 | 208.9 | 6 | 208.5 | 8 | 209,7 |
| 13 | Joan VINYES D | EFICAR TEAM | GR | 210.5 | 6 | 210.1 | 4 | 208.5 | 3 | 165.4 | 1 | 139.2 | 2 | 186,7 |
| 96 | Luis ALVAREZ | VAQUE MOTORSPORT | GR | 210.5 | 3 | 201.1 | 2 | 137.1 | 5 | 135.8 | 6 | 128.4 | 1 | 162,6 |
| 2 | Sandro PEREZ | RX PRORACING | GR | 210.1 | 3 | 209.7 | 4 | 205.3 | 5 | 204.2 | 2 | 187.5 | 7 | 203,4 |
| 63 | Miguel Angel ROMERO | RX PRORACING | GR | 209.7 | 2 | 209.7 | 5 | 209.3 | 3 | 207.3 | 1 | 145.9 | 6 | 196,4 |
| 8 | Jaime FONT | EFICAR TEAM | GR | 209.3 | 3 | 208.5 | 4 | 208.1 | 8 | 206.9 | 7 | 168.0 | 6 | 200,2 |
| 23 | Antonio ALBACETE | VAQUE MOTORSPORT | GR | 209.3 | 4 | 208.9 | 3 | 173.6 | 6 | 172.0 | 5 | 159.5 | 1 | 184,7 |
| 32 | Marcos DE DIEGO | EFICAR TEAM | GR | 209.3 | 4 | 209.3 | 5 | 206.5 | 3 | 164.9 | 1 | 163.4 | 2 | 190,7 |
| 70 | Santiago CASTILLA | EFICAR TEAM | GR | 209.3 | 7 | 208.1 | 3 | 194.9 | 6 | 189.1 | 4 | 159.5 | 8 | 192,2 |
| 52 | Alejandro SANCHEZ | CLUB DEPORTIVO DAGO | GR | 208.9 | 5 | 208.1 | 3 | 207.7 | 2 | 207.7 | 6 | 207.7 | 8 | 208,0 |
| 86 | Víctor MUR | TOYOTA ESPAÑA | GR | 207.3 | 6 | 206.9 | 5 | 206.5 | 3 | 205.7 | 4 | 204.5 | 2 | 206,2 |



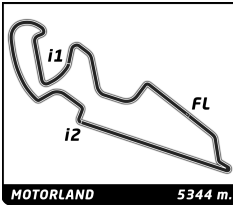
Toyota GR Cup Spain

ROUND 3 - MOTORLAND

Entrenamientos Clasificatorios 1

Best Sector Times

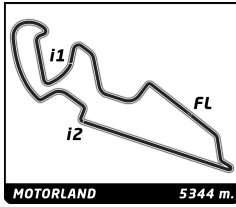
| Sector 1 | | | Sector 2 | | | Sector 3 | | | Ideal Lap | Best Lap |
|----------|----------------|--------|----------------|----------|----------------|----------|-----|----------------|-----------|---------------|
| Pos | No Driver | Time | No Driver | Time | No Driver | Time | Pos | No Driver | | |
| 1 | 95 M.AGUILERA | 36.713 | 95 M.AGUILERA | 1:00.739 | 14 I.RODRIGUEZ | 44.298 | 1 | 95 M.AGUILERA | 2:21.786 | 2:21.868 (1) |
| 2 | 13 J.VINYES D | 36.859 | 13 J.VINYES D | 1:01.072 | 95 M.AGUILERA | 44.334 | 2 | 13 J.VINYES D | 2:22.509 | 2:22.547 (2) |
| 3 | 32 M.DE DIEGO | 37.046 | 14 I.RODRIGUEZ | 1:01.165 | 32 M.DE DIEGO | 44.336 | 3 | 14 I.RODRIGUEZ | 2:22.692 | 2:23.150 (5) |
| 4 | 2 S.PEREZ | 37.077 | 23 A.ALBACETE | 1:01.399 | 73 L.MARICONDA | 44.461 | 4 | 32 M.DE DIEGO | 2:22.909 | 2:23.099 (3) |
| 5 | 96 L.ALVAREZ | 37.115 | 2 S.PEREZ | 1:01.430 | 96 L.ALVAREZ | 44.538 | 5 | 2 S.PEREZ | 2:23.084 | 2:23.726 (9) |
| 6 | 23 A.ALBACETE | 37.178 | 63 M.ROMERO | 1:01.516 | 23 A.ALBACETE | 44.541 | 6 | 23 A.ALBACETE | 2:23.118 | 2:23.118 (4) |
| 7 | 70 S.CASTILLA | 37.180 | 32 M.DE DIEGO | 1:01.527 | 2 S.PEREZ | 44.577 | 7 | 73 L.MARICONDA | 2:23.214 | 2:23.399 (8) |
| 8 | 63 M.ROMERO | 37.186 | 73 L.MARICONDA | 1:01.566 | 13 J.VINYES D | 44.578 | 8 | 63 M.ROMERO | 2:23.346 | 2:23.369 (7) |
| 9 | 73 L.MARICONDA | 37.187 | 96 L.ALVAREZ | 1:01.695 | 63 M.ROMERO | 44.644 | 9 | 96 L.ALVAREZ | 2:23.348 | 2:23.348 (6) |
| 10 | 14 I.RODRIGUEZ | 37.229 | 8 J.FONT | 1:01.751 | 70 S.CASTILLA | 44.752 | 10 | 70 S.CASTILLA | 2:23.829 | 2:23.980 (10) |
| 11 | 8 J.FONT | 37.334 | 70 S.CASTILLA | 1:01.897 | 8 J.FONT | 44.958 | 11 | 8 J.FONT | 2:24.043 | 2:24.224 (11) |
| 12 | 52 A.SANCHEZ | 37.587 | 52 A.SANCHEZ | 1:02.510 | 52 A.SANCHEZ | 45.123 | 12 | 52 A.SANCHEZ | 2:25.220 | 2:25.220 (12) |
| 13 | 86 V.MUR | 37.590 | 86 V.MUR | 1:02.670 | 86 V.MUR | 45.327 | 13 | 86 V.MUR | 2:25.587 | 2:26.041 (13) |



Toyota GR Cup Spain
ROUND 3 - MOTORLAND
Entrenamientos Clasificatorios 1

Fastest Lap Sequence

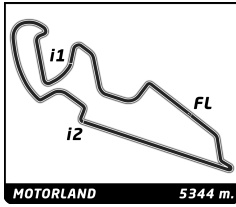
| Elapsed | No Driver | Team | Car | Class | Time | Kph | Lap |
|-----------|-----------------------------|---------------------|-------------|-------|-----------------|-------|-----|
| 5:35.957 | 70 Santiago CASTILLA | EFICAR TEAM | Toyota GR86 | GR | 2:31.943 | 126.6 | 2 |
| 5:38.791 | 52 Alejandro SANCHEZ | CLUB DEPORTIVO DAGO | Toyota GR86 | GR | 2:29.796 | 128.4 | 2 |
| 6:51.222 | 86 Víctor MUR | TOYOTA ESPAÑA | Toyota GR86 | GR | 2:26.041 | 131.7 | 2 |
| 7:59.937 | 70 Santiago CASTILLA | EFICAR TEAM | Toyota GR86 | GR | 2:23.980 | 133.6 | 3 |
| 8:14.882 | 95 Marco AGUILERA | NIMO GORDILLO | Toyota GR86 | GR | 2:22.674 | 134.8 | 3 |
| 10:37.174 | 95 Marco AGUILERA | NIMO GORDILLO | Toyota GR86 | GR | 2:22.292 | 135.2 | 4 |
| 12:59.042 | 95 Marco AGUILERA | NIMO GORDILLO | Toyota GR86 | GR | 2:21.868 | 135.6 | 5 |



Toyota GR Cup Spain ROUND 3 - MOTORLAND Entrenamientos Clasificatorios 1

Sector Analysis

| — Invalidated Lap | | | | | | | ■ Personal Best | | ■ Session Best | | ■ Crossing the pit lane | | | |
|-------------------|---|---------------|-----------------|-----------------|-------|-----------|--------------------|-------------------|-----------------|-----------------|-------------------------|---------------|-----------|-----------|
| Lap | Time | Sector 1 | Sector 2 | Sector 3 | T.Sp | Elapsed | Lap | Time | Sector 1 | Sector 2 | Sector 3 | T.Sp | Elapsed | |
| 2 | Sandro PEREZ RX PRORACING | | | | | | ESP Toyota GR86 | 4 | 2:23.427 | 37.500 | 1:01.527 | 44.400 | 209.3 | 11:36.107 |
| 1 | 2:58.671 | 50.375 | 1:13.230 | 55.066 | 132.0 | 2:58.671 | 5 | 2:23.099 | 37.046 | 1:01.717 | 44.336 | 209.3 | 13:59.206 | |
| 2 | 2:49.043 | 44.680 | 1:17.126 | 47.237 | 204.2 | 5:47.714 | 6 | 2:48.531 | 36.993 | 1:09.627 | 1:01.911 | 148.4 | 16:47.737 | |
| 3 | <u>2:23.512</u> | <u>37.086</u> | <u>1:01.849</u> | 44.577 | 210.1 | 8:11.226 | | | | | | | | |
| 4 | 2:23.726 | 37.417 | 1:01.430 | 44.879 | 209.7 | 10:34.952 | | | | | | | | |
| 5 | 2:24.878 | 37.077 | 1:01.766 | 46.035 | 205.3 | 12:59.830 | | | | | | | | |
| 6 | 3:11.885 | 46.521 | 1:19.165 | 1:06.199 | 109.4 | 16:11.715 | | | | | | | | |
| 7 | 2:34.994 B | 37.302 | 1:04.268 | 53.424 | 187.5 | 18:46.709 | | | | | | | | |
| 52 | Alejandro SANCHEZ CLUB DEPORTIVO DAGO | | | | | | ESP Toyota GR86 | 1 | <u>3:08.995</u> | 1:05.086 | <u>1:06.203</u> | 57.706 | 122.4 | 3:08.995 |
| 2 | 2:29.796 | 38.651 | 1:05.821 | 45.324 | 207.7 | 5:38.791 | 2 | 2:29.796 | 38.651 | 1:05.821 | 45.324 | 207.7 | 5:38.791 | |
| 3 | 2:25.220 | 37.587 | 1:02.510 | 45.123 | 208.1 | 8:04.011 | 3 | 2:25.220 | 37.587 | 1:02.510 | 45.123 | 208.1 | 8:04.011 | |
| 4 | 2:26.465 | 37.772 | 1:03.034 | 45.659 | 204.9 | 10:30.476 | 4 | 2:26.465 | 37.772 | 1:03.034 | 45.659 | 204.9 | 10:30.476 | |
| 5 | <u>2:28.147</u> | <u>39.783</u> | 1:02.794 | 45.570 | 208.9 | 12:58.623 | 5 | <u>2:28.147</u> | <u>39.783</u> | 1:02.794 | 45.570 | 208.9 | 12:58.623 | |
| 6 | <u>2:26.982</u> | 37.799 | <u>1:02.407</u> | 46.776 | 207.7 | 15:25.605 | 6 | <u>2:26.982</u> | 37.799 | <u>1:02.407</u> | 46.776 | 207.7 | 15:25.605 | |
| 7 | 2:48.510 | 40.757 | 1:14.545 | 53.208 | 123.4 | 18:14.115 | 7 | 2:48.510 | 40.757 | 1:14.545 | 53.208 | 123.4 | 18:14.115 | |
| 8 | 2:27.141 | 38.711 | 1:02.943 | 45.487 | 207.7 | 20:41.256 | 8 | 2:27.141 | 38.711 | 1:02.943 | 45.487 | 207.7 | 20:41.256 | |
| 63 | Miguel Angel ROMERO RX PRORACING | | | | | | ESP Toyota GR86 | 1 | 8:39.737 | 6:46.362 | 1:06.387 | 46.988 | 207.3 | 8:39.737 |
| 2 | 2:24.216 | 37.866 | 1:01.706 | 44.644 | 209.7 | 11:03.953 | 2 | 2:24.216 | 37.866 | 1:01.706 | 44.644 | 209.7 | 11:03.953 | |
| 3 | 2:23.369 | 37.186 | 1:01.516 | 44.667 | 209.3 | 13:27.322 | 3 | 2:23.369 | 37.186 | 1:01.516 | 44.667 | 209.3 | 13:27.322 | |
| 4 | <u>2:40.777</u> | 37.247 | <u>1:06.025</u> | 57.505 | 145.0 | 16:08.099 | 4 | <u>2:40.777</u> | 37.247 | <u>1:06.025</u> | 57.505 | 145.0 | 16:08.099 | |
| 5 | <u>2:26.128</u> | 37.383 | <u>1:01.303</u> | 47.442 | 209.7 | 18:34.227 | 5 | <u>2:26.128</u> | 37.383 | <u>1:01.303</u> | 47.442 | 209.7 | 18:34.227 | |
| 6 | 3:02.003 | 37.397 | 1:21.098 | 1:03.508 | 145.9 | 21:36.230 | 6 | 3:02.003 | 37.397 | 1:21.098 | 1:03.508 | 145.9 | 21:36.230 | |
| 64 | Jesus Luis RECUENCO VAQUE MOTORSPORT | | | | | | ESP Toyota GR86 | 1 | <u>3:28.261</u> | <u>1:27.582</u> | <u>1:12.878</u> | <u>47.801</u> | 185.9 | 3:28.261 |
| 2 | <u>2:25.368</u> | <u>37.489</u> | <u>1:02.707</u> | <u>45.172</u> | 211.4 | 5:53.629 | 2 | <u>2:25.368</u> | <u>37.489</u> | <u>1:02.707</u> | <u>45.172</u> | 211.4 | 5:53.629 | |
| 3 | <u>2:23.909</u> | <u>37.260</u> | <u>1:01.888</u> | <u>44.761</u> | 211.8 | 8:17.538 | 3 | <u>2:23.909</u> | <u>37.260</u> | <u>1:01.888</u> | <u>44.761</u> | 211.8 | 8:17.538 | |
| 4 | <u>2:24.581</u> | <u>37.293</u> | <u>1:02.226</u> | <u>45.062</u> | 207.7 | 10:42.119 | 4 | <u>2:24.581</u> | <u>37.293</u> | <u>1:02.226</u> | <u>45.062</u> | 207.7 | 10:42.119 | |
| 5 | <u>2:31.833</u> | <u>37.989</u> | <u>1:07.802</u> | <u>46.042</u> | 199.6 | 13:13.952 | 5 | <u>2:31.833</u> | <u>37.989</u> | <u>1:07.802</u> | <u>46.042</u> | 199.6 | 13:13.952 | |
| 6 | <u>2:24.665</u> | <u>37.193</u> | <u>1:02.352</u> | <u>45.120</u> | 206.5 | 15:38.617 | 6 | <u>2:24.665</u> | <u>37.193</u> | <u>1:02.352</u> | <u>45.120</u> | 206.5 | 15:38.617 | |
| 7 | 2:31.069 | 38.226 | 1:06.950 | 45.893 | 204.5 | 18:09.686 | 7 | 2:31.069 | 38.226 | 1:06.950 | 45.893 | 204.5 | 18:09.686 | |
| 8 | 2:51.711 | 39.254 | 1:09.137 | 1:03.320 | 157.7 | 21:01.397 | 8 | 2:51.711 | 39.254 | 1:09.137 | 1:03.320 | 157.7 | 21:01.397 | |
| 70 | Santiago CASTILLA EFICAR TEAM | | | | | | ESP Toyota GR86 | 1 | 3:04.014 | 1:03.540 | 1:05.887 | 54.587 | 131.2 | 3:04.014 |
| 2 | 2:31.943 | 38.207 | 1:05.592 | 48.144 | 158.8 | 5:35.957 | 2 | 2:31.943 | 38.207 | 1:05.592 | 48.144 | 158.8 | 5:35.957 | |
| 3 | 2:23.980 | 37.331 | 1:01.897 | 44.752 | 208.1 | 7:59.937 | 3 | 2:23.980 | 37.331 | 1:01.897 | 44.752 | 208.1 | 7:59.937 | |
| 4 | <u>2:28.675</u> | 37.393 | <u>1:04.748</u> | 46.534 | 189.1 | 10:28.612 | 4 | <u>2:28.675</u> | 37.393 | <u>1:04.748</u> | 46.534 | 189.1 | 10:28.612 | |
| 5 | <u>2:31.967</u> | 37.180 | <u>1:02.004</u> | 52.783 | 109.3 | 13:00.579 | 5 | <u>2:31.967</u> | 37.180 | <u>1:02.004</u> | 52.783 | 109.3 | 13:00.579 | |
| 6 | 2:31.964 | 39.472 | 1:05.321 | 47.171 | 194.9 | 15:32.543 | 6 | 2:31.964 | 39.472 | 1:05.321 | 47.171 | 194.9 | 15:32.543 | |
| 7 | 2:24.670 | 37.320 | 1:02.041 | 45.309 | 209.3 | 17:57.213 | 7 | 2:24.670 | 37.320 | 1:02.041 | 45.309 | 209.3 | 17:57.213 | |
| 8 | 2:43.389 | 37.610 | <u>1:06.073</u> | 59.706 | 159.5 | 20:40.602 | 8 | 2:43.389 | 37.610 | <u>1:06.073</u> | 59.706 | 159.5 | 20:40.602 | |
| 73 | Lucas MARICONDA RX PRORACING | | | | | | ESP Toyota GR86 | 1 | 2:59.995 | 51.062 | 1:13.280 | 55.653 | 125.1 | 2:59.995 |
| 2 | 2:42.781 | 42.199 | 1:12.741 | 47.841 | 163.1 | 5:42.776 | 2 | 2:42.781 | 42.199 | 1:12.741 | 47.841 | 163.1 | 5:42.776 | |
| 3 | 2:24.097 | 37.187 | 1:02.014 | 44.896 | 209.7 | 8:06.873 | 3 | 2:24.097 | 37.187 | 1:02.014 | 44.896 | 209.7 | 8:06.873 | |
| 4 | <u>2:24.191</u> | <u>37.434</u> | 1:02.112 | 44.645 | 211.8 | 10:31.064 | 4 | <u>2:24.191</u> | <u>37.434</u> | 1:02.112 | 44.645 | 211.8 | 10:31.064 | |
| 5 | 2:24.370 | 37.792 | 1:02.117 | 44.461 | 209.7 | 12:55.434 | 5 | 2:24.370 | 37.792 | 1:02.117 | 44.461 | 209.7 | 12:55.434 | |
| 6 | 2:23.399 | 37.232 | 1:01.566 | 44.601 | 208.9 | 15:18.833 | 6 | 2:23.399 | 37.232 | 1:01.566 | 44.601 | 208.9 | 15:18.833 | |
| 7 | <u>2:28.111</u> | <u>37.901</u> | 1:05.090 | 45.120 | 208.1 | 17:46.944 | 7 | <u>2:28.111</u> | <u>37.901</u> | 1:05.090 | 45.120 | 208.1 | 17:46.944 | |
| 8 | <u>2:25.692</u> | 37.279 | <u>1:02.814</u> | 45.599 | 208.5 | 20:12.636 | 8 | <u>2:25.692</u> | 37.279 | <u>1:02.814</u> | 45.599 | 208.5 | 20:12.636 | |
| 8 | Jaime FONT EFICAR TEAM | | | | | | ESP Toyota GR86 | 1 | 3:55.032 | 1:32.731 | 1:18.296 | 1:04.005 | 133.0 | 3:55.032 |
| 2 | 2:42.574 | 43.792 | 1:04.854 | 53.928 | 140.4 | 6:37.606 | 2 | 2:42.574 | 43.792 | 1:04.854 | 53.928 | 140.4 | 6:37.606 | |
| 3 | 2:24.777 | 37.452 | 1:02.025 | 45.300 | 209.3 | 9:02.383 | 3 | 2:24.777 | 37.452 | 1:02.025 | 45.300 | 209.3 | 9:02.383 | |
| 4 | 2:25.011 | 37.421 | 1:02.399 | 45.191 | 208.5 | 11:27.394 | 4 | 2:25.011 | 37.421 | 1:02.399 | 45.191 | 208.5 | 11:27.394 | |
| 5 | 2:32.941 | 37.334 | 1:02.136 | 53.471 | 135.2 | 14:00.335 | 5 | 2:32.941 | 37.334 | 1:02.136 | 53.471 | 135.2 | 14:00.335 | |
| 6 | <u>2:44.305</u> | <u>42.524</u> | 1:11.934 | 49.847 | 168.0 | 16:44.640 | 6 | <u>2:44.305</u> | <u>42.524</u> | 1:11.934 | 49.847 | 168.0 | 16:44.640 | |
| 7 | 2:24.840 | 37.830 | 1:01.751 | 45.259 | 206.9 | 19:09.480 | 7 | 2:24.840 | 37.830 | 1:01.751 | 45.259 | 206.9 | 19:09.480 | |
| 8 | 2:24.224 | 37.446 | 1:01.820 | 44.958 | 208.1 | 21:33.704 | 8 | 2:24.224 | 37.446 | 1:01.820 | 44.958 | 208.1 | 21:33.704 | |
| 13 | Joan VINYES D EFICAR TEAM | | | | | | AND Toyota GR86 | 1 | 3:58.747 | 2:00.451 | 1:09.259 | 49.037 | 165.4 | 3:58.747 |
| 2 | 2:37.709 | 39.384 | 1:04.817 | 53.508 | 139.2 | 6:36.456 | 2 | 2:37.709 | 39.384 | 1:04.817 | 53.508 | 139.2 | 6:36.456 | |
| 3 | 2:23.546 | 37.312 | 1:01.398 | 44.836 | 208.5 | 9:00.002 | 3 | 2:23.546 | 37.312 | 1:01.398 | 44.836 | 208.5 | 9:00.002 | |
| 4 | <u>2:22.580</u> | <u>36.893</u> | 1:01.109 | 44.578 | 210.1 | 11:22.582 | 4 | <u>2:22.580</u> | <u>36.893</u> | 1:01.109 | 44.578 | 210.1 | 11:22.582 | |
| 5 | 3:02.281 | 47.225 | 1:14.218 | 1:00.838 | 128.6 | 14:24.863 | 5 | 3:02.281 | 47.225 | 1:14.218 | 1:00.838 | 128.6 | 14:24.863 | |
| 6 | 2:22.547 | 36.859 | 1:01.072 | 44.616 | 210.5 | 16:47.410 | 6 | 2:22.547 | 36.859 | 1:01.072 | 44.616 | 210.5 | 16:47.410 | |
| 7 | 3:24.084 B | 49.028 | 1:22.370 | 1:12.686 | 110.1 | 20:11.494 | 7 | 3:24.084 B | 49.028 | 1:22.370 | 1:12.686 | 110.1 | 20:11.494 | |
| 14 | Ignacio RODRIGUEZ IGNACIO RODRIGUEZ | | | | | | ESP Toyota GR86 | 1 | 3:09.169 | 48.725 | 1:21.431 | 59.013 | 129.2 | 3:09.169 |
| 2 | 2:50.233 | 45.658 | 1:16.028 | 48.547 | 177.0 | 5:59.402 | 2 | 2:50.233 | 45.658 | 1:16.028 | 48.547 | 177.0 | 5:59.402 | |
| 3 | 2:23.357 | 37.648 | 1:01.165 | 44.544 | 210.5 | 8:22.759 | 3 | 2:23.357 | 37.648 | 1:01.165 | 44.544 | 210.5 | 8:22.759 | |
| 4 | 2:23.150 | 37.253 | 1:01.599 | 44.298 | 210.9 | 10:45.909 | 4 | 2:23.150 | 37.253 | 1:01.599 | 44.298 | 210.9 | 10:45.909 | |
| 5 | <u>2:42.275</u> | <u>42.959</u> | 1:14.456 | 44.860 | 211.8 | 13:28.184 | 5 | <u>2:42.275</u> | <u>42.959</u> | 1:14.456 | 44.860 | 211.8 | 1 | |

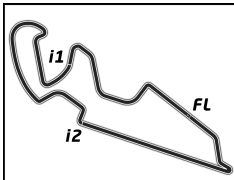


Toyota GR Cup Spain ROUND 3 - MOTORLAND Entrenamientos Clasificatorios 1

Sector Analysis

— Invalidated Lap ■ Personal Best ■ Session Best B Crossing the pit lane



| Lap | Time | Sector 1 | Sector 2 | Sector 3 | T.Spd | Elapsed | Lap | Time | Sector 1 | Sector 2 | Sector 3 | T.Spd | Elapsed |
|--------------------------|-------------------|---------------|-----------------|---------------|-------|-----------|-------------|------|----------|----------|----------|-------|---------|
| 86 Víctor MUR | | | | | | | ESP | | | | | | |
| TOYOTA ESPAÑA | | | | | | | Toyota GR86 | | | | | | |
| 1 | 4:25.181 | 2:30.828 | 1:08.059 | 46.294 | 203.8 | 4:25.181 | | | | | | | |
| 2 | 2:26.041 | 37.590 | 1:02.670 | 45.781 | 204.5 | 6:51.222 | | | | | | | |
| 3 | 2:28.049 | 39.553 | 1:03.023 | 45.473 | 206.5 | 9:19.271 | | | | | | | |
| 4 | 2:27.549 | 38.743 | 1:03.437 | 45.369 | 205.7 | 11:46.820 | | | | | | | |
| 5 | 2:37.365B | 38.438 | 1:02.708 | 56.219 | 206.9 | 14:24.185 | | | | | | | |
| 6 | 3:48.067 | 1:59.507 | 1:03.233 | 45.327 | 207.3 | 18:12.252 | | | | | | | |
| 7 | 2:27.566 | 38.265 | 1:03.432 | 45.869 | 203.4 | 20:39.818 | | | | | | | |
| 95 Marco AGUILERA | | | | | | | ESP | | | | | | |
| NIMO GORDILLO | | | | | | | Toyota GR86 | | | | | | |
| 1 | 2:57.305 | 48.997 | 1:12.473 | 55.835 | 128.3 | 2:57.305 | | | | | | | |
| 2 | 2:54.903 | 43.535 | 1:26.668 | 44.700 | 208.9 | 5:52.208 | | | | | | | |
| 3 | 2:22.674 | 36.913 | 1:01.110 | 44.651 | 210.1 | 8:14.882 | | | | | | | |
| 4 | 2:22.292 | 36.835 | 1:01.123 | 44.334 | 211.4 | 10:37.174 | | | | | | | |
| 5 | 2:21.868 | 36.713 | 1:00.739 | 44.416 | 212.6 | 12:59.042 | | | | | | | |
| 6 | 2:43.765B | 40.438 | 1:05.142 | 58.185 | 150.4 | 15:42.807 | | | | | | | |
| 96 Luis ALVAREZ | | | | | | | ESP | | | | | | |
| VAQUE MOTORSPORT | | | | | | | Toyota GR86 | | | | | | |
| 1 | 2:57.668 | 49.395 | 1:12.523 | 55.750 | 128.4 | 2:57.668 | | | | | | | |
| 2 | 2:55.570 | 43.598 | 1:25.375 | 46.597 | 201.1 | 5:53.238 | | | | | | | |
| 3 | 2:23.348 | 37.115 | 1:01.695 | 44.538 | 210.5 | 8:16.586 | | | | | | | |
| 4 | 2:57.401 | 45.284 | 1:14.940 | 57.177 | 119.7 | 11:13.987 | | | | | | | |
| 5 | <u>2:37.780</u> | 37.231 | <u>1:03.641</u> | 56.908 | 137.1 | 13:51.767 | | | | | | | |
| 6 | 3:08.471 | 40.238 | 1:27.528 | 1:00.705 | 135.8 | 17:00.238 | | | | | | | |
| 7 | <u>3:05.013</u> B | 37.357 | <u>1:09.190</u> | 1:18.466 | 102.8 | 20:05.251 | | | | | | | |

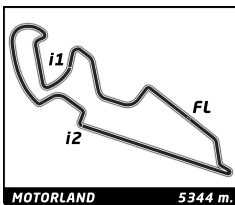


MOTORLAND 5344 m.

Toyota GR Cup Spain
ROUND 3 - MOTORLAND
Entrenamientos Clasificatorios 1

Flag Analysis



| | Flag | Time |
|---|----------------|--------------|
|  | GREEN FLAG | 10:50:00.000 |
|  | CHEQUERED FLAG | 11:10:00.000 |

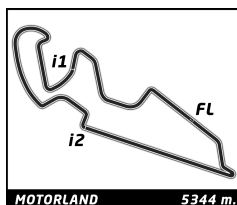


Toyota GR Cup Spain
ROUND 3 - MOTORLAND
Entrenamientos Clasificatorios 1
Provisional Race Director Report

| Hour | Flag | Message |
|----------|------|-------------------|
| 10:50:01 | | PIT LANE ABIERTO |
| 11:10:00 | | BANDERA A CUADROS |

Published at:

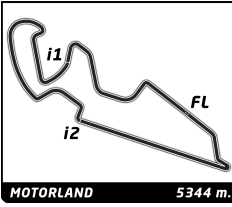
| | | | |
|--|---|---|---|
| Race Director: David RODRIGUEZ |  | Timekeeper: Alberto ESTEBANEZ |  |
|--|---|---|---|



Toyota GR Cup Spain
ROUND 3 - MOTORLAND
Entrenamientos Clasificatorios 1

Track Limits Analysis

| No | Driver | Team | T.L. Nr | Camera | Lap | Time | |
|----|---------------------|---------------------|---------|---------|-----|---------------------------|--------------------------------|
| 2 | Sandro PEREZ | RX PRORACING | 1 | Turn 5 | 3 | 10:56:22.381 | |
| 2 | Sandro PEREZ | RX PRORACING | 2 | Turn 9 | 3 | 10:56:49.661 | |
| | | | | | | Total Infractions: | <input type="text" value="1"/> |
| 8 | Jaime FONT | EFICAR TEAM | 1 | Turn 1 | 6 | 11:04:10.305 | |
| | | | | | | Total Infractions: | <input type="text" value="1"/> |
| 13 | Joan VINYES D | EFICAR TEAM | 1 | Turn 1 | 4 | 10:59:11.303 | |
| | | | | | | Total Infractions: | <input type="text" value="1"/> |
| 14 | Ignacio RODRIGUEZ | IGNACIO RODRIGUEZ | 1 | Turn 1 | 5 | 11:00:56.847 | |
| | | | | | | Total Infractions: | <input type="text" value="1"/> |
| 23 | Antonio ALBACETE | VAQUE MOTORSPORT | 1 | Turn 1 | 7 | 11:08:15.182 | |
| 23 | Antonio ALBACETE | VAQUE MOTORSPORT | 2 | Turn 5 | 7 | 11:08:45.924 | |
| | | | | | | Total Infractions: | <input type="text" value="1"/> |
| 32 | Marcos DE DIEGO | EFICAR TEAM | 1 | Turn 1 | 6 | 11:04:10.305 | |
| | | | | | | Total Infractions: | <input type="text" value="1"/> |
| 52 | Alejandro SANCHEZ | CLUB DEPORTIVO DAGO | 1 | Turn 7 | 1 | 10:51:16.193 | |
| 52 | Alejandro SANCHEZ | CLUB DEPORTIVO DAGO | 2 | Turn 1 | 5 | 11:00:41.823 | |
| 52 | Alejandro SANCHEZ | CLUB DEPORTIVO DAGO | 3 | Turn 9 | 6 | 11:04:01.384 | |
| | | | | | | Total Infractions: | <input type="text" value="3"/> |
| 63 | Miguel Angel ROMERO | RX PRORACING | 1 | Turn 9 | 4 | 11:04:28.579 | |
| 63 | Miguel Angel ROMERO | RX PRORACING | 2 | Turn 12 | 5 | 11:07:32.111 | |
| 63 | Miguel Angel ROMERO | RX PRORACING | 3 | Turn 5 | 6 | 11:09:09.150 | |
| | | | | | | Total Infractions: | <input type="text" value="3"/> |
| 64 | Jesus Luis RECUENCO | VAQUE MOTORSPORT | 1 | Turn 12 | 2 | 10:54:52.644 | |
| 64 | Jesus Luis RECUENCO | VAQUE MOTORSPORT | 2 | Turn 12 | 3 | 10:57:17.773 | |
| 64 | Jesus Luis RECUENCO | VAQUE MOTORSPORT | 3 | Turn 9 | 4 | 10:59:19.962 | |
| 64 | Jesus Luis RECUENCO | VAQUE MOTORSPORT | 4 | Turn 7 | 7 | 11:06:27.365 | |
| 64 | Jesus Luis RECUENCO | VAQUE MOTORSPORT | 5 | Turn 1 | 8 | 11:08:20.952 | |
| | | | | | | Total Infractions: | <input type="text" value="5"/> |
| 70 | Santiago CASTILLA | EFICAR TEAM | 1 | Turn 9 | 4 | 10:59:02.531 | |
| 70 | Santiago CASTILLA | EFICAR TEAM | 2 | Turn 12 | 5 | 11:01:52.498 | |
| 70 | Santiago CASTILLA | EFICAR TEAM | 3 | Turn 12 | 8 | 11:09:25.105 | |
| | | | | | | Total Infractions: | <input type="text" value="3"/> |
| 73 | Lucas MARICONDA | RX PRORACING | 1 | Turn 1 | 4 | 10:58:18.219 | |
| 73 | Lucas MARICONDA | RX PRORACING | 2 | Turn 1 | 7 | 11:05:29.947 | |
| 73 | Lucas MARICONDA | RX PRORACING | 3 | Turn 12 | 8 | 11:09:10.845 | |
| | | | | | | Total Infractions: | <input type="text" value="3"/> |
| 86 | Víctor MUR | TOYOTA ESPAÑA | 1 | Turn 12 | 1 | 10:53:22.974 | |
| | | | | | | Total Infractions: | <input type="text" value="1"/> |
| 96 | Luis ALVAREZ | VAQUE MOTORSPORT | 1 | Turn 12 | 5 | 11:02:37.371 | |
| 96 | Luis ALVAREZ | VAQUE MOTORSPORT | 2 | Turn 12 | 7 | 11:08:23.713 | |
| | | | | | | Total Infractions: | <input type="text" value="2"/> |




Toyota GR Cup Spain
ROUND 3 - MOTORLAND
Entrenamientos Clasificatorios 1

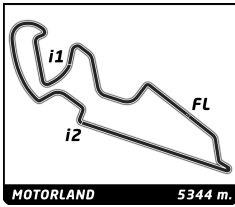
Track Limits Analysis

| No | Driver | Team | T.L. Nr | Camera | Lap | Time |
|----|--------|------|---------|--------|-----|------|
|----|--------|------|---------|--------|-----|------|

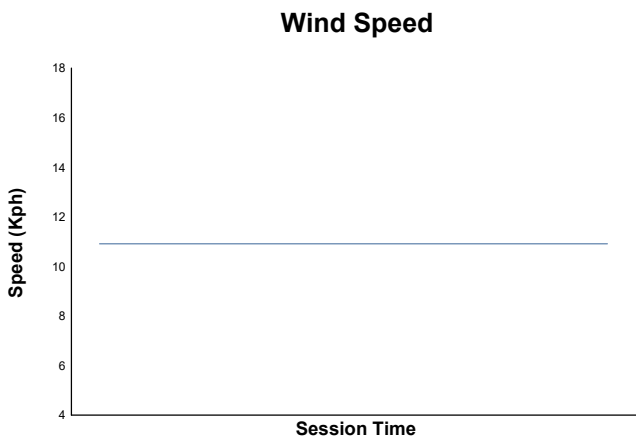
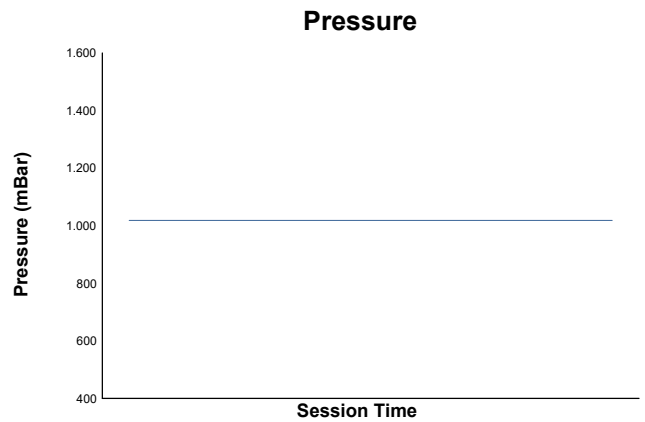
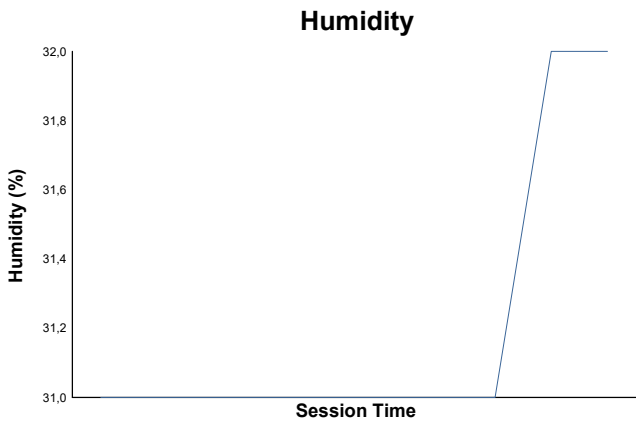
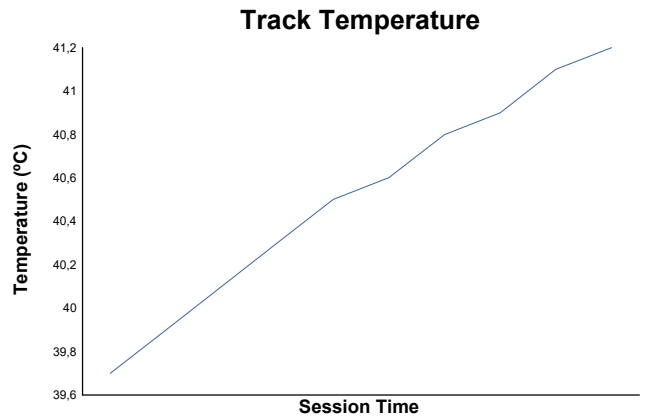
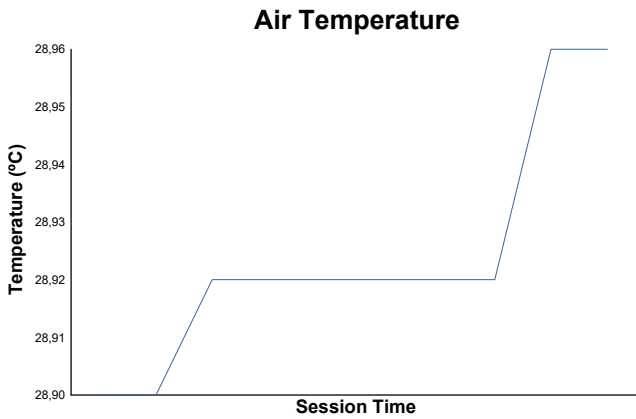
TOTAL TRACK LIMITS: **28**

Published at:

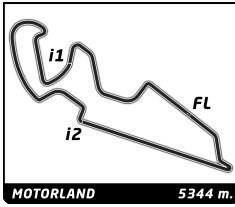




ROUND 3 - MOTORLAND
 Toyota GR Cup Spain
 Entrenamientos Clasificatorios 1
 Weather Report



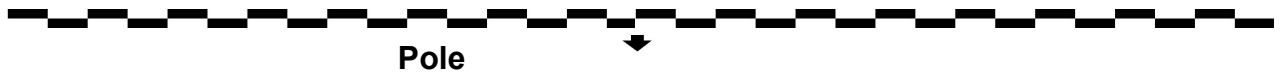
Track Status: **DRY**



Toyota GR Cup Spain
ROUND 3 - MOTORLAND
Carrera 1 (25 Minutes +1 Lap)

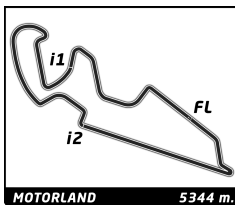
Final Starting Grid

| | | | | | | | |
|----------|----------------------------|-------------------|----|-------|----|---------------------|---------------------|
| 2:26.041 | Víctor MUR | TOYOTA ESPAÑA | 86 | - 7 - | 64 | VAQUE MOTORSPORT | Jesus Luis RECUENCO |
| 2:24.224 | Jaime FONT | EFICAR TEAM | 8 | - 6 - | 52 | CLUB DEPORTIVO DAGO | Alejandro SANCHEZ |
| 2:23.726 | Sandro PEREZ | RX PRORACING | 2 | - 5 - | 70 | EFICAR TEAM | Santiago CASTILLA |
| 2:23.369 | Miguel Angel ROMERO | RX PRORACING | 63 | - 4 - | 73 | RX PRORACING | Lucas MARICONDA |
| 2:23.150 | Ignacio RODRIGUEZ | IGNACIO RODRIGUEZ | 14 | - 3 - | 96 | VAQUE MOTORSPORT | Luis ALVAREZ |
| 2:23.099 | Marcos DE DIEGO | EFICAR TEAM | 32 | - 2 - | 23 | VAQUE MOTORSPORT | Antonio ALBACETE |
| 2:21.868 | Marco AGUILERA | NIMO GORDILLO | 95 | - 1 - | 13 | EFICAR TEAM | Joan VINYES D |



Published at:

| | | | | | | | | |
|---|--|--|--|--|---|--|--|--|
| Stewards:  Wladimir Pastuschuk Estepa Presidente CC.DD | | |  Roberto Menéndez Alvargonzález Comisario Deportivo | |  Arturo Hernández Martínez Comisario Deportivo | | Timekeeper: Alberto ESTÉBANEZ  | |
|---|--|--|--|--|---|--|--|--|



Toyota GR Cup Spain

ROUND 3 - MOTORLAND

Carrera 1 (25 Minutes +1 Lap)

Final Classification

| No | Driver | Nat | Team | Car | Cl. | Laps | Total Time | Gap | Kph | Best Lap | | |
|----|------------------------|-----|---------------------|-------------|-----|------|------------|-----------|-------|----------|----------|-------|
| | | | | | | | | | | Lap | Time | Kph |
| 1 | 95 Marco AGUILERA | ESP | NIMO GORDILLO | Toyota GR86 | GR | 12 | 28:51.408 | - | 133.3 | 10 | 2:23.574 | 134.0 |
| 2 | 32 Marcos DE DIEGO | ESP | EFICAR TEAM | Toyota GR86 | GR | 12 | 29:01.532 | +10.124 | 132.6 | 6 | 2:23.975 | 133.6 |
| 3 | 13 Joan VINYES D | AND | EFICAR TEAM | Toyota GR86 | GR | 12 | 29:04.429 | +13.021 | 132.3 | 11 | 2:23.774 | 133.8 |
| 4 | 14 Ignacio RODRIGUEZ | ESP | IGNACIO RODRIGUEZ | Toyota GR86 | GR | 12 | 29:09.673 | +18.265 | 131.9 | 9 | 2:24.966 | 132.7 |
| 5 | 23 Antonio ALBACETE | ESP | VAQUE MOTORSPORT | Toyota GR86 | GR | 12 | 29:09.910 | +18.502 | 131.9 | 9 | 2:24.879 | 132.8 |
| 6 | 96 Luis ALVAREZ | ESP | VAQUE MOTORSPORT | Toyota GR86 | GR | 12 | 29:19.771 | +28.363 | 131.2 | 2 | 2:25.118 | 132.6 |
| 7 | 63 Miguel Angel ROMERO | ESP | RX PRORACING | Toyota GR86 | GR | 12 | 29:21.229 | +29.821 | 131.1 | 9 | 2:24.655 | 133.0 |
| 8 | 70 Santiago CASTILLA | ESP | EFICAR TEAM | Toyota GR86 | GR | 12 | 29:23.014 | +31.606 | 130.9 | 10 | 2:25.181 | 132.5 |
| 9 | 2 Sandro PEREZ | ESP | RX PRORACING | Toyota GR86 | GR | 12 | 29:23.595 | +32.187 | 130.9 | 10 | 2:25.848 | 131.9 |
| 10 | 8 Jaime FONT | ESP | EFICAR TEAM | Toyota GR86 | GR | 12 | 29:24.182 | +32.774 | 130.9 | 8 | 2:25.242 | 132.5 |
| 11 | 64 Jesus Luis RECUENCO | ESP | VAQUE MOTORSPORT | Toyota GR86 | GR | 12 | 29:29.549 | +38.141 | 130.5 | 9 | 2:24.949 | 132.7 |
| 12 | 86 Victor MUR | ESP | TOYOTA ESPAÑA | Toyota GR86 | GR | 12 | 30:05.131 | +1:13.723 | 127.9 | 5 | 2:27.090 | 130.8 |
| 13 | 73 Lucas MARICONDA | ESP | RX PRORACING | Toyota GR86 | GR | 11 | 27:07.719 | 1 Lap | 130.0 | 5 | 2:25.109 | 132.6 |
| 14 | 52 Alejandro SANCHEZ | ESP | CLUB DEPORTIVO DAGO | Toyota GR86 | GR | 9 | 23:00.449 | 3 Laps | 125.4 | 3 | 2:28.595 | 129.5 |

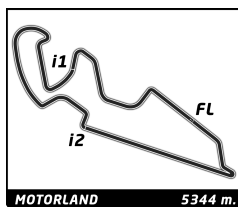
| | | | |
|-----------------------|----------------------|----------|-----------|
| Pole Position: | Marco AGUILERA | 2:21.868 | 135.6 Kph |
| Fastest Lap: | Lap10 Marco AGUILERA | 2:23.574 | 134.0 Kph |

CARS #2, #8, #63, #73 & #96 - TIME PENALTY OF 5 SECONDS - TRACK LIMITS
 CAR #52 - TIME PENALTY OF 5 + 10 + 15 SECONDS - TRACK LIMITS
 CAR #73 - HAS LOST THE TRANSPONDER FROM 14:47:30.390

Published at:

Track Status: **DRY**

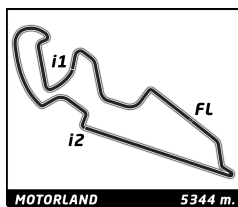
| | | | |
|---|--|---|--|
| Stewards:  Wladimir Pastuschuk Estepa Presidente CC.DD |  Roberto Menéndez Alvargonzález Comisario Deportivo |  Arturo Hernández Martínez Comisario Deportivo | Timekeeper: Alberto ESTÉBANEZ  |
|---|--|---|--|



Toyota GR Cup Spain
ROUND 3 - MOTORLAND
Carrera 1

Best Sector Times

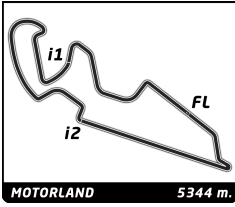
| Sector 1 | | | Sector 2 | | | Sector 3 | | | Ideal Lap | Best Lap |
|----------|----------------|--------|----------------|----------|----------------|----------|-----|----------------|-----------|---------------|
| Pos | No Driver | Time | No Driver | Time | No Driver | Time | Pos | No Driver | | |
| 1 | 95 M.AGUILERA | 37.054 | 95 M.AGUILERA | 1:01.269 | 63 M.ROMERO | 44.729 | 1 | 95 M.AGUILERA | 2:23.340 | 2:23.574 (1) |
| 2 | 32 M.DE DIEGO | 37.055 | 13 J.VINYES D | 1:01.588 | 32 M.DE DIEGO | 44.774 | 2 | 13 J.VINYES D | 2:23.516 | 2:23.774 (2) |
| 3 | 13 J.VINYES D | 37.114 | 32 M.DE DIEGO | 1:01.737 | 14 I.RODRIGUEZ | 44.795 | 3 | 32 M.DE DIEGO | 2:23.566 | 2:23.975 (3) |
| 4 | 8 J.FONT | 37.276 | 23 A.ALBACETE | 1:02.069 | 13 J.VINYES D | 44.814 | 4 | 23 A.ALBACETE | 2:24.304 | 2:24.879 (5) |
| 5 | 70 S.CASTILLA | 37.308 | 96 L.ALVAREZ | 1:02.075 | 70 S.CASTILLA | 44.821 | 5 | 63 M.ROMERO | 2:24.348 | 2:24.655 (4) |
| 6 | 23 A.ALBACETE | 37.321 | 14 I.RODRIGUEZ | 1:02.203 | 23 A.ALBACETE | 44.914 | 6 | 70 S.CASTILLA | 2:24.565 | 2:25.181 (10) |
| 7 | 63 M.ROMERO | 37.335 | 73 L.MARICONDA | 1:02.260 | 95 M.AGUILERA | 45.017 | 7 | 14 I.RODRIGUEZ | 2:24.606 | 2:24.966 (7) |
| 8 | 64 J.RECUENCO | 37.357 | 64 J.RECUENCO | 1:02.261 | 73 L.MARICONDA | 45.057 | 8 | 96 L.ALVAREZ | 2:24.640 | 2:25.118 (9) |
| 9 | 96 L.ALVAREZ | 37.390 | 63 M.ROMERO | 1:02.284 | 2 S.PEREZ | 45.076 | 9 | 8 J.FONT | 2:24.771 | 2:25.242 (11) |
| 10 | 2 S.PEREZ | 37.409 | 8 J.FONT | 1:02.348 | 8 J.FONT | 45.147 | 10 | 73 L.MARICONDA | 2:24.786 | 2:25.109 (8) |
| 11 | 73 L.MARICONDA | 37.469 | 70 S.CASTILLA | 1:02.436 | 96 L.ALVAREZ | 45.175 | 11 | 2 S.PEREZ | 2:24.939 | 2:25.848 (12) |
| 12 | 14 I.RODRIGUEZ | 37.608 | 2 S.PEREZ | 1:02.454 | 64 J.RECUENCO | 45.331 | 12 | 64 J.RECUENCO | 2:24.949 | 2:24.949 (6) |
| 13 | 52 A.SANCHEZ | 37.942 | 86 V.MUR | 1:02.831 | 86 V.MUR | 45.345 | 13 | 86 V.MUR | 2:26.173 | 2:27.090 (13) |
| 14 | 86 V.MUR | 37.997 | 52 A.SANCHEZ | 1:02.962 | 52 A.SANCHEZ | 45.768 | 14 | 52 A.SANCHEZ | 2:26.672 | 2:28.595 (14) |



Toyota GR Cup Spain
ROUND 3 - MOTORLAND
Carrera 1

Best Top Speed

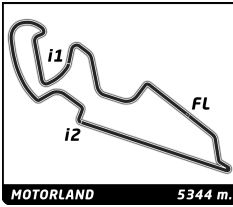
| No Driver | Team | Class | Top 1 | | Top 2 | | Top 3 | | Top 4 | | Top 5 | | Avg | |
|-----------|---------------------|---------------------|-------|-------|-------|-------|-------|-------|-------|-------|-------|-------|-----|-------|
| | | | Kph | Lap | Kph | Lap | Kph | Lap | Kph | Lap | Kph | Lap | | |
| 14 | Ignacio RODRIGUEZ | IGNACIO RODRIGUEZ | GR | 211.8 | 9 | 210.1 | 10 | 210.1 | 8 | 208.9 | 2 | 208.1 | 11 | 209,8 |
| 8 | Jaime FONT | EFICAR TEAM | GR | 210.5 | 8 | 209.7 | 9 | 208.9 | 10 | 208.5 | 11 | 207.3 | 7 | 209,0 |
| 63 | Miguel Angel ROMERO | RX PRORACING | GR | 210.1 | 5 | 209.7 | 9 | 208.5 | 10 | 208.5 | 3 | 208.5 | 2 | 209,1 |
| 70 | Santiago CASTILLA | EFICAR TEAM | GR | 210.1 | 10 | 207.3 | 9 | 206.9 | 7 | 206.9 | 3 | 206.5 | 8 | 207,5 |
| 2 | Sandro PEREZ | RX PRORACING | GR | 209.3 | 9 | 208.5 | 10 | 208.5 | 8 | 208.5 | 1 | 206.5 | 7 | 208,3 |
| 86 | Víctor MUR | TOYOTA ESPAÑA | GR | 209.3 | 9 | 208.5 | 1 | 206.1 | 8 | 204.5 | 6 | 202.6 | 7 | 206,2 |
| 13 | Joan VINYES D | EFICAR TEAM | GR | 207.7 | 9 | 207.3 | 11 | 206.9 | 10 | 204.9 | 8 | 204.5 | 2 | 206,3 |
| 32 | Marcos DE DIEGO | EFICAR TEAM | GR | 207.7 | 11 | 207.3 | 9 | 206.5 | 10 | 206.1 | 7 | 205.7 | 8 | 206,7 |
| 23 | Antonio ALBACETE | VAQUE MOTORSPORT | GR | 207.3 | 9 | 206.5 | 10 | 206.1 | 11 | 205.3 | 8 | 204.9 | 5 | 206,0 |
| 96 | Luis ALVAREZ | VAQUE MOTORSPORT | GR | 207.3 | 10 | 207.3 | 6 | 206.5 | 9 | 206.1 | 11 | 204.9 | 3 | 206,4 |
| 73 | Lucas MARICONDA | RX PRORACING | GR | 206.5 | 7 | 205.7 | 6 | 205.3 | 5 | 204.5 | 4 | 204.5 | 3 | 205,3 |
| 95 | Marco AGUILERA | NIMO GORDILLO | GR | 206.1 | 10 | 205.7 | 9 | 205.3 | 11 | 205.3 | 8 | 204.9 | 12 | 205,5 |
| 52 | Alejandro SANCHEZ | CLUB DEPORTIVO DAGO | GR | 205.3 | 1 | 205.3 | 9 | 203.8 | 8 | 203.4 | 5 | 201.5 | 2 | 203,9 |
| 64 | Jesus Luis RECUENCO | VAQUE MOTORSPORT | GR | 205.3 | 1 | 204.9 | 10 | 204.9 | 9 | 203.4 | 8 | 202.6 | 11 | 204,2 |



Toyota GR Cup Spain
ROUND 3 - MOTORLAND
Carrera 1

Lap Chart

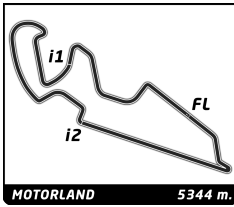
| No | Pos | Grid | Lap | | | | | | | | | | | | |
|----|-----|------|-----|----|----|----|----|----|----|----|----|----|----|----|----|
| | | | 1 | 2 | 3 | 4 | 5 | 6 | 7 | 8 | 9 | 10 | 11 | 12 | |
| 95 | 1 | 95 | 95 | 95 | 95 | 95 | 95 | 95 | 95 | 95 | 95 | 95 | 95 | 95 | 95 |
| 13 | 2 | 13 | 13 | 13 | 13 | 13 | 13 | 13 | 13 | 13 | 13 | 13 | 13 | 13 | 32 |
| 32 | 3 | 32 | 32 | 32 | 32 | 32 | 32 | 32 | 32 | 32 | 32 | 32 | 32 | 32 | 13 |
| 23 | 4 | 23 | 23 | 23 | 23 | 23 | 23 | 23 | 23 | 23 | 23 | 23 | 23 | 23 | 14 |
| 14 | 5 | 14 | 14 | 14 | 14 | 14 | 14 | 14 | 14 | 14 | 14 | 14 | 14 | 14 | 23 |
| 96 | 6 | 96 | 2 | 2 | 2 | 96 | 96 | 63 | 63 | 63 | 63 | 63 | 63 | 63 | 96 |
| 63 | 7 | 63 | 96 | 96 | 96 | 63 | 63 | 73 | 73 | 96 | 96 | 96 | 96 | 96 | 63 |
| 73 | 8 | 73 | 73 | 73 | 73 | 73 | 96 | 96 | 73 | 73 | 73 | 2 | 2 | 2 | 2 |
| 2 | 9 | 2 | 63 | 63 | 63 | 2 | 2 | 2 | 2 | 2 | 2 | 2 | 8 | 8 | 8 |
| 70 | 10 | 70 | 8 | 8 | 8 | 8 | 8 | 8 | 8 | 8 | 8 | 8 | 8 | 70 | 70 |
| 8 | 11 | 8 | 70 | 70 | 70 | 70 | 70 | 70 | 70 | 70 | 70 | 70 | 73 | 64 | 64 |
| 52 | 12 | 52 | 52 | 64 | 64 | 64 | 64 | 64 | 64 | 64 | 64 | 64 | 64 | 64 | 86 |
| 86 | 13 | 86 | 64 | 86 | 52 | 86 | 86 | 52 | 52 | 86 | 86 | 86 | 86 | 86 | 86 |
| 64 | 14 | 64 | 86 | 52 | 86 | 52 | 52 | 86 | 86 | 52 | 52 | | | | |



Toyota GR Cup Spain
ROUND 3 - MOTORLAND
Carrera 1

Fastest Lap Sequence

| Elapsed | No Driver | Team | Car | Class | Time | Kph | Lap |
|-----------|---------------------------|---------------|-------------|-------|-----------------|-------|-----|
| 4:51.858 | 95 Marco AGUILERA | NIMO GORDILLO | Toyota GR86 | GR | 2:24.077 | 133.5 | 2 |
| 4:53.267 | 32 Marcos DE DIEGO | EFICAR TEAM | Toyota GR86 | GR | 2:24.000 | 133.6 | 2 |
| 12:03.960 | 95 Marco AGUILERA | NIMO GORDILLO | Toyota GR86 | GR | 2:23.809 | 133.8 | 5 |
| 19:15.664 | 95 Marco AGUILERA | NIMO GORDILLO | Toyota GR86 | GR | 2:23.616 | 134.0 | 8 |
| 24:03.278 | 95 Marco AGUILERA | NIMO GORDILLO | Toyota GR86 | GR | 2:23.574 | 134.0 | 10 |



Toyota GR Cup Spain

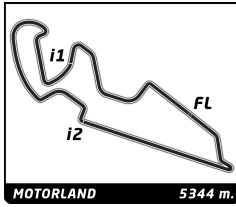
ROUND 3 - MOTORLAND

Carrera 1

Analysis by lap

Lapped ■

| No | Lap Time | Gap | No | Lap Time | Gap | No | Lap Time | Gap | No | Lap Time | Gap | No | Lap Time | Gap |
|--------------|----------|--------|--------------|----------|--------|---------------|----------|----------|---------------|----------|----------|----|----------|-----|
| Lap 1 | | | | | | | | | | | | | | |
| 95 | 2:27.781 | 0.000 | 63 | 2:24.888 | 9.730 | Lap 8 | | | 2 | 2:26.707 | 25.235 | | | |
| 13 | 2:28.402 | 0.621 | 73 | 2:25.984 | 10.154 | 95 | 2:23.616 | | 8 | 2:26.202 | 25.667 | | | |
| 32 | 2:29.267 | 1.486 | 2 | 2:27.248 | 10.223 | 13 | 2:24.426 | 3.260 | 70 | 2:27.280 | 27.767 | | | |
| 23 | 2:29.891 | 2.110 | 8 | 2:25.798 | 12.789 | 32 | 2:24.049 | 3.768 | 73 | 2:37.491 | 35.541 | | | |
| 14 | 2:30.547 | 2.766 | 70 | 2:26.544 | 14.126 | 23 | 2:25.516 | 11.481 | 64 | 2:26.939 | 35.975 | | | |
| 2 | 2:31.308 | 3.527 | 64 | 2:27.518 | 20.446 | 14 | 2:25.026 | 11.721 | 86 | 2:28.650 | 1:09.096 | | | |
| 96 | 2:33.379 | 5.598 | 86 | 2:27.750 | 23.234 | 63 | 2:25.386 | 15.498 | Lap 12 | | | | | |
| 73 | 2:33.621 | 5.840 | 52 | 2:29.268 | 23.649 | 96 | 2:26.093 | 17.914 | 95 | 2:24.230 | | | | |
| 63 | 2:33.856 | 6.075 | Lap 5 | | | 73 | 2:27.742 | 18.644 | 32 | 2:27.550 | 10.124 | | | |
| 8 | 2:34.354 | 6.573 | 95 | 2:23.809 | | 2 | 2:26.014 | 18.802 | 13 | 2:33.302 | 13.021 | | | |
| 70 | 2:35.354 | 7.573 | 13 | 2:24.551 | 1.896 | 8 | 2:25.242 | 19.213 | 14 | 2:26.941 | 18.265 | | | |
| 52 | 2:35.612 | 7.831 | 32 | 2:24.841 | 3.168 | 70 | 2:25.873 | 20.935 | 23 | 2:27.423 | 18.502 | | | |
| 64 | 2:35.964 | 8.183 | 23 | 2:25.290 | 7.207 | 64 | 2:25.735 | 28.995 | 96 | 2:25.494 | 23.363 | | | |
| 86 | 2:36.530 | 8.749 | 14 | 2:25.111 | 7.460 | 86 | 2:27.226 | 38.895 | 63 | 2:30.694 | 24.821 | | | |
| Lap 2 | | | 96 | 2:25.293 | 10.110 | 52 | 2:28.346 | 39.599 | 2 | 2:26.182 | 27.187 | | | |
| 95 | 2:24.077 | | 63 | 2:24.538 | 10.459 | Lap 9 | | | 8 | 2:26.337 | 27.774 | | | |
| 13 | 2:24.428 | 0.972 | 73 | 2:25.109 | 11.454 | 95 | 2:24.040 | | 70 | 2:28.069 | 31.606 | | | |
| 32 | 2:24.000 | 1.409 | 2 | 2:26.217 | 12.631 | 13 | 2:24.348 | 3.568 | 64 | 2:26.396 | 38.141 | | | |
| 23 | 2:25.175 | 3.208 | 8 | 2:25.801 | 14.781 | 32 | 2:24.207 | 3.935 | 86 | 2:28.857 | 1:13.723 | | | |
| 14 | 2:24.978 | 3.667 | 70 | 2:25.891 | 16.208 | 23 | 2:24.879 | 12.320 | | | | | | |
| 2 | 2:25.330 | 4.780 | 64 | 2:26.118 | 22.755 | 14 | 2:24.966 | 12.647 | | | | | | |
| 96 | 2:25.118 | 6.639 | 86 | 2:27.090 | 26.515 | 63 | 2:24.655 | 16.113 | | | | | | |
| 73 | 2:26.036 | 7.799 | 52 | 2:27.746 | 27.586 | 96 | 2:25.381 | 19.255 | | | | | | |
| 63 | 2:25.990 | 7.988 | Lap 6 | | | 73 | 2:25.201 | 19.805 | | | | | | |
| 8 | 2:26.427 | 8.923 | 95 | 2:24.003 | | 2 | 2:25.392 | 20.154 | | | | | | |
| 70 | 2:26.000 | 9.496 | 13 | 2:24.049 | 1.942 | 8 | 2:25.775 | 20.948 | | | | | | |
| 64 | 2:28.375 | 12.481 | 32 | 2:23.975 | 3.140 | 70 | 2:25.885 | 22.780 | | | | | | |
| 86 | 2:29.148 | 13.820 | 23 | 2:25.308 | 8.512 | 64 | 2:24.949 | 29.904 | | | | | | |
| 52 | 2:30.325 | 14.079 | 14 | 2:25.476 | 8.933 | 86 | 2:27.370 | 42.225 | | | | | | |
| Lap 3 | | | 63 | 2:25.874 | 12.330 | 52 | 2:35.186 | 50.745 | | | | | | |
| 95 | 2:24.087 | | 73 | 2:25.868 | 13.319 | Lap 10 | | | | | | | | |
| 13 | 2:24.106 | 0.991 | 96 | 2:27.723 | 13.830 | 95 | 2:23.574 | | | | | | | |
| 32 | 2:24.181 | 1.503 | 2 | 2:26.037 | 14.665 | 13 | 2:24.081 | 4.075 | | | | | | |
| 23 | 2:25.339 | 4.460 | 8 | 2:25.633 | 16.411 | 32 | 2:24.768 | 5.129 | | | | | | |
| 14 | 2:25.246 | 4.826 | 70 | 2:24.870 | 17.075 | 23 | 2:25.076 | 13.822 | | | | | | |
| 2 | 2:26.488 | 7.181 | 64 | 2:26.310 | 25.062 | 14 | 2:25.196 | 14.269 | | | | | | |
| 96 | 2:24.653 | 7.205 | 52 | 2:27.094 | 30.677 | 63 | 2:24.717 | 17.256 | | | | | | |
| 73 | 2:24.664 | 8.376 | 86 | 2:28.788 | 31.300 | 96 | 2:24.979 | 20.660 | | | | | | |
| 63 | 2:25.147 | 9.048 | Lap 7 | | | 73 | 2:25.719 | 21.950 | | | | | | |
| 8 | 2:26.361 | 11.197 | 95 | 2:24.085 | | 2 | 2:25.848 | 22.428 | | | | | | |
| 70 | 2:26.379 | 11.788 | 13 | 2:24.593 | 2.450 | 8 | 2:25.991 | 23.365 | | | | | | |
| 64 | 2:28.740 | 17.134 | 32 | 2:24.280 | 3.335 | 70 | 2:25.181 | 24.387 | | | | | | |
| 52 | 2:28.595 | 18.587 | 23 | 2:25.154 | 9.581 | 64 | 2:26.606 | 32.936 | | | | | | |
| 86 | 2:29.957 | 19.690 | 14 | 2:25.463 | 10.311 | 86 | 2:45.695 | 1:04.346 | | | | | | |
| Lap 4 | | | 63 | 2:25.483 | 13.728 | Lap 11 | | | | | | | | |
| 95 | 2:24.206 | | 73 | 2:25.284 | 14.518 | 95 | 2:23.900 | | | | | | | |
| 13 | 2:24.369 | 1.154 | 96 | 2:25.692 | 15.437 | 13 | 2:23.774 | 3.949 | | | | | | |
| 32 | 2:24.839 | 2.136 | 2 | 2:25.824 | 16.404 | 32 | 2:25.575 | 6.804 | | | | | | |
| 23 | 2:25.472 | 5.726 | 8 | 2:25.261 | 17.587 | 23 | 2:25.387 | 15.309 | | | | | | |
| 14 | 2:25.538 | 6.158 | 70 | 2:25.688 | 18.678 | 14 | 2:25.185 | 15.554 | | | | | | |
| 96 | 2:25.627 | 8.626 | 64 | 2:25.899 | 26.876 | 63 | 2:25.001 | 18.357 | | | | | | |
| | | | 52 | 2:28.277 | 34.869 | 96 | 2:25.339 | 22.099 | | | | | | |
| | | | 86 | 2:28.070 | 35.285 | | | | | | | | | |



Toyota GR Cup Spain

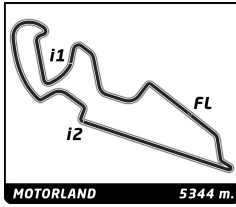
ROUND 3 - MOTORLAND

Carrera 1

Sector Analysis

— Invalidated Lap ■ Personal Best ■ Session Best B Crossing the pit lane

| Lap | Time | Sector 1 | Sector 2 | Sector 3 | T.Spd | Elapsed | Lap | Time | Sector 1 | Sector 2 | Sector 3 | T.Spd | Elapsed |
|-----------|---|---------------|-----------------|---------------|-------|-----------|-----|----------|----------|----------|----------|-------|-----------|
| 2 | Sandro PEREZ ESP RX PRORACING Toyota GR86 | | | | | | 10 | 2:25.196 | 37.744 | 1:02.632 | 44.820 | 210.1 | 24:17.547 |
| 1 | 2:31.308 | 43.128 | 1:02.903 | 45.277 | 208.5 | 2:31.308 | 11 | 2:25.185 | 37.762 | 1:02.460 | 44.963 | 208.1 | 26:42.732 |
| 2 | <u>2:25.330</u> | <u>37.484</u> | 1:02.454 | 45.392 | 204.9 | 4:56.638 | 12 | 2:26.941 | 38.161 | 1:02.298 | 46.482 | 199.6 | 29:09.673 |
| 3 | <u>2:26.488</u> | <u>37.714</u> | <u>1:02.664</u> | 46.110 | 202.2 | 7:23.126 | | | | | | | |
| 4 | 2:27.248 | 38.241 | 1:02.721 | 46.286 | 204.2 | 9:50.374 | | | | | | | |
| 5 | 2:26.217 | 37.931 | 1:02.674 | 45.612 | 206.1 | 12:16.591 | | | | | | | |
| 6 | 2:26.037 | 37.801 | 1:02.827 | 45.409 | 206.1 | 14:42.628 | | | | | | | |
| 7 | <u>2:25.824</u> | <u>37.869</u> | 1:02.527 | 45.428 | 206.5 | 17:08.452 | | | | | | | |
| 8 | 2:26.014 | 37.409 | 1:02.794 | 45.811 | 208.5 | 19:34.466 | | | | | | | |
| 9 | <u>2:25.392</u> | 37.559 | <u>1:02.725</u> | 45.108 | 209.3 | 21:59.858 | | | | | | | |
| 10 | 2:25.848 | 37.937 | 1:02.835 | 45.076 | 208.5 | 24:25.706 | | | | | | | |
| 11 | 2:26.707 | 37.835 | 1:02.960 | 45.912 | 204.2 | 26:52.413 | | | | | | | |
| 12 | <u>2:26.182</u> | <u>37.725</u> | 1:02.682 | 45.775 | 203.8 | 29:18.595 | | | | | | | |
| 8 | Jaime FONT ESP EFICAR TEAM Toyota GR86 | | | | | | | | | | | | |
| 1 | 2:34.354 | 44.617 | 1:03.838 | 45.899 | 204.5 | 2:34.354 | | | | | | | |
| 2 | 2:26.427 | 37.781 | 1:02.850 | 45.796 | 204.5 | 5:00.781 | | | | | | | |
| 3 | 2:26.361 | 37.529 | 1:02.813 | 46.019 | 203.0 | 7:27.142 | | | | | | | |
| 4 | <u>2:25.798</u> | 37.401 | <u>1:02.518</u> | 45.879 | 201.9 | 9:52.940 | | | | | | | |
| 5 | <u>2:25.801</u> | 37.563 | <u>1:02.641</u> | 45.597 | 205.7 | 12:18.741 | | | | | | | |
| 6 | <u>2:25.633</u> | 37.635 | <u>1:02.501</u> | 45.497 | 204.9 | 14:44.374 | | | | | | | |
| 7 | <u>2:25.261</u> | 37.333 | <u>1:02.556</u> | 45.372 | 207.3 | 17:09.635 | | | | | | | |
| 8 | 2:25.242 | 37.276 | 1:02.348 | 45.618 | 210.5 | 19:34.877 | | | | | | | |
| 9 | 2:25.775 | 37.621 | 1:02.756 | 45.398 | 209.7 | 22:00.652 | | | | | | | |
| 10 | 2:25.991 | 38.302 | 1:02.542 | 45.147 | 208.9 | 24:26.643 | | | | | | | |
| 11 | <u>2:26.202</u> | 37.522 | <u>1:02.687</u> | 45.993 | 208.5 | 26:52.845 | | | | | | | |
| 12 | 2:26.337 | 37.928 | 1:02.849 | 45.560 | 206.9 | 29:19.182 | | | | | | | |
| 13 | Joan VINYES D AND EFICAR TEAM Toyota GR86 | | | | | | | | | | | | |
| 1 | 2:28.402 | 40.872 | 1:02.176 | 45.354 | 201.9 | 2:28.402 | | | | | | | |
| 2 | 2:24.428 | 37.204 | 1:02.030 | 45.194 | 204.5 | 4:52.830 | | | | | | | |
| 3 | 2:24.106 | 37.114 | 1:01.750 | 45.242 | 203.0 | 7:16.936 | | | | | | | |
| 4 | 2:24.369 | 37.357 | 1:01.588 | 45.424 | 201.1 | 9:41.305 | | | | | | | |
| 5 | <u>2:24.551</u> | <u>37.346</u> | 1:01.859 | 45.346 | 203.8 | 12:05.856 | | | | | | | |
| 6 | 2:24.049 | 37.192 | 1:01.764 | 45.093 | 204.2 | 14:29.905 | | | | | | | |
| 7 | 2:24.593 | 37.217 | 1:02.093 | 45.283 | 204.2 | 16:54.498 | | | | | | | |
| 8 | 2:24.426 | 37.308 | 1:01.911 | 45.207 | 204.9 | 19:18.924 | | | | | | | |
| 9 | 2:24.348 | 37.398 | 1:02.011 | 44.939 | 207.7 | 21:43.272 | | | | | | | |
| 10 | 2:24.081 | 37.472 | 1:01.791 | 44.818 | 206.9 | 24:07.353 | | | | | | | |
| 11 | 2:23.774 | 37.217 | 1:01.743 | 44.814 | 207.3 | 26:31.127 | | | | | | | |
| 12 | 2:33.302 | 37.361 | 1:09.443 | 46.498 | 200.4 | 29:04.429 | | | | | | | |
| 52 | Alejandro SANCHEZ ESP CLUB DEPORTIVO DAGO Toyota GR86 | | | | | | | | | | | | |
| 1 | 2:35.612 | 44.966 | 1:04.602 | 46.044 | 205.3 | 2:35.612 | | | | | | | |
| 2 | <u>2:30.325</u> | <u>38.115</u> | <u>1:03.707</u> | 48.503 | 201.5 | 5:05.937 | | | | | | | |
| 3 | 2:28.595 | 38.915 | 1:03.301 | 46.379 | 198.5 | 7:34.532 | | | | | | | |
| 4 | <u>2:29.268</u> | <u>38.734</u> | <u>1:03.048</u> | 47.486 | 196.0 | 10:03.800 | | | | | | | |
| 5 | <u>2:27.746</u> | <u>38.521</u> | 1:03.457 | 45.768 | 203.4 | 12:31.546 | | | | | | | |
| 6 | <u>2:27.094</u> | 37.973 | <u>1:03.234</u> | 45.887 | 201.1 | 14:58.640 | | | | | | | |
| 7 | <u>2:28.277</u> | <u>39.018</u> | 1:03.090 | 46.169 | 201.5 | 17:26.917 | | | | | | | |
| 8 | <u>2:28.346</u> | 38.080 | <u>1:03.186</u> | 47.080 | 203.8 | 19:55.263 | | | | | | | |
| 9 | 2:35.186 B | 37.942 | 1:02.962 | 54.282 | 205.3 | 22:30.449 | | | | | | | |
| 63 | Miguel Angel ROMERO ESP RX PRORACING Toyota GR86 | | | | | | | | | | | | |
| 1 | 2:33.856 | 43.985 | 1:04.015 | 45.856 | 207.3 | 2:33.856 | | | | | | | |
| 2 | <u>2:25.990</u> | <u>37.551</u> | <u>1:02.929</u> | 45.510 | 208.5 | 4:59.846 | | | | | | | |
| 3 | <u>2:25.147</u> | <u>37.399</u> | <u>1:02.536</u> | 45.212 | 208.5 | 7:24.993 | | | | | | | |
| 4 | 2:24.888 | 37.335 | 1:02.445 | 45.108 | 205.3 | 9:49.881 | | | | | | | |
| 5 | <u>2:24.538</u> | <u>37.320</u> | 1:02.284 | 44.934 | 210.1 | 12:14.419 | | | | | | | |
| 6 | 2:25.874 | 38.355 | 1:02.380 | 45.139 | 204.9 | 14:40.293 | | | | | | | |
| 7 | <u>2:25.483</u> | <u>37.539</u> | 1:02.669 | 45.275 | 204.2 | 17:05.776 | | | | | | | |
| 8 | <u>2:25.386</u> | <u>37.764</u> | 1:02.478 | 45.144 | 206.1 | 19:31.162 | | | | | | | |
| 9 | 2:24.655 | 37.364 | 1:02.562 | 44.729 | 209.7 | 21:55.817 | | | | | | | |



Toyota GR Cup Spain

ROUND 3 - MOTORLAND

Carrera 1

Sector Analysis

— Invalidated Lap ■ Personal Best ■ Session Best B Crossing the pit lane

| Lap | Time | Sector 1 | Sector 2 | Sector 3 | T.Sp | Elapsed | Lap | Time | Sector 1 | Sector 2 | Sector 3 | T.Sp | Elapsed |
|-----|----------|----------|----------|----------|-------|-----------|-----|-----------------|---------------|----------|---------------|-------|-----------|
| 10 | 2:24.717 | 37.529 | 1:02.331 | 44.857 | 208.5 | 24:20.534 | 8 | <u>2:27.226</u> | <u>38.587</u> | 1:02.947 | 45.692 | 206.1 | 19:54.559 |
| 11 | 2:25.001 | 37.601 | 1:02.493 | 44.907 | 207.3 | 26:45.535 | 9 | 2:27.370 | 38.256 | 1:03.769 | 45.345 | 209.3 | 22:21.929 |
| 12 | 2:30.694 | 37.880 | 1:02.906 | 49.908 | 204.2 | 29:16.229 | 10 | 2:45.695 | 53.490 | 1:05.994 | 46.211 | 200.0 | 25:07.624 |

| 64 Jesus Luis RECUENCO ESP | | | | | | |
|------------------------------|-----------------|---------------|-----------------|---------------|-------|-----------|
| VAQUE MOTORSPORT Toyota GR86 | | | | | | |
| 1 | 2:35.964 | 45.919 | 1:03.854 | 46.191 | 205.3 | 2:35.964 |
| 2 | 2:28.375 | 38.072 | 1:03.180 | 47.123 | 198.5 | 5:04.339 |
| 3 | 2:28.740 | 39.490 | 1:02.954 | 46.296 | 198.2 | 7:33.079 |
| 4 | <u>2:27.518</u> | <u>37.953</u> | 1:02.898 | 46.667 | 197.4 | 10:00.597 |
| 5 | 2:26.118 | 37.683 | 1:02.271 | 46.164 | 201.5 | 12:26.715 |
| 6 | <u>2:26.310</u> | 37.794 | <u>1:02.595</u> | 45.921 | 200.0 | 14:53.025 |
| 7 | 2:25.899 | 37.372 | 1:02.534 | 45.993 | 201.1 | 17:18.924 |
| 8 | 2:25.735 | 37.506 | 1:02.592 | 45.637 | 203.4 | 19:44.659 |
| 9 | 2:24.949 | 37.357 | 1:02.261 | 45.331 | 204.9 | 22:09.608 |
| 10 | 2:26.606 | 37.364 | 1:02.999 | 46.243 | 204.9 | 24:36.214 |
| 11 | 2:26.939 | 37.975 | 1:03.187 | 45.777 | 202.6 | 27:03.153 |
| 12 | 2:26.396 | 37.440 | 1:02.734 | 46.222 | 201.1 | 29:29.549 |

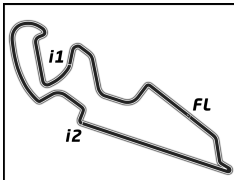
| 70 Santiago CASTILLA ESP | | | | | | |
|--------------------------|-----------------|---------------|-----------------|---------------|-------|-----------|
| EFICAR TEAM Toyota GR86 | | | | | | |
| 1 | 2:35.354 | 45.197 | 1:04.101 | 46.056 | 205.3 | 2:35.354 |
| 2 | <u>2:26.000</u> | <u>37.484</u> | 1:02.530 | 45.986 | 205.7 | 5:01.354 |
| 3 | 2:26.379 | 37.680 | 1:02.532 | 46.167 | 206.9 | 7:27.733 |
| 4 | 2:26.544 | 37.672 | 1:02.666 | 46.206 | 201.5 | 9:54.277 |
| 5 | 2:25.891 | 37.581 | 1:02.689 | 45.621 | 206.1 | 12:20.168 |
| 6 | <u>2:24.870</u> | 37.308 | <u>1:02.163</u> | 45.399 | 206.5 | 14:45.038 |
| 7 | <u>2:25.688</u> | <u>37.615</u> | 1:02.756 | 45.317 | 206.9 | 17:10.726 |
| 8 | 2:25.873 | 37.608 | 1:02.641 | 45.624 | 206.5 | 19:36.599 |
| 9 | 2:25.885 | 38.114 | 1:02.950 | 44.821 | 207.3 | 22:02.484 |
| 10 | 2:25.181 | 37.494 | 1:02.436 | 45.251 | 210.1 | 24:27.665 |
| 11 | 2:27.280 | 37.873 | 1:03.181 | 46.226 | 203.0 | 26:54.945 |
| 12 | 2:28.069 | 38.066 | 1:03.668 | 46.335 | 201.1 | 29:23.014 |

| 73 Lucas MARICONDA ESP | | | | | | |
|--------------------------|-----------------|---------------|-----------------|---------------|-------|-----------|
| RX PRORACING Toyota GR86 | | | | | | |
| 1 | 2:33.621 | 43.734 | 1:03.577 | 46.310 | 198.2 | 2:33.621 |
| 2 | 2:26.036 | 37.510 | 1:02.796 | 45.730 | 203.8 | 4:59.657 |
| 3 | <u>2:24.664</u> | <u>37.250</u> | 1:02.357 | 45.057 | 204.5 | 7:24.321 |
| 4 | 2:25.984 | 37.530 | 1:02.552 | 45.902 | 204.5 | 9:50.305 |
| 5 | 2:25.109 | 37.469 | 1:02.260 | 45.380 | 205.3 | 12:15.414 |
| 6 | 2:25.868 | 37.785 | 1:02.823 | 45.260 | 205.7 | 14:41.282 |
| 7 | <u>2:25.284</u> | <u>37.425</u> | 1:02.501 | 45.358 | 206.5 | 17:06.566 |
| 8 | <u>2:27.742</u> | | | | | 19:34.308 |
| 9 | <u>2:25.201</u> | | | | | 21:59.509 |
| 10 | 2:25.719 | | | | | 24:25.228 |
| 11 | <u>2:37.491</u> | | | | | 27:02.719 |

| 86 Victor MUR ESP | | | | | | |
|---------------------------|-----------------|---------------|-----------------|--------|-------|-----------|
| TOYOTA ESPAÑA Toyota GR86 | | | | | | |
| 1 | 2:36.530 | 46.152 | 1:04.043 | 46.335 | 208.5 | 2:36.530 |
| 2 | 2:29.148 | 38.725 | 1:03.158 | 47.265 | 200.0 | 5:05.678 |
| 3 | 2:29.957 | 38.772 | 1:04.671 | 46.514 | 198.9 | 7:35.635 |
| 4 | 2:27.750 | 38.309 | 1:02.831 | 46.610 | 194.9 | 10:03.385 |
| 5 | 2:27.090 | 38.162 | 1:02.927 | 46.001 | 200.4 | 12:30.475 |
| 6 | <u>2:28.788</u> | <u>39.191</u> | 1:03.412 | 46.185 | 204.5 | 14:59.263 |
| 7 | 2:28.070 | 37.997 | 1:04.229 | 45.844 | 202.6 | 17:27.333 |

| 95 Marco AGUILERA ESP | | | | | | |
|---------------------------|-----------------|---------------|-----------------|---------------|-------|-----------|
| NIMO GORDILLO Toyota GR86 | | | | | | |
| 1 | 2:27.781 | 40.415 | 1:02.076 | 45.290 | 201.5 | 2:27.781 |
| 2 | 2:24.077 | 37.194 | 1:01.619 | 45.264 | 202.6 | 4:51.858 |
| 3 | 2:24.087 | 37.066 | 1:01.819 | 45.202 | 202.2 | 7:15.945 |
| 4 | 2:24.206 | 37.096 | 1:01.714 | 45.396 | 200.4 | 9:40.151 |
| 5 | 2:23.809 | 37.054 | 1:01.549 | 45.206 | 203.0 | 12:03.960 |
| 6 | <u>2:24.003</u> | <u>37.056</u> | 1:01.588 | 45.359 | 203.0 | 14:27.963 |
| 7 | 2:24.085 | 37.156 | 1:01.672 | 45.257 | 203.0 | 16:52.048 |
| 8 | 2:23.616 | 37.090 | 1:01.269 | 45.257 | 205.3 | 19:15.664 |
| 9 | 2:24.040 | 37.156 | 1:01.867 | 45.017 | 205.7 | 21:39.704 |
| 10 | 2:23.574 | 37.169 | 1:01.379 | 45.026 | 206.1 | 24:03.278 |
| 11 | 2:23.900 | 37.186 | 1:01.612 | 45.102 | 205.3 | 26:27.178 |
| 12 | 2:24.230 | 37.168 | 1:01.941 | 45.121 | 204.9 | 28:51.408 |



| 96 Luis ALVAREZ ESP | | | | | | |
|------------------------------|-----------------|---------------|-----------------|---------------|-------|-----------|
| VAQUE MOTORSPORT Toyota GR86 | | | | | | |
| 1 | 2:33.379 | 43.006 | 1:04.722 | 45.651 | 204.9 | 2:33.379 |
| 2 | 2:25.118 | 37.494 | 1:02.276 | 45.348 | 202.2 | 4:58.497 |
| 3 | <u>2:24.653</u> | <u>37.187</u> | 1:02.075 | 45.391 | 204.9 | 7:23.150 |
| 4 | <u>2:25.627</u> | <u>37.839</u> | <u>1:02.063</u> | 45.725 | 201.1 | 9:48.777 |
| 5 | 2:25.293 | 37.556 | 1:02.335 | 45.402 | 204.2 | 12:14.070 |
| 6 | 2:27.723 | 39.381 | 1:02.992 | 45.350 | 207.3 | 14:41.793 |
| 7 | 2:25.692 | 37.390 | 1:02.314 | 45.988 | 201.9 | 17:07.485 |
| 8 | <u>2:26.093</u> | <u>37.308</u> | 1:02.579 | 46.206 | 202.6 | 19:33.578 |
| 9 | <u>2:25.381</u> | 37.507 | <u>1:02.467</u> | 45.407 | 206.5 | 21:58.959 |
| 10 | <u>2:24.979</u> | <u>37.425</u> | 1:02.245 | 45.309 | 207.3 | 24:23.938 |
| 11 | 2:25.339 | 37.602 | 1:02.562 | 45.175 | 206.1 | 26:49.277 |
| 12 | <u>2:25.494</u> | <u>37.349</u> | 1:02.513 | 45.632 | 204.2 | 29:14.771 |

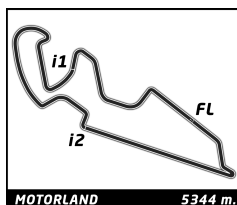


MOTORLAND 5344 m.

Toyota GR Cup Spain
ROUND 3 - MOTORLAND
Carrera 1

Flag Analysis

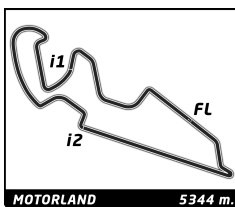
| | Flag | Time |
|---|----------------|--------------|
|  | GREEN FLAG | 14:30:04.592 |
|  | CHEQUERED FLAG | 14:58:56.000 |



Toyota GR Cup Spain
ROUND 3 - MOTORLAND
Carrera 1

Track Limits Analysis

| No | Driver | Team | T.L. Nr | Camera | Lap | Time |
|---------------------------|---------------------|---------------------|---------|---------|-----|--------------|
| 2 | Sandro PEREZ | RX PRORACING | 1 | Turn 1 | 2 | 14:32:46.295 |
| 2 | Sandro PEREZ | RX PRORACING | 2 | Turn 5 | 3 | 14:35:36.077 |
| 2 | Sandro PEREZ | RX PRORACING | 3 | Turn 9 | 3 | 14:36:03.990 |
| 2 | Sandro PEREZ | RX PRORACING | 4 | Turn 5 | 7 | 14:45:22.837 |
| 2 | Sandro PEREZ | RX PRORACING | 5 | Turn 9 | 9 | 14:50:42.079 |
| 2 | Sandro PEREZ | RX PRORACING | 6 | Turn 5 | 12 | 14:57:32.093 |
| Total Infractions: | | | | | | 6 |
| 8 | Jaime FONT | EFICAR TEAM | 1 | Turn 9 | 4 | 14:38:34.136 |
| 8 | Jaime FONT | EFICAR TEAM | 2 | Turn 9 | 5 | 14:41:00.292 |
| 8 | Jaime FONT | EFICAR TEAM | 3 | Turn 9 | 6 | 14:43:25.790 |
| 8 | Jaime FONT | EFICAR TEAM | 4 | Turn 9 | 7 | 14:45:50.337 |
| 8 | Jaime FONT | EFICAR TEAM | 5 | Turn 9 | 11 | 14:55:33.687 |
| Total Infractions: | | | | | | 5 |
| 13 | Joan VINYES D | EFICAR TEAM | 1 | Turn 1 | 5 | 14:39:56.289 |
| Total Infractions: | | | | | | 1 |
| 14 | Ignacio RODRIGUEZ | IGNACIO RODRIGUEZ | 1 | Turn 1 | 2 | 14:32:46.295 |
| 14 | Ignacio RODRIGUEZ | IGNACIO RODRIGUEZ | 2 | Turn 1 | 3 | 14:35:10.769 |
| 14 | Ignacio RODRIGUEZ | IGNACIO RODRIGUEZ | 3 | Turn 1 | 5 | 14:40:01.759 |
| 14 | Ignacio RODRIGUEZ | IGNACIO RODRIGUEZ | 4 | Turn 1 | 7 | 14:44:52.782 |
| Total Infractions: | | | | | | 4 |
| 23 | Antonio ALBACETE | VAQUE MOTORSPORT | 1 | Turn 1 | 2 | 14:32:44.493 |
| 23 | Antonio ALBACETE | VAQUE MOTORSPORT | 2 | Turn 9 | 3 | 14:36:01.916 |
| 23 | Antonio ALBACETE | VAQUE MOTORSPORT | 3 | Turn 9 | 7 | 14:45:43.265 |
| Total Infractions: | | | | | | 3 |
| 32 | Marcos DE DIEGO | EFICAR TEAM | 1 | Turn 1 | 11 | 14:54:24.381 |
| Total Infractions: | | | | | | 1 |
| 52 | Alejandro SANCHEZ | CLUB DEPORTIVO DAGO | 1 | Turn 5 | 2 | 14:33:15.176 |
| 52 | Alejandro SANCHEZ | CLUB DEPORTIVO DAGO | 2 | Turn 7 | 2 | 14:33:28.433 |
| 52 | Alejandro SANCHEZ | CLUB DEPORTIVO DAGO | 3 | Turn 9 | 2 | 14:33:43.218 |
| 52 | Alejandro SANCHEZ | CLUB DEPORTIVO DAGO | 4 | Turn 1 | 4 | 14:37:51.763 |
| 52 | Alejandro SANCHEZ | CLUB DEPORTIVO DAGO | 5 | Turn 7 | 4 | 14:38:27.499 |
| 52 | Alejandro SANCHEZ | CLUB DEPORTIVO DAGO | 6 | Turn 9 | 4 | 14:38:42.632 |
| 52 | Alejandro SANCHEZ | CLUB DEPORTIVO DAGO | 7 | Turn 5 | 5 | 14:40:44.489 |
| 52 | Alejandro SANCHEZ | CLUB DEPORTIVO DAGO | 8 | Turn 7 | 6 | 14:43:24.034 |
| 52 | Alejandro SANCHEZ | CLUB DEPORTIVO DAGO | 9 | Turn 1 | 7 | 14:45:14.170 |
| 52 | Alejandro SANCHEZ | CLUB DEPORTIVO DAGO | 10 | Turn 7 | 8 | 14:48:19.631 |
| Total Infractions: | | | | | | 10 |
| 63 | Miguel Angel ROMERO | RX PRORACING | 1 | Turn 5 | 2 | 14:33:13.703 |
| 63 | Miguel Angel ROMERO | RX PRORACING | 2 | Turn 12 | 2 | 14:34:03.861 |
| 63 | Miguel Angel ROMERO | RX PRORACING | 3 | Turn 12 | 3 | 14:36:29.192 |
| 63 | Miguel Angel ROMERO | RX PRORACING | 4 | Turn 5 | 5 | 14:40:29.847 |
| 63 | Miguel Angel ROMERO | RX PRORACING | 5 | Turn 1 | 7 | 14:44:56.092 |
| 63 | Miguel Angel ROMERO | RX PRORACING | 6 | Turn 1 | 8 | 14:47:21.637 |
| Total Infractions: | | | | | | 6 |
| 64 | Jesus Luis RECUENCO | VAQUE MOTORSPORT | 1 | Turn 1 | 4 | 14:37:48.823 |
| 64 | Jesus Luis RECUENCO | VAQUE MOTORSPORT | 2 | Turn 12 | 6 | 14:43:56.867 |
| Total Infractions: | | | | | | 2 |
| 70 | Santiago CASTILLA | EFICAR TEAM | 1 | Turn 5 | 2 | 14:33:15.176 |
| 70 | Santiago CASTILLA | EFICAR TEAM | 2 | Turn 9 | 6 | 14:43:27.134 |
| 70 | Santiago CASTILLA | EFICAR TEAM | 3 | Turn 5 | 7 | 14:45:25.043 |
| Total Infractions: | | | | | | 3 |
| 73 | Lucas MARICONDA | RX PRORACING | 1 | Turn 1 | 3 | 14:35:14.777 |
| 73 | Lucas MARICONDA | RX PRORACING | 2 | Turn 1 | 7 | 14:44:57.293 |
| 73 | Lucas MARICONDA | RX PRORACING | 3 | Turn 5 | 8 | 14:47:46.846 |
| 73 | Lucas MARICONDA | RX PRORACING | 4 | Turn 12 | 9 | 14:51:03.322 |




Toyota GR Cup Spain
ROUND 3 - MOTORLAND
Carrera 1

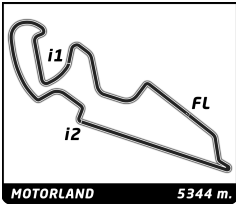
Track Limits Analysis

| No | Driver | Team | T.L. Nr | Camera | Lap | Time |
|---------------------------|-----------------|------------------|---------|---------|-----|--------------|
| 73 | Lucas MARICONDA | RX PRORACING | 5 | Turn 12 | 11 | 14:55:55.599 |
| Total Infractions: | | | | | | 5 |
| 86 | Víctor MUR | TOYOTA ESPAÑA | 1 | Turn 1 | 6 | 14:42:46.558 |
| 86 | Víctor MUR | TOYOTA ESPAÑA | 2 | Turn 1 | 8 | 14:47:43.479 |
| Total Infractions: | | | | | | 2 |
| 95 | Marco AGUILERA | NIMO GORDILLO | 1 | Turn 1 | 6 | 14:42:19.701 |
| 95 | Marco AGUILERA | NIMO GORDILLO | 2 | Turn 5 | 6 | 14:42:43.447 |
| Total Infractions: | | | | | | 2 |
| 96 | Luis ALVAREZ | VAQUE MOTORSPORT | 1 | Turn 5 | 3 | 14:35:38.346 |
| 96 | Luis ALVAREZ | VAQUE MOTORSPORT | 2 | Turn 12 | 4 | 14:38:52.528 |
| 96 | Luis ALVAREZ | VAQUE MOTORSPORT | 3 | Turn 5 | 8 | 14:47:46.846 |
| 96 | Luis ALVAREZ | VAQUE MOTORSPORT | 4 | Turn 9 | 9 | 14:50:40.526 |
| 96 | Luis ALVAREZ | VAQUE MOTORSPORT | 5 | Turn 5 | 10 | 14:52:38.700 |
| 96 | Luis ALVAREZ | VAQUE MOTORSPORT | 6 | Turn 5 | 12 | 14:57:29.098 |
| Total Infractions: | | | | | | 6 |

TOTAL TRACK LIMITS: **56**

Published at:





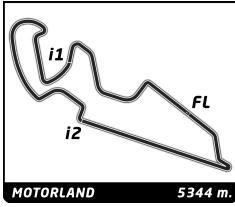
Provisional Race Director Report

| Hour | Flag | Message |
|------|------|---------|
|------|------|---------|

Published at:

Race Director:
David RODRIGUEZ

Timekeeper:
Alberto ESTEBANEZ

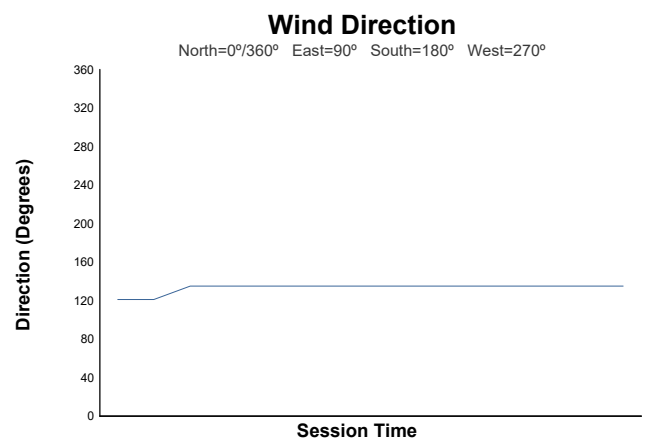
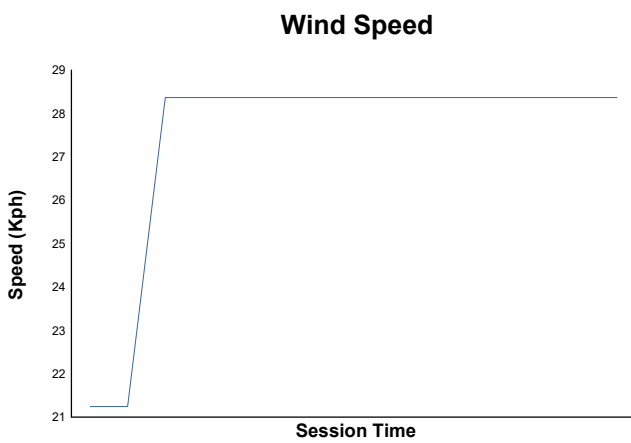
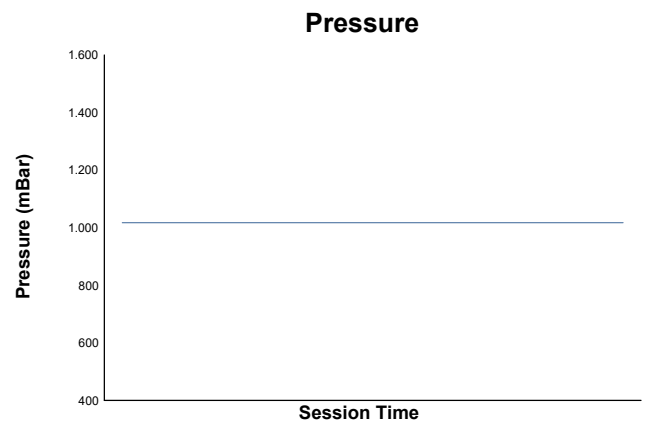
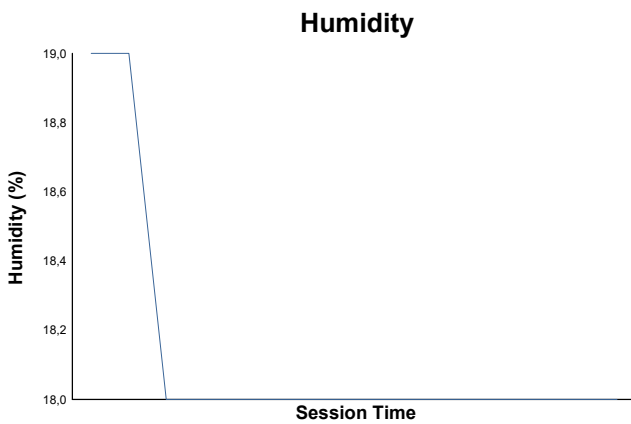
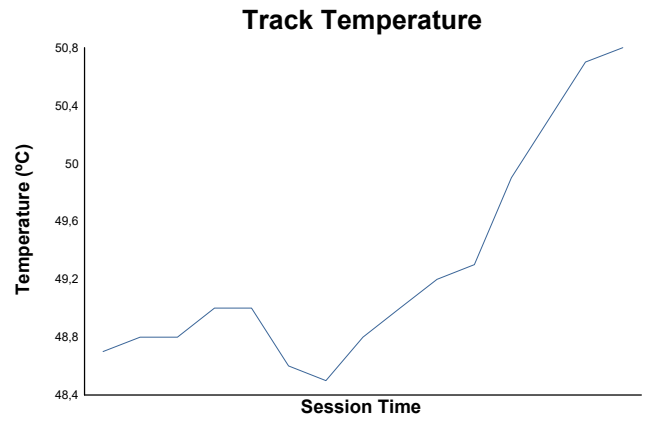
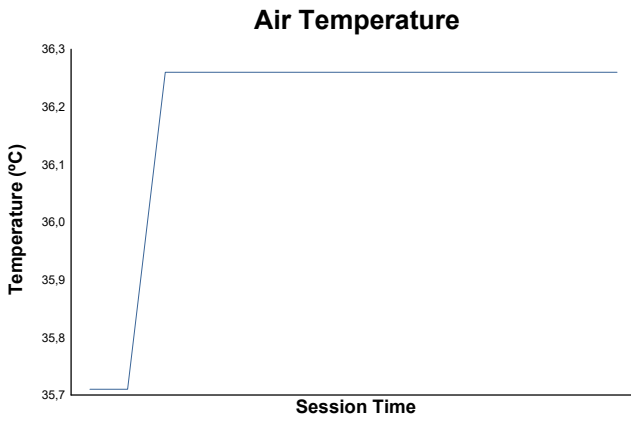


ROUND 3 - MOTORLAND

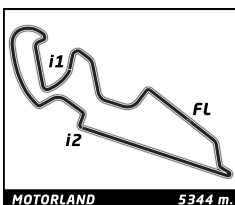
Toyota GR Cup Spain

Carrera 1

Weather Report



Track Status: **DRY**



Toyota GR Cup Spain
ROUND 3 - MOTORLAND
Entrenamientos Clasificatorios 2

Final Classification

| No | Driver | Nat | Team | Car | Cl. | Time | Lap Total | Gap | Kph |
|----|------------------------|-----|-----------------------------|-------------|-----|----------|-----------|--------|-------|
| 1 | 95 Marco AGUILERA | ESP | EFICAR TEAM | Toyota GR86 | GR | 2:21.769 | 7 8 | - | 135.7 |
| 2 | 23 Antonio ALBACETE | ESP | LOVA ME PRE MOTORSPORT | Toyota GR86 | GR | 2:21.842 | 3 4 | +0.073 | 135.6 |
| 3 | 14 Ignacio RODRIGUEZ | ESP | AVIASTEC RACING | Toyota GR86 | GR | 2:21.853 | 4 7 | +0.084 | 135.6 |
| 4 | 13 Joan VINYES D | AND | EFICAR TEAM | Toyota GR86 | GR | 2:21.999 | 4 6 | +0.230 | 135.5 |
| 5 | 63 Miguel Angel ROMERO | ESP | RX PRORACING | Toyota GR86 | GR | 2:22.214 | 3 6 | +0.445 | 135.3 |
| 6 | 96 Luis ALVAREZ | ESP | LOVA ME PRE MOTORSPORT | Toyota GR86 | GR | 2:22.215 | 5 7 | +0.446 | 135.3 |
| 7 | 70 Santiago CASTILLA | ESP | EFICAR TEAM | Toyota GR86 | GR | 2:22.455 | 5 7 | +0.686 | 135.0 |
| 8 | 32 Marcos DE DIEGO | ESP | EFICAR TEAM | Toyota GR86 | GR | 2:22.511 | 4 6 | +0.742 | 135.0 |
| 9 | 2 Sandro PEREZ | ESP | RX PRORACING | Toyota GR86 | GR | 2:22.628 | 4 7 | +0.859 | 134.9 |
| 10 | 73 Lucas MARICONDA | ESP | RX PRORACING | Toyota GR86 | GR | 2:23.129 | 3 8 | +1.360 | 134.4 |
| 11 | 64 Jesus Luis RECUENCO | ESP | LOVA ME PRE MOTORSPORT | Toyota GR86 | GR | 2:23.513 | 3 8 | +1.744 | 134.1 |
| 12 | 8 Jaime FONT | ESP | EFICAR TEAM | Toyota GR86 | GR | 2:23.735 | 6 8 | +1.966 | 133.8 |
| 13 | 86 Víctor MUR | ESP | RX PRORACING | Toyota GR86 | GR | 2:23.806 | 8 8 | +2.037 | 133.8 |
| 14 | 52 Alejandro SANCHEZ | ESP | ESCUELA VASCA DE CONDUCCIÓN | Toyota GR86 | GR | 2:23.960 | 4 7 | +2.191 | 133.6 |

Fastest Lap: Lap 7 | Marco AGUILERA | 2:21.769 | 135.7 Kph

Track Status: **DRY**

Published at:

Stewards:



Wladimir Pastuschuk Estepa
Presidente CC.DD

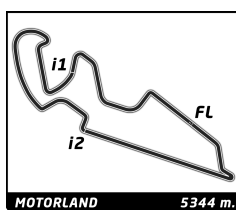

Roberto Menéndez Alvargonzález
Comisario Deportivo


Arturo Hernández Martínez
Comisario Deportivo

Timekeeper:

Alberto ESTÉBANEZ

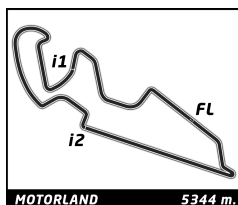




Toyota GR Cup Spain
ROUND 3 - MOTORLAND
Entrenamientos Clasificatorios 2

Best Top Speed

| No Driver | Team | Class | Top 1 | | Top 2 | | Top 3 | | Top 4 | | Top 5 | | | |
|-----------|---------------------|-----------------------------|-------|-------|-------|-------|-------|-------|-------|-------|-------|-------|-----|-------|
| | | | Kph | Lap | Kph | Lap | Kph | Lap | Kph | Lap | Kph | Lap | Avg | |
| 95 | Marco AGUILERA | EFICAR TEAM | GR | 213.9 | 7 | 212.6 | 6 | 212.2 | 4 | 211.4 | 5 | 191.2 | 2 | 208,3 |
| 14 | Ignacio RODRIGUEZ | AVIASTEC RACING | GR | 213.0 | 4 | 211.8 | 3 | 210.9 | 6 | 191.5 | 2 | 191.5 | 5 | 203,7 |
| 32 | Marcos DE DIEGO | EFICAR TEAM | GR | 212.2 | 4 | 208.9 | 6 | 197.1 | 2 | 187.8 | 5 | 183.4 | 1 | 197,9 |
| 63 | Miguel Angel ROMERO | RX PRORACING | GR | 212.2 | 3 | 211.4 | 5 | 210.9 | 6 | 168.7 | 2 | 153.8 | 4 | 191,4 |
| 13 | Joan VINYES D | EFICAR TEAM | GR | 211.8 | 4 | 210.1 | 3 | 210.1 | 6 | 175.6 | 5 | 130.4 | 2 | 187,6 |
| 64 | Jesus Luis RECUENCO | LOVA ME PRE MOTORSPORT | GR | 211.8 | 7 | 210.1 | 2 | 208.9 | 3 | 191.8 | 6 | 182.7 | 5 | 201,1 |
| 23 | Antonio ALBACETE | LOVA ME PRE MOTORSPORT | GR | 211.4 | 3 | 138.6 | 1 | 107.6 | 2 | 90.7 | 4 | | | 137,1 |
| 70 | Santiago CASTILLA | EFICAR TEAM | GR | 210.9 | 5 | 210.5 | 3 | 208.5 | 7 | 170.1 | 6 | 165.4 | 2 | 193,1 |
| 52 | Alejandro SANCHEZ | ESCUELA VASCA DE CONDUCCIÓN | GR | 210.5 | 5 | 210.1 | 4 | 209.7 | 3 | 208.9 | 2 | 208.5 | 6 | 209,5 |
| 73 | Lucas MARICONDA | RX PRORACING | GR | 210.5 | 8 | 210.1 | 3 | 210.1 | 4 | 210.1 | 6 | 210.1 | 7 | 210,2 |
| 86 | Víctor MUR | RX PRORACING | GR | 210.5 | 7 | 210.1 | 8 | 209.7 | 3 | 208.1 | 4 | 207.7 | 6 | 209,2 |
| 96 | Luis ALVAREZ | LOVA ME PRE MOTORSPORT | GR | 210.1 | 5 | 209.7 | 3 | 208.9 | 6 | 208.9 | 7 | 170.9 | 1 | 201,7 |
| 2 | Sandro PEREZ | RX PRORACING | GR | 209.7 | 2 | 209.7 | 4 | 209.3 | 6 | 209.3 | 7 | 142.9 | 1 | 196,2 |
| 8 | Jaime FONT | EFICAR TEAM | GR | 209.7 | 4 | 209.7 | 6 | 208.9 | 3 | 208.5 | 8 | 136.4 | 7 | 194,6 |



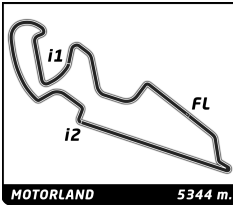
Toyota GR Cup Spain

ROUND 3 - MOTORLAND

Entrenamientos Clasificatorios 2

Best Sector Times

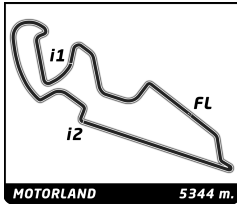
| Sector 1 | | | Sector 2 | | | Sector 3 | | | Ideal Lap | Best Lap |
|----------|----------------|--------|----------------|----------|----------------|----------|-----|----------------|-----------|---------------|
| Pos | No Driver | Time | No Driver | Time | No Driver | Time | Pos | No Driver | | |
| 1 | 70 S.CASTILLA | 36.581 | 95 M.AGUILERA | 1:00.695 | 14 I.RODRIGUEZ | 43.972 | 1 | 14 I.RODRIGUEZ | 2:21.546 | 2:21.853 (3) |
| 2 | 96 L.ALVAREZ | 36.635 | 13 J.VINYES D | 1:00.736 | 63 M.ROMERO | 44.112 | 2 | 95 M.AGUILERA | 2:21.642 | 2:21.769 (1) |
| 3 | 95 M.AGUILERA | 36.694 | 14 I.RODRIGUEZ | 1:00.850 | 23 A.ALBACETE | 44.149 | 3 | 23 A.ALBACETE | 2:21.806 | 2:21.842 (2) |
| 4 | 14 I.RODRIGUEZ | 36.724 | 23 A.ALBACETE | 1:00.928 | 70 S.CASTILLA | 44.163 | 4 | 13 J.VINYES D | 2:21.942 | 2:21.999 (4) |
| 5 | 23 A.ALBACETE | 36.729 | 63 M.ROMERO | 1:01.075 | 32 M.DE DIEGO | 44.232 | 5 | 63 M.ROMERO | 2:21.998 | 2:22.214 (5) |
| 6 | 2 S.PEREZ | 36.761 | 96 L.ALVAREZ | 1:01.127 | 95 M.AGUILERA | 44.253 | 6 | 70 S.CASTILLA | 2:22.092 | 2:22.455 (7) |
| 7 | 63 M.ROMERO | 36.811 | 73 L.MARICONDA | 1:01.187 | 13 J.VINYES D | 44.289 | 7 | 96 L.ALVAREZ | 2:22.141 | 2:22.215 (6) |
| 8 | 13 J.VINYES D | 36.917 | 32 M.DE DIEGO | 1:01.259 | 73 L.MARICONDA | 44.338 | 8 | 32 M.DE DIEGO | 2:22.511 | 2:22.511 (8) |
| 9 | 64 J.RECUENCO | 36.989 | 70 S.CASTILLA | 1:01.348 | 96 L.ALVAREZ | 44.379 | 9 | 2 S.PEREZ | 2:22.552 | 2:22.628 (9) |
| 10 | 32 M.DE DIEGO | 37.020 | 2 S.PEREZ | 1:01.355 | 2 S.PEREZ | 44.436 | 10 | 73 L.MARICONDA | 2:22.563 | 2:23.129 (10) |
| 11 | 73 L.MARICONDA | 37.038 | 8 J.FONT | 1:01.489 | 52 A.SANCHEZ | 44.542 | 11 | 8 J.FONT | 2:23.279 | 2:23.735 (12) |
| 12 | 8 J.FONT | 37.140 | 86 V.MUR | 1:01.712 | 86 V.MUR | 44.550 | 12 | 64 J.RECUENCO | 2:23.279 | 2:23.513 (11) |
| 13 | 52 A.SANCHEZ | 37.370 | 64 J.RECUENCO | 1:01.735 | 64 J.RECUENCO | 44.555 | 13 | 86 V.MUR | 2:23.653 | 2:23.806 (13) |
| 14 | 86 V.MUR | 37.391 | 52 A.SANCHEZ | 1:01.943 | 8 J.FONT | 44.650 | 14 | 52 A.SANCHEZ | 2:23.855 | 2:23.960 (14) |



Toyota GR Cup Spain
ROUND 3 - MOTORLAND
Entrenamientos Clasificatorios 2

Fastest Lap Sequence

| Elapsed | No Driver | Team | Car | Class | Time | Kph | Lap |
|-----------|-------------------------------|-----------------------------|-------------|-------|-----------------|-------|-----|
| 5:35.097 | 52 Alejandro SANCHEZ | ESCUELA VASCA DE CONDUCCIÓN | Toyota GR86 | GR | 2:27.357 | 130.6 | 2 |
| 6:16.728 | 73 Lucas MARICONDA | RX PRORACING | Toyota GR86 | GR | 2:24.651 | 133.0 | 2 |
| 7:38.088 | 64 Jesus Luis RECUENCO | LOVA ME PRE MOTORSPORT | Toyota GR86 | GR | 2:23.513 | 134.1 | 3 |
| 8:10.087 | 14 Ignacio RODRIGUEZ | AVIASTEC RACING | Toyota GR86 | GR | 2:22.254 | 135.2 | 3 |
| 8:28.066 | 63 Miguel Angel ROMERO | RX PRORACING | Toyota GR86 | GR | 2:22.214 | 135.3 | 3 |
| 8:50.096 | 23 Antonio ALBACETE | LOVA ME PRE MOTORSPORT | Toyota GR86 | GR | 2:21.842 | 135.6 | 3 |
| 18:15.989 | 95 Marco AGUILERA | EFICAR TEAM | Toyota GR86 | GR | 2:21.769 | 135.7 | 7 |



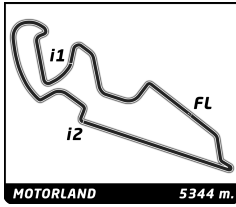
Toyota GR Cup Spain

ROUND 3 - MOTORLAND

Entrenamientos Clasificatorios 2

Sector Analysis

| — Invalidated Lap | | | | | | | ■ Personal Best | | | | | | | ■ Session Best | | | | | | | B Crossing the pit lane | | | | | | | | | | | | | | | | | | | | | | | | | | | | | | | | | | | | | | | | | |
|-------------------|---|----------|----------|----------|------|---------|-----------------|----------|----------|----------|----------|-------|----------|----------------|-----------------|----------|-----------------|---------------|-------|----------|-------------------------|-----------------|---------------|-----------------|---------------|-------|----------|---|-------------------|---------------|-----------------|---------------|-------|-----------|---|-------------------|---------------|-----------------|---------------|-------|-----------|---|-------------------|---------------|-----------------|--------|-------|-----------|---|-------------------|---------------|-----------------|---------------|-------|-----------|---|-----------------|---------------|----------|---------------|-------|-----------|
| Lap | Time | Sector 1 | Sector 2 | Sector 3 | T.Sp | Elapsed | Lap | Time | Sector 1 | Sector 2 | Sector 3 | T.Sp | Elapsed | Lap | Time | Sector 1 | Sector 2 | Sector 3 | T.Sp | Elapsed | Lap | Time | Sector 1 | Sector 2 | Sector 3 | T.Sp | Elapsed | | | | | | | | | | | | | | | | | | | | | | | | | | | | | | | | | | | |
| 2 | Sandro PEREZ ESP RX PRORACING Toyota GR86 | | | | | | 1 | 2:48.933 | 43.386 | 1:11.756 | 53.791 | 142.9 | 2:48.933 | 2 | 2:22.688 | 36.966 | 1:01.286 | 44.436 | 209.7 | 5:11.621 | 3 | 2:35.676 | 37.290 | 1:06.026 | 52.360 | 139.7 | 7:47.297 | 4 | 2:22.628 | 36.761 | 1:01.355 | 44.512 | 209.7 | 10:09.925 | 5 | 2:51.511 B | 38.606 | 1:08.311 | 1:04.594 | 105.5 | 13:01.436 | 6 | 6:34.137 | 4:46.341 | 1:02.351 | 45.445 | 209.3 | 19:35.573 | 7 | 2:23.172 | 37.175 | 1:01.528 | 44.469 | 209.3 | 21:58.745 | | | | | | | |
| 52 | Alejandro SANCHEZ ESP ESCUELA VASCA DE CONDUCCIÓN Toyota GR86 | | | | | | 1 | 3:07.740 | 56.061 | 1:17.920 | 53.759 | 149.6 | 3:07.740 | 2 | 2:27.357 | 39.389 | 1:02.980 | 44.988 | 208.9 | 5:35.097 | 3 | 2:24.081 | 37.562 | 1:01.943 | 44.576 | 209.7 | 7:59.178 | 4 | 2:23.960 | 37.370 | 1:02.048 | 44.542 | 210.1 | 10:23.138 | 5 | 2:24.747 | 37.482 | 1:02.310 | 44.955 | 210.5 | 12:47.885 | 6 | 2:24.889 | 37.421 | 1:02.208 | 45.260 | 208.5 | 15:12.774 | 7 | 2:35.949 B | 37.494 | 1:04.012 | 54.443 | 200.0 | 17:48.723 | | | | | | | |
| 8 | Jaime FONT ESP EFICAR TEAM Toyota GR86 | | | | | | 1 | 3:47.220 | 1:17.523 | 1:24.251 | 1:05.446 | 113.2 | 3:47.220 | 2 | 2:49.163 | 43.174 | 1:08.255 | 57.734 | 115.5 | 6:36.383 | 3 | 2:24.092 | 37.231 | 1:01.778 | 45.083 | 208.9 | 9:00.475 | 4 | 2:23.630 | 37.169 | 1:01.489 | 44.972 | 209.7 | 11:24.105 | 5 | 2:47.455 | 37.140 | 1:09.503 | 1:00.812 | 112.9 | 14:11.560 | 6 | 2:23.735 | 37.246 | 1:01.770 | 44.719 | 209.7 | 16:35.295 | 7 | 2:39.612 | 42.114 | 1:04.911 | 52.587 | 136.4 | 19:14.907 | 8 | 2:23.779 | 37.509 | 1:01.620 | 44.650 | 208.5 | 21:38.686 |
| 63 | Miguel Angel ROMERO ESP RX PRORACING Toyota GR86 | | | | | | 1 | 3:34.149 | 1:20.124 | 1:13.576 | 1:00.449 | 125.1 | 3:34.149 | 2 | 2:31.703 | 40.102 | 1:02.687 | 48.914 | 168.7 | 6:05.852 | 3 | 2:22.214 | 36.811 | 1:01.291 | 44.112 | 212.2 | 8:28.066 | 4 | 3:04.569 B | 45.577 | 1:16.902 | 1:02.090 | 153.8 | 11:32.635 | 5 | 4:53.378 | 3:05.230 | 1:02.047 | 46.101 | 211.4 | 16:26.013 | 6 | 2:28.169 | 38.154 | 1:04.785 | 45.230 | 210.9 | 18:54.182 | | | | | | | | | | | | | | |
| 64 | Jesus Luis RECUENCO ESP LOVA ME PRE MOTORSPORT Toyota GR86 | | | | | | 1 | 2:50.188 | 47.137 | 1:08.840 | 54.211 | 143.8 | 2:50.188 | 2 | 2:24.387 | 37.188 | 1:02.274 | 44.925 | 210.1 | 5:14.575 | 3 | 2:23.513 | 37.018 | 1:01.735 | 44.760 | 208.9 | 7:38.088 | 4 | 2:50.478 | 38.974 | 1:13.069 | 58.435 | 131.1 | 10:28.566 | 5 | 2:53.497 | 51.054 | 1:14.313 | 48.130 | 182.7 | 13:22.063 | 6 | 2:29.412 | 36.989 | 1:05.731 | 46.692 | 191.8 | 15:51.475 | 7 | 2:26.625 | 37.616 | 1:04.454 | 44.555 | 211.8 | 18:18.100 | 8 | 2:26.811 | 37.256 | 1:02.222 | 47.333 | 173.4 | 20:44.911 |
| 13 | Joan VINYES D AND EFICAR TEAM Toyota GR86 | | | | | | 1 | 4:15.654 | 1:56.216 | 1:12.490 | 1:06.948 | 92.9 | 4:15.654 | 2 | 2:39.648 | 38.462 | 1:03.086 | 58.100 | 130.4 | 6:55.302 | 3 | 2:22.562 | 37.099 | 1:01.120 | 44.343 | 210.1 | 9:17.864 | 4 | 2:21.999 | 36.974 | 1:00.736 | 44.289 | 211.8 | 11:39.863 | 5 | 2:52.206 | 47.847 | 1:14.238 | 50.121 | 175.6 | 14:32.069 | 6 | 2:31.511 B | 36.917 | 1:00.761 | 53.833 | 210.1 | 17:03.580 | | | | | | | | | | | | | | |
| 14 | Ignacio RODRIGUEZ ESP AVIASTEC RACING Toyota GR86 | | | | | | 1 | 3:04.174 | 46.662 | 1:23.923 | 53.589 | 166.7 | 3:04.174 | 2 | 2:43.659 | 48.724 | 1:08.118 | 46.817 | 191.5 | 5:47.833 | 3 | 2:22.254 | 37.128 | 1:00.850 | 44.276 | 211.8 | 8:10.087 | 4 | 2:21.853 | 36.724 | 1:01.157 | 43.972 | 213.0 | 10:31.940 | 5 | 2:46.511 | 45.973 | 1:12.468 | 48.070 | 191.5 | 13:18.451 | 6 | 2:22.260 | 36.741 | 1:01.389 | 44.130 | 210.9 | 15:40.711 | 7 | 3:00.198 B | 47.375 | 1:15.219 | 57.604 | 164.6 | 18:40.909 | | | | | | | |
| 70 | Santiago CASTILLA ESP EFICAR TEAM Toyota GR86 | | | | | | 1 | 3:05.824 | 55.291 | 1:17.585 | 52.948 | 157.0 | 3:05.824 | 2 | 2:34.762 | 40.578 | 1:02.879 | 51.305 | 165.4 | 5:40.586 | 3 | 2:23.619 | 37.335 | 1:01.824 | 44.460 | 210.5 | 8:04.205 | 4 | 2:31.170 | 37.443 | 1:03.980 | 49.747 | 149.2 | 10:35.375 | 5 | 2:22.455 | 36.944 | 1:01.348 | 44.163 | 210.9 | 12:57.830 | 6 | 2:26.386 | 36.581 | 1:02.052 | 47.753 | 170.1 | 15:24.216 | 7 | 2:25.845 | 37.040 | 1:03.224 | 45.581 | 208.5 | 17:50.061 | | | | | | | |
| 23 | Antonio ALBACETE ESP LOVA ME PRE MOTORSPORT Toyota GR86 | | | | | | 1 | 3:39.236 | 1:25.705 | 1:19.497 | 54.034 | 138.6 | 3:39.236 | 2 | 2:49.018 | 43.654 | 1:06.293 | 59.071 | 107.6 | 6:28.254 | 3 | 2:21.842 | 36.765 | 1:00.928 | 44.149 | 211.4 | 8:50.096 | 4 | 2:52.128 B | 36.729 | 1:06.563 | 1:08.836 | 90.7 | 11:42.224 | | | | | | | | | | | | | | | | | | | | | | | | | | | | |
| 32 | Marcos DE DIEGO ESP EFICAR TEAM Toyota GR86 | | | | | | 1 | 3:12.940 | 1:04.586 | 1:14.764 | 53.590 | 183.4 | 3:12.940 | 2 | 2:45.359 | 42.465 | 1:11.976 | 50.918 | 197.1 | 5:58.299 | 3 | 2:52.595 | 41.758 | 1:14.447 | 56.390 | 145.6 | 8:50.894 | 4 | 2:22.511 | 37.020 | 1:01.259 | 44.232 | 212.2 | 11:13.405 | 5 | 2:29.569 | 37.546 | 1:03.988 | 48.035 | 187.8 | 13:42.974 | 6 | 2:26.283 | 37.385 | 1:02.522 | 46.376 | 208.9 | 16:09.257 | | | | | | | | | | | | | | |
| 73 | Lucas MARICONDA ESP RX PRORACING Toyota GR86 | | | | | | 1 | 3:52.077 | 1:43.399 | 1:07.492 | 1:01.186 | 111.5 | 3:52.077 | 2 | 2:24.651 | 37.784 | 1:02.330 | 44.537 | 209.7 | 6:16.728 | 3 | 2:23.129 | 37.138 | 1:01.653 | 44.338 | 210.1 | 8:39.857 | 4 | 2:29.461 B | 36.928 | 1:03.348 | 49.185 | 210.1 | 11:09.318 | 5 | 3:46.702 | 1:59.578 | 1:02.208 | 44.916 | 209.3 | 14:56.020 | 6 | 2:23.364 | 37.038 | 1:01.187 | 45.139 | 210.1 | 17:19.384 | 7 | 2:24.029 | 37.228 | 1:02.096 | 44.705 | 210.1 | 19:43.413 | 8 | 2:23.148 | 37.017 | 1:01.640 | 44.491 | 210.5 | 22:06.561 |
| 86 | Victor MUR ESP RX PRORACING Toyota GR86 | | | | | | 1 | 3:34.946 | 1:18.425 | 1:16.065 | 1:00.456 | 123.7 | 3:34.946 | 2 | 2:32.944 | 39.884 | 1:03.164 | 49.896 | 180.3 | 6:07.890 | 3 | 2:24.293 | 37.391 | 1:02.352 | 44.550 | 209.7 | 8:32.183 | | | | | | | | | | | | | | | | | | | | | | | | | | | | | | | | | | | |



Toyota GR Cup Spain
ROUND 3 - MOTORLAND
Entrenamientos Clasificatorios 2

Sector Analysis

— Invalidated Lap ■ Personal Best ■ Session Best B Crossing the pit lane

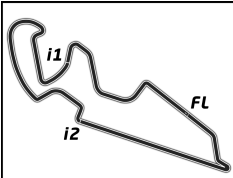
| Lap | Time | Sector 1 | Sector 2 | Sector 3 | T.Spd | Elapsed | Lap | Time | Sector 1 | Sector 2 | Sector 3 | T.Spd | Elapsed |
|-----|-------------------|----------|-----------------|----------|-------|-----------|-----|------|----------|----------|----------|-------|---------|
| 4 | 2:24.586 | 37.536 | 1:02.088 | 44.962 | 208.1 | 10:56.769 | | | | | | | |
| 5 | 2:36.029 B | 37.491 | 1:03.301 | 55.237 | 163.9 | 13:32.798 | | | | | | | |
| 6 | 3:34.659 | 1:44.468 | 1:05.118 | 45.073 | 207.7 | 17:07.457 | | | | | | | |
| 7 | 2:28.818 | 40.841 | 1:02.704 | 45.273 | 210.5 | 19:36.275 | | | | | | | |
| 8 | 2:23.806 | 37.531 | 1:01.712 | 44.563 | 210.1 | 22:00.081 | | | | | | | |

95 **Marco AGUILERA** ESP
 EFICAR TEAM Toyota GR86

| | | | | | | |
|---|-----------------|---------------|-----------------|---------------|-------|-----------|
| 1 | 3:02.363 | 54.606 | 1:16.958 | 50.799 | 175.0 | 3:02.363 |
| 2 | 2:56.342 | 54.368 | 1:13.022 | 48.952 | 191.2 | 5:58.705 |
| 3 | 2:48.434 | 38.357 | 1:14.635 | 55.442 | 132.5 | 8:47.139 |
| 4 | <u>2:21.838</u> | <u>36.686</u> | 1:00.870 | 44.282 | 212.2 | 11:08.977 |
| 5 | 2:23.006 | 36.823 | 1:00.810 | 45.373 | 211.4 | 13:31.983 |
| 6 | 2:22.237 | 36.694 | 1:01.266 | 44.277 | 212.6 | 15:54.220 |
| 7 | 2:21.769 | 36.821 | 1:00.695 | 44.253 | 213.9 | 18:15.989 |
| 8 | 3:22.201 B | 43.672 | 1:15.920 | 1:22.609 | 100.0 | 21:38.190 |

96 **Luis ALVAREZ** ESP
 LOVA ME PRE MOTORSPORT Toyota GR86



| | | | | | | |
|---|-----------------|---------------|-----------------|---------------|-------|-----------|
| 1 | 3:02.714 | 55.013 | 1:16.986 | 50.715 | 170.9 | 3:02.714 |
| 2 | 2:56.781 | 45.589 | 1:20.213 | 50.979 | 162.4 | 5:59.495 |
| 3 | 2:22.437 | 36.748 | 1:01.310 | 44.379 | 209.7 | 8:21.932 |
| 4 | 2:28.552 | 37.078 | 1:03.629 | 47.845 | 168.0 | 10:50.484 |
| 5 | 2:22.215 | 36.635 | 1:01.127 | 44.453 | 210.1 | 13:12.699 |
| 6 | <u>2:35.536</u> | <u>37.162</u> | 1:13.245 | 45.129 | 208.9 | 15:48.235 |
| 7 | <u>2:27.524</u> | <u>37.190</u> | 1:05.437 | 44.897 | 208.9 | 18:15.759 |

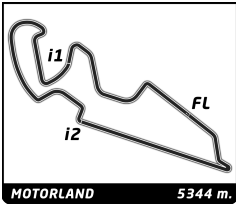


MOTORLAND 5344 m.

Toyota GR Cup Spain
ROUND 3 - MOTORLAND
Entrenamientos Clasificatorios 2

Flag Analysis

| | Flag | Time |
|---|----------------|--------------|
|  | GREEN FLAG | 09:35:00.000 |
|  | CHEQUERED FLAG | 09:55:00.000 |



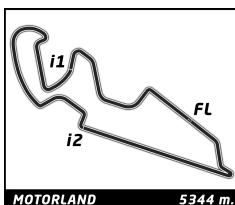
Provisional Race Director Report

| Hour | Flag | Message |
|------|------|---------|
|------|------|---------|

Published at:

Race Director:
David RODRIGUEZ

Timekeeper:
Alberto ESTEBANEZ




Toyota GR Cup Spain
ROUND 3 - MOTORLAND
Entrenamientos Clasificatorios 2

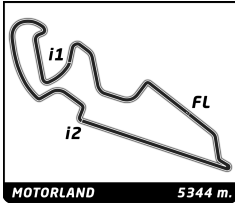
Track Limits Analysis

| No | Driver | Team | T.L. Nr | Camera | Lap | Time |
|----|---------------------|-----------------------------|---------|---------|-----|-----------------------------|
| 2 | Sandro PEREZ | RX PRORACING | 1 | Turn 12 | 2 | 09:39:12.552 |
| 2 | Sandro PEREZ | RX PRORACING | 2 | Turn 1 | 3 | 09:40:22.821 |
| 2 | Sandro PEREZ | RX PRORACING | 3 | Turn 1 | 5 | 09:45:21.138 |
| | | | | | | Total Infractions: 3 |
| 8 | Jaime FONT | EFICAR TEAM | 1 | Turn 5 | 4 | 09:44:35.737 |
| 8 | Jaime FONT | EFICAR TEAM | 2 | Turn 1 | 7 | 09:51:46.334 |
| | | | | | | Total Infractions: 2 |
| 13 | Joan VINYES D | EFICAR TEAM | 1 | Turn 7 | 2 | 09:40:05.102 |
| 13 | Joan VINYES D | EFICAR TEAM | 2 | Turn 12 | 3 | 09:43:18.686 |
| | | | | | | Total Infractions: 2 |
| 14 | Ignacio RODRIGUEZ | AVIASTEC RACING | 1 | Turn 1 | 5 | 09:45:42.730 |
| | | | | | | Total Infractions: 1 |
| 32 | Marcos DE DIEGO | EFICAR TEAM | 1 | Turn 1 | 5 | 09:46:24.613 |
| | | | | | | Total Infractions: 1 |
| 52 | Alejandro SANCHEZ | ESCUELA VASCA DE CONDUCCIÓN | 1 | Turn 12 | 6 | 09:49:11.678 |
| 52 | Alejandro SANCHEZ | ESCUELA VASCA DE CONDUCCIÓN | 2 | Turn 1 | 7 | 09:50:24.080 |
| 52 | Alejandro SANCHEZ | ESCUELA VASCA DE CONDUCCIÓN | 3 | Turn 12 | 7 | 09:51:36.748 |
| | | | | | | Total Infractions: 2 |
| 63 | Miguel Angel ROMERO | RX PRORACING | 1 | Turn 1 | 4 | 09:43:39.142 |
| 63 | Miguel Angel ROMERO | RX PRORACING | 2 | Turn 1 | 6 | 09:51:37.657 |
| | | | | | | Total Infractions: 2 |
| 64 | Jesus Luis RECUENCO | LOVA ME PRE MOTORSPORT | 1 | Turn 12 | 2 | 09:39:14.494 |
| 64 | Jesus Luis RECUENCO | LOVA ME PRE MOTORSPORT | 2 | Turn 1 | 4 | 09:42:49.201 |
| | | | | | | Total Infractions: 2 |
| 70 | Santiago CASTILLA | EFICAR TEAM | 1 | Turn 5 | 4 | 09:43:38.378 |
| 70 | Santiago CASTILLA | EFICAR TEAM | 2 | Turn 9 | 8 | 09:53:52.078 |
| | | | | | | Total Infractions: 2 |
| 73 | Lucas MARICONDA | RX PRORACING | 1 | Turn 5 | 4 | 09:44:14.513 |
| 73 | Lucas MARICONDA | RX PRORACING | 2 | Turn 5 | 7 | 09:52:54.337 |
| 73 | Lucas MARICONDA | RX PRORACING | 3 | Turn 5 | 8 | 09:55:18.183 |
| | | | | | | Total Infractions: 3 |
| 86 | Víctor MUR | RX PRORACING | 1 | Turn 5 | 5 | 09:46:31.852 |
| | | | | | | Total Infractions: 1 |
| 95 | Marco AGUILERA | EFICAR TEAM | 1 | Turn 1 | 4 | 09:43:58.403 |
| | | | | | | Total Infractions: 1 |
| 96 | Luis ALVAREZ | LOVA ME PRE MOTORSPORT | 1 | Turn 5 | 6 | 09:48:47.386 |
| 96 | Luis ALVAREZ | LOVA ME PRE MOTORSPORT | 2 | Turn 5 | 7 | 09:51:22.968 |
| | | | | | | Total Infractions: 2 |


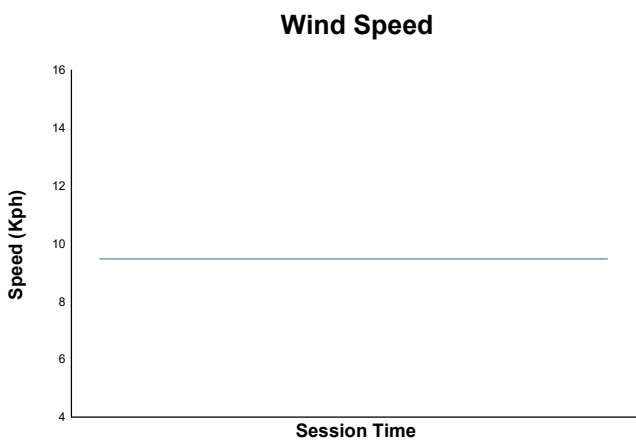
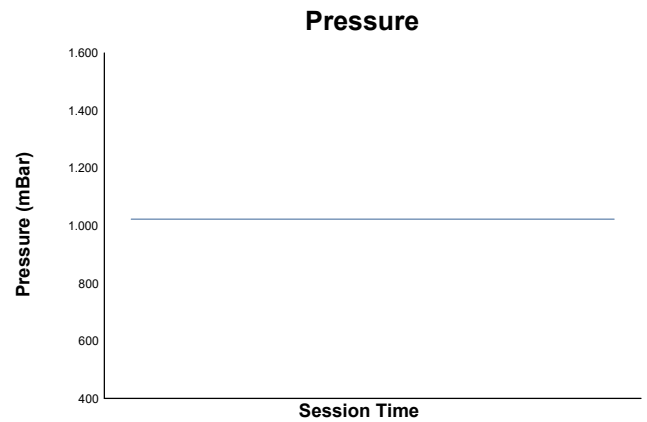
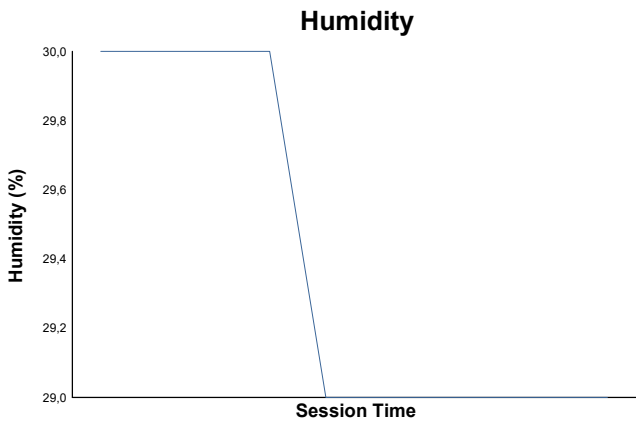
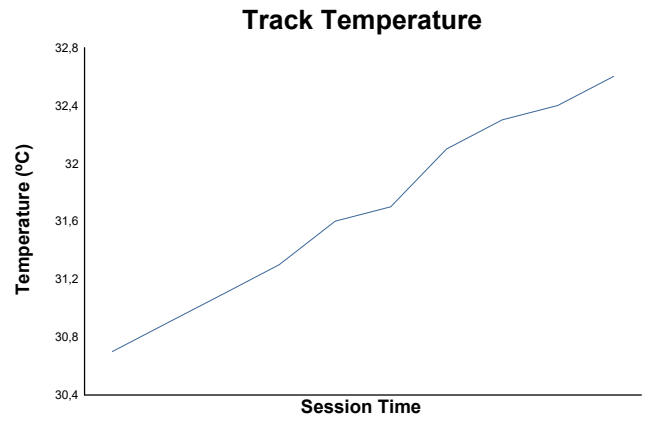
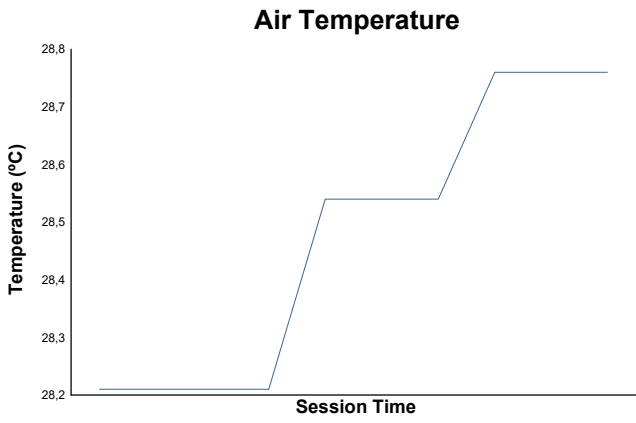
TOTAL TRACK LIMITS: 25



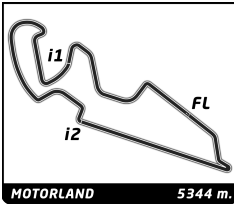
Published at:



ROUND 3 - MOTORLAND
 Toyota GR Cup Spain
 Entrenamientos Clasificatorios 2
 Weather Report



Track Status: **DRY**



Toyota GR Cup Spain
ROUND 3 - MOTORLAND
Carrera 2 (25 Minutes +1 Lap)

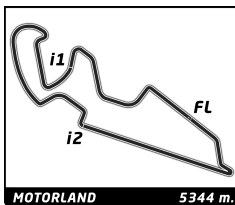
Final Starting Grid

| | | | | | | | |
|--|------------------------|----|-------|----|-----------------------------|-------------------|----------|
| 2:23.806 Víctor MUR | RX PRORACING | 86 | - 7 - | 52 | ESCUELA VASCA DE CONDUCCIÓN | Alejandro SANCHEZ | 2:23.960 |
| 2:23.513 Jesus Luis RECUENCO | LOVA ME PRE MOTORSPORT | 64 | - 6 - | 8 | EFICAR TEAM | Jaime FONT | 2:23.735 |
| 2:22.628 Sandro PEREZ | RX PRORACING | 2 | - 5 - | 73 | RX PRORACING | Lucas MARICONDA | 2:23.129 |
| 2:22.455 Santiago CASTILLA | EFICAR TEAM | 70 | - 4 - | 32 | EFICAR TEAM | Marcos DE DIEGO | 2:22.511 |
| 2:22.214 Miguel Angel ROMERO | RX PRORACING | 63 | - 3 - | 96 | LOVA ME PRE MOTORSPORT | Luis ALVAREZ | 2:22.215 |
| 2:21.853 Ignacio RODRIGUEZ | AVIASTEC RACING | 14 | - 2 - | 13 | EFICAR TEAM | Joan VINYES D | 2:21.999 |
| 2:21.769 Marco AGUILERA | EFICAR TEAM | 95 | - 1 - | 23 | LOVA ME PRE MOTORSPORT | Antonio ALBACETE | 2:21.842 |



Published at:

| | | | | | | | | | | | |
|---|--|--|--|--|--|---|--|--|--|--|--|
| Stewards:  Wladimir Pastuschuk Estepa Presidente CC.DD | | |  Roberto Menéndez Alvargonzález Comisario Deportivo | | |  Arturo Hernández Martínez Comisario Deportivo | | | Timekeeper: Alberto ESTÉBANEZ  | | |
|---|--|--|--|--|--|---|--|--|--|--|--|



Toyota GR Cup Spain
ROUND 3 - MOTORLAND
Carrera 2 (25 Minutes +1 Lap)

Final Classification

| No | Driver | Nat | Team | Car | Cl. | Laps | Total Time | Gap | Kph | Best Lap | | |
|----|------------------------|-----|-----------------------------|-------------|-----|------|------------|---------|-------|----------|----------|-------|
| | | | | | | | | | | Lap | Time | Kph |
| 1 | 13 Joan VINYES D | AND | EFICAR TEAM | Toyota GR86 | GR | 12 | 29:05.577 | - | 132.3 | 5 | 2:24.388 | 133.2 |
| 2 | 63 Miguel Angel ROMERO | ESP | RX PRORACING | Toyota GR86 | GR | 12 | 29:08.828 | +3.251 | 132.0 | 8 | 2:24.856 | 132.8 |
| 3 | 14 Ignacio RODRIGUEZ | ESP | AVIASTEC RACING | Toyota GR86 | GR | 12 | 29:09.991 | +4.414 | 131.9 | 9 | 2:24.703 | 133.0 |
| 4 | 95 Marco AGUILERA | ESP | EFICAR TEAM | Toyota GR86 | GR | 12 | 29:10.388 | +4.811 | 131.9 | 6 | 2:24.761 | 132.9 |
| 5 | 23 Antonio ALBACETE | ESP | LOVA ME PRE MOTORSPORT | Toyota GR86 | GR | 12 | 29:13.634 | +8.057 | 131.6 | 6 | 2:25.303 | 132.4 |
| 6 | 96 Luis ALVAREZ | ESP | LOVA ME PRE MOTORSPORT | Toyota GR86 | GR | 12 | 29:18.631 | +13.054 | 131.3 | 5 | 2:25.161 | 132.5 |
| 7 | 32 Marcos DE DIEGO | ESP | EFICAR TEAM | Toyota GR86 | GR | 12 | 29:22.307 | +16.730 | 131.0 | 9 | 2:25.205 | 132.5 |
| 8 | 64 Jesus Luis RECUENCO | ESP | LOVA ME PRE MOTORSPORT | Toyota GR86 | GR | 12 | 29:23.734 | +18.157 | 130.9 | 8 | 2:25.707 | 132.0 |
| 9 | 70 Santiago CASTILLA | ESP | EFICAR TEAM | Toyota GR86 | GR | 12 | 29:27.716 | +22.139 | 130.6 | 5 | 2:24.974 | 132.7 |
| 10 | 73 Lucas MARICONDA | ESP | RX PRORACING | Toyota GR86 | GR | 12 | 29:29.325 | +23.748 | 130.5 | 6 | 2:26.379 | 131.4 |
| 11 | 8 Jaime FONT | ESP | EFICAR TEAM | Toyota GR86 | GR | 12 | 29:30.739 | +25.162 | 130.4 | 10 | 2:25.980 | 131.8 |
| 12 | 86 Víctor MUR | ESP | RX PRORACING | Toyota GR86 | GR | 12 | 29:33.626 | +28.049 | 130.2 | 8 | 2:26.283 | 131.5 |
| 13 | 2 Sandro PEREZ | ESP | RX PRORACING | Toyota GR86 | GR | 12 | 29:37.495 | +31.918 | 129.9 | 4 | 2:25.668 | 132.1 |
| 14 | 52 Alejandro SANCHEZ | ESP | ESCUELA VASCA DE CONDUCCIÓN | Toyota GR86 | GR | 9 | 22:53.144 | 3 Laps | 126.1 | 3 | 2:26.042 | 131.7 |

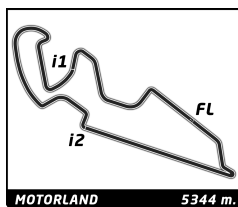
| | | | |
|-----------------------|-----------------------|----------|-----------|
| Pole Position: | Marco AGUILERA | 2:21.769 | 135.7 Kph |
| Fastest Lap: | Lap5 Joan VINYES D | 2:24.388 | 133.2 Kph |

CAR #2 - TIME PENALTY OF 5 + 10 SECONDS - TRACK LIMITS
CAR #52 - TIME PENALTY OF 5 + 10 + 15 SECONDS - TRACK LIMITS

Published at:

Track Status: **DRY**

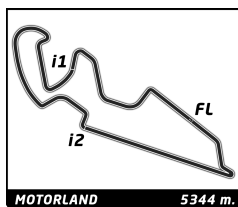
| | | | | |
|------------------|---|--|---|--|
| Stewards: |  Wladimir Pastuschuk Estepa Presidente CC.DD |  Roberto Menéndez Alvargonzález Comisario Deportivo |  Arturo Hernández Martínez Comisario Deportivo | Timekeeper: Alberto ESTÉBANEZ  |
|------------------|---|--|---|--|



Toyota GR Cup Spain
ROUND 3 - MOTORLAND
Carrera 2

Best Sector Times

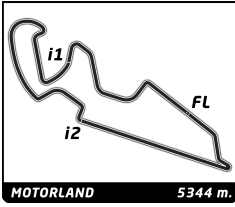
| Sector 1 | | | Sector 2 | | | Sector 3 | | | Ideal Lap | Best Lap |
|----------|----------------|--------|----------------|----------|----------------|----------|-----|----------------|-----------|---------------|
| Pos | No Driver | Time | No Driver | Time | No Driver | Time | Pos | No Driver | | |
| 1 | 13 J.VINYES D | 37.130 | 13 J.VINYES D | 1:01.729 | 14 I.RODRIGUEZ | 44.903 | 1 | 13 J.VINYES D | 2:23.941 | 2:24.388 (1) |
| 2 | 95 M.AGUILERA | 37.207 | 95 M.AGUILERA | 1:01.904 | 70 S.CASTILLA | 44.960 | 2 | 95 M.AGUILERA | 2:24.410 | 2:24.761 (3) |
| 3 | 63 M.ROMERO | 37.237 | 23 A.ALBACETE | 1:02.196 | 63 M.ROMERO | 44.995 | 3 | 63 M.ROMERO | 2:24.589 | 2:24.856 (4) |
| 4 | 70 S.CASTILLA | 37.408 | 96 L.ALVAREZ | 1:02.226 | 23 A.ALBACETE | 45.038 | 4 | 14 I.RODRIGUEZ | 2:24.652 | 2:24.703 (2) |
| 5 | 96 L.ALVAREZ | 37.446 | 14 I.RODRIGUEZ | 1:02.296 | 32 M.DE DIEGO | 45.069 | 5 | 23 A.ALBACETE | 2:24.778 | 2:25.303 (8) |
| 6 | 14 I.RODRIGUEZ | 37.453 | 63 M.ROMERO | 1:02.357 | 13 J.VINYES D | 45.082 | 6 | 70 S.CASTILLA | 2:24.867 | 2:24.974 (5) |
| 7 | 8 J.FONT | 37.480 | 32 M.DE DIEGO | 1:02.386 | 2 S.PEREZ | 45.290 | 7 | 32 M.DE DIEGO | 2:25.002 | 2:25.205 (7) |
| 8 | 64 J.RECUENCO | 37.513 | 2 S.PEREZ | 1:02.473 | 95 M.AGUILERA | 45.299 | 8 | 96 L.ALVAREZ | 2:25.100 | 2:25.161 (6) |
| 9 | 23 A.ALBACETE | 37.544 | 70 S.CASTILLA | 1:02.499 | 52 A.SANCHEZ | 45.360 | 9 | 2 S.PEREZ | 2:25.328 | 2:25.668 (9) |
| 10 | 32 M.DE DIEGO | 37.547 | 64 J.RECUENCO | 1:02.513 | 64 J.RECUENCO | 45.381 | 10 | 64 J.RECUENCO | 2:25.407 | 2:25.707 (10) |
| 11 | 2 S.PEREZ | 37.565 | 8 J.FONT | 1:02.664 | 86 V.MUR | 45.382 | 11 | 8 J.FONT | 2:25.628 | 2:25.980 (11) |
| 12 | 86 V.MUR | 37.752 | 73 L.MARICONDA | 1:02.693 | 96 L.ALVAREZ | 45.428 | 12 | 86 V.MUR | 2:25.838 | 2:26.283 (13) |
| 13 | 73 L.MARICONDA | 37.849 | 86 V.MUR | 1:02.704 | 8 J.FONT | 45.484 | 13 | 52 A.SANCHEZ | 2:25.980 | 2:26.042 (12) |
| 14 | 52 A.SANCHEZ | 37.866 | 52 A.SANCHEZ | 1:02.754 | 73 L.MARICONDA | 45.607 | 14 | 73 L.MARICONDA | 2:26.149 | 2:26.379 (14) |



Toyota GR Cup Spain
ROUND 3 - MOTORLAND
Carrera 2

Best Top Speed

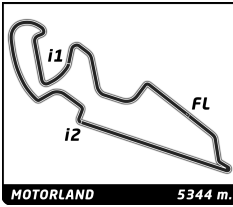
| No Driver | Team | Class | Top 1 | | Top 2 | | Top 3 | | Top 4 | | Top 5 | | |
|------------------------|-----------------------------|-------|-------|-----|-------|-----|-------|-----|-------|-----|-------|-----|-------|
| | | | Kph | Lap | Kph | Lap | Kph | Lap | Kph | Lap | Kph | Lap | Avg |
| 63 Miguel Angel ROMERO | RX PRORACING | GR | 210.1 | 6 | 209.3 | 4 | 208.5 | 2 | 208.1 | 5 | 207.7 | 3 | 208,7 |
| 13 Joan VINYES D | EFICAR TEAM | GR | 209.3 | 3 | 206.9 | 4 | 206.9 | 1 | 206.1 | 5 | 205.7 | 6 | 207,0 |
| 70 Santiago CASTILLA | EFICAR TEAM | GR | 209.3 | 2 | 207.7 | 3 | 207.3 | 6 | 207.3 | 5 | 206.9 | 4 | 207,7 |
| 14 Ignacio RODRIGUEZ | AVIASTEC RACING | GR | 208.9 | 12 | 208.5 | 9 | 208.5 | 3 | 208.1 | 8 | 208.1 | 4 | 208,4 |
| 52 Alejandro SANCHEZ | ESCUELA VASCA DE CONDUCCIÓN | GR | 208.1 | 3 | 206.9 | 4 | 206.5 | 2 | 206.5 | 6 | 205.3 | 1 | 206,7 |
| 32 Marcos DE DIEGO | EFICAR TEAM | GR | 207.7 | 5 | 207.3 | 8 | 207.3 | 3 | 206.9 | 4 | 206.5 | 9 | 207,1 |
| 64 Jesus Luis RECUENCO | LOVA ME PRE MOTORSPORT | GR | 207.7 | 2 | 206.1 | 3 | 204.2 | 12 | 203.8 | 8 | 203.8 | 1 | 205,1 |
| 2 Sandro PEREZ | RX PRORACING | GR | 207.3 | 4 | 206.5 | 3 | 204.9 | 1 | 204.5 | 6 | 204.5 | 5 | 205,5 |
| 8 Jaime FONT | EFICAR TEAM | GR | 206.9 | 8 | 206.5 | 12 | 206.1 | 5 | 205.7 | 3 | 205.3 | 4 | 206,1 |
| 23 Antonio ALBACETE | LOVA ME PRE MOTORSPORT | GR | 206.5 | 3 | 206.5 | 1 | 205.7 | 12 | 205.7 | 5 | 205.3 | 11 | 205,9 |
| 96 Luis ALVAREZ | LOVA ME PRE MOTORSPORT | GR | 206.5 | 7 | 206.1 | 3 | 205.3 | 2 | 204.9 | 1 | 204.2 | 12 | 205,4 |
| 73 Lucas MARICONDA | RX PRORACING | GR | 206.1 | 2 | 205.3 | 4 | 205.3 | 3 | 203.8 | 12 | 203.8 | 7 | 204,9 |
| 86 Víctor MUR | RX PRORACING | GR | 204.5 | 8 | 203.0 | 9 | 202.6 | 2 | 202.6 | 1 | 202.2 | 3 | 203,0 |
| 95 Marco AGUILERA | EFICAR TEAM | GR | 204.5 | 9 | 204.2 | 3 | 203.8 | 5 | 203.8 | 4 | 203.8 | 2 | 204,0 |



Toyota GR Cup Spain
ROUND 3 - MOTORLAND
Carrera 2

Lap Chart

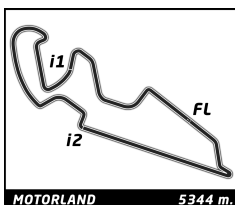
| No | Pos | Grid | Lap | | | | | | | | | | | |
|----|-----------|------|-----|----|----|----|----|----|----|----|----|----|----|----|
| | | | 1 | 2 | 3 | 4 | 5 | 6 | 7 | 8 | 9 | 10 | 11 | 12 |
| 95 | 1 | 95 | 95 | 95 | 95 | 95 | 95 | 95 | 13 | 13 | 13 | 13 | 13 | 13 |
| 23 | 2 | 23 | 23 | 23 | 23 | 23 | 13 | 13 | 95 | 95 | 95 | 95 | 95 | 63 |
| 14 | 3 | 14 | 14 | 13 | 13 | 13 | 23 | 23 | 63 | 63 | 63 | 63 | 63 | 14 |
| 13 | 4 | 13 | 13 | 63 | 63 | 63 | 63 | 63 | 14 | 14 | 14 | 14 | 14 | 95 |
| 63 | 5 | 63 | 63 | 14 | 14 | 14 | 14 | 14 | 23 | 23 | 23 | 23 | 23 | 23 |
| 96 | 6 | 96 | 70 | 70 | 70 | 70 | 70 | 70 | 70 | 70 | 70 | 70 | 96 | 96 |
| 70 | 7 | 70 | 96 | 96 | 96 | 96 | 96 | 96 | 96 | 96 | 96 | 96 | 32 | 32 |
| 32 | 8 | 32 | 32 | 2 | 2 | 2 | 2 | 2 | 32 | 32 | 32 | 32 | 2 | 2 |
| 2 | 9 | 2 | 2 | 2 | 32 | 32 | 32 | 32 | 2 | 2 | 2 | 2 | 64 | 64 |
| 73 | 10 | 73 | 73 | 73 | 73 | 64 | 64 | 64 | 64 | 64 | 64 | 64 | 70 | 70 |
| 64 | 11 | 64 | 64 | 64 | 64 | 52 | 73 | 73 | 73 | 73 | 73 | 73 | 73 | 73 |
| 8 | 12 | 8 | 52 | 52 | 52 | 73 | 52 | 52 | 52 | 8 | 8 | 8 | 8 | 8 |
| 86 | 13 | 86 | 8 | 8 | 8 | 8 | 8 | 8 | 8 | 8 | 86 | 86 | 86 | 86 |
| 52 | 14 | 52 | 86 | 86 | 86 | 86 | 86 | 86 | 86 | 86 | 52 | | | |



Toyota GR Cup Spain
ROUND 3 - MOTORLAND
Carrera 2

Fastest Lap Sequence

| Elapsed | No Driver | Team | Car | Class | Time | Kph | Lap |
|-----------|----------------------------|------------------------|-------------|-------|-----------------|-------|-----|
| 4:56.095 | 23 Antonio ALBACETE | LOVA ME PRE MOTORSPORT | Toyota GR86 | GR | 2:26.075 | 131.7 | 2 |
| 7:20.459 | 95 Marco AGUILERA | EFICAR TEAM | Toyota GR86 | GR | 2:25.050 | 132.6 | 3 |
| 9:45.366 | 95 Marco AGUILERA | EFICAR TEAM | Toyota GR86 | GR | 2:24.907 | 132.8 | 4 |
| 12:10.144 | 95 Marco AGUILERA | EFICAR TEAM | Toyota GR86 | GR | 2:24.778 | 132.9 | 5 |
| 12:11.283 | 13 Joan VINYES D | EFICAR TEAM | Toyota GR86 | GR | 2:24.388 | 133.2 | 5 |

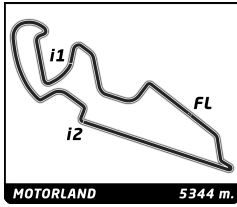


Toyota GR Cup Spain
ROUND 3 - MOTORLAND
Carrera 2

Analysis by lap

Lapped ■

| No | Lap Time | Gap | No | Lap Time | Gap | No | Lap Time | Gap | No | Lap Time | Gap | No | Lap Time | Gap |
|--------------|----------|--------|--------------|----------|--------|---------------|----------|--------|---------------|----------|--------|----|----------|-----|
| Lap 1 | | | 96 | 2:25.720 | 5.178 | Lap 8 | | | 2 | 2:28.084 | 13.890 | | | |
| 95 | 2:29.786 | 0.000 | 2 | 2:25.668 | 5.524 | 13 | 2:24.633 | | 64 | 2:26.103 | 17.000 | | | |
| 23 | 2:30.020 | 0.234 | 32 | 2:25.686 | 6.260 | 95 | 2:25.282 | 0.929 | 70 | 2:36.998 | 20.571 | | | |
| 14 | 2:30.319 | 0.533 | 64 | 2:26.467 | 8.641 | 63 | 2:24.856 | 2.876 | 73 | 2:27.296 | 21.603 | | | |
| 13 | 2:30.503 | 0.717 | 52 | 2:26.423 | 9.369 | 14 | 2:24.783 | 3.822 | 8 | 2:26.176 | 24.028 | | | |
| 63 | 2:31.401 | 1.615 | 73 | 2:28.158 | 9.699 | 23 | 2:25.994 | 5.890 | 86 | 2:26.498 | 26.529 | | | |
| 70 | 2:31.852 | 2.066 | 8 | 2:25.962 | 10.965 | 70 | 2:25.919 | 6.205 | Lap 12 | | | | | |
| 96 | 2:32.266 | 2.480 | 86 | 2:26.628 | 14.075 | 96 | 2:25.570 | 6.557 | 13 | 2:25.158 | | | | |
| 32 | 2:32.606 | 2.820 | Lap 5 | | | 32 | 2:25.339 | 7.815 | 63 | 2:25.319 | 3.251 | | | |
| 2 | 2:32.754 | 2.968 | 95 | 2:24.778 | | 2 | 2:26.028 | 8.724 | 14 | 2:25.201 | 4.414 | | | |
| 73 | 2:33.507 | 3.721 | 13 | 2:24.388 | 1.139 | 64 | 2:25.707 | 12.609 | 95 | 2:28.128 | 4.811 | | | |
| 64 | 2:34.397 | 4.611 | 23 | 2:26.231 | 2.648 | 73 | 2:26.868 | 15.500 | 23 | 2:25.358 | 8.057 | | | |
| 52 | 2:35.216 | 5.430 | 63 | 2:25.837 | 3.080 | 52 | 2:27.001 | 19.214 | 96 | 2:26.305 | 13.054 | | | |
| 8 | 2:36.191 | 6.405 | 14 | 2:25.504 | 4.110 | 8 | 2:27.025 | 19.574 | 32 | 2:28.596 | 16.730 | | | |
| 86 | 2:36.824 | 7.038 | 70 | 2:24.974 | 4.718 | 86 | 2:26.283 | 20.299 | 2 | 2:28.186 | 16.918 | | | |
| Lap 2 | | | 96 | 2:25.161 | 5.561 | Lap 9 | | | 64 | 2:26.315 | 18.157 | | | |
| 95 | 2:25.623 | | 2 | 2:25.720 | 6.466 | 13 | 2:25.214 | | 70 | 2:26.726 | 22.139 | | | |
| 23 | 2:26.075 | 0.686 | 32 | 2:25.433 | 6.915 | 95 | 2:24.894 | 0.609 | 73 | 2:27.303 | 23.748 | | | |
| 13 | 2:26.148 | 1.242 | 64 | 2:26.459 | 10.322 | 63 | 2:24.906 | 2.568 | 8 | 2:26.292 | 25.162 | | | |
| 63 | 2:25.655 | 1.647 | 73 | 2:26.665 | 11.586 | 14 | 2:24.703 | 3.311 | 86 | 2:26.678 | 28.049 | | | |
| 14 | 2:27.618 | 2.528 | 52 | 2:27.817 | 12.408 | 23 | 2:25.423 | 6.099 | | | | | | |
| 70 | 2:26.721 | 3.164 | 8 | 2:26.922 | 13.109 | 70 | 2:25.458 | 6.449 | | | | | | |
| 96 | 2:26.554 | 3.411 | 86 | 2:26.995 | 16.292 | 96 | 2:25.976 | 7.319 | | | | | | |
| 32 | 2:26.417 | 3.614 | Lap 6 | | | 32 | 2:25.205 | 7.806 | | | | | | |
| 2 | 2:26.599 | 3.944 | 95 | 2:24.761 | | 2 | 2:25.826 | 9.336 | | | | | | |
| 73 | 2:26.725 | 4.823 | 13 | 2:24.477 | 0.855 | 64 | 2:26.155 | 13.550 | | | | | | |
| 64 | 2:26.255 | 5.243 | 23 | 2:25.303 | 3.190 | 73 | 2:26.673 | 16.959 | | | | | | |
| 52 | 2:27.054 | 6.861 | 63 | 2:25.076 | 3.395 | 8 | 2:26.738 | 21.098 | | | | | | |
| 8 | 2:27.765 | 8.547 | 14 | 2:25.077 | 4.426 | 86 | 2:26.568 | 21.653 | | | | | | |
| 86 | 2:28.295 | 9.710 | 70 | 2:25.292 | 5.249 | 52 | 2:37.951 | 31.951 | | | | | | |
| Lap 3 | | | 96 | 2:25.972 | 6.772 | Lap 10 | | | | | | | | |
| 95 | 2:25.050 | | 2 | 2:25.805 | 7.510 | 13 | 2:24.528 | | | | | | | |
| 23 | 2:25.075 | 0.711 | 32 | 2:25.636 | 7.790 | 95 | 2:25.479 | 1.560 | | | | | | |
| 13 | 2:24.886 | 1.078 | 64 | 2:26.681 | 12.242 | 63 | 2:24.642 | 2.682 | | | | | | |
| 63 | 2:25.231 | 1.828 | 73 | 2:26.379 | 13.204 | 14 | 2:25.130 | 3.913 | | | | | | |
| 14 | 2:25.423 | 2.901 | 52 | 2:27.821 | 15.468 | 23 | 2:25.479 | 7.050 | | | | | | |
| 70 | 2:25.787 | 3.901 | 8 | 2:27.244 | 15.592 | 70 | 2:26.350 | 8.271 | | | | | | |
| 96 | 2:26.004 | 4.365 | 86 | 2:27.206 | 18.737 | 96 | 2:26.084 | 8.875 | | | | | | |
| 2 | 2:25.869 | 4.763 | Lap 7 | | | 32 | 2:26.124 | 9.402 | | | | | | |
| 32 | 2:26.917 | 5.481 | 13 | 2:25.586 | | 2 | 2:25.696 | 10.504 | | | | | | |
| 73 | 2:26.675 | 6.448 | 95 | 2:26.721 | 0.280 | 64 | 2:26.573 | 15.595 | | | | | | |
| 64 | 2:26.888 | 7.081 | 63 | 2:25.699 | 2.653 | 73 | 2:26.574 | 19.005 | | | | | | |
| 52 | 2:26.042 | 7.853 | 14 | 2:25.687 | 3.672 | 8 | 2:25.980 | 22.550 | | | | | | |
| 8 | 2:26.413 | 9.910 | 23 | 2:27.780 | 4.529 | 86 | 2:27.604 | 24.729 | | | | | | |
| 86 | 2:27.694 | 12.354 | 70 | 2:26.111 | 4.919 | Lap 11 | | | | | | | | |
| Lap 4 | | | 96 | 2:25.289 | 5.620 | 13 | 2:24.698 | | | | | | | |
| 95 | 2:24.907 | | 32 | 2:25.760 | 7.109 | 95 | 2:24.979 | 1.841 | | | | | | |
| 23 | 2:25.391 | 1.195 | 2 | 2:26.260 | 7.329 | 63 | 2:25.106 | 3.090 | | | | | | |
| 13 | 2:25.358 | 1.529 | 64 | 2:25.734 | 11.535 | 14 | 2:25.156 | 4.371 | | | | | | |
| 63 | 2:25.100 | 2.021 | 73 | 2:26.502 | 13.265 | 23 | 2:25.505 | 7.857 | | | | | | |
| 14 | 2:25.390 | 3.384 | 52 | 2:27.819 | 16.846 | 96 | 2:27.730 | 11.907 | | | | | | |
| 70 | 2:25.528 | 4.522 | 8 | 2:28.031 | 17.182 | 32 | 2:28.588 | 13.292 | | | | | | |
| | | | 86 | 2:26.353 | 18.649 | | | | | | | | | |

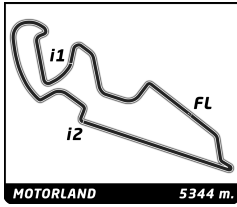


Toyota GR Cup Spain
ROUND 3 - MOTORLAND
Carrera 2

Sector Analysis

— Invalidated Lap ■ Personal Best ■ Session Best B Crossing the pit lane

| Lap | Time | Sector 1 | Sector 2 | Sector 3 | T.Spd | Elapsed | Lap | Time | Sector 1 | Sector 2 | Sector 3 | T.Spd | Elapsed |
|-----------|---|---------------|-----------------|-----------------|--------|-----------|-----------|----------|----------|----------|----------|-------|-----------|
| 2 | Sandro PEREZ ESP RX PRORACING Toyota GR86 | | | | | | 10 | 2:25.130 | 37.694 | 1:02.348 | 45.088 | 207.7 | 24:19.634 |
| 1 | 2:32.754 | 43.534 | 1:03.078 | 46.142 | 204.9 | 2:32.754 | 11 | 2:25.156 | 37.570 | 1:02.466 | 45.120 | 206.5 | 26:44.790 |
| 2 | <u>2:26.599</u> | <u>38.095</u> | 1:02.704 | 45.800 | 204.5 | 4:59.353 | 12 | 2:25.201 | 37.522 | 1:02.608 | 45.071 | 208.9 | 29:09.991 |
| 3 | <u>2:25.869</u> | <u>38.065</u> | 1:02.473 | 45.331 | 206.5 | 7:25.222 | | | | | | | |
| 4 | 2:25.668 | 37.802 | 1:02.576 | 45.290 | 207.3 | 9:50.890 | | | | | | | |
| 5 | <u>2:25.720</u> | <u>37.576</u> | <u>1:02.749</u> | 45.395 | 204.5 | 12:16.610 | | | | | | | |
| 6 | <u>2:25.805</u> | 37.565 | <u>1:02.582</u> | 45.658 | 204.5 | 14:42.415 | | | | | | | |
| 7 | <u>2:26.260</u> | <u>37.552</u> | 1:02.901 | 45.807 | 203.0 | 17:08.675 | | | | | | | |
| 8 | 2:26.028 | 37.693 | 1:02.961 | 45.374 | 203.4 | 19:34.703 | | | | | | | |
| 9 | <u>2:25.826</u> | <u>37.812</u> | 1:02.540 | 45.474 | 203.4 | 22:00.529 | | | | | | | |
| 10 | 2:25.696 | 37.641 | 1:02.507 | 45.548 | 203.4 | 24:26.225 | | | | | | | |
| 11 | 2:28.084 | 38.112 | 1:02.967 | 47.005 | 204.2 | 26:54.309 | | | | | | | |
| 12 | 2:28.186 | 38.134 | 1:03.580 | 46.472 | 203.0 | 29:22.495 | | | | | | | |
| 8 | Jaime FONT ESP EFICAR TEAM Toyota GR86 | | | | | | | | | | | | |
| 1 | 2:36.191 | 45.773 | 1:04.312 | 46.106 | 204.2 | 2:36.191 | | | | | | | |
| 2 | 2:27.765 | 38.137 | 1:03.679 | 45.949 | 204.5 | 5:03.956 | | | | | | | |
| 3 | 2:26.413 | 37.758 | 1:02.912 | 45.743 | 205.7 | 7:30.369 | | | | | | | |
| 4 | <u>2:25.962</u> | 37.555 | <u>1:02.923</u> | 45.484 | 205.3 | 9:56.331 | | | | | | | |
| 5 | 2:26.922 | 38.183 | 1:03.177 | 45.562 | 206.1 | 12:23.253 | | | | | | | |
| 6 | 2:27.244 | 37.974 | 1:02.984 | 46.286 | 204.5 | 14:50.497 | | | | | | | |
| 7 | <u>2:28.031</u> | <u>39.073</u> | 1:03.239 | 45.719 | 203.4 | 17:18.528 | | | | | | | |
| 8 | 2:27.025 | 38.598 | 1:02.785 | 45.642 | 206.9 | 19:45.553 | | | | | | | |
| 9 | 2:26.738 | 38.186 | 1:02.923 | 45.629 | 203.0 | 22:12.291 | | | | | | | |
| 10 | 2:25.980 | 37.723 | 1:02.664 | 45.593 | 204.2 | 24:38.271 | | | | | | | |
| 11 | <u>2:26.176</u> | 37.400 | <u>1:02.796</u> | 45.900 | 198.2 | 27:04.447 | | | | | | | |
| 12 | 2:26.292 | 37.622 | 1:03.096 | 45.574 | 206.5 | 29:30.739 | | | | | | | |
| 13 | Joan VINYES D AND EFICAR TEAM Toyota GR86 | | | | | | | | | | | | |
| 1 | 2:30.503 | 41.666 | 1:03.147 | 45.690 | 206.9 | 2:30.503 | | | | | | | |
| 2 | <u>2:26.148</u> | <u>38.049</u> | 1:02.341 | 45.758 | 204.9 | 4:56.651 | | | | | | | |
| 3 | <u>2:24.886</u> | <u>37.522</u> | 1:02.211 | 45.153 | 209.3 | 7:21.537 | | | | | | | |
| 4 | <u>2:25.358</u> | <u>37.620</u> | 1:02.613 | 45.125 | 206.9 | 9:46.895 | | | | | | | |
| 5 | 2:24.388 | 37.467 | 1:01.839 | 45.082 | 206.1 | 12:11.283 | | | | | | | |
| 6 | 2:24.477 | 37.322 | 1:02.035 | 45.120 | 205.7 | 14:35.760 | | | | | | | |
| 7 | 2:25.586 | 37.370 | 1:01.729 | 46.487 | 198.2 | 17:01.346 | | | | | | | |
| 8 | 2:24.633 | 37.380 | 1:02.081 | 45.172 | 203.0 | 19:25.979 | | | | | | | |
| 9 | 2:25.214 | 37.479 | 1:02.104 | 45.631 | 203.0 | 21:51.193 | | | | | | | |
| 10 | 2:24.528 | 37.436 | 1:01.842 | 45.250 | 203.0 | 24:15.721 | | | | | | | |
| 11 | 2:24.698 | 37.130 | 1:02.233 | 45.335 | 201.9 | 26:40.419 | | | | | | | |
| 12 | 2:25.158 | 37.571 | 1:02.244 | 45.343 | 204.5 | 29:05.577 | | | | | | | |
| 52 | Alejandro SANCHEZ ESP ESCUELA VASCA DE CONDUCCIÓN Toyota GR86 | | | | | | | | | | | | |
| 1 | 2:35.216 | 45.457 | 1:03.763 | 45.996 | 205.3 | 2:35.216 | | | | | | | |
| 2 | <u>2:27.054</u> | <u>38.192</u> | <u>1:03.018</u> | 45.844 | 206.5 | 5:02.270 | | | | | | | |
| 3 | 2:26.042 | 37.866 | 1:02.756 | 45.420 | 208.1 | 7:28.312 | | | | | | | |
| 4 | <u>2:26.423</u> | <u>38.049</u> | <u>1:03.014</u> | 45.360 | 206.9 | 9:54.735 | | | | | | | |
| 5 | <u>2:27.817</u> | <u>39.418</u> | <u>1:02.738</u> | 45.661 | 203.8 | 12:22.552 | | | | | | | |
| 6 | 2:27.821 | 39.352 | 1:02.754 | 45.715 | 206.5 | 14:50.373 | | | | | | | |
| 7 | <u>2:27.819</u> | 38.554 | <u>1:03.273</u> | 45.992 | 203.8 | 17:18.192 | | | | | | | |
| 8 | <u>2:27.001</u> | <u>38.355</u> | <u>1:02.605</u> | 46.041 | 204.5 | 19:45.193 | | | | | | | |
| 9 | <u>2:27.951</u> | B | 41.942 | <u>1:03.212</u> | 52.797 | 202.2 | 22:23.144 | | | | | | |
| 63 | Miguel Angel ROMERO ESP RX PRORACING Toyota GR86 | | | | | | | | | | | | |
| 1 | 2:31.401 | 41.907 | 1:04.135 | 45.359 | 206.5 | 2:31.401 | | | | | | | |
| 2 | <u>2:25.655</u> | <u>37.929</u> | 1:02.483 | 45.243 | 208.5 | 4:57.056 | | | | | | | |
| 3 | 2:25.231 | 37.549 | 1:02.559 | 45.123 | 207.7 | 7:22.287 | | | | | | | |
| 4 | 2:25.100 | 37.656 | 1:02.357 | 45.087 | 209.3 | 9:47.387 | | | | | | | |
| 5 | 2:25.837 | 38.350 | 1:02.451 | 45.036 | 208.1 | 12:13.224 | | | | | | | |
| 6 | 2:25.076 | 37.526 | 1:02.541 | 45.009 | 210.1 | 14:38.300 | | | | | | | |
| 7 | 2:25.699 | 37.709 | 1:02.665 | 45.325 | 204.9 | 17:03.999 | | | | | | | |
| 8 | 2:24.856 | 37.411 | 1:02.450 | 44.995 | 206.9 | 19:28.855 | | | | | | | |
| 9 | <u>2:24.906</u> | <u>37.489</u> | 1:02.361 | 45.056 | 206.5 | 21:53.761 | | | | | | | |



Toyota GR Cup Spain

ROUND 3 - MOTORLAND

Carrera 2

Sector Analysis

— Invalidated Lap ■ Personal Best ■ Session Best B Crossing the pit lane

| Lap | Time | Sector 1 | Sector 2 | Sector 3 | T.Sp | Elapsed | Lap | Time | Sector 1 | Sector 2 | Sector 3 | T.Sp | Elapsed |
|-----|-----------------|---------------|-----------------|----------|-------|-----------|-----|-----------------|---------------|----------|---------------|-------|-----------|
| 10 | <u>2:24.642</u> | 37.237 | <u>1:02.243</u> | 45.162 | 206.5 | 24:18.403 | 7 | 2:26.353 | 37.896 | 1:02.726 | 45.731 | 201.9 | 17:19.995 |
| 11 | 2:25.106 | 37.522 | 1:02.473 | 45.111 | 205.7 | 26:43.509 | 8 | 2:26.283 | 37.752 | 1:03.149 | 45.382 | 204.5 | 19:46.278 |
| 12 | <u>2:25.319</u> | <u>37.353</u> | 1:02.957 | 45.009 | 207.3 | 29:08.828 | 9 | 2:26.568 | 37.987 | 1:02.896 | 45.685 | 203.0 | 22:12.846 |

| 64 Jesus Luis RECUENCO ESP | | | | | | |
|------------------------------------|-----------------|---------------|-----------------|---------------|-------|-----------|
| LOVA ME PRE MOTORSPORT Toyota GR86 | | | | | | |
| 1 | 2:34.397 | 45.427 | 1:03.165 | 45.805 | 203.8 | 2:34.397 |
| 2 | 2:26.255 | 37.870 | 1:02.900 | 45.485 | 207.7 | 5:00.652 |
| 3 | 2:26.888 | 38.113 | 1:03.005 | 45.770 | 206.1 | 7:27.540 |
| 4 | 2:26.467 | 37.852 | 1:02.619 | 45.996 | 201.9 | 9:54.007 |
| 5 | <u>2:26.459</u> | 37.796 | <u>1:03.207</u> | 45.456 | 201.9 | 12:20.466 |
| 6 | <u>2:26.681</u> | <u>37.830</u> | 1:03.156 | 45.695 | 201.9 | 14:47.147 |
| 7 | 2:25.734 | 37.675 | 1:02.666 | 45.393 | 202.2 | 17:12.881 |
| 8 | 2:25.707 | 37.513 | 1:02.530 | 45.664 | 203.8 | 19:38.588 |
| 9 | 2:26.155 | 37.854 | 1:02.843 | 45.458 | 202.2 | 22:04.743 |
| 10 | 2:26.573 | 37.806 | 1:03.142 | 45.625 | 203.4 | 24:31.316 |
| 11 | 2:26.103 | 37.613 | 1:02.513 | 45.977 | 202.2 | 26:57.419 |
| 12 | 2:26.315 | 37.762 | 1:03.172 | 45.381 | 204.2 | 29:23.734 |

| 70 Santiago CASTILLA ESP | | | | | | |
|--------------------------|-----------------|---------------|-----------------|---------------|-------|-----------|
| EFICAR TEAM Toyota GR86 | | | | | | |
| 1 | 2:31.852 | 42.614 | 1:03.281 | 45.957 | 205.3 | 2:31.852 |
| 2 | 2:26.721 | 37.886 | 1:02.965 | 45.870 | 209.3 | 4:58.573 |
| 3 | 2:25.787 | 37.984 | 1:02.499 | 45.304 | 207.7 | 7:24.360 |
| 4 | <u>2:25.528</u> | 37.589 | <u>1:02.757</u> | 45.182 | 206.9 | 9:49.888 |
| 5 | 2:24.974 | 37.408 | 1:02.606 | 44.960 | 207.3 | 12:14.862 |
| 6 | 2:25.292 | 37.555 | 1:02.643 | 45.094 | 207.3 | 14:40.154 |
| 7 | 2:26.111 | 37.686 | 1:02.897 | 45.528 | 204.9 | 17:06.265 |
| 8 | <u>2:25.919</u> | 37.758 | <u>1:02.712</u> | 45.449 | 205.3 | 19:32.184 |
| 9 | <u>2:25.458</u> | 37.684 | <u>1:02.380</u> | 45.394 | 204.2 | 21:57.642 |
| 10 | 2:26.350 | 37.993 | 1:02.910 | 45.447 | 204.2 | 24:23.992 |
| 11 | 2:36.998 | 37.731 | 1:03.303 | 55.964 | 204.2 | 27:00.990 |
| 12 | 2:26.726 | 38.281 | 1:02.795 | 45.650 | 203.8 | 29:27.716 |

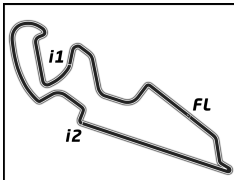
| 73 Lucas MARICONDA ESP | | | | | | |
|--------------------------|-----------------|---------------|-----------------|---------------|-------|-----------|
| RX PRORACING Toyota GR86 | | | | | | |
| 1 | 2:33.507 | 43.758 | 1:03.622 | 46.127 | 203.8 | 2:33.507 |
| 2 | 2:26.725 | 37.915 | 1:02.976 | 45.834 | 206.1 | 5:00.232 |
| 3 | 2:26.675 | 38.134 | 1:02.835 | 45.706 | 205.3 | 7:26.907 |
| 4 | <u>2:28.158</u> | <u>38.795</u> | <u>1:03.259</u> | 46.104 | 205.3 | 9:55.065 |
| 5 | <u>2:26.665</u> | 38.050 | <u>1:02.654</u> | 45.961 | 203.4 | 12:21.730 |
| 6 | 2:26.379 | 37.849 | 1:02.693 | 45.837 | 203.0 | 14:48.109 |
| 7 | 2:26.502 | 38.149 | 1:02.746 | 45.607 | 203.8 | 17:14.611 |
| 8 | 2:26.868 | 38.009 | 1:03.050 | 45.809 | 202.2 | 19:41.479 |
| 9 | 2:26.673 | 38.020 | 1:02.866 | 45.787 | 202.2 | 22:08.152 |
| 10 | 2:26.574 | 38.007 | 1:02.934 | 45.633 | 202.6 | 24:34.726 |
| 11 | 2:27.296 | 38.084 | 1:03.037 | 46.175 | 201.5 | 27:02.022 |
| 12 | 2:27.303 | 38.318 | 1:03.143 | 45.842 | 203.8 | 29:29.325 |

| 86 Víctor MUR ESP | | | | | | |
|--------------------------|-----------------|---------------|-----------------|--------|-------|-----------|
| RX PRORACING Toyota GR86 | | | | | | |
| 1 | 2:36.824 | 46.026 | 1:04.426 | 46.372 | 202.6 | 2:36.824 |
| 2 | <u>2:28.295</u> | <u>38.320</u> | 1:03.539 | 46.436 | 202.6 | 5:05.119 |
| 3 | 2:27.694 | 38.215 | 1:03.234 | 46.245 | 202.2 | 7:32.813 |
| 4 | 2:26.628 | 37.918 | 1:02.704 | 46.006 | 201.5 | 9:59.441 |
| 5 | <u>2:26.995</u> | <u>37.944</u> | 1:03.272 | 45.779 | 201.1 | 12:26.436 |
| 6 | <u>2:27.206</u> | 38.100 | <u>1:03.125</u> | 45.981 | 201.5 | 14:53.642 |

| | | | | | | |
|----|-----------------|---------------|----------|---------------|-------|-----------|
| 7 | 2:26.353 | 37.896 | 1:02.726 | 45.731 | 201.9 | 17:19.995 |
| 8 | 2:26.283 | 37.752 | 1:03.149 | 45.382 | 204.5 | 19:46.278 |
| 9 | 2:26.568 | 37.987 | 1:02.896 | 45.685 | 203.0 | 22:12.846 |
| 10 | <u>2:27.604</u> | <u>38.182</u> | 1:03.408 | 46.014 | 199.6 | 24:40.450 |
| 11 | 2:26.498 | 37.988 | 1:02.843 | 45.667 | 201.5 | 27:06.948 |
| 12 | 2:26.678 | 37.896 | 1:02.951 | 45.831 | 201.9 | 29:33.626 |

| 95 Marco AGUILERA ESP | | | | | | |
|-------------------------|-----------------|---------------|-----------------|---------------|-------|-----------|
| EFICAR TEAM Toyota GR86 | | | | | | |
| 1 | 2:29.786 | 40.967 | 1:02.824 | 45.995 | 202.2 | 2:29.786 |
| 2 | <u>2:25.623</u> | <u>37.631</u> | 1:02.595 | 45.397 | 203.8 | 4:55.409 |
| 3 | 2:25.050 | 37.431 | 1:02.279 | 45.340 | 204.2 | 7:20.459 |
| 4 | 2:24.907 | 37.393 | 1:02.111 | 45.403 | 203.8 | 9:45.366 |
| 5 | 2:24.778 | 37.575 | 1:01.904 | 45.299 | 203.8 | 12:10.144 |
| 6 | 2:24.761 | 37.269 | 1:02.040 | 45.452 | 203.4 | 14:34.905 |
| 7 | 2:26.721 | 37.512 | 1:02.650 | 46.559 | 199.6 | 17:01.626 |
| 8 | 2:25.282 | 37.598 | 1:02.340 | 45.344 | 202.6 | 19:26.908 |
| 9 | 2:24.894 | 37.338 | 1:02.243 | 45.313 | 204.5 | 21:51.802 |
| 10 | <u>2:25.479</u> | 37.331 | <u>1:02.388</u> | 45.760 | 202.6 | 24:17.281 |
| 11 | 2:24.979 | 37.207 | 1:02.368 | 45.404 | 202.2 | 26:42.260 |
| 12 | 2:28.128 | 37.254 | 1:02.107 | 48.767 | 156.3 | 29:10.388 |



| 96 Luis ALVAREZ ESP | | | | | | |
|------------------------------------|-----------------|---------------|-----------------|---------------|-------|-----------|
| LOVA ME PRE MOTORSPORT Toyota GR86 | | | | | | |
| 1 | 2:32.266 | 42.850 | 1:03.517 | 45.899 | 204.9 | 2:32.266 |
| 2 | 2:26.554 | 37.959 | 1:02.731 | 45.864 | 205.3 | 4:58.820 |
| 3 | 2:26.004 | 37.998 | 1:02.578 | 45.428 | 206.1 | 7:24.824 |
| 4 | 2:25.720 | 37.577 | 1:02.586 | 45.557 | 203.4 | 9:50.544 |
| 5 | 2:25.161 | 37.490 | 1:02.226 | 45.445 | 203.4 | 12:15.705 |
| 6 | <u>2:25.972</u> | 37.635 | <u>1:02.349</u> | 45.988 | 203.4 | 14:41.677 |
| 7 | <u>2:25.289</u> | <u>37.493</u> | <u>1:02.252</u> | 45.544 | 206.5 | 17:06.966 |
| 8 | 2:25.570 | 37.446 | 1:02.588 | 45.536 | 203.4 | 19:32.536 |
| 9 | 2:25.976 | 37.565 | 1:02.625 | 45.786 | 201.9 | 21:58.512 |
| 10 | 2:26.084 | 37.887 | 1:02.356 | 45.841 | 202.2 | 24:24.596 |
| 11 | 2:27.730 | 37.511 | 1:03.068 | 47.151 | 201.5 | 26:52.326 |
| 12 | 2:26.305 | 37.640 | 1:02.536 | 46.129 | 204.2 | 29:18.631 |

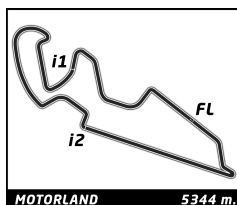


MOTORLAND 5344 m.

Toyota GR Cup Spain
ROUND 3 - MOTORLAND
Carrera 2

Flag Analysis

| | Flag | Time |
|---|----------------|--------------|
|  | GREEN FLAG | 14:10:23.989 |
|  | CHEQUERED FLAG | 14:39:29.566 |



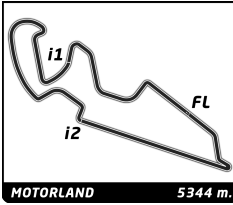
Toyota GR Cup Spain

ROUND 3 - MOTORLAND

Carrera 2

Track Limits Analysis

| No | Driver | Team | T.L. Nr | Camera | Lap | Time |
|---------------------------|---------------------|-----------------------------|---------|---------|-----|--------------|
| 2 | Sandro PEREZ | RX PRORACING | 1 | Turn 5 | 2 | 14:13:32.126 |
| 2 | Sandro PEREZ | RX PRORACING | 2 | Turn 5 | 3 | 14:15:58.559 |
| 2 | Sandro PEREZ | RX PRORACING | 3 | Turn 5 | 5 | 14:20:49.923 |
| 2 | Sandro PEREZ | RX PRORACING | 4 | Turn 9 | 5 | 14:21:17.048 |
| 2 | Sandro PEREZ | RX PRORACING | 5 | Turn 9 | 6 | 14:23:43.264 |
| 2 | Sandro PEREZ | RX PRORACING | 6 | Turn 5 | 7 | 14:25:40.720 |
| 2 | Sandro PEREZ | RX PRORACING | 7 | Turn 5 | 9 | 14:30:34.044 |
| Total Infractions: | | | | | | 7 |
| 8 | Jaime FONT | EFICAR TEAM | 1 | Turn 9 | 4 | 14:18:57.106 |
| 8 | Jaime FONT | EFICAR TEAM | 2 | Turn 5 | 7 | 14:25:49.794 |
| 8 | Jaime FONT | EFICAR TEAM | 3 | Turn 9 | 11 | 14:36:04.798 |
| Total Infractions: | | | | | | 3 |
| 13 | Joan VINYES D | EFICAR TEAM | 1 | Turn 1 | 2 | 14:13:04.954 |
| 13 | Joan VINYES D | EFICAR TEAM | 2 | Turn 1 | 3 | 14:15:31.434 |
| 13 | Joan VINYES D | EFICAR TEAM | 3 | Turn 5 | 4 | 14:18:21.509 |
| Total Infractions: | | | | | | 3 |
| 14 | Ignacio RODRIGUEZ | AVIASTEC RACING | 1 | Turn 1 | 2 | 14:13:04.954 |
| 14 | Ignacio RODRIGUEZ | AVIASTEC RACING | 2 | Turn 1 | 3 | 14:15:33.564 |
| 14 | Ignacio RODRIGUEZ | AVIASTEC RACING | 3 | Turn 1 | 5 | 14:20:23.754 |
| 14 | Ignacio RODRIGUEZ | AVIASTEC RACING | 4 | Turn 1 | 6 | 14:22:49.972 |
| Total Infractions: | | | | | | 4 |
| 23 | Antonio ALBACETE | LOVA ME PRE MOTORSPORT | 1 | Turn 1 | 3 | 14:15:31.434 |
| 23 | Antonio ALBACETE | LOVA ME PRE MOTORSPORT | 2 | Turn 9 | 3 | 14:16:21.697 |
| 23 | Antonio ALBACETE | LOVA ME PRE MOTORSPORT | 3 | Turn 5 | 4 | 14:18:20.235 |
| 23 | Antonio ALBACETE | LOVA ME PRE MOTORSPORT | 4 | Turn 12 | 4 | 14:19:10.446 |
| Total Infractions: | | | | | | 4 |
| 32 | Marcos DE DIEGO | EFICAR TEAM | 1 | Turn 5 | 2 | 14:13:32.126 |
| 32 | Marcos DE DIEGO | EFICAR TEAM | 2 | Turn 1 | 11 | 14:35:00.175 |
| Total Infractions: | | | | | | 2 |
| 52 | Alejandro SANCHEZ | ESCUELA VASCA DE CONDUCCIÓN | 1 | Turn 1 | 2 | 14:13:10.762 |
| 52 | Alejandro SANCHEZ | ESCUELA VASCA DE CONDUCCIÓN | 2 | Turn 7 | 2 | 14:13:47.550 |
| 52 | Alejandro SANCHEZ | ESCUELA VASCA DE CONDUCCIÓN | 3 | Turn 7 | 4 | 14:18:40.207 |
| 52 | Alejandro SANCHEZ | ESCUELA VASCA DE CONDUCCIÓN | 4 | Turn 9 | 4 | 14:18:55.432 |
| 52 | Alejandro SANCHEZ | ESCUELA VASCA DE CONDUCCIÓN | 5 | Turn 1 | 5 | 14:20:29.422 |
| 52 | Alejandro SANCHEZ | ESCUELA VASCA DE CONDUCCIÓN | 6 | Turn 7 | 5 | 14:21:08.181 |
| 52 | Alejandro SANCHEZ | ESCUELA VASCA DE CONDUCCIÓN | 7 | Turn 9 | 5 | 14:21:22.324 |
| 52 | Alejandro SANCHEZ | ESCUELA VASCA DE CONDUCCIÓN | 8 | Turn 12 | 5 | 14:21:46.167 |
| 52 | Alejandro SANCHEZ | ESCUELA VASCA DE CONDUCCIÓN | 9 | Turn 9 | 7 | 14:26:18.059 |
| 52 | Alejandro SANCHEZ | ESCUELA VASCA DE CONDUCCIÓN | 10 | Turn 1 | 8 | 14:27:53.577 |
| 52 | Alejandro SANCHEZ | ESCUELA VASCA DE CONDUCCIÓN | 11 | Turn 7 | 8 | 14:28:30.674 |
| 52 | Alejandro SANCHEZ | ESCUELA VASCA DE CONDUCCIÓN | 12 | Turn 7 | 9 | 14:31:01.284 |
| Total Infractions: | | | | | | 12 |
| 63 | Miguel Angel ROMERO | RX PRORACING | 1 | Turn 1 | 2 | 14:13:07.491 |
| 63 | Miguel Angel ROMERO | RX PRORACING | 2 | Turn 5 | 9 | 14:30:28.004 |
| 63 | Miguel Angel ROMERO | RX PRORACING | 3 | Turn 9 | 10 | 14:33:19.739 |
| 63 | Miguel Angel ROMERO | RX PRORACING | 4 | Turn 5 | 12 | 14:37:42.206 |
| Total Infractions: | | | | | | 4 |
| 64 | Jesus Luis RECUENCO | LOVA ME PRE MOTORSPORT | 1 | Turn 9 | 5 | 14:21:20.450 |
| 64 | Jesus Luis RECUENCO | LOVA ME PRE MOTORSPORT | 2 | Turn 12 | 5 | 14:21:43.576 |
| 64 | Jesus Luis RECUENCO | LOVA ME PRE MOTORSPORT | 3 | Turn 5 | 6 | 14:23:19.172 |
| Total Infractions: | | | | | | 3 |
| 70 | Santiago CASTILLA | EFICAR TEAM | 1 | Turn 9 | 4 | 14:18:50.703 |
| 70 | Santiago CASTILLA | EFICAR TEAM | 2 | Turn 9 | 8 | 14:28:32.515 |
| 70 | Santiago CASTILLA | EFICAR TEAM | 3 | Turn 9 | 9 | 14:30:58.397 |
| Total Infractions: | | | | | | 3 |




Toyota GR Cup Spain
ROUND 3 - MOTORLAND
Carrera 2

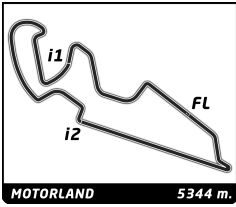
Track Limits Analysis

| No | Driver | Team | T.L. Nr | Camera | Lap | Time |
|---------------------------|-----------------|------------------------|---------|---------|-----|--------------|
| 73 | Lucas MARICONDA | RX PRORACING | 1 | Turn 5 | 4 | 14:18:25.980 |
| 73 | Lucas MARICONDA | RX PRORACING | 2 | Turn 12 | 4 | 14:19:17.845 |
| 73 | Lucas MARICONDA | RX PRORACING | 3 | Turn 12 | 5 | 14:21:43.576 |
| Total Infractions: | | | | | | 3 |
| 86 | Víctor MUR | RX PRORACING | 1 | Turn 1 | 2 | 14:13:12.497 |
| 86 | Víctor MUR | RX PRORACING | 2 | Turn 5 | 5 | 14:20:58.891 |
| 86 | Víctor MUR | RX PRORACING | 3 | Turn 9 | 6 | 14:23:53.440 |
| 86 | Víctor MUR | RX PRORACING | 4 | Turn 5 | 10 | 14:33:12.269 |
| Total Infractions: | | | | | | 4 |
| 95 | Marco AGUILERA | EFICAR TEAM | 1 | Turn 1 | 2 | 14:13:04.954 |
| 95 | Marco AGUILERA | EFICAR TEAM | 2 | Turn 12 | 10 | 14:33:39.972 |
| Total Infractions: | | | | | | 2 |
| 96 | Luis ALVAREZ | LOVA ME PRE MOTORSPORT | 1 | Turn 9 | 6 | 14:23:41.912 |
| 96 | Luis ALVAREZ | LOVA ME PRE MOTORSPORT | 2 | Turn 5 | 7 | 14:25:40.720 |
| 96 | Luis ALVAREZ | LOVA ME PRE MOTORSPORT | 3 | Turn 9 | 7 | 14:26:07.977 |
| 96 | Luis ALVAREZ | LOVA ME PRE MOTORSPORT | 4 | Turn 12 | 7 | 14:26:30.583 |
| Total Infractions: | | | | | | 4 |

TOTAL TRACK LIMITS: **58**

Published at:





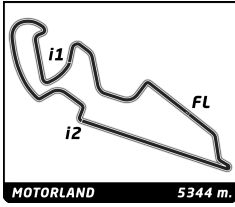
Race Director Report

| Hour | Flag | Message |
|------|------|---------|
|------|------|---------|

Published at:

Race Director:
David RODRIGUEZ

Timekeeper:
Alberto ESTEBANEZ

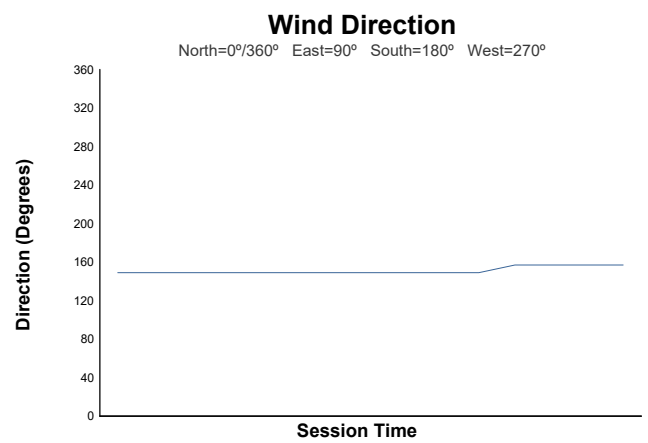
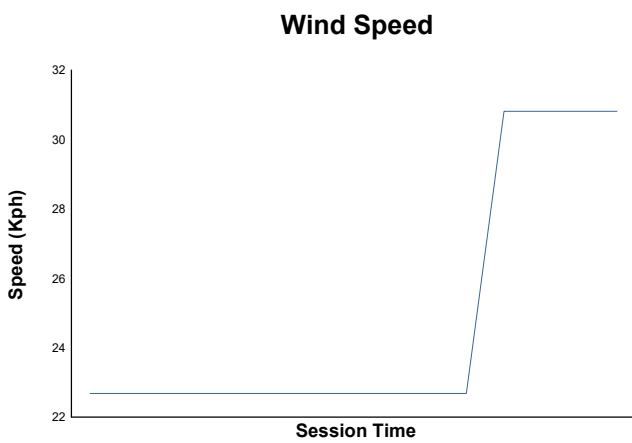
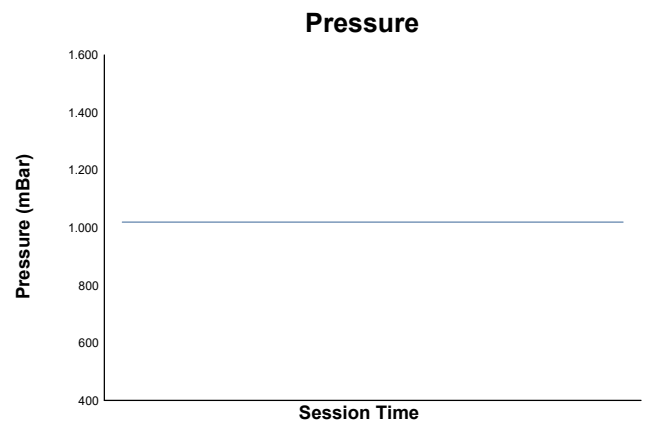
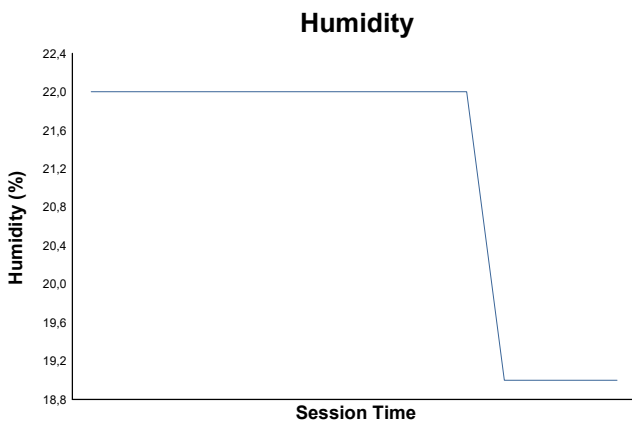
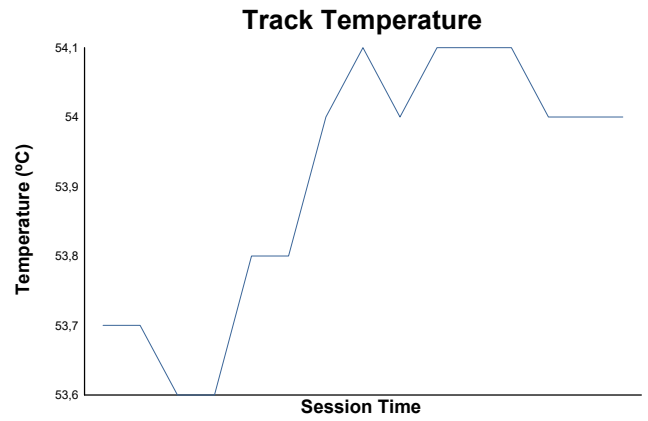
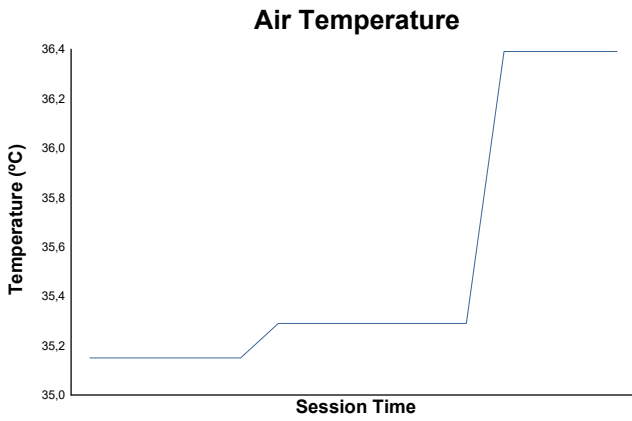


ROUND 3 - MOTORLAND

Toyota GR Cup Spain

Carrera 2

Weather Report



Track Status: **DRY**