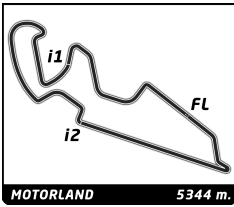


Campeonato de España de GT-CET ROUND 3 - MOTORLAND GT-CET - Entrenamientos Libres

Sector Analysis

■ Personal Best
 ■ Session Best
 ■ Crossing the pit lane

Lap	D	Time	Sector 1	Sector 2	Sector 3	T.Spd	Elapsed	Lap	D	Time	Sector 1	Sector 2	Sector 3	T.Spd	Elapsed		
1	BALBOR MOTORSPORT 1. Jose Luis ALBORS (JF) 2. Germán LÓPEZ							RENAULT CLIO CUP IV TC4									
	1	1	13:43.137	...	1:19.296	49.026	197.4	13:43.137	4	1	19:51.377	...			208.9	38:41.654	
	2	1	2:40.054	43.004	1:10.897	46.153	202.2	16:23.191	5	1	2:29.357	39.662			220.9	41:11.011	
	3	1	2:30.345	39.775	1:05.419	45.151	204.5	18:53.536	6	1	2:23.454	37.667			223.1	43:34.465	
	4	1	2:30.046	39.328	1:05.197	45.521	201.9	21:23.582	7	1	2:21.067	36.824			220.9	45:55.532	
	5	1	2:31.947	39.560	1:06.288	46.099	205.3	23:55.529	8	1	2:19.547	37.161			222.2	48:15.079	
	6	1	2:29.501	39.892	1:04.255	45.354	205.3	26:25.030	9	1	2:19.894	36.072			223.6	50:34.973	
	7	1	2:39.866	40.199	1:05.907	53.760	209.7	29:04.896									
	8	1	8:40.370	6:46.371	1:06.966	47.033	177.3	37:45.266									
	9	1	2:22.955	37.244	1:01.713	43.998	210.5	40:08.221									
	10	1	2:46.338	38.147	1:11.706	56.485	143.8	42:54.559									
	11	1	2:22.255	36.682	1:01.491	44.082	209.3	45:16.814									
	12	1	2:22.889	36.875	1:01.757	44.257	207.7	47:39.703									
	13	1	2:23.974	36.973	1:02.791	44.210	210.1	50:03.677									
12	HISPANO ALEMÁN RACING TEAM 1. Carlos MEDINA 2. Daniel DE LA PEÑA							MINI COOPER TC6									
	1	1	3:41.800	1:27.071	1:21.521	53.208	176.8	3:41.800	1	1	3:02.923	1:01.255	1:08.565	53.103	178.5	3:02.923	
	2	1	2:54.855	45.825	1:16.487	52.543	180.3	6:36.655	2	1	3:08.550	1:03.855	1:03.855	45.032	204.2	7:01.473	
	3	1	2:53.828	46.573	1:15.225	52.030	177.9	9:30.483	3	1	2:25.850	37.427	1:03.491	44.932	207.7	9:27.323	
	4	1	2:53.971	46.300	1:14.617	53.054	171.7	12:24.454	4	1	2:25.982	37.498	1:04.020	44.464	206.1	11:53.305	
	5	1	3:07.387	45.228	1:21.466	1:00.693	163.4	15:31.841	5	1	2:25.116	37.586	1:02.879	44.651	206.1	14:18.421	
	6	1	6:06.541	4:05.095	1:10.184	51.262	175.9	21:38.382	6	1	2:25.506	37.855	1:03.052	44.599	205.7	16:43.927	
	7	1	2:45.263	43.029	1:10.734	51.500	169.3	24:23.645	7	1	2:24.497	37.288	1:02.404	44.805	204.2	19:08.424	
	8	1	3:07.559	50.603	1:18.233	58.723	137.2	27:31.204	8	1	2:25.037	37.322	1:03.164	44.551	206.1	21:33.461	
	9	1	2:40.705	41.707	1:08.686	50.312	178.2	30:11.909	9	1	2:31.383	38.635	1:03.744	49.004	205.7	24:04.844	
	10	1	3:04.771	46.677	1:15.604	1:02.490	141.5	33:16.680	10	1	5:09.873	3:21.410	1:04.005	44.458	206.1	29:14.717	
	11	1	6:10.359	3:59.513	1:20.217	50.629	186.5	39:27.039	11	1	2:27.123	40.304	1:02.317	44.502	205.3	31:41.840	
	12	1	2:49.132	44.770	1:13.471	50.891	179.1	42:16.171	12	1	2:24.684	37.369	1:02.853	44.462	204.9	34:06.524	
	13	1	2:49.386	45.304	1:14.053	50.029	179.4	45:05.557	13	1	2:24.185	37.142	1:02.407	44.636	205.3	36:30.709	
	14	1	2:49.800	44.856	1:14.137	50.807	177.9	47:55.357	14	1	2:24.766	37.787	1:02.360	44.619	204.2	38:55.475	
15	1	2:46.192	44.296	1:11.915	49.981	181.5	50:41.549	15	1	2:42.155	45.888	1:10.452	45.815	197.1	41:37.630		
13	TEAM VRT 1. Oscar VERGARA							RENAULT CLIO CUP IV TC4									
	1	1	3:02.923	1:01.255	1:08.565	53.103	178.5	3:02.923	1	1	2:25.116	37.586	1:02.879	44.651	206.1	14:18.421	
	2	1	3:58.550	2:09.663	1:03.855	45.032	204.2	7:01.473	2	1	2:25.506	37.855	1:03.052	44.599	205.7	16:43.927	
	3	1	2:25.850	37.427	1:03.491	44.932	207.7	9:27.323	3	1	2:24.497	37.288	1:02.404	44.805	204.2	19:08.424	
	4	1	2:25.982	37.498	1:04.020	44.464	206.1	11:53.305	4	1	2:25.037	37.322	1:03.164	44.551	206.1	21:33.461	
	5	1	2:25.116	37.586	1:02.879	44.651	206.1	14:18.421	5	1	2:31.383	38.635	1:03.744	49.004	205.7	24:04.844	
	6	1	2:25.506	37.855	1:03.052	44.599	205.7	16:43.927	6	1	5:09.873	3:21.410	1:04.005	44.458	206.1	29:14.717	
	7	1	2:24.497	37.288	1:02.404	44.805	204.2	19:08.424	7	1	2:27.123	40.304	1:02.317	44.502	205.3	31:41.840	
	8	1	2:25.037	37.322	1:03.164	44.551	206.1	21:33.461	8	1	2:24.684	37.369	1:02.853	44.462	204.9	34:06.524	
	9	1	2:31.383	38.635	1:03.744	49.004	205.7	24:04.844	9	1	2:24.185	37.142	1:02.407	44.636	205.3	36:30.709	
	10	1	5:09.873	3:21.410	1:04.005	44.458	206.1	29:14.717	10	1	2:24.766	37.787	1:02.360	44.619	204.2	38:55.475	
	11	1	2:27.123	40.304	1:02.317	44.502	205.3	31:41.840	11	1	2:42.155	45.888	1:10.452	45.815	197.1	41:37.630	
	12	1	2:24.684	37.369	1:02.853	44.462	204.9	34:06.524	12	1	2:24.080	37.393	1:02.517	44.170	206.1	44:01.710	
	13	1	2:24.185	37.142	1:02.407	44.636	205.3	36:30.709	13	1	2:23.897	37.191	1:01.971	44.735	205.3	46:25.607	
	14	1	2:24.766	37.787	1:02.360	44.619	204.2	38:55.475	14	1	2:23.348	37.109	1:01.921	44.318	206.9	48:48.955	
	15	1	2:42.155	45.888	1:10.452	45.815	197.1	41:37.630	15	1	2:23.717	37.207	1:02.399	44.111	208.9	51:12.672	
	15	UCAV RACING 1. Asier GOROSTIZA (JF) 2. Sacha HEBRARD							BMW M2 CS RACING TC1								
1		1	2:52.426	58.082	1:12.537	41.807	247.1	2:52.426	1	1	2:25.116	37.586	1:02.879	44.651	206.1	14:18.421	
2		1	2:15.743	35.418	1:00.348	39.977	248.3	5:08.169	2	1	2:25.506	37.855	1:03.052	44.599	205.7	16:43.927	
3		1	2:18.506	38.610	59.081	40.815	248.8	7:26.675	3	1	2:24.497	37.288	1:02.404	44.805	204.2	19:08.424	
4		1	2:13.936	34.890	59.038	40.008	247.1	9:40.611	4	1	2:25.037	37.322	1:03.164	44.551	206.1	21:33.461	
5		1	2:24.522	35.340	1:00.085	49.097	166.7	12:05.133	5	1	5:09.873	3:21.410	1:04.005	44.458	206.1	29:14.717	
6		1	2:51.298	47.364	1:13.555	50.379	218.2	14:56.431	6	1	2:24.684	37.369	1:02.853	44.462	204.9	34:06.524	
7		1	4:52.734	3:11.598	1:00.579	40.557	248.8	19:49.165	7	1	2:24.185	37.142	1:02.407	44.636	205.3	36:30.709	
8		1	2:17.007	35.298	1:01.956	39.753	247.7	22:06.172	8	1	2:24.766	37.787	1:02.360	44.619	204.2	38:55.475	
11		DRIVER'S ACADEMY 1. Alvaro RODRIGUEZ 2. Roberto F. MORENO							PEUGEOT 308 CUP TC2								
		1	1	9:09.299	6:44.980	1:25.999	58.320	152.3	9:09.299	1	1	2:25.116	37.586	1:02.879	44.651	206.1	14:18.421
		2	1	3:31.261	49.903	1:25.840	1:15.518	136.4	12:40.560	2	1	2:25.506	37.855	1:03.052	44.599	205.7	16:43.927
	3	1	6:09.717	3:41.313	1:15.860	1:12.544	123.9	18:50.277	3	1	2:24.497	37.288	1:02.404	44.805	204.2	19:08.424	



Campeonato de España de GT-CET

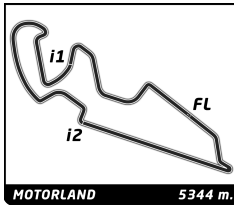
ROUND 3 - MOTORLAND

GT-CET - Entrenamientos Libres

Sector Analysis

■ Personal Best
 ■ Session Best
 ■ Crossing the pit lane

Lap	D	Time	Sector 1	Sector 2	Sector 3	T.Spd	Elapsed	Lap	D	Time	Sector 1	Sector 2	Sector 3	T.Spd	Elapsed
9	1	2:15.361	35.198	59.124	41.039	248.8	24:21.533	10	1	6:23.251	4:22.854	1:09.938	50.459	181.8	31:58.619
10	1	2:43.849B	40.719	1:09.174	53.956	184.3	27:05.382	11	1	2:40.558	41.858	1:07.845	50.855	185.6	34:39.177
11	1	5:43.985	4:06.204	58.670	39.111	250.6	32:49.367	12	1	3:09.181	42.964	1:21.137	1:05.080	92.6	37:48.358
12	1	2:12.179	34.675	57.901	39.603	248.3	35:01.546	13	1	3:01.216	44.028	1:14.961	1:02.227	107.0	40:49.574
13	1	2:43.857B	40.283	1:12.421	51.153	189.1	37:45.403	14	1	2:44.843	42.568	1:12.927	49.348	188.5	43:34.417
14	1	7:21.913	5:44.336	58.311	39.266	249.4	45:07.316	15	1	2:46.221B	42.496	1:08.409	55.316	187.8	46:20.638
15	1	2:11.501	34.947	57.506	39.048	250.0	47:18.817								
20		BALBOR MOTORSPORT					RENAUL CLIO CUP IV								
		1.Marcos GARCIA					TC4								
1	1	4:22.679	2:19.944	1:13.180	49.555	173.4	4:22.679	1	1	2:41.897	58.752	1:02.450	40.695	250.6	2:41.897
2	1	2:25.410	38.387	1:02.788	44.235	208.9	6:48.089	2	1	2:13.807	34.888	58.992	39.927	251.2	4:55.704
3	1	2:23.559	37.321	1:02.276	43.962	212.2	9:11.648	3	1	2:12.512	34.985	58.049	39.478	251.7	7:08.216
4	1	2:25.298	38.480	1:02.580	44.238	209.3	11:36.946	4	1	2:15.243	34.774	59.845	40.624	227.8	9:23.459
5	1	2:25.005	37.962	1:02.917	44.126	211.8	14:01.951	5	1	2:16.240	35.435	59.503	41.302	235.8	11:39.699
6	1	3:02.017B	41.872	1:18.205	1:01.940	166.9	17:03.968	6	1	2:15.625	35.428	1:00.387	39.810	251.2	13:55.324
7	1	5:23.017	3:34.476	1:03.536	45.005	206.9	22:26.985	7	1	2:20.583B	35.209	59.212	46.162	251.2	16:15.907
8	1	2:36.473	38.861	1:12.374	45.238	208.1	25:03.458	8	1	6:21.302	4:22.529	1:10.369	48.404	153.0	22:37.209
9	1	2:23.545	37.175	1:01.960	44.410	209.7	27:27.003	9	1	2:12.682	34.982	58.145	39.555	252.9	24:49.891
10	1	2:53.039	39.649	1:11.208	1:02.182	122.3	30:20.042	10	1	2:28.236B	34.780	1:00.971	52.485	175.6	27:18.127
11	1	2:24.513	38.112	1:02.178	44.223	209.7	32:44.555								
12	1	2:24.204	37.390	1:02.445	44.369	209.7	35:08.759								
13	1	2:34.473	43.642	1:03.952	46.879	197.4	37:43.232								
14	1	2:24.560	37.729	1:02.067	44.764	206.5	40:07.792								
15	1	2:25.017	38.666	1:02.323	44.028	209.3	42:32.809								
16	1	2:25.896	37.616	1:04.082	44.198	209.3	44:58.705								
17	1	2:24.332	37.430	1:02.681	44.221	211.8	47:23.037								
18	1	2:24.236	37.640	1:02.489	44.107	210.9	49:47.273								
21		HISPANO ALEMÁN RACING TEAM					MINI COOPER								
		1.Nahuel D. POZZUTO					TC6								
		2.Marcos POZZUTO(Jr)													
1	1	3:43.839	1:39.698	1:11.815	52.326	160.5	3:43.839	1	1	3:53.892	1:48.870	1:14.433	50.589	186.5	3:53.892
2	1	2:49.218	45.956	1:14.589	48.673	184.3	6:33.057	2	1	2:40.054	41.994	1:10.442	47.618	188.8	6:33.946
3	1	2:37.328	41.285	1:07.274	48.769	183.4	9:10.385	3	1	2:37.356	40.797	1:09.394	47.165	199.3	9:11.302
4	1	3:08.874B	42.212	1:27.243	59.419	157.7	12:19.259	4	1	3:10.564B	41.916	1:25.619	1:03.029	144.8	12:21.866
5	1	8:35.545	6:29.150	1:13.956	52.439	169.3	20:54.804	5	1	4:56.037	2:58.071	1:10.009	47.957	197.4	17:17.903
6	1	2:40.071	42.673	1:08.455	48.943	183.7	23:34.875	6	1	2:35.300	40.015	1:07.687	47.598	197.4	19:53.203
7	1	2:37.732	41.466	1:07.435	48.831	184.6	26:12.607	7	1	2:43.623B	40.234	1:07.852	55.537	185.9	22:36.826
8	1	2:55.608B	44.517	1:12.606	58.485	181.8	29:08.215								
9	1	5:03.442	3:07.336	1:07.166	48.940	181.8	34:11.657								
10	1	2:36.008	40.339	1:07.210	48.459	183.7	36:47.665								
11	1	2:39.447	40.919	1:08.267	50.261	174.8	39:27.112								
12	1	2:36.135	40.798	1:06.991	48.346	182.7	42:03.247								
13	1	2:36.024	40.837	1:06.925	48.262	184.9	44:39.271								
14	1	2:36.025	40.627	1:07.049	48.349	184.6	47:15.296								
24		HISPANO ALEMÁN RACING TEAM					MINI COOPER								
		1.Francisco BRACO					TC6								
		2.Catalin NICULAI													
1	1	4:05.026	2:03.354	1:12.575	49.097	189.1	4:05.026								
2	1	2:41.100	41.771	1:10.303	49.026	184.9	6:46.126								
3	1	2:41.843	42.237	1:10.489	49.117	184.6	9:27.969								
4	1	2:41.419	41.680	1:09.258	50.481	183.1	12:09.388								
5	1	2:38.414	42.239	1:07.412	48.763	186.5	14:47.802								
6	1	2:39.143	41.682	1:08.752	48.709	185.9	17:26.945								
7	1	2:41.934	42.167	1:10.621	49.146	184.6	20:08.879								
8	1	2:38.327	41.450	1:07.563	49.314	184.6	22:47.206								
9	1	2:48.162B	41.624	1:09.141	57.397	177.6	25:35.368								
25		E2P					BMW M2 CS RACING								
		1.Pablo CARREGAL					TC1								
1	1	2:41.897	58.752	1:02.450	40.695	250.6	2:41.897								
2	1	2:13.807	34.888	58.992	39.927	251.2	4:55.704								
3	1	2:12.512	34.985	58.049	39.478	251.7	7:08.216								
4	1	2:15.243	34.774	59.845	40.624	227.8	9:23.459								
5	1	2:16.240	35.435	59.503	41.302	235.8	11:39.699								
6	1	2:15.625	35.428	1:00.387	39.810	251.2	13:55.324								
7	1	2:20.583B	35.209	59.212	46.162	251.2	16:15.907								
8	1	6:21.302	4:22.529	1:10.369	48.404	153.0	22:37.209								
9	1	2:12.682	34.982	58.145	39.555	252.9	24:49.891								
10	1	2:28.236B	34.780	1:00.971	52.485	175.6	27:18.127								
41		DRIVER'S ACADEMY					RENAULT CLIO CUP V								
		1.Carlos CORTÉS					TC5								
1	1	3:53.892	1:48.870	1:14.433	50.589	186.5	3:53.892								
2	1	2:40.054	41.994	1:10.442	47.618	188.8	6:33.946								
3	1	2:37.356	40.797	1:09.394	47.165	199.3	9:11.302								
4	1	3:10.564B	41.916	1:25.619	1:03.029	144.8	12:21.866								
5	1	4:56.037	2:58.071	1:10.009	47.957	197.4	17:17.903								
6	1	2:35.300	40.015	1:07.687	47.598	197.4	19:53.203								
7	1	2:43.623B	40.234	1:07.852	55.537	185.9	22:36.826								
119		PROMOTION MOTORSPORT					BMW M4 GT4								
		1.JM SMÖRG					GT4								
		2.Eric GENE													
1	1	5:50.841	4:15.128	57.125	38.588	247.7	5:50.841								
2	1	2:07.161	33.460	55.354	38.347	248.3	7:58.002								
3	1	2:07.974	33.416	55.973	38.585	248.3	10:05.976								
4	1	2:07.407	32.839	55.503	39.065	250.6	12:13.383								
5	1	2:06.776	33.383	55.132	38.261	250.6	14:20.159								
6	1	2:12.175B	32.901	55.085	44.189	251.2	16:32.334								
7	1	4:46.405	2:59.509	1:07.062	39.834	242.7	21:18.739								
8	1	2:10.462	33.764	55.833	40.865	198.5	23:29.201								
9	1	2:04.718	32.504	54.187	38.027	250.6	25:33.919								
10	1	2:31.843B	37.725	1:03.274	50.844	182.7	28:05.762								
11	1	4:29.980	2:51.693	58.532	39.755	248.3	32:35.742								
12	1	2:12.117	35.034	57.464	39.619	248.8	34:47.859								
13	1	2:12.110	34.768	57.967	39.375	250.6	36:59.969								
14	1	2:14.716	35.235	57.703	41.778	250.0	39:14.685								
15	1	2:19.042	35.082	1:04.104											

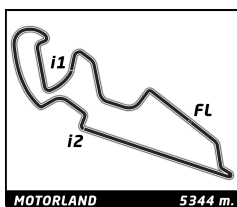


Campeonato de España de GT-CET
ROUND 3 - MOTORLAND
GT-CET - Entrenamientos Libres

Sector Analysis

■ Personal Best ■ Session Best B Crossing the pit lane

Lap	D	Time	Sector 1	Sector 2	Sector 3	T.Spd	Elapsed	Lap	D	Time	Sector 1	Sector 2	Sector 3	T.Spd	Elapsed								
5	1	2:25.178	36.285	1:04.462	44.431	234.8	12:24.137	2	1	4:33.185	2:52.106	1:02.085	38.994	253.5	9:03.841								
6	1	2:19.225	36.695	1:02.186	40.344	246.0	14:43.362	3	1	2:10.304	34.409	57.513	38.382	257.1	11:14.145								
7	1	2:28.168	B 36.708	1:01.906	49.554	224.5	17:11.530	4	1	2:09.938	33.671	57.700	38.567	257.8	13:24.083								
8	1	4:40.752	2:55.934	1:03.658	41.160	250.6	21:52.282	5	1	2:08.478	34.150	56.297	38.031	256.5	15:32.561								
9	1	2:20.770	36.122	1:03.152	41.496	239.5	24:13.052	6	1	2:07.523	33.896	56.148	37.479	257.8	17:40.084								
10	1	2:18.045	36.089	1:02.467	39.489	253.5	26:31.097	7	1	2:19.086	B 33.574	59.320	46.192	208.5	19:59.170								
11	1	2:29.738	B 35.541	1:00.037	54.160	177.6	29:00.835	8	1	3:38.623	2:07.352	54.255	37.016	258.4	23:37.793								
12	1	4:14.155	2:27.470	1:05.334	41.351	253.5	33:14.990	9	1	2:02.850	32.572	53.762	36.516	259.6	25:40.643								
13	1	2:24.318	36.599	1:05.121	42.598	251.7	35:39.308	10	1	2:03.608	32.259	54.175	37.174	259.6	27:44.251								
14	1	2:22.587	37.390	1:03.672	41.525	252.3	38:01.895	11	1	2:02.738	32.205	53.685	36.848	264.1	29:46.989								
15	1	2:22.058	37.078	1:03.542	41.438	251.7	40:23.953	12	1	2:02.641	32.275	53.635	36.731	261.5	31:49.630								
16	1	2:24.995	37.599	1:05.007	42.389	239.5	42:48.948	13	1	2:22.702	B 35.337	1:01.206	46.159	216.0	34:12.332								
17	1	2:37.271	B 37.414	1:05.423	54.434	198.2	45:26.219	14	1	4:16.804	2:39.885	58.298	38.621	256.5	38:29.136								
121 VORTEX 1.Arnaud GOMEZ 2.Pascal CHARLES VORTEX 2.0 GPX								15								1	2:08.755	33.792	56.985	37.978	255.9	40:37.891	
1								1	2:42.931	B 50.532	58.933	53.466	162.9	2:42.931	16	1	2:07.060	33.129	56.043	37.888	258.4	42:44.951	
2								1	2:35.307	1:01.761	55.969	37.577	255.9	5:18.238	17	1	2:05.785	33.001	55.581	37.203	258.4	44:50.736	
3								1	2:02.311	31.811	53.518	36.982	255.3	7:20.549	18	1	2:05.535	32.481	55.574	37.480	259.6	46:56.271	
4								1	2:35.501	33.032	1:00.244	1:02.225	194.6	9:56.050	19	1	2:07.042	33.093	56.585	37.364	260.2	49:03.313	
5								1	2:05.875	31.890	56.023	37.962	257.8	12:01.925	20	1	2:04.779	32.614	55.021	37.144	263.4	51:08.092	
6								1	2:01.738	31.471	53.538	36.729	260.2	14:03.663	129 PCR SPORT 1.Harriet ARRUIBARRENA 2.Antonio Aristi MERCEDES AMG GT4 GT4								
7								1	2:25.684	B 34.648	1:00.895	50.141	197.4	16:29.347	1	1	4:50.886	2:48.451	1:14.292	48.143	190.5	4:50.886	
8								1	4:43.633	3:07.706	57.760	38.167	254.1	21:12.980	2	1	2:37.930	43.468	1:06.292	48.170	185.6	7:28.816	
9								1	2:06.250	33.367	55.505	37.378	257.1	23:19.230	3	1	2:29.482	B 36.930	1:00.906	51.646	179.7	9:58.298	
10								1	2:03.732	32.495	53.972	37.265	260.2	25:22.962	4	1	4:00.326	2:18.842	1:01.322	40.162	243.2	13:58.624	
11								1	2:26.713	32.514	1:06.970	47.229	159.8	27:49.675	5	1	2:11.614	34.609	57.221	39.784	245.5	16:10.238	
12								1	2:03.644	32.705	53.831	37.108	259.0	29:53.319	6	1	2:10.172	2:09.860	33.666	56.549	39.957	242.2	18:20.410
13								1	2:04.534	33.231	53.642	37.661	259.6	31:57.853	7	1	2:09.860	33.773	56.711	39.376	244.3	20:30.270	
14								1	2:04.713	33.162	54.493	37.058	259.0	34:02.566	8	1	2:28.298	34.373	1:07.460	46.465	159.5	22:58.568	
15								1	2:03.861	32.079	54.274	37.508	260.2	36:06.427	9	1	2:38.444	B 34.799	1:08.800	54.845	168.2	25:37.012	
16								1	2:02.848	32.651	53.322	36.875	258.4	38:09.275	10	1	8:58.265	7:15.513	1:00.973	41.779	242.2	34:35.277	
124 GT CORSE RACING 1.Manuel BERTOLIN BMW M4 GT4 EVO GT4								11								1	2:12.900	34.783	58.137	39.980	242.2	36:48.177	
1								1	3:31.447	1:17.325	1:19.147	54.975	148.6	3:31.447	12	1	2:12.389	34.145	58.439	39.805	242.7	39:00.566	
2								1	2:35.515	44.600	1:03.815	47.100	183.1	6:06.962	13	1	2:25.193	36.231	1:04.842	44.120	192.5	41:25.759	
3								1	2:31.986	42.072	1:08.311	41.603	236.3	8:38.948	14	1	2:22.175	B 35.951	58.089	48.135	243.2	43:47.934	
4								1	2:11.147	34.391	57.085	39.671	242.7	10:50.095	15	1	4:36.401	2:47.726	1:04.686	43.989	220.0	48:24.335	
5								1	2:09.410	33.757	56.360	39.293	246.0	12:59.505	16	1	2:11.691	34.615	57.312	39.764	245.5	50:36.026	
6								1	2:08.837	33.272	56.433	39.132	246.6	15:08.342	138 ESCUDERIA FARAON 1.Pablo BRAS 2.Agustin SANABRIA PORSCHE 992 GT3 CUP GPX								
7								1	2:09.253	33.270	56.157	39.826	245.5	17:17.595	1	1	29:37.457	...	57.314	37.817	252.9	29:37.457	
8								1	2:14.497	B 33.645	56.452	44.400	246.0	19:32.092	2	1	2:08.238	34.235	55.682	38.321	251.7	31:45.695	
9								1	6:32.150	4:48.483	1:01.720	41.947	228.3	26:04.242	3	1	5:06.756	B 1:06.030	2:07.244	1:53.482	49.3	36:52.451	
10								1	2:07.277	32.947	55.407	38.923	247.1	28:11.519	4	1	10:01.602	8:21.128	1:01.101	39.373	251.7	46:54.053	
11								1	2:24.445	33.196	58.414	52.835	170.6	30:35.964	5	1	2:10.961	33.870	58.887	38.204	254.7	49:05.014	
12								1	2:16.937	B 33.025	57.641	46.271	245.5	32:52.901	6	1	2:09.853	33.705	58.211	37.937	255.3	51:14.867	
13								1	6:14.550	4:26.775	1:02.225	45.550	226.9	39:07.451	140 MONTEIROS COMPETICOES 1.Antonio J.N. DA ROCHA BMW M4 GT4 GT4								
14								1	2:19.726	40.209	1:00.018	39.499	244.9	41:27.177	1	1	3:12.189	1:17.954	1:11.156	43.079	243.8	3:12.189	
15								1	2:24.273	34.161	57.964	52.148	173.9	43:51.450	2	1	2:21.791	37.387	1:02.964	41.440	241.6	5:33.980	
16								1	2:58.259	42.044	1:06.274	1:09.941	120.5	46:49.709	3	1	2:19.880	36.949	1:01.441	41.490	241.1	7:53.860	
17								1	2:07.522	33.159	55.420	38.943	247.1	48:57.231	4	1	2:20.333	37.431	1:01.293	41.609	240.0	10:14.193	
18								1	2:07.933	33.242	55.687	39.004	246.0	51:05.164	5	1	2:35.614	B 42.445	1:05.602	47.567	242.2	12:49.807	
125 PCR SPORT 1.Lorenzo MENDIETA(Jf) 2.Jordi FUSET PORSCHE 992 GT3 CUP GT CUP								6								1	5:14.539	3:29.926	1:02.434	42.179	241.1	18:04.346	
1								1	4:30.656	B 2:29.121	1:06.087	55.448	165.4	4:30.656	7	1	2:19.251	36.971	1:00.851	41.429	240.5	20:23.597	



Campeonato de España de GT-CET

ROUND 3 - MOTORLAND

GT-CET - Entrenamientos Libres

Sector Analysis

■ Personal Best
 ■ Session Best
 B Crossing the pit lane

Lap	D	Time	Sector 1	Sector 2	Sector 3	T.Spd	Elapsed	Lap	D	Time	Sector 1	Sector 2	Sector 3	T.Spd	Elapsed
8	1	2:27.747	B 37.178	1:01.381	49.188	241.1	22:51.344								
9	1	6:24.459	4:39.740	1:03.015	41.704	245.5	29:15.803								
10	1	2:17.766	37.400	59.557	40.809	241.6	31:33.569								
11	1	2:16.564	35.949	59.995	40.620	242.7	33:50.133								
12	1	2:24.597	B 36.568	1:00.109	47.920	241.1	36:14.730								
13	1	6:07.553	4:25.622	1:01.108	40.823	242.7	42:22.283								
14	1	2:16.465	36.360	59.313	40.792	242.7	44:38.748								
15	1	2:16.400	35.705	59.257	41.438	242.7	46:55.148								

180	PLEMAR SPORT 1. Jose Luis LOPEZ(Jf) 2. Alvaro RODRIGUEZ	ALPINE A-110 CUP GPR
------------	--	-------------------------

1	1	6:36.573	4:43.398	1:08.464	44.711	228.8	6:36.573
2	1	2:33.839	39.825	1:09.372	44.642	226.4	9:10.412
3	1	2:35.395	B 39.180	1:05.093	51.122	221.8	11:45.807
4	1	3:43.788	1:54.479	1:05.228	44.081	227.4	15:29.595
5	1	2:27.185	39.459	1:03.665	44.061	228.8	17:56.780
6	1	2:23.805	38.383	1:02.647	42.775	230.3	20:20.585
7	1	2:22.847	38.238	1:02.037	42.572	231.3	22:43.432
8	1	2:21.177	36.850	1:01.862	42.465	232.3	25:04.609
9	1	2:23.129	37.769	1:02.102	43.258	224.1	27:27.738
10	1	2:22.242	37.887	1:01.571	42.784	233.3	29:49.980
11	1	2:21.934	38.185	1:01.601	42.148	231.3	32:11.914
12	1	2:24.891	37.660	1:03.193	44.038	223.1	34:36.805
13	1	2:28.739	B 36.854	1:02.871	49.014	231.3	37:05.544
14	1	4:26.896	2:42.407	1:02.825	41.664	230.8	41:32.440
15	1	2:14.856	35.088	58.530	41.238	234.8	43:47.296
16	1	2:13.001	34.646	57.954	40.401	234.3	46:00.297
17	1	2:21.556	34.510	1:03.664	43.382	182.4	48:21.853
18	1	2:11.495	33.852	57.191	40.452	235.3	50:33.348