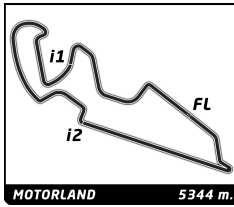


Campeonato de España de GT-CET ROUND 3 - MOTORLAND Carrera 2

Sector Analysis

■ Personal Best
 ■ Session Best
 ■ Crossing the pit lane

Lap	D	Time	Sector 1	Sector 2	Sector 3	T.Sp	Elapsed	Lap	D	Time	Sector 1	Sector 2	Sector 3	T.Sp	Elapsed	
1	BALBOR MOTORSPORT RENAULT CLIO CUP IV															
	1. Jose Luis ALBORS (Jf) TC4															
	2. Germán LÓPEZ															
	1	2	2:30.696	42.171	1:03.665	44.860	205.7	2:30.696	11	2	3:38.673	37.226	1:42.637	1:18.810	56.1	27:03.451
	2	2	2:24.215	37.055	1:02.487	44.673	206.9	4:54.911	12	2	2:17.525B	35.512	57.622	44.391	248.3	29:20.976
	3	2	2:26.161	37.064	1:04.345	44.752	206.1	7:21.072	13	1	4:19.076	2:34.428	1:02.802	41.846	251.2	33:40.052
	4	2	2:25.667	37.792	1:02.513	45.362	205.7	9:46.739	14	1	2:19.109	36.862	1:01.038	41.209	250.0	35:59.161
	5	2	2:25.389	38.360	1:02.364	44.665	205.7	12:12.128	15	1	2:21.911	36.904	1:02.231	42.776	251.7	38:21.072
	6	2	2:25.224	37.347	1:02.835	45.042	206.1	14:37.352	16	1	2:19.796	37.476	1:01.102	41.218	255.9	40:40.868
	7	2	2:25.092	37.320	1:02.954	44.818	205.3	17:02.444	17	1	2:19.319	36.112	1:00.401	42.806	254.1	43:00.187
	8	2	2:37.336	38.693	1:08.218	50.425	169.8	19:39.780	18	1	2:19.621	37.255	1:00.662	41.704	250.6	45:19.808
	9	2	3:06.905	44.974	1:20.866	1:01.065	132.0	22:46.685	19	1	2:16.549	36.130	59.684	40.735	254.1	47:36.357
	10	2	4:16.620	59.006	1:57.981	1:19.633	57.3	27:03.305	20	1	2:18.690	36.981	1:00.859	40.850	247.1	49:55.047
	11	2	2:31.322B	38.595	1:03.681	49.046	207.3	29:34.627	21	1	2:19.989	36.783	1:01.505	41.701	250.6	52:15.036
	12	1	4:04.720	2:11.608	1:07.121	45.991	204.2	33:39.347								
	13	1	2:32.105	40.271	1:06.600	45.234	205.3	36:11.452								
	14	1	2:28.837	38.372	1:04.156	46.309	197.8	38:40.289								
	15	1	2:30.345	38.791	1:05.130	46.424	201.1	41:10.634								
	16	1	2:34.461	39.574	1:08.105	46.782	201.5	43:45.095								
17	1	2:33.861	40.387	1:06.599	46.875	201.1	46:18.956									
18	1	2:35.598	40.177	1:08.273	47.148	198.2	48:54.554									
19	1	2:34.607	40.040	1:07.737	46.830	200.0	51:29.161									
3	MDTE RACING MINI COOPER															
	1. Luis CHILLIDA(JF) TC6															
	1	1	2:37.409	44.758	1:05.498	47.153	198.2	2:37.409	11	2	2:28.610	41.489	1:04.179	42.942	228.8	2:28.610
	2	1	2:32.519	39.545	1:05.599	47.375	201.1	5:09.928	2	2	2:23.996	37.284	1:02.573	44.139	226.4	4:52.606
	3	1	2:32.027	39.172	1:05.140	47.715	200.0	7:41.955	3	2	2:20.642	37.642	1:01.547	41.453	225.5	7:13.248
	4	1	2:32.247	39.258	1:05.584	47.405	200.4	10:14.202	4	2	2:16.868	35.953	59.357	41.558	226.9	9:30.116
	5	1	2:33.544	38.794	1:07.386	47.364	199.3	12:47.746	5	2	2:17.453	35.714	59.485	42.254	224.5	11:47.569
	6	1	2:32.695	39.441	1:05.609	47.645	200.7	15:20.441	6	2	2:15.955	35.449	58.879	41.627	225.0	14:03.524
	7	1	2:39.826	40.234	1:07.429	52.163	168.7	18:00.267	7	2	2:15.631	35.372	58.817	41.442	225.5	16:19.155
	8	1	3:02.340	40.892	1:22.562	58.886	164.9	21:02.607	8	2	2:25.149	36.012	1:05.184	43.953	216.4	18:44.304
	9	1	2:35.127	40.737	1:07.078	47.312	194.2	23:37.734	9	2	2:31.136	39.629	1:04.065	47.442	184.9	21:15.440
	10	1	3:30.006	39.586	1:32.040	1:18.380	46.2	27:07.740	10	2	2:29.241	38.625	1:02.984	47.632	177.0	23:44.681
	11	1	2:38.965B	40.359	1:05.918	52.688	199.3	29:46.705	11	2	3:24.435	41.638	1:27.862	1:14.935	47.0	27:09.116
	12	1	4:17.264	2:25.247	1:04.950	47.067	199.3	34:03.969	12	2	2:18.797	37.623	59.950	41.224	223.1	29:27.913
	13	1	2:32.995	39.467	1:06.338	47.190	199.3	36:36.964	13	2	2:22.408B	35.591	59.900	46.917	225.5	31:50.321
	14	1	2:31.716	38.959	1:05.738	47.019	199.3	39:08.680	14	1	3:59.087	2:18.782	58.915	41.390	226.4	35:49.408
	15	1	2:32.303	38.991	1:05.321	47.991	197.4	41:40.983	15	1	2:13.798	34.793	57.975	41.030	225.5	38:03.206
	16	1	2:31.690	39.810	1:04.940	46.940	200.7	44:12.673	16	1	2:14.045	34.748	58.215	41.082	224.1	40:17.251
	17	1	2:33.579	41.085	1:04.712	47.782	197.4	46:46.252	17	1	2:14.243	34.692	58.182	41.369	224.1	42:31.494
18	1	2:31.233	39.317	1:04.769	47.147	199.3	49:17.485	18	1	2:14.085	34.832	58.084	41.169	225.9	44:45.579	
19	1	2:33.504	40.909	1:04.423	48.172	197.4	51:50.989	19	1	2:14.357	35.306	57.949	41.102	224.5	46:59.936	
9	HISPANO ALEMAN RACING TEAM BMW M2 CS RACING															
	1. Oscar APARICIO TC1															
	2. Álvaro BARBA															
	1	2	2:14.245	37.059	57.356	39.830	247.7	2:14.245	11	2	2:46.129	47.392	1:09.084	49.653	182.1	2:46.129
	2	2	2:12.005	34.546	57.142	40.317	250.0	4:26.250	2	2	2:41.098	42.512	1:09.398	49.188	184.9	5:27.227
	3	2	2:11.085	34.529	57.433	39.123	254.1	6:37.335	3	2	2:42.053	42.393	1:08.493	51.167	183.1	8:09.280
	4	2	2:10.824	34.459	57.413	38.952	248.8	8:48.159	4	2	2:44.041	42.155	1:10.957	50.929	184.3	10:53.321
	5	2	2:11.259	34.519	57.752	38.988	247.1	10:59.418	5	2	2:41.615	42.723	1:09.033	49.859	184.0	13:34.936
	6	2	2:10.707	34.335	57.539	38.833	248.8	13:10.125	6	2	2:42.636	42.764	1:09.589	50.283	183.4	16:17.572
	7	2	2:11.932	34.344	58.653	38.935	252.3	15:22.057	7	2	3:07.078	43.464	1:12.976	1:10.638	120.5	19:24.650
	8	2	2:18.280	34.825	58.032	45.423	222.2	17:40.337	8	2	3:13.794	51.009	1:21.971	1:00.814	137.2	22:38.444
	9	2	3:17.254	48.730	1:29.371	59.153	134.0	20:57.591	9	2	2:56.817	55.992	1:11.989	48.836	188.5	25:35.261
	10	2	2:27.187	40.359	1:02.505	44.323	218.2	23:24.778	10	2	2:49.511B	43.278	1:11.221	55.012	184.6	28:24.772
11	DRIVER'S ACADEMY PEUGEOT 308 CUP															
	1. Alvaro RODRIGUEZ TC2															
	2. Roberto F. MORENO															
	1	2	2:28.610	41.489	1:04.179	42.942	228.8	2:28.610	11	2	2:17.525B	35.512	57.622	44.391	248.3	29:20.976
	2	2	2:23.996	37.284	1:02.573	44.139	226.4	4:52.606	13	1	4:19.076	2:34.428	1:02.802	41.846	251.2	33:40.052
	3	2	2:20.642	37.642	1:01.547	41.453	225.5	7:13.248	14	1	2:19.109	36.862	1:01.038	41.209	250.0	35:59.161
	4	2	2:16.868	35.953	59.357	41.558	226.9	9:30.116	15	1	2:21.911	36.904	1:02.231	42.776	251.7	38:21.072
	5	2	2:17.453	35.714	59.485	42.254	224.5	11:47.569	16	1	2:19.796	37.476	1:01.102	41.218	255.9	40:40.868
	6	2	2:15.955	35.449	58.879	41.627	225.0	14:03.524	17	1	2:19.319	36.112	1:00.401	42.806	254.1	43:00.187
	7	2	2:15.631	35.372	58.817	41.442	225.5	16:19.155	18	1	2:19.621	37.255	1:00.662	41.704	250.6	45:19.808
	8	2	2:25.149	36.012	1:05.184	43.953	216.4	18:44.304	19	1	2:16.549	36.130	59.684	40.735	254.1	47:36.357
	9	2	2:31.136	39.629	1:04.065	47.442	184.9	21:15.440	20	1	2:18.690	36.981	1:00.859	40.850	247.1	49:55.047
	10	2	2:29.241	38.625	1:02.984	47.632	177.0	23:44.681	21	1	2:19.989	36.783	1:01.505	41.701	250.6	52:15.036
	11	2	3:24.435	41.638	1:27.862	1:14.935	47.0	27:09.116								
	12	2	2:18.797	37.623	59.950	41.224	223.1	29:27.913								
	13	2	2:22.408B	35.591	59.900	46.917	225.5	31:50.321								
	14	1	3:59.087	2:18.782	58.915	41.390	226.4	35:49.408								
	15	1	2:13.798	34.793	57.975	41.030	225.5	38:03.206								
	16	1	2:14.045	34.748	58.215	41.082	224.1	40:17.251								
17	1	2:14.243	34.692	58.182	41.369	224.1	42:31.494									
18	1	2:14.085	34.832	58.084	41.169	225.9	44:45.579									
19	1	2:14.357	35.306	57.949	41.102	224.5	46:59.936									
20	1	2:14.707	34.980	58.371	41.356	227.4	49:14.643									
21	1	2:14.823	34.991	58.173	41.659	226.4	51:29.466									
12	HISPANO ALEMAN RACING TEAM MINI COOPER															
	1. Carlos MEDINA TC6															
	2. Daniel DE LA PEÑA															
	1	2	2:46.129	47.392	1:09.084	49.653	182.1	2:46.129	11	2	2:46.129	47.392	1:09.084			

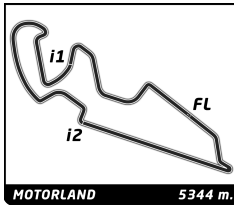


Campeonato de España de GT-CET ROUND 3 - MOTORLAND Carrera 2

Sector Analysis

■ Personal Best
 ■ Session Best
 ■ Crossing the pit lane

Lap	D	Time	Sector 1	Sector 2	Sector 3	T.Spd	Elapsed	Lap	D	Time	Sector 1	Sector 2	Sector 3	T.Spd	Elapsed
20 BALBOR MOTORSPORT RENAUL CLIO CUP IV 1.Marcos GARCIA TC4															
1	1	2:31.276	41.882	1:04.558	44.836	197.8	2:31.276								
2	1	2:24.280	37.236	1:02.574	44.470	213.0	4:55.556								
3	1	2:26.526	37.260	1:04.196	45.070	196.4	7:22.082								
4	1	2:24.939	37.554	1:02.730	44.655	196.0	9:47.021								
5	1	2:24.364	37.664	1:02.169	44.531	210.5	12:11.385								
6	1	2:23.738	36.924	1:02.463	44.351	210.9	14:35.123								
7	1	2:25.944	37.646	1:03.240	45.058	211.4	17:01.067								
8	1	2:36.973	38.755	1:08.376	49.842	174.5	19:38.040								
9	1	3:08.118	46.134	1:20.900	1:01.084	132.8	22:46.158								
10	1	4:13.151	58.620	1:58.281	1:16.250	54.1	26:59.309								
11	1	2:31.081	37.541	1:03.236	50.304	209.7	29:30.390								
12	1	4:14.432	2:26.751	1:03.328	44.353	210.1	33:44.822								
13	1	2:24.712	37.469	1:02.878	44.365	209.7	36:09.534								
14	1	2:24.928	37.603	1:02.992	44.333	208.5	38:34.462								
15	1	2:23.891	37.077	1:02.263	44.551	207.7	40:58.353								
16	1	2:24.801	37.652	1:02.903	44.246	208.1	43:23.154								
17	1	2:23.979	37.144	1:02.151	44.684	208.5	45:47.133								
18	1	2:23.718	37.172	1:02.157	44.389	209.7	48:10.851								
19	1	2:24.033	37.524	1:02.046	44.463	209.3	50:34.884								
20	1	2:25.575	37.849	1:02.612	45.114	209.7	53:00.459								
24 HISPANO ALEMAN RACING TEAM MINI COOPER 1.Catalin NICULAI TC6 2.Francisco BRACO															
1	1	2:40.530	45.534	1:06.573	48.423	190.5	2:40.530								
2	1	2:34.185	40.604	1:05.708	47.873	194.2	5:14.715								
3	1	2:33.394	39.954	1:05.714	47.726	193.5	7:48.109								
4	1	2:34.162	40.141	1:05.663	48.358	193.2	10:22.271								
5	1	2:34.778	41.020	1:05.828	47.930	192.5	12:57.049								
6	1	2:33.726	39.642	1:05.871	48.213	190.8	15:30.775								
7	1	2:44.746	40.309	1:09.594	54.843	165.6	18:15.521								
8	1	2:49.938	40.743	1:10.851	58.344	164.9	21:05.459								
9	1	2:34.236	40.084	1:06.050	48.102	192.9	23:39.695								
10	1	3:31.931	40.855	1:29.416	1:21.660	38.7	27:11.626								
11	2	4:05.021	2:10.902	1:06.277	47.842	194.6	31:16.647								
12	2	2:35.604	40.547	1:06.846	48.211	193.9	33:52.251								
13	2	2:36.451	40.356	1:07.790	48.305	189.8	36:28.702								
14	2	2:33.399	39.674	1:05.747	47.978	193.5	39:02.101								
15	2	2:34.211	40.018	1:06.037	48.156	191.5	41:36.312								
16	2	2:36.277	40.409	1:07.549	48.319	190.1	44:12.589								
17	2	2:36.622	42.387	1:06.319	47.916	190.5	46:49.211								
18	2	2:35.398	40.361	1:06.631	48.406	191.8	49:24.609								
19	2	2:34.055	40.153	1:05.799	48.103	190.1	51:58.664								
25 E2P BMW M2 CS RACING 1.Pablo CARREGAL TC1															
1	1	2:14.463	37.298	57.700	39.465	256.5	2:14.463								
2	1	2:12.097	34.633	57.627	39.837	243.8	4:26.560								
3	1	2:11.763	34.659	57.981	39.123	252.9	6:38.323								
4	1	2:10.620	34.139	57.403	39.078	255.9	8:48.943								
5	1	2:11.867	34.887	57.626	39.354	252.3	11:00.810								
6	1	2:13.241	35.082	58.819	39.340	252.3	13:14.051								
7	1	2:11.845	34.332	58.162	39.351	255.3	15:25.896								
8	1	2:18.768	34.599	59.049	45.120	197.4	17:44.664								
9	1	3:13.903	45.977	1:29.783	58.143	173.4	20:58.567								
10	1	2:28.178	40.932	1:02.815	44.431	207.7	23:26.745								
11	1	3:37.688	37.239	1:42.142	1:18.307	46.9	27:04.433								
12	1	2:17.595	35.660	57.335	44.600	257.1	29:22.028								
13	1	3:58.139	2:20.465	58.217	39.457	250.0	33:20.167								
14	1	2:10.884	34.464	57.313	39.107	250.0	35:31.051								
15	1	2:10.819	34.089	57.391	39.339	245.5	37:41.870								
16	1	2:11.504	34.256	57.799	39.449	249.4	39:53.374								
17	1	2:12.103	35.176	57.680	39.247	250.0	42:05.477								
18	1	2:12.010	34.405	58.012	39.593	243.2	44:17.487								
19	1	2:15.039	36.344	58.773	39.922	230.8	46:32.526								
20	1	2:13.617	34.744	58.842	40.031	232.3	48:46.143								
21	1	2:11.925	34.561	58.192	39.172	250.6	50:58.068								
22	1	2:12.243	34.590	58.436	39.217	253.5	53:10.311								
41 DRIVER'S ACADEMY RENAULT CLIO CUP V 1.Carlos CORTÉS TC5															
1	1	2:36.006	44.174	1:05.709	46.123	201.1	2:36.006								



Campeonato de España de GT-CET

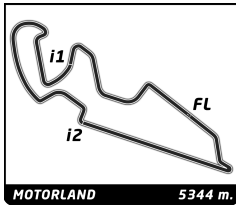
ROUND 3 - MOTORLAND

Carrera 2

Sector Analysis

■ Personal Best
 ■ Session Best
 ■ Crossing the pit lane

Lap	D	Time	Sector 1	Sector 2	Sector 3	T.Spd	Elapsed	Lap	D	Time	Sector 1	Sector 2	Sector 3	T.Spd	Elapsed
119 PROMOTION MOTORSPORT BMW M4 GT4 1.JM SMÖRG 2.Eric GENE															
1	2	2:09.142	34.846	55.265	39.031	247.7	2:09.142								
2	2	2:06.073	32.726	54.744	38.603	248.8	4:15.215								
3	2	2:05.379	32.472	54.511	38.396	250.0	6:20.594								
4	2	2:05.371	32.561	54.601	38.209	250.6	8:25.965								
5	2	2:05.640	32.486	54.637	38.517	249.4	10:31.605								
6	2	2:06.164	32.563	55.171	38.430	250.6	12:37.769								
7	2	2:05.862	32.404	55.063	38.395	250.6	14:43.631								
8	2	2:06.369	32.484	55.226	38.659	250.0	16:50.000								
9	2	2:42.647	44.998	1:08.689	48.960	174.8	19:32.647								
10	2	3:10.561	49.152	1:20.606	1:00.803	123.0	22:43.208								
11	2	4:12.241	1:00.226	1:57.765	1:14.250	73.3	26:55.449								
12	2	2:12.612	B	33.870	55.205	43.537	250.6	29:08.061							
13	1	4:11.015	2:28.175	58.166	44.674	242.2	33:19.076								
14	1	2:11.126	34.456	56.692	39.978	248.8	35:30.202								
15	1	2:10.449	34.185	56.490	39.774	247.7	37:40.651								
16	1	2:11.911	34.349	58.204	39.358	248.3	39:52.562								
17	1	2:12.385	35.531	56.999	39.855	247.1	42:04.947								
18	1	2:10.943	34.157	57.017	39.769	248.8	44:15.890								
19	1	2:12.908	35.772	57.516	39.620	248.3	46:28.798								
20	1	2:11.542	34.315	57.560	39.667	245.5	48:40.340								
21	1	2:10.939	34.356	57.077	39.506	249.4	50:51.279								
22	1	2:14.596	34.777	59.059	40.760	248.3	53:05.875								
120 VORTEX VORTEX 1.Stéphane BARRET 2.Stéphane GERVAIS(Jf)															
1	2	2:26.794	40.390	1:04.652	41.752	251.7	2:26.794								
2	2	2:25.540	37.619	1:05.436	42.485	230.3	4:52.334								
3	2	2:22.682	37.721	1:03.936	41.025	250.0	7:15.016								
4	2	2:19.666	36.811	1:01.859	40.996	255.3	9:34.682								
5	2	2:19.771	37.038	1:01.843	40.890	257.8	11:54.453								
6	2	2:17.353	36.153	1:00.854	40.346	256.5	14:11.806								
7	2	2:17.735	36.003	1:01.307	40.425	258.4	16:29.541								
8	2	2:56.224	37.327	1:08.577	1:10.320	113.3	19:25.765								
9	2	3:13.606	50.747	1:22.169	1:00.690	135.2	22:39.371								
10	2	2:56.821	55.767	1:12.301	48.753	185.9	25:36.192								
11	2	2:45.983	B	42.976	1:11.557	51.450	240.0	28:22.175							
121 VORTEX VORTEX 2.0 1.Arnaud GOMEZ 2.Pascal CHARLES															
1	1	2:01.514	30.561	53.790	37.163	259.0	2:01.514								
2	1	2:01.513	31.535	52.898	37.080	260.2	4:03.027								
3	1	2:00.215	31.301	52.336	36.578	262.1	6:03.242								
4	1	2:00.246	31.289	52.469	36.488	262.1	8:03.488								
5	1	2:06.790	B	31.179	53.290	42.321	259.6	10:10.278							
6	1	2:18.472	48.987	53.134	36.351	262.1	12:28.750								
7	1	12:37.175	B	31.242		200.0	25:05.925								
8	2	7:03.599	5:28.561	55.892	39.146	259.0	32:09.524								
9	2	2:04.544	32.359	55.273	36.912	261.5	34:14.068								
10	2	2:03.971	32.029	53.746	38.196	260.2	36:18.039								
11	2	2:02.674	32.201	53.260	37.213	265.4	38:20.713								
12	2	2:04.548	33.344	54.008	37.196	261.5	40:25.261								
122 GT CORSE RACING BMW M4 GT4 EVO 1.Manuel BERTOLÍN															
1	1	2:11.639	36.464	56.269	38.906	247.1	2:11.639								
2	1	2:06.700	32.900	55.241	38.559	248.3	4:18.339								
3	1	2:06.628	32.755	55.163	38.710	248.3	6:24.967								
4	1	2:06.660	32.713	55.145	38.802	248.8	8:31.627								
5	1	2:06.713	32.544	55.257	38.912	247.7	10:38.340								
6	1	2:07.040	32.670	55.292	39.078	251.2	12:45.380								
7	1	2:06.711	32.739	55.539	38.433	249.4	14:52.091								
8	1	2:06.410	32.505	55.037	38.868	250.0	16:58.501								
9	1	2:36.402	38.879	1:08.674	48.849	193.2	19:34.903								
10	1	3:10.604	48.470	1:21.016	1:01.118	130.8	22:45.507								
11	1	4:11.003	58.720	1:57.951	1:14.332	59.0	26:56.510								
12	1	2:13.468	B	33.660	55.355	44.453	249.4	29:09.978							
13	1	4:04.908	2:26.907	57.550	40.451	245.5	33:14.886								
14	1	2:07.500	33.084	55.878	38.538	248.3	35:22.386								
15	1	2:06.964	32.798	55.507	38.659	248.3	37:29.350								
16	1	2:08.501	34.115	55.964	38.422	247.7	39:37.851								
17	1	2:06.813	32.731	55.664	38.418	248.8	41:44.664								
18	1	2:10.479	34.646	56.814	39.019	247.7	43:55.143								
19	1	2:06.589	32.606	55.390	38.593	248.8	46:01.732								
20	1	2:06.850	32.819	55.600	38.431	252.3	48:08.582								
21	1	2:09.377	33.176	56.366	39.835	250.6	50:17.959								
22	1	2:06.624	32.784	55.373	38.467	248.3	52:24.583								
123 PCR SPORT PORSCHE 992 GT3 CUP 1.Lorenzo MENDIETA(Jf) 2.Jordi FUSET															
1	1	2:08.507	36.019	55.189	37.299	259.6	2:08.507								
2	1	2:04.744	32.454	54.892	37.398	262.1	4:13.251								
3	1	2:03.902	32.240	54.704	36.958	263.4	6:17.153								
4	1	2:04.931	32.273	55.143	37.515	262.1	8:22.084								



Campeonato de España de GT-CET
ROUND 3 - MOTORLAND
Carrera 2

Sector Analysis

■ Personal Best ■ Session Best B Crossing the pit lane

Lap	D	Time	Sector 1	Sector 2	Sector 3	T.Spd	Elapsed	Lap	D	Time	Sector 1	Sector 2	Sector 3	T.Spd	Elapsed							
5	1	2:04.527	32.199	54.415	37.913	261.5	10:26.611	13	2	3:49.434	2:19.395	53.470	36.569	257.8	32:56.188							
6	1	2:04.760	32.497	55.117	37.146	263.4	12:31.371	14	2	2:01.275	31.517	53.321	36.437	260.2	34:57.463							
7	1	2:04.579	32.014	54.609	37.956	264.1	14:35.950	15	2	2:01.153	31.590	53.090	36.473	259.6	36:58.616							
8	1	2:03.993	32.634	54.397	36.962	263.4	16:39.943	16	2	2:00.992	31.838	52.898	36.256	262.8	38:59.608							
9	1	2:48.639	35.841	1:04.712	1:08.086	121.8	19:28.582	17	2	2:01.132	31.447	53.282	36.403	262.1	41:00.740							
10	1	3:13.896	51.888	1:20.029	1:01.979	137.1	22:42.478	18	2	2:01.522	31.618	53.605	36.299	259.6	43:02.262							
11	1	4:12.795	59.947	1:57.696	1:15.152	69.2	26:55.273	19	2	2:01.530	31.861	53.082	36.587	260.2	45:03.792							
12	1	2:12.384	B 33.461	55.299	43.624	262.1	29:07.657	20	2	2:02.308	31.622	53.757	36.929	262.1	47:06.100							
13	2	3:44.145	2:13.815	53.784	36.546	261.5	32:51.802	21	2	2:03.822	32.386	54.326	37.110	262.1	49:09.922							
14	2	2:01.433	32.004	53.402	36.027	263.4	34:53.235	22	2	2:06.176	31.773	54.172	40.231	259.6	51:16.098							
15	2	2:01.810	31.592	53.136	37.082	263.4	36:55.045	140 MONTEIROS COMPETICOES BMW M4 GT4														
16	2	2:01.986	31.893	53.739	36.354	264.1	38:57.031	1. Antonio J.N. DA ROCHA GT4														
17	2	2:00.781	31.675	52.875	36.231	262.8	40:57.812	1	1	2:28.157	41.183	1:01.524	45.450	209.3	2:28.157							
18	2	2:01.909	31.617	53.639	36.653	260.9	42:59.721	2	1	2:25.273	37.072	1:02.223	45.978	207.3	4:53.430							
19	2	2:01.023	31.675	52.895	36.453	262.1	45:00.744	3	1	2:27.004	37.745	1:04.465	44.794	207.7	7:20.434							
20	2	2:00.791	31.426	52.867	36.498	261.5	47:01.535	4	1	2:24.917	38.293	1:01.764	44.860	205.3	9:45.351							
21	2	2:01.578	32.005	53.206	36.367	263.4	49:03.113	5	1	2:22.991	36.874	1:01.226	44.891	204.2	12:08.342							
22	2	2:02.152	31.758	53.385	37.009	262.1	51:05.265	6	1	2:23.349	37.522	1:01.283	44.544	204.5	14:31.691							
129 PCR SPORT MERCEDES AMG GT4								1. Harriet ARRUBARRENA GT4														
2. Antonio ARISTI								7								1	2:23.776	37.669	1:01.270	44.837	210.5	16:55.467
1	2	2:15.015	38.016	57.490	39.509	249.4	2:15.015	8	1	2:38.072	40.433	1:09.080	48.559	186.9	19:33.539							
2	2	2:11.542	34.376	56.780	40.386	243.8	4:26.557	9	1	3:10.335	48.973	1:21.049	1:00.313	115.1	22:43.874							
3	2	2:14.860	34.986	58.716	41.158	229.3	6:41.417	10	1	3:07.460	58.521	1:15.421	53.518	177.6	25:51.334							
4	2	2:16.832	B 34.093	56.845	45.894	234.8	8:58.249	11	1	2:41.114	42.060	1:08.201	50.853	179.1	28:32.448							
5	2	2:27.973	51.941	56.933	39.099	246.0	11:26.222	12	1	2:44.427	B 41.552	1:08.120	54.755	180.0	31:16.875							
6	2	2:08.615	33.724	55.669	39.222	247.1	13:34.837	13	1	3:50.369	2:05.032	1:01.380	43.957	213.4	35:07.244							
7	2	2:08.992	33.657	55.888	39.447	247.7	15:43.829	14	1	2:21.577	36.664	1:00.693	44.220	209.3	37:28.821							
8	2	2:36.973	33.406	1:06.517	57.050	143.8	18:20.802	15	1	2:22.835	36.917	1:01.694	44.224	208.5	39:51.656							
9	2	2:47.596	39.294	1:08.924	59.378	156.3	21:08.398	16	1	2:25.252	38.147	1:02.303	44.802	207.3	42:16.908							
10	2	2:34.194	39.038	1:07.282	47.874	184.9	23:42.592	17	1	2:27.060	38.682	1:03.565	44.813	209.3	44:43.968							
11	2	3:25.800	39.180	1:31.099	1:15.521	44.0	27:08.392	18	1	2:26.373	37.813	1:02.487	46.073	208.5	47:10.341							
12	2	2:11.848	35.366	57.525	38.957	246.0	29:20.240	19	1	2:26.757	37.797	1:03.429	45.531	210.1	49:37.098							
13	2	2:15.950	B 33.894	57.149	44.907	246.0	31:36.190	20	1	2:25.981	38.448	1:03.116	44.417	208.9	52:03.079							
14	1	4:29.896	2:49.506	1:01.015	39.375	244.9	36:06.086	180 PLEMAR SPORT ALPINE A-110 CUP														
15	1	2:13.238	34.217	58.396	40.625	242.7	38:19.324	1. Jose Luis LOPEZ(Jf) GPR														
16	1	2:11.966	34.450	57.981	39.535	244.9	40:31.290	2. Alvaro RODRIGUEZ														
17	1	2:11.943	34.258	58.231	39.454	244.9	42:43.233	1	2	2:16.199	37.654	58.313	40.232	238.4	2:16.199							
18	1	2:11.434	34.155	57.717	39.562	244.9	44:54.667	2	2	2:11.043	34.151	56.937	39.955	240.5	4:27.242							
19	1	2:13.561	34.203	58.361	40.997	245.5	47:08.228	3	2	2:12.397	34.473	57.846	40.078	239.5	6:39.639							
20	1	2:10.564	33.998	57.307	39.259	247.7	49:18.792	4	2	2:10.447	34.061	56.505	39.881	240.0	8:50.086							
21	1	2:14.868	35.254	58.676	40.938	245.5	51:33.660	5	2	2:12.002	34.105	57.616	40.281	238.9	11:02.088							
138 ESCUDERIA FARAON PORSCHE 992 GT3 CUP								6								2	2:13.079	34.073	57.979	41.027	237.4	13:15.167
1. Agustin SANABRIA GPX								7								2	2:12.106	33.908	57.802	40.396	237.9	15:27.273
2. Pablo BRAS								8								2	2:17.849	34.556	58.431	44.862	212.6	17:45.122
1	1	2:06.722	34.006	55.109	37.607	257.1	2:06.722	9	2	3:15.014	47.444	1:29.204	58.366	175.0	21:00.136							
2	1	2:04.410	32.643	54.724	37.043	259.6	4:11.132	10	2	2:35.851	42.392	1:07.306	46.153	199.6	23:35.987							
3	1	2:03.663	32.318	54.223	37.122	260.2	6:14.795	11	2	3:30.253	39.997	1:32.751	1:17.505	43.0	27:06.240							
4	1	2:04.013	32.455	54.403	37.155	259.6	8:18.808	12	2	2:22.426	B 36.079	58.476	47.871	236.8	29:28.666							
5	1	2:04.087	32.349	54.537	37.201	259.6	10:22.895	13	1	4:01.238	2:11.161	1:05.252	44.825	230.3	33:29.904							
6	1	2:04.478	32.344	54.947	37.187	260.2	12:27.373	14	1	2:26.276	38.824	1:03.490	43.962	232.8	35:56.180							
7	1	2:05.048	32.365	55.061	37.622	260.2	14:32.421	15	1	2:28.113	38.806	1:05.772	43.535	214.7	38:24.293							
8	1	2:04.061	32.395	54.953	36.713	260.9	16:36.482	16	1	2:23.970	37.854	1:02.989	43.127	234.3	40:48.263							
9	1	2:50.862	34.369	1:08.183	1:08.310	114.4	19:27.344	17	1	2:24.815	38.462	1:03.585	42.768	233.3	43:13.078							
10	1	3:13.357	52.027	1:20.430	1:00.900	141.4	22:40.701	18	1	2:22.070	37.751	1:01.694	42.625	235.3	45:35.148							
11	1	4:13.593	1:00.620	1:57.990	1:14.983	68.3	26:54.294	19	1	2:22.611	38.014	1:01.820	42.777	233.8	47:57.759							
12	1	2:12.460	B 33.864	55.358	43.238	258.4	29:06.754	20	1	2:24.008	37.254	1:00.803	45.951	220.4	50:21.767							
								21								1	2:21.622	36.958	1:01.759	42.905	233.3	52:43.389