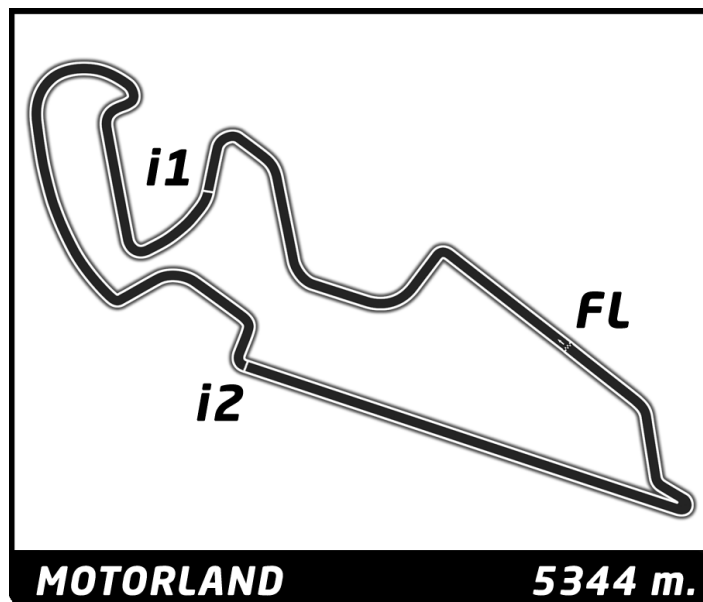
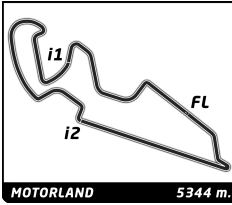


# ROUND 3 - MOTORLAND

Campeonato de España de GT-CET  
Results Booklet





## Campeonato de España de GT-CET

### ROUND 3 - MOTORLAND

#### GT-CET-Test Colectivo Previo

### Classification

No Drivers	Team	Car	Cl.	Time	Lap Total	Gap	Kph
1 125 L. MENDIETA(Jf) / J. FUSET	PCR SPORT	PORSCHE 992 GT3 CUP	GT CUP	<b>2:02.527</b>	14 20	- -	157.0
2 121 A. GOMEZ / P. CHARLES	VORTEX	VORTEX 2.0	GPX	<b>2:03.555</b>	15 18	+1.028 +1.028	155.7
3 119 J. SMÖRG / E. GENE	PROMOTION MOTORSPORT	BMW M4 GT4	GT4	<b>2:06.052</b>	4 21	+3.525 +2.497	152.6
4 124 M. BERTOLÍN	GT CORSE RACING	BMW M4 GT4 EVO	GT4	<b>2:07.811</b>	19 21	+5.284 +1.759	150.5
5 15 A. GOROSTIZA(JF) / S. HEBRARD	UCAV RACING	BMW M2 CS RACING	TC1	<b>2:10.465</b>	5 20	+7.938 +2.654	147.5
6 25 P. CARREGAL	E2P	BMW M2 CS RACING	TC1	<b>2:12.601</b>	4 14	+10.074 +2.136	145.1
7 120 S. BARRET / S. GERVAIS(Jf)	VORTEX	VORTEX	GPX	<b>2:13.671</b>	5 21	+11.144 +1.070	143.9
8 129 H. ARRUBARRENA / A. Aristi	PCR SPORT	MERCEDES AMG GT4	GT4	<b>2:14.171</b>	9 17	+11.644 +0.500	143.4
9 180 J. LOPEZ(Jf) / A. RODRIGUEZ	PLEMAR SPORT	ALPINE A-110 CUP	GPR	<b>2:20.816</b>	19 19	+18.289 +6.645	136.6
10 1 J. ALBORS (Jf) / G. LÓPEZ	BALBOR MOTORSPORT	RENAULT CLIO CUP IV	TC4	<b>2:22.496</b>	4 20	+19.969 +1.680	135.0
11 20 M. GARCIA	BALBOR MOTORSPORT	RENAULT CLIO CUP IV	TC4	<b>2:22.830</b>	4 19	+20.303 +0.334	134.7
12 13 O. VERGARA	TEAM VRT	RENAULT CLIO CUP IV	TC4	<b>2:23.491</b>	18 22	+20.964 +0.661	134.1
13 24 F. BRACO / C. NICULAI	HISPANO ALEMAN RACING TEAM	MINI COOPER	TC6	<b>2:33.844</b>	12 21	+31.317+10.353	125.1
14 21 N. POZZUTO / M. POZZUTO(Jr)	HISPANO ALEMAN RACING TEAM	MINI COOPER	TC6	<b>2:34.368</b>	3 19	+31.841 +0.524	124.6
15 12 C. MEDINA / D. DE LA PEÑA	HISPANO ALEMAN RACING TEAM	MINI COOPER	TC6	<b>2:40.816</b>	3 20	+38.289 +6.448	119.6
16 140 A. DA ROCHA	MONTEIROS COMPETICOES	BMW M4 GT4	GT4				

**Fastest Lap:** Lap 14 | Lorenzo MENDIETA(Jf) | **2:02.527** | 157.0 Kph

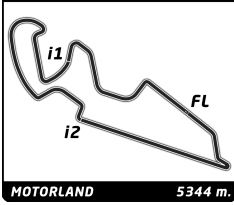
CAR #140 - NO TRANSPONDER SIGNAL

Published at: .....

Track Status: **DRY**

**Race Director:**  
Maxi GUERRERO

**Timekeeper:**  
Alberto ESTÉBANEZ



**Campeonato de España de GT-CET**  
**ROUND 3 - MOTORLAND**  
**GT-CET-Test Colectivo Previo**

**Amended**

**Classification by Class**

No Drivers	Team	Car	Time	Lap Total	Gap	Kph
<b>GPR</b>						
1 180 J. LOPEZ(Jf) / A. RODRIGUEZ	PLEMAR SPORT	ALPINE A-110 CUP	<b>2:20.816</b>	19 19		<b>136.6</b>
<b>GPX</b>						
1 121 A. GOMEZ / P. CHARLES	VORTEX	VORTEX 2.0	<b>2:03.555</b>	15 18		<b>155.7</b>
2 120 S. BARRET / S. GERVAIS(Jf)	VORTEX	VORTEX	<b>2:13.671</b>	5 21	+10.116 +10.116	<b>143.9</b>
<b>GT CUP</b>						
1 125 L. MENDIETA(Jf) / J. FUSET	PCR SPORT	PORSCHE 992 GT3 CUP	<b>2:02.527</b>	14 20		<b>157.0</b>
<b>GT4</b>						
1 119 J. SMÖRG / E. GENE	PROMOTION MOTORSPORT	BMW M4 GT4	<b>2:06.052</b>	4 21		<b>152.6</b>
2 124 M. BERTOLÍN	GT CORSE RACING	BMW M4 GT4 EVO	<b>2:07.811</b>	19 21	+1.759 +1.759	<b>150.5</b>
3 129 H. ARRUABARRENA / A. Aristi	PCR SPORT	MERCEDES AMG GT4	<b>2:14.171</b>	9 17	+8.119 +6.360	<b>143.4</b>
4 140 A. DA ROCHA	MONTEIROS COMPETICOES	BMW M4 GT4				
<b>TC1</b>						
1 15 A. GOROSTIZA(JF) / S. HEBRARD	UCAV RACING	BMW M2 CS RACING	<b>2:10.465</b>	5 20		<b>147.5</b>
2 25 P. CARREGAL	E2P	BMW M2 CS RACING	<b>2:12.601</b>	4 14	+2.136 +2.136	<b>145.1</b>
<b>TC4</b>						
1 1 J. ALBORS (Jf) / G. LÓPEZ	BALBOR MOTORSPORT	RENAULT CLIO CUP IV	<b>2:22.496</b>	4 20		<b>135.0</b>
2 20 M. GARCIA	BALBOR MOTORSPORT	RENAUL CLIO CUP IV	<b>2:22.830</b>	4 19	+0.334 +0.334	<b>134.7</b>
3 13 O. VERGARA	TEAM VRT	RENAULT CLIO CUP IV	<b>2:23.491</b>	18 22	+0.995 +0.661	<b>134.1</b>
<b>TC6</b>						
1 24 F. BRACO / C. NICULAI	HISPANO ALEMAN RACING TEAM	MINI COOPER	<b>2:33.844</b>	12 21		<b>125.1</b>
2 21 N. POZZUTO / M. POZZUTO(Jr)	HISPANO ALEMAN RACING TEAM	MINI COOPER	<b>2:34.368</b>	3 19	+0.524 +0.524	<b>124.6</b>
3 12 C. MEDINA / D. DE LA PEÑA	HISPANO ALEMAN RACING TEAM	MINI COOPER	<b>2:40.816</b>	3 20	+6.972 +6.448	<b>119.6</b>

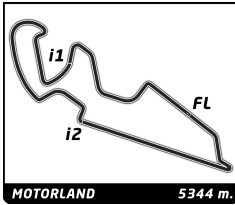
CAR #140 - NO TRANSPONDER SIGNAL

Published at: .....

Track Status: **DRY**

**Race Director:**  
Maxi GUERRERO

**Timekeeper:**  
Alberto ESTÉBANEZ

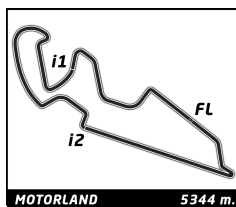


**Campeonato de España de GT-CET**  
**ROUND 3 - MOTORLAND**  
**GT-CET-Test Colectivo Previo**

**Amended**

**Best Sector Times**

Sector 1		Sector 2		Sector 3		No Team	Class	Ideal Lap	Best Lap		
No Driver	Time	No Driver	Time	No Driver	Time						
1	121 A.GOMEZ	31.970	125 L.MENDIETA(Jf)	53.460	125 L.MENDIETA(Jf)	36.810	1	125 PCR SPORT	GT CUP	2:02.361	2:02.527 (1)
2	125 L.MENDIETA(Jf)	32.091	121 A.GOMEZ	53.924	121 A.GOMEZ	37.089	2	121 VORTEX	GPX	2:02.983	2:03.555 (2)
3	119 J.SMÖRG	32.600	119 J.SMÖRG	54.619	119 J.SMÖRG	38.357	3	119 PROMOTION MOTORSPORT	GT4	2:05.576	2:06.052 (3)
4	124 M.BERTOLÍN	32.887	124 M.BERTOLÍN	55.356	15 A.GOROSTIZA(Jf)	38.829	4	124 GT CORSE RACING	GT4	2:07.430	2:07.811 (4)
5	25 P.CARREGAL	34.270	15 A.GOROSTIZA(Jf)	56.887	120 S.BARRET	38.984	5	15 UCAV RACING	TC1	2:10.005	2:10.465 (5)
6	15 A.GOROSTIZA(Jf)	34.289	129 H.ARRUABARRENA	56.964	124 M.BERTOLÍN	39.187	6	25 E2P	TC1	2:11.636	2:12.601 (6)
7	120 S.BARRET	34.687	25 P.CARREGAL	58.106	25 P.CARREGAL	39.260	7	129 PCR SPORT	GT4	2:12.137	2:14.171 (8)
8	129 H.ARRUABARRENA	34.811	120 S.BARRET	58.650	129 H.ARRUABARRENA	40.362	8	120 VORTEX	GPX	2:12.321	2:13.671 (7)
9	180 J.LOPEZ(Jf)	36.718	1 J.ALBORS (Jf)	1:01.340	180 J.LOPEZ(Jf)	41.769	9	180 PLEMAR SPORT	GPR	2:19.931	2:20.816 (9)
10	1 J.ALBORS (Jf)	36.968	180 J.LOPEZ(Jf)	1:01.444	20 M.GARCIA	43.849	10	1 BALBOR MOTORSPORT	TC4	2:22.496	2:22.496 (10)
11	13 O.VERGARA	37.026	20 M.GARCIA	1:01.820	13 O.VERGARA	43.911	11	20 BALBOR MOTORSPORT	TC4	2:22.763	2:22.830 (11)
12	20 M.GARCIA	37.094	13 O.VERGARA	1:01.944	1 J.ALBORS (Jf)	44.188	12	13 TEAM VRT	TC4	2:22.881	2:23.491 (12)
13	24 F.BRACO	39.659	24 F.BRACO	1:05.606	21 N.POZZUTO	47.490	13	24 HISPANO ALEMAN RACING TEAM	TC6	2:32.853	2:33.844 (13)
14	21 N.POZZUTO	40.329	21 N.POZZUTO	1:05.713	24 F.BRACO	47.588	14	21 HISPANO ALEMAN RACING TEAM	TC6	2:33.532	2:34.368 (14)
15	12 C.MEDINA	42.167	12 C.MEDINA	1:07.619	12 C.MEDINA	48.845	15	12 HISPANO ALEMAN RACING TEAM	TC6	2:38.631	2:40.816 (15)



## Campeonato de España de GT-CET

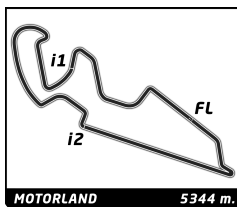
### ROUND 3 - MOTORLAND

#### GT-CET-Test Colectivo Previo

**Amended**

### Best Top Speed

Team	Car	Class	Top Speed	Top 1 Kph Lap	Top 2 Kph Lap	Top 3 Kph Lap	Top 4 Kph Lap	Top 5 Kph Lap	Avg
<b>125</b> PCR SPORT	PORSCHE 992 GT3 CUP	GT CUP	<b>L. MENDIETA(Jf)</b>	<b>263.4</b> 13	262.1 15	262.1 12	261.5 7	261.5 11	262,1
<b>121</b> VORTEX	VORTEX 2.0	GPX	<b>A. GOMEZ</b>	<b>262.8</b> 17	261.5 14	260.9 18	260.9 15	260.9 10	261,4
<b>120</b> VORTEX	VORTEX	GPX	<b>S. BARRET</b>	<b>258.4</b> 11	256.5 14	256.5 6	255.9 5	255.3 10	256,5
<b>25</b> E2P	BMW M2 CS RACING	TC1	<b>P. CARREGAL</b>	<b>256.5</b> 13	255.9 11	254.7 12	254.1 10	254.1 7	255,1
<b>15</b> UCAV RACING	BMW M2 CS RACING	TC1	<b>A. GOROSTIZA(Jf)</b>	<b>252.9</b> 19	252.3 20	251.7 9	251.2 4	251.2 6	251,9
<b>119</b> PROMOTION MOTORSPORT	BMW M4 GT4	GT4	<b>J. SMÖRG</b>	<b>250.6</b> 21	250.6 19	250.0 20	249.4 11	249.4 10	250,0
<b>124</b> GT CORSE RACING	BMW M4 GT4 EVO	GT4	<b>M. BERTOLÍN</b>	<b>248.3</b> 12	247.7 11	246.6 19	246.6 17	246.6 16	247,2
<b>129</b> PCR SPORT	MERCEDES AMG GT4	GT4	<b>H. ARRUIBARRENA</b>	<b>241.6</b> 11	241.1 8	239.5 16	239.5 6	238.9 9	240,1
<b>180</b> PLEMAR SPORT	ALPINE A-110 CUP	GPR	<b>J. LOPEZ(Jf)</b>	<b>236.8</b> 9	236.3 17	235.3 13	234.8 12	234.8 7	235,6
<b>20</b> BALBOR MOTORSPORT	RENAUL CLIO CUP IV	TC4	<b>M. GARCIA</b>	<b>215.1</b> 3	214.7 12	214.3 4	213.0 18	213.0 2	214,0
<b>13</b> TEAM VRT	RENAULT CLIO CUP IV	TC4	<b>O. VERGARA</b>	<b>211.4</b> 14	210.9 21	210.5 18	210.1 20	209.7 15	210,5
<b>1</b> BALBOR MOTORSPORT	RENAULT CLIO CUP IV	TC4	<b>J. ALBORS (Jf)</b>	<b>210.1</b> 8	209.7 12	209.3 17	209.3 3	208.1 4	209,3
<b>24</b> HISPANO ALEMAN RACING TEAM	MINI COOPER	TC6	<b>F. BRACO</b>	<b>197.4</b> 3	196.7 6	196.4 12	196.4 5	196.0 8	196,6
<b>21</b> HISPANO ALEMAN RACING TEAM	MINI COOPER	TC6	<b>N. POZZUTO</b>	<b>195.3</b> 16	194.9 7	194.2 13	194.2 2	191.8 6	194,1
<b>12</b> HISPANO ALEMAN RACING TEAM	MINI COOPER	TC6	<b>C. MEDINA</b>	<b>191.5</b> 2	190.8 5	188.8 6	188.2 8	187.5 19	189,4
<b>140</b> MONTEIROS COMPETICOES	BMW M4 GT4	GT4							

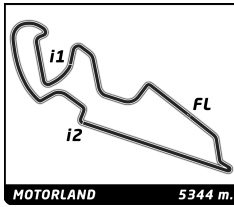


**Campeonato de España de GT-CET**  
**ROUND 3 - MOTORLAND**  
**GT-CET-Test Colectivo Previo**

**Amended**

**Fastest Lap Sequence**

Elapsed	No Team	Car	Class	Driver	Time	Kph	Lap
5:07.985	1 BALBOR MOTORSPORT	RENAULT CLIO CUP IV	TC4	Jose Luis ALBORS (Jf)	2:25.663	132.1	2
5:30.485	25 E2P	BMW M2 CS RACING	TC1	Pablo CARREGAL	2:21.791	135.7	2
7:44.993	25 E2P	BMW M2 CS RACING	TC1	Pablo CARREGAL	2:14.508	143.0	3
8:15.001	119 PROMOTION MOTORSPORT	BMW M4 GT4	GT4	JM SMÖRG	2:09.538	148.5	2
10:24.254	119 PROMOTION MOTORSPORT	BMW M4 GT4	GT4	JM SMÖRG	2:09.253	148.8	3
11:26.450	121 VORTEX	VORTEX 2.0	GPX	Arnaud GOMEZ	2:07.048	151.4	3
12:30.306	119 PROMOTION MOTORSPORT	BMW M4 GT4	GT4	JM SMÖRG	2:06.052	152.6	4
28:49.733	121 VORTEX	VORTEX 2.0	GPX	Arnaud GOMEZ	2:05.200	153.7	10
37:45.996	125 PCR SPORT	PORSCHE 992 GT3 CUP	GT CUP	Lorenzo MENDIETA(Jf)	2:04.455	154.6	10
41:54.295	125 PCR SPORT	PORSCHE 992 GT3 CUP	GT CUP	Lorenzo MENDIETA(Jf)	2:03.691	155.5	12
43:57.648	125 PCR SPORT	PORSCHE 992 GT3 CUP	GT CUP	Lorenzo MENDIETA(Jf)	2:03.353	156.0	13
46:00.175	125 PCR SPORT	PORSCHE 992 GT3 CUP	GT CUP	Lorenzo MENDIETA(Jf)	2:02.527	157.0	14



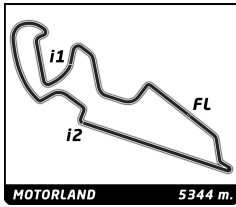
**Campeonato de España de GT-CET**  
**ROUND 3 - MOTORLAND**  
GT-CET-Test Colectivo Previo

**Amended**

**Sector Analysis**

Personal Best Session Best Crossing the pit lane

Lap	D	Time	Sector 1	Sector 2	Sector 3	T.Spd	Elapsed	Lap	D	Time	Sector 1	Sector 2	Sector 3	T.Spd	Elapsed
<b>1</b> <b>BALBOR MOTORSPORT</b> RENAULT CLIO CUP IV								TC4							
1. Jose Luis ALBORS (Jf)								2. Germán LÓPEZ							
1	1	2:42.322	50.724	1:05.420	46.178	206.5	2:42.322	9	1	2:24.525	37.773	1:02.401	44.351	208.9	23:32.389
2	1	2:25.663	38.938	1:02.209	44.516	206.9	5:07.985	10	1	2:26.487	38.176	1:03.365	44.946	208.9	25:58.876
3	1	2:23.893	37.322	1:01.704	44.867	209.3	7:31.878	11	1	2:24.785	37.688	1:02.345	44.752	207.7	28:23.661
4	1	2:22.496	36.968	1:01.340	44.188	208.1	9:54.374	12	1	2:32.440	37.761	1:03.174	51.505	207.3	30:56.101
5	1	3:00.445	44.714	1:14.027	1:01.704	158.6	12:54.819	13	1	7:47.775	5:57.360	1:03.539	46.876	208.9	38:43.876
6	1	7:53.295	5:51.329	1:11.121	50.845	144.6	20:48.114	14	1	2:26.038	37.890	1:03.855	44.293	211.4	41:09.914
7	1	2:41.027	43.448	1:09.614	47.965	204.5	23:29.141	15	1	2:24.367	37.947	1:02.124	44.296	209.7	43:34.281
8	1	2:32.268	40.354	1:06.517	45.397	210.1	26:01.409	16	1	2:24.074	37.252	1:02.122	44.700	207.7	45:58.355
9	1	2:29.723	38.982	1:05.704	45.037	206.9	28:31.132	17	1	2:27.482	37.713	1:05.286	44.483	208.5	48:25.837
10	1	2:34.160	41.149	1:07.443	45.568	206.5	31:05.292	18	1	2:23.491	37.207	1:01.944	44.340	210.5	50:49.328
11	1	3:54.058	38.630	2:29.183	46.245	206.9	34:59.350	19	1	2:25.126	37.670	1:02.905	44.551	208.9	53:14.454
12	1	2:30.012	39.536	1:04.673	45.803	209.7	37:29.362	20	1	2:23.581	37.026	1:02.303	44.252	210.1	55:38.035
13	1	2:27.475	37.940	1:04.061	45.474	207.7	39:56.837	21	1	2:24.089	37.909	1:02.269	43.911	210.9	58:02.124
14	1	2:28.252	38.477	1:04.108	45.667	207.7	42:25.089	22	1	2:34.799	39.380	1:05.460	49.959	180.0	1:00:36.923
15	1	2:50.019	38.944	1:14.520	56.555	187.5	45:15.108	<b>15</b> <b>UCAV RACING</b> BMW M2 CS RACING							
16	1	5:30.341	3:37.346	1:07.450	45.545	206.1	50:45.449	1. Asier GOROSTIZA(JF)							
17	1	2:30.358	39.560	1:05.939	44.859	209.3	53:15.807	2. Sacha HEBRARD							
18	1	2:29.601	39.689	1:04.571	45.341	207.7	55:45.408	1	1	3:39.188	1:20.894	1:28.832	49.462	171.4	3:39.188
19	1	2:31.599	38.924	1:06.530	46.145	204.5	58:17.007	2	1	2:42.765	46.464	1:03.859	52.442	198.9	6:21.953
20	1	2:44.913	39.882	1:07.777	57.254	183.7	1:01:01.920	3	1	3:46.157	2:08.562	57.975	39.620	247.7	10:08.110
<b>12</b> <b>HISPANO ALEMAN RACING TEAM</b> MINI COOPER								4	1	2:12.199	34.622	58.620	38.957	251.2	12:20.309
1. Carlos MEDINA								5	1	2:10.465	34.348	56.887	39.230	249.4	14:30.774
2. Daniel DE LA PEÑA								6	1	2:16.136	34.445	57.388	44.303	251.2	16:46.910
1	1	3:19.378	1:09.022	1:16.981	53.375	163.6	3:19.378	7	1	6:12.945	4:30.642	1:00.931	41.372	248.3	22:59.855
2	1	2:41.440	44.385	1:08.210	48.845	191.5	6:00.818	8	1	2:15.896	35.686	59.754	40.456	251.2	25:15.751
3	1	2:40.816	42.167	1:09.439	49.210	187.2	8:41.634	9	1	2:14.678	35.099	58.857	40.722	251.7	27:30.429
4	1	2:43.668	42.595	1:07.619	53.454	185.9	11:25.302	10	1	2:15.040	35.514	59.730	39.796	250.6	29:45.469
5	1	7:32.522	5:17.643	1:22.386	52.493	190.8	18:57.824	11	1	2:15.899	36.849	58.999	40.051	250.6	32:01.368
6	1	2:51.327	45.746	1:15.477	50.104	188.8	21:49.151	12	1	2:12.428	34.744	57.881	39.803	251.2	34:13.796
7	1	2:48.683	45.521	1:13.210	49.952	184.6	24:37.834	13	1	2:19.100	38.117	1:01.568	39.415	251.2	36:32.896
8	1	2:46.329	45.262	1:11.474	49.593	188.2	27:24.163	14	1	2:37.080	34.968	1:06.412	55.700	186.2	39:09.976
9	1	2:44.552	43.927	1:10.684	49.941	184.9	30:08.715	15	1	6:03.958	4:20.335	1:03.427	40.196	250.6	45:13.934
10	1	2:47.920	44.918	1:11.326	51.676	184.9	32:56.635	16	1	2:14.116	35.243	59.064	39.809	249.4	47:28.050
11	1	2:44.211	43.699	1:10.700	49.812	184.3	35:40.846	17	1	2:13.072	34.486	58.063	40.523	250.6	49:41.122
12	1	2:42.197	43.610	1:09.102	49.485	183.7	38:23.043	18	1	2:36.959	38.328	1:03.221	55.410	192.9	52:18.081
13	1	2:45.254	43.872	1:10.261	51.121	183.7	41:08.297	19	1	5:39.368	4:02.464	58.046	38.858	252.9	57:57.449
14	1	2:59.474	47.829	1:15.502	56.143	141.0	44:07.771	20	1	2:11.155	34.289	58.037	38.829	252.3	1:00:08.604
15	1	2:47.199	45.382	1:10.529	51.288	176.5	46:54.970	<b>20</b> <b>BALBOR MOTORSPORT</b> RENAULT CLIO CUP IV							
16	1	2:42.781	42.916	1:09.690	50.175	185.6	49:37.751	1. Marcos GARCIA							
17	1	2:45.823	44.542	1:10.446	50.835	181.8	52:23.574	1	1	2:43.013	51.395	1:05.223	46.395	192.2	2:43.013
18	1	2:50.977	43.485	1:13.591	53.901	153.8	55:14.551	2	1	2:25.882	38.677	1:02.984	44.221	213.0	5:08.895
19	1	2:43.297	43.295	1:10.440	49.562	187.5	57:57.848	3	1	2:23.714	37.274	1:02.484	43.956	215.1	7:32.609
20	1	3:01.148	44.465	1:10.560	1:06.123	144.0	1:00:58.996	4	1	2:22.830	37.094	1:01.820	43.916	214.3	9:55.439
<b>13</b> <b>TEAM VRT</b> RENAULT CLIO CUP IV								5	1	2:24.561	38.410	1:02.302	43.849	211.8	12:20.000
1. Oscar VERGARA								6	1	2:24.899	37.180	1:03.632	44.087	212.6	14:44.899
1	1	3:24.783	1:11.347	1:15.402	58.034	166.4	3:24.783	7	1	3:02.435	37.402	1:14.349	1:10.684	109.5	17:47.334
2	1	3:05.826	1:14.479	1:05.398	45.949	206.5	6:30.609	8	1	7:05.854	5:13.530	1:06.948	45.376	209.3	24:53.188
3	1	2:29.573	38.522	1:06.033	45.018	208.5	9:00.182	9	1	2:26.520	37.367	1:04.808	44.345	211.4	27:19.708
4	1	2:26.471	38.360	1:03.099	45.012	207.3	11:26.653	10	1	2:23.933	37.797	1:01.847	44.289	209.7	29:43.641
5	1	2:26.341	39.123	1:02.546	44.672	208.9	13:52.994	11	1	2:27.243	40.573	1:02.250	44.420	211.8	32:10.884
6	1	2:24.418	37.499	1:02.432	44.487	207.3	16:17.412	12	1	2:23.877	37.845	1:01.999	44.033	214.7	34:34.761
7	1	2:25.740	37.973	1:03.113	44.654	207.3	18:43.152	13	1	2:24.307	37.524	1:02.785	43.998	210.5	36:59.068
8	1	2:24.712	37.805	1:02.187	44.720	208.1	21:07.864	14	1	2:44.458	37.578	1:02.442	1:04.438	211.4	39:43.526
								15	1	6:56.454	4:59.236	1:05.276	51.942	133.0	46:39.980
								16	1	2:41.569	37.759	1:12.730	51.080	185.2	49:21.549
								17	1	2:23.623	37.363	1:01.977	44.283	211.8	51:45.172



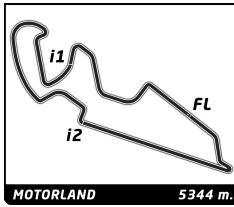
**Campeonato de España de GT-CET**  
**ROUND 3 - MOTORLAND**  
GT-CET-Test Colectivo Previo

**Amended**

**Sector Analysis**

■ Personal Best    ■ Session Best    B Crossing the pit lane

Lap	D	Time	Sector 1	Sector 2	Sector 3	T.Spd	Elapsed	Lap	D	Time	Sector 1	Sector 2	Sector 3	T.Spd	Elapsed
18	1	2:25.049	37.788	1:03.146	44.115	213.0	54:10.221	7	1	2:14.049	35.163	58.740	40.146	254.1	21:12.756
19	1	2:56.731 <b>B</b>	38.361	1:07.902	1:10.468	85.8	57:06.952	8	1	2:14.103	34.604	58.503	40.996	252.9	23:26.859
<b>21</b> HISPANO ALEMAN RACING TEAM MINI COOPER TC6 1.Nahuel D. POZZUTO 2.Marcos POZZUTO(Jr)								<b>119</b> PROMOTION MOTORSPORT BMW M4 GT4 1.JM SMÖRG 2.Eric GENE							
1	1	3:23.880	1:14.447	1:17.909	51.524	173.6	3:23.880	1	1	6:05.463	4:26.698	58.019	40.746	246.0	6:05.463
2	1	2:45.112	44.033	1:10.180	50.899	194.2	6:08.992	2	1	2:09.538	35.250	55.349	38.939	245.5	8:15.001
3	1	<b>2:34.368</b>	40.346	1:06.157	47.865	190.1	8:43.360	3	1	2:09.253	32.844	56.974	39.435	246.0	10:24.254
4	1	2:37.559	41.342	1:07.614	48.603	187.8	11:20.919	4	1	<b>2:06.052</b>	<b>32.600</b>	55.095	<b>38.357</b>	247.7	12:30.306
5	1	2:36.641	42.781	<b>1:05.713</b>	48.147	190.1	13:57.560	5	1	2:06.143	32.680	54.837	38.626	247.7	14:36.449
6	1	2:34.572	<b>40.329</b>	1:06.722	47.521	191.8	16:32.132	6	1	2:12.055 <b>B</b>	32.647	55.156	44.252	248.3	16:48.504
7	1	2:57.195 <b>B</b>	44.555	1:15.732	56.908	194.9	19:29.327	7	1	6:01.060	4:26.978	55.106	38.976	246.6	22:49.564
8	1	5:39.721	3:40.994	1:09.145	49.582	189.1	25:09.048	8	1	2:13.132 <b>B</b>	33.004	55.867	44.261	246.6	25:02.696
9	1	2:36.385	41.894	1:06.681	47.810	189.8	27:45.433	9	1	5:03.216	3:29.360	55.446	38.410	247.7	30:05.912
10	1	2:34.506	40.462	1:06.369	47.675	188.2	30:19.939	10	1	2:06.894	33.266	54.811	38.817	249.4	32:12.806
11	1	2:37.993	40.654	1:06.536	50.803	162.7	32:57.932	11	1	2:12.055 <b>B</b>	33.118	55.347	43.590	249.4	34:24.861
12	1	3:01.880 <b>B</b>	46.667	1:17.486	57.727	189.8	35:59.812	12	1	4:27.853	2:48.103	59.120	40.630	247.7	38:52.714
13	1	5:44.645	3:47.806	1:08.808	48.031	194.2	41:44.457	13	1	2:13.350	34.796	57.254	41.300	248.8	41:06.064
14	1	2:38.029	42.002	1:07.319	48.708	185.6	44:22.486	14	1	2:12.331	35.028	57.311	39.992	248.8	43:18.395
15	1	2:35.378	40.651	1:06.597	48.130	188.5	46:57.864	15	1	2:11.926	34.752	57.297	39.877	248.3	45:30.321
16	1	2:40.149	40.618	1:12.041	<b>47.490</b>	195.3	49:38.013	16	1	2:13.410	35.213	57.624	40.573	245.5	47:43.731
17	1	2:52.916	49.595	1:09.349	53.972	131.7	52:30.929	17	1	2:20.464	38.913	1:01.252	40.299	247.1	50:04.195
18	1	2:37.392	40.619	1:07.829	48.944	190.8	55:08.321	18	1	2:12.969	35.089	58.116	39.764	248.8	52:17.164
19	1	2:35.752	40.476	1:06.611	48.665	187.2	57:44.073	19	1	2:19.496 <b>B</b>	35.367	58.326	45.803	250.6	54:36.660
<b>24</b> HISPANO ALEMAN RACING TEAM MINI COOPER TC6 1.Francisco BRACO 2.Catalin NICULAI								<b>120</b> VORTEX VORTEX GPX 1.Stéphane BARRET 2.Stephane GERVAIS(Jf)							
1	1	3:20.400	1:15.271	1:13.761	51.368	172.0	3:20.400	1	1	6:32.179	4:37.573	1:10.416	44.190	169.8	6:32.179
2	1	2:39.123	42.201	1:08.547	48.375	194.9	5:59.523	2	1	2:21.746	37.735	1:03.383	40.628	237.4	8:53.925
3	1	2:38.785	42.875	1:07.835	48.075	197.4	8:38.308	3	1	2:20.659	37.929	1:02.340	40.390	251.2	11:14.584
4	1	2:34.743	39.866	1:06.624	48.253	193.9	11:13.051	4	1	2:15.520	36.043	1:00.408	39.069	254.1	13:30.104
5	1	2:35.709	40.658	1:07.070	47.981	196.4	13:48.760	5	1	<b>2:13.671</b>	36.010	58.677	<b>38.984</b>	255.9	15:43.775
6	1	2:34.735	40.447	1:06.460	47.828	196.7	16:23.495	6	1	2:35.477 <b>B</b>	<b>34.687</b>	<b>58.650</b>	1:02.140	256.5	18:19.252
7	1	2:35.778	39.838	1:05.658	50.282	192.9	18:59.273	7	1	5:50.237	4:05.581	1:02.573	42.083	251.2	24:09.489
8	1	2:34.542	41.167	1:05.776	47.599	196.0	21:33.815	8	1	2:18.184	36.748	1:00.709	40.727	254.1	26:27.673
9	1	2:34.565	40.332	1:06.166	48.067	192.9	24:08.380	9	1	2:15.708	35.919	1:00.002	39.787	254.1	28:43.381
10	1	2:35.346	40.181	1:07.130	48.035	194.9	26:43.726	10	1	2:14.997	35.302	59.893	39.802	255.3	30:58.378
11	1	2:35.300	40.363	1:06.881	48.056	194.6	29:19.026	11	1	2:23.882 <b>B</b>	35.223	59.888	48.771	258.4	33:22.260
12	1	<b>2:33.844</b>	40.018	1:06.238	<b>47.588</b>	196.4	31:52.870	12	1	5:16.683	3:27.563	1:05.139	43.981	215.6	38:38.943
13	1	2:43.247 <b>B</b>	39.809	1:07.901	55.537	194.9	34:36.117	13	1	2:21.234	37.155	1:02.975	41.104	254.1	41:00.177
14	1	6:56.661	4:59.227	1:06.677	50.757	194.9	41:32.778	14	1	2:22.147	37.521	1:03.490	41.136	256.5	43:22.324
15	1	2:35.365	40.533	1:06.238	48.594	192.9	44:08.143	15	1	2:21.051	36.887	1:02.573	41.591	252.9	45:43.375
16	1	2:46.180	44.263	1:10.559	51.358	177.3	46:54.323	16	1	2:20.217	37.283	1:02.638	40.296	255.3	48:03.592
17	1	2:41.927	42.485	1:09.200	50.242	180.3	49:36.250	17	1	2:20.609	37.225	1:01.717	41.667	254.7	50:24.201
18	1	2:45.656	44.830	1:10.415	50.411	167.4	52:21.906	18	1	2:20.731	36.636	1:03.824	40.271	255.3	52:44.932
19	1	2:45.376	41.958	1:13.705	49.713	182.1	55:07.282	19	1	2:30.541	36.487	1:12.122	41.932	235.8	55:15.473
20	1	2:33.876	<b>39.659</b>	<b>1:05.606</b>	48.611	194.6	57:41.158	20	1	2:19.315	37.543	1:01.137	40.635	254.1	57:34.788
21	1	2:34.085	39.824	1:06.023	48.238	195.7	1:00:15.243	21	1	2:19.661	36.758	1:02.288	40.615	255.3	59:54.449
<b>25</b> E2P BMW M2 CS RACING TC1 1.Pablo CARREGAL															
1	1	3:08.694	1:07.089	1:11.786	49.819	150.6	3:08.694								
2	1	2:21.791	37.963	1:02.177	41.651	242.2	5:30.485								
3	1	2:14.508	35.302	58.762	40.444	251.2	7:44.993								
4	1	<b>2:12.601</b>	<b>34.270</b>	58.500	39.831	252.3	9:57.594								
5	1	2:23.674 <b>B</b>	35.544	59.037	49.093	216.0	12:21.268								
6	1	6:37.439	4:57.433	59.580	40.426	252.3	18:58.707								



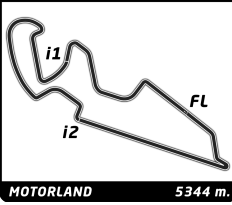
**Campeonato de España de GT-CET**  
**ROUND 3 - MOTORLAND**  
**GT-CET-Test Colectivo Previo**

**Amended**

**Sector Analysis**

■ Personal Best    
 ■ Session Best    
 ■ Crossing the pit lane

Lap	D	Time	Sector 1	Sector 2	Sector 3	T.Spd	Elapsed	Lap	D	Time	Sector 1	Sector 2	Sector 3	T.Spd	Elapsed	
<b>121</b> <b>VORTEX</b> VORTEX 2.0 1.Arnaud GOMEZ GPX 2.Pascal CHARLES																
1	1	7:08.586	5:19.773	1:08.169	40.644	253.5	7:08.586	10	1	2:04.455	33.140	54.397	36.918	259.0	37:45.996	
2	1	2:10.816	33.969	57.859	38.988	255.3	9:19.402	11	1	2:04.608	33.176	54.468	36.964	261.5	39:50.604	
3	1	2:07.048	33.518	56.102	37.428	259.0	11:26.450	12	1	2:03.691	32.711	54.170	36.810	262.1	41:54.295	
4	1	2:30.638	B	35.978	1:02.985	51.675	217.3	13:57.088	13	1	2:03.353	32.340	53.987	37.026	263.4	43:57.648
5	1	4:02.623	2:27.051	57.635	37.937	260.2	17:59.711	14	1	2:02.527	32.091	53.460	36.976	261.5	46:00.175	
6	1	2:06.412	33.123	55.378	37.911	260.9	20:06.123	15	1	2:03.447	32.502	54.089	36.856	262.1	48:03.622	
7	1	2:07.225	34.573	54.950	37.702	259.6	22:13.348	16	1	2:26.808	B	34.349	1:00.685	51.774	202.2	50:30.430
8	1	2:07.150	34.086	55.975	37.089	259.0	24:20.498	17	1	5:10.604	3:34.132	57.802	38.670	260.2	55:41.034	
9	1	2:24.035	32.765	1:11.914	39.356	256.5	26:44.533	18	1	2:09.262	34.219	57.009	38.034	260.2	57:50.296	
10	1	2:05.200	33.525	54.556	37.119	260.9	28:49.733	19	1	2:06.949	33.603	55.658	37.688	260.2	59:57.245	
11	1	2:53.564	B	39.481	1:14.551	59.532	182.4	31:43.297	20	1	2:06.640	33.573	55.481	37.586	260.9	1:02:03.885
12	1	7:06.402	B	5:11.829	59.122	55.451	129.5	38:49.699								
13	1	2:46.750	1:12.130	56.838	37.782	258.4	41:36.449									
14	1	2:25.080	50.205	57.284	37.591	261.5	44:01.529									
15	1	2:03.555	31.970	54.259	37.326	260.9	46:05.084									
16	1	2:09.558	33.305	58.496	37.757	258.4	48:14.642									
17	1	2:08.385	33.294	55.773	39.318	262.8	50:23.027									
18	1	2:04.102	32.738	53.924	37.440	260.9	52:27.129									
<b>124</b> <b>GT CORSE RACING</b> BMW M4 GT4 EVO 1.Manuel BERTOLIN GT4																
1	1	3:14.852	B	57.808	1:15.175	1:01.869	152.8	3:14.852								
2	1	4:09.821	2:28.252	59.906	41.663	238.9	7:24.673									
3	1	2:11.873	35.260	56.727	39.886	243.2	9:36.546									
4	1	2:09.406	33.952	55.929	39.525	242.7	11:45.952									
5	1	2:17.534	B	33.494	56.877	47.163	243.8	14:03.486								
6	1	4:39.551	2:33.326	57.584	1:08.641	77.7	18:43.037									
7	1	2:09.532	34.277	55.761	39.494	244.3	20:52.569									
8	1	2:12.942	36.573	57.006	39.363	243.8	23:05.511									
9	1	2:08.631	33.445	55.535	39.651	243.8	25:14.142									
10	1	2:16.632	B	35.086	56.944	44.602	245.5	27:30.774								
11	1	4:40.034	3:03.673	56.697	39.664	247.7	32:10.808									
12	1	2:10.570	33.560	57.561	39.449	248.3	34:21.378									
13	1	2:08.389	33.347	55.545	39.497	243.8	36:29.767									
14	1	2:08.268	33.183	55.487	39.598	246.0	38:38.035									
15	1	2:08.202	33.205	55.486	39.511	245.5	40:46.237									
16	1	2:07.964	32.887	55.802	39.275	246.6	42:54.201									
17	1	2:15.241	B	35.027	55.851	44.363	246.6	45:09.442								
18	1	6:22.230	4:46.413	56.361	39.456	246.0	51:31.672									
19	1	2:07.811	33.268	55.356	39.187	246.6	53:39.483									
20	1	2:45.007	38.245	1:00.219	1:06.543	163.4	56:24.490									
21	1	2:08.430	33.428	55.582	39.420	245.5	58:32.920									
<b>125</b> <b>PCR SPORT</b> PORSCHE 992 GT3 CUP 1.Lorenzo MENDIETA (Jf) GT CUP 2.Jordi FUSET																
1	1	10:38.492	B	8:36.051	1:13.290	49.151	247.1	10:38.492								
2	1	4:58.982	3:05.944	1:10.637	42.401	252.3	15:37.474									
3	1	2:25.349	38.606	1:05.176	41.567	235.8	18:02.823									
4	1	2:17.728	36.874	1:00.601	40.253	255.3	20:20.551									
5	1	2:12.440	35.401	57.991	39.048	258.4	22:32.991									
6	1	2:12.257	34.524	58.975	38.758	258.4	24:45.248									
7	1	2:09.477	33.929	57.200	38.348	261.5	26:54.725									
8	1	2:30.826	B	36.561	1:03.512	50.753	240.0	29:25.551								
9	1	6:15.990	4:43.311	55.402	37.277	258.4	35:41.541									
<b>129</b> <b>PCR SPORT</b> MERCEDES AMG GT4 1.Harriet ARRUBARRENA GT4 2.Antonio Aristi																
1	1	5:21.284	3:21.914	1:11.866	47.504	187.2	5:21.284									
2	1	2:27.551	37.895	1:04.229	45.427	189.5	7:48.835									
3	1	2:34.267	B	36.941	1:02.255	55.071	225.0	10:23.102								
4	1	6:23.320	4:37.677	1:03.196	42.447	228.3	16:46.422									
5	1	2:22.730	38.173	1:02.510	42.047	238.4	19:09.152									
6	1	2:15.413	35.798	58.869	40.746	239.5	21:24.565									
7	1	2:19.454	B	34.961	58.470	46.023	238.4	23:44.019								
8	1	3:58.192	2:17.575	1:00.255	40.362	241.1	27:42.211									
9	1	2:14.171	34.811	58.342	41.018	238.9	29:56.382									
10	1	2:15.099	35.177	59.101	40.821	218.2	32:11.481									
11	1	2:18.035	B	34.952	56.964	46.119	241.6	34:29.516								
12	1	9:28.951	7:30.654	1:12.570	45.727	235.8	43:58.467									
13	1	2:25.541	40.590	1:02.292	42.659	236.3	46:24.008									
14	1	2:19.350	36.917	1:00.618	41.815	237.9	48:43.358									
15	1	2:17.251	36.068	59.758	41.425	238.4	51:00.609									
16	1	2:15.471	35.754	58.854	40.863	239.5	53:16.080									
17	1	2:55.071	B	43.703	1:11.666	59.702	187.5	56:11.151								
<b>180</b> <b>PLEMAR SPORT</b> ALPINE A-110 CUP 1.Jose Luis LOPEZ (Jf) GPR 2.Alvaro RODRIGUEZ																
1	1	8:45.692	6:44.328	1:09.742	51.622	167.4	8:45.692									
2	1	2:36.044	40.888	1:08.998	46.158	193.9	11:21.736									
3	1	2:48.530	B	45.674	1:10.016	52.840	212.6	14:10.266								
4	1	4:05.850	2:15.730	1:04.942	45.178	228.3	18:16.116									
5	1	2:27.730	38.927	1:04.237	44.566	197.8	20:43.846									
6	1	2:26.668	38.452	1:05.353	42.863	231.3	23:10.514									
7	1	2:22.682	37.747	1:02.460	42.475	234.8	25:33.196									
8	1	2:23.300	37.896	1:01.893	43.511	233.8	27:56.496									
9	1	2:23.425	37.633	1:02.328	43.464	236.8	30:19.921									
10	1	2:23.803	37.525	1:03.851	42.427	233.8	32:43.724									
11	1	2:20.846	37.579	1:01.498	41.769	234.3	35:04.570									
12	1	2:21.672	37.024	1:02.606	42.042	234.8	37:26.242									
13	1	2:22.298	37.521	1:02.044	42.733	235.3	39:48.540									
14	1	2:31.956	B	38.843	1:02.527	50.586	232.8	42:20.496								
15	1	7:23.499	5:25.827	1:09.061	48.611	200.0	49:43.995									
16	1	2:22.902	38.361	1:02.337	42.204	230.8	52:06.897									
17	1	2:21.181	37.371	1:01.996	41.814	236.3	54:28.078									
18	1	2:21.668	37.133	1:01.627	42.908	220.0	56:49.746									
19	1	2:20.816	36.718	1:01.444	42.654	234.3	59:10.562									



**Campeonato de España de GT-CET**  
**ROUND 3 - MOTORLAND**  
**GT-CET-Test Colectivo Previo**

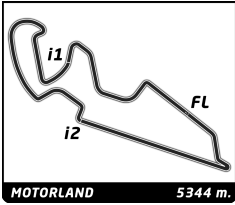
**Amended**

**Classification**

Hour	Flag	Message
12:19:42		CAR #140 - NO TRANSPONDER SIGNAL

Published at: .....


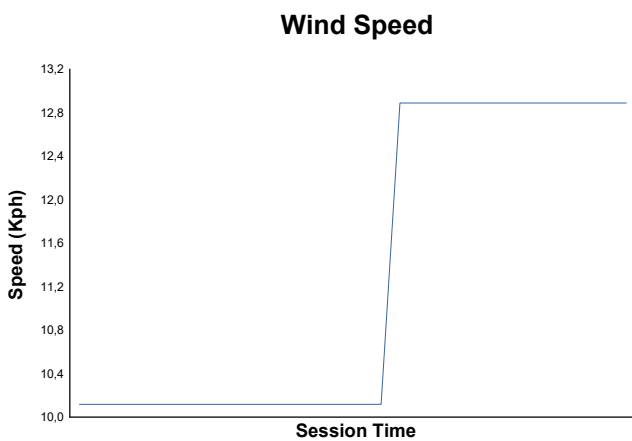
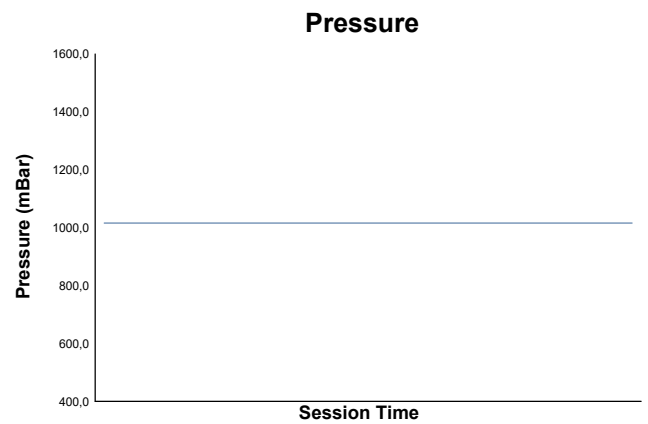
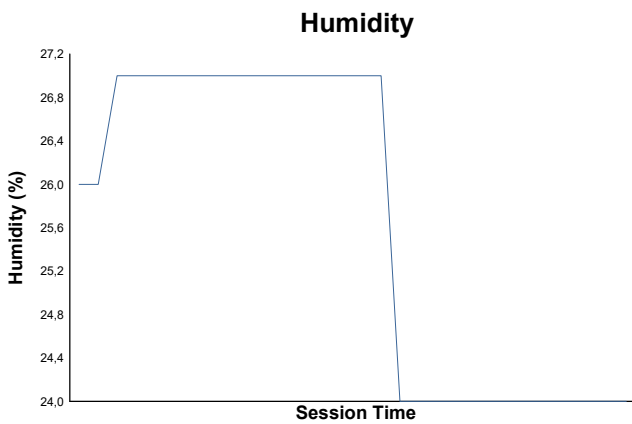
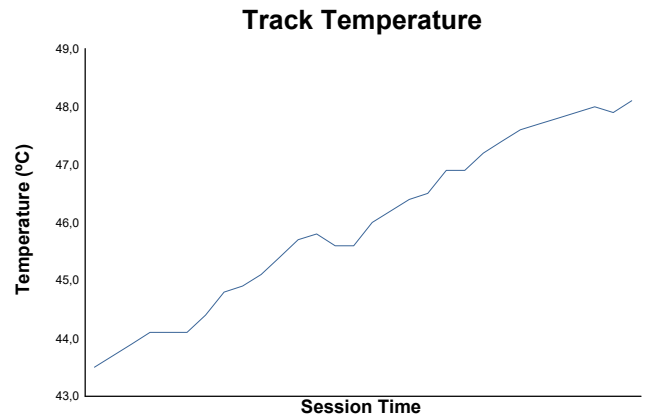
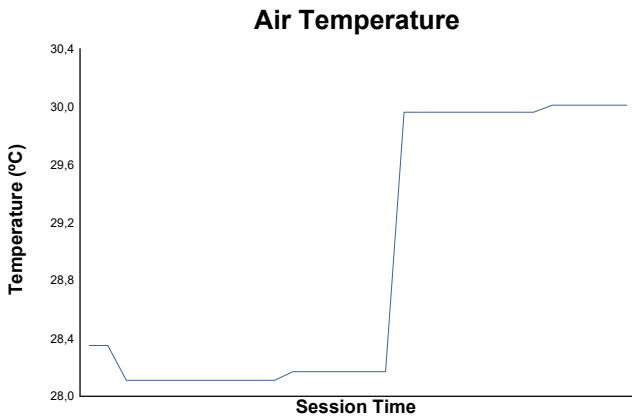
<b>Race Director:</b> Maxi GUERRERO 	<b>Timekeeper:</b> Alberto ESTEBANEZ 
---	--



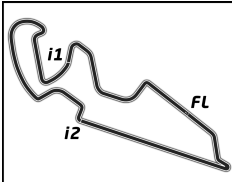
**ROUND 3 - MOTORLAND**  
Campeonato de España de GT-CET  
GT-CET-Test Colectivo Previo

**Amended**

**Weather Report**



Track Status: **DRY**



## Campeonato de España de GT-CET

### ROUND 3 - MOTORLAND

### GT-CET - Entrenamientos Libres

## Classification

No Drivers	Team	Car	Cl.	Time	Lap Total	Gap	Kph
1 121 A. GOMEZ / P. CHARLES	VORTEX	VORTEX 2.0	GPX	<b>2:01.738</b>	6 16	- -	158.0
2 125 L. MENDIETA(Jf) / J. FUSET	PCR SPORT	PORSCHE 992 GT3 CUP	GT CUP	<b>2:02.641</b>	12 20	+0.903 +0.903	156.9
3 119 J. SMÖRG / E. GENE	PROMOTION MOTORSPORT	BMW M4 GT4	GT4	<b>2:04.718</b>	9 18	+2.980 +2.077	154.3
4 124 M. BERTOLÍN	GT CORSE RACING	BMW M4 GT4 EVO	GT4	<b>2:07.277</b>	10 18	+5.539 +2.559	151.2
5 138 P. BRAS / A. SANABRIA	ESCUDERIA FARAON	PORSCHE 992 GT3 CUP	GPX	<b>2:08.238</b>	2 6	+6.500 +0.961	150.0
6 129 H. ARRUIBARRENA / A. Aristi	PCR SPORT	MERCEDES AMG GT4	GT4	<b>2:09.860</b>	7 16	+8.122 +1.622	148.1
7 180 J. LOPEZ(Jf) / A. RODRIGUEZ	PLEMAR SPORT	ALPINE A-110 CUP	GPR	<b>2:11.495</b>	18 18	+9.757 +1.635	146.3
8 15 A. GOROSTIZA(JF) / S. HEBRARD	UCAV RACING	BMW M2 CS RACING	TC1	<b>2:11.501</b>	15 15	+9.763 +0.006	146.3
9 9 O. APARICIO / Á. BARBA	HISPANO ALEMAN RACING TEAM	BMW M2 CS RACING	TC1	<b>2:11.872</b>	9 12	+10.134 +0.371	145.9
10 25 P. CARREGAL	E2P	BMW M2 CS RACING	TC1	<b>2:12.512</b>	3 10	+10.774 +0.640	145.2
11 140 A. DA ROCHA	MONTEIROS COMPETICOES	BMW M4 GT4	GT4	<b>2:16.400</b>	15 15	+14.662 +3.888	141.0
12 120 S. BARRET / S. GERVAIS(Jf)	VORTEX	VORTEX	GPX	<b>2:18.045</b>	10 17	+16.307 +1.645	139.4
13 11 A. RODRIGUEZ / R. MORENO	DRIVER'S ACADEMY	PEUGEOT 308 CUP	TC2	<b>2:19.547</b>	8 9	+17.809 +1.502	137.9
14 1 J. ALBORS (Jf) / G. LÓPEZ	BALBOR MOTORSPORT	RENAULT CLIO CUP IV	TC4	<b>2:22.255</b>	11 13	+20.517 +2.708	135.2
15 13 O. VERGARA	TEAM VRT	RENAULT CLIO CUP IV	TC4	<b>2:23.348</b>	18 19	+21.610 +1.093	134.2
16 20 M. GARCIA	BALBOR MOTORSPORT	RENAUL CLIO CUP IV	TC4	<b>2:23.545</b>	9 18	+21.807 +0.197	134.0
17 3 L. CHILLIDA(JF)	MDTE RACING	MINI COOPER	TC6	<b>2:32.019</b>	17 17	+30.281 +8.474	126.6
18 41 C. CORTÉS	DRIVER'S ACADEMY	RENAULT CLIO CUP V	TC5	<b>2:35.300</b>	6 7	+33.562 +3.281	123.9
19 21 N. POZZUTO / M. POZZUTO(Jr)	HISPANO ALEMAN RACING TEAM	MINI COOPER	TC6	<b>2:36.008</b>	10 14	+34.270 +0.708	123.3
20 24 F. BRACO / C. NICULAI	HISPANO ALEMAN RACING TEAM	MINI COOPER	TC6	<b>2:38.327</b>	8 15	+36.589 +2.319	121.5
21 12 C. MEDINA / D. DE LA PEÑA	HISPANO ALEMAN RACING TEAM	MINI COOPER	TC6	<b>2:40.705</b>	9 15	+38.967 +2.378	119.7

**Fastest Lap:** Lap 6 | Arnaud GOMEZ | 2:01.738 | 158.0 Kph

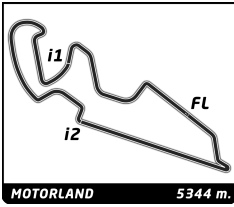
CARS #11, #41 & #125 - CHECK TRANSPONDER POSITION

Published at: .....

Track Status: **DRY**

**Race Director:**  
Maxi GUERRERO

**Timekeeper:**  
Alberto ESTÉBANEZ



## Campeonato de España de GT-CET

### ROUND 3 - MOTORLAND

#### GT-CET - Entrenamientos Libres

### Classification by Class

No Drivers	Team	Car	Time	Lap Total	Gap	Kph
<b>GPR</b>						
1 180 J. LOPEZ(Jf) / A. RODRIGUEZ	PLEMAR SPORT	ALPINE A-110 CUP	2:11.495	18 18		146.3
<b>GPX</b>						
1 121 A. GOMEZ / P. CHARLES	VORTEX	VORTEX 2.0	2:01.738	6 16		158.0
2 138 P. BRAS / A. SANABRIA	ESCUADERIA FARAON	PORSCHE 992 GT3 CUP	2:08.238	2 6	+6.500 +6.500	150.0
3 120 S. BARRET / S. GERVAIS(Jf)	VORTEX	VORTEX	2:18.045	10 17	+16.307 +9.807	139.4
<b>GT CUP</b>						
1 125 L. MENDIETA(Jf) / J. FUSET	PCR SPORT	PORSCHE 992 GT3 CUP	2:02.641	12 20		156.9
<b>GT4</b>						
1 119 J. SMÖRG / E. GENE	PROMOTION MOTORSPORT	BMW M4 GT4	2:04.718	9 18		154.3
2 124 M. BERTOLÍN	GT CORSE RACING	BMW M4 GT4 EVO	2:07.277	10 18	+2.559 +2.559	151.2
3 129 H. ARRUIBARRENA / A. Aristi	PCR SPORT	MERCEDES AMG GT4	2:09.860	7 16	+5.142 +2.583	148.1
4 140 A. DA ROCHA	MONTEIROS COMPETICOES	BMW M4 GT4	2:16.400	15 15	+11.682 +6.540	141.0
<b>TC1</b>						
1 15 A. GOROSTIZA(JF) / S. HEBRARD	UCAV RACING	BMW M2 CS RACING	2:11.501	15 15		146.3
2 9 O. APARICIO / Á. BARBA	HISPANO ALEMAN RACING TEAM	BMW M2 CS RACING	2:11.872	9 12	+0.371 +0.371	145.9
3 25 P. CARREGAL	E2P	BMW M2 CS RACING	2:12.512	3 10	+1.011 +0.640	145.2
<b>TC2</b>						
1 11 A. RODRIGUEZ / R. MORENO	DRIVER'S ACADEMY	PEUGEOT 308 CUP	2:19.547	8 9		137.9
<b>TC4</b>						
1 1 J. ALBORS (Jf) / G. LÓPEZ	BALBOR MOTORSPORT	RENAULT CLIO CUP IV	2:22.255	11 13		135.2
2 13 O. VERGARA	TEAM VRT	RENAULT CLIO CUP IV	2:23.348	18 19	+1.093 +1.093	134.2
3 20 M. GARCIA	BALBOR MOTORSPORT	RENAUL CLIO CUP IV	2:23.545	9 18	+1.290 +0.197	134.0
<b>TC5</b>						
1 41 C. CORTÉS	DRIVER'S ACADEMY	RENAULT CLIO CUP V	2:35.300	6 7		123.9
<b>TC6</b>						
1 3 L. CHILLIDA(JF)	MDTE RACING	MINI COOPER	2:32.019	17 17		126.6
2 21 N. POZZUTO / M. POZZUTO(Jr)	HISPANO ALEMAN RACING TEAM	MINI COOPER	2:36.008	10 14	+3.989 +3.989	123.3
3 24 F. BRACO / C. NICULAI	HISPANO ALEMAN RACING TEAM	MINI COOPER	2:38.327	8 15	+6.308 +2.319	121.5
4 12 C. MEDINA / D. DE LA PEÑA	HISPANO ALEMAN RACING TEAM	MINI COOPER	2:40.705	9 15	+8.686 +2.378	119.7

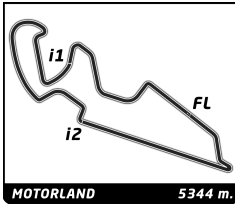
CARS #11, #41 & #125 - CHECK TRANSPONDER POSITION

Published at: .....

Track Status: **DRY**

**Race Director:**  
Maxi GUERRERO

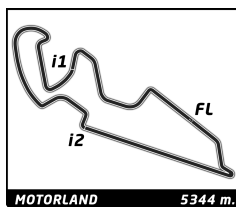
**Timekeeper:**  
Alberto ESTÉBANEZ



**Campeonato de España de GT-CET**  
**ROUND 3 - MOTORLAND**  
**GT-CET - Entrenamientos Libres**

**Best Sector Times**

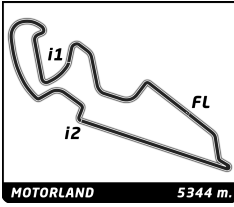
Sector 1		Sector 2		Sector 3		No Team	Class	Ideal Lap	Best Lap		
No Driver	Time	No Driver	Time	No Driver	Time						
1	121 A.GOMEZ	31.471	121 A.GOMEZ	53.322	125 L.MENDIETA(Jf)	36.516	1	121 VORTEX	GPX	2:01.522	2:01.738 (1)
2	125 L.MENDIETA(Jf)	32.205	125 L.MENDIETA(Jf)	53.635	121 A.GOMEZ	36.729	2	125 PCR SPORT	GT CUP	2:02.356	2:02.641 (2)
3	119 J.SMÖRG	32.504	119 J.SMÖRG	54.187	138 P.BRAS	37.817	3	119 PROMOTION MOTORSPORT	GT4	2:04.718	2:04.718 (3)
4	124 M.BERTOLÍN	32.947	124 M.BERTOLÍN	55.407	119 J.SMÖRG	38.027	4	138 ESCUDERIA FARAON	GPX	2:07.204	2:08.238 (5)
5	129 H.ARRUABARRENA	33.666	138 P.BRAS	55.682	124 M.BERTOLÍN	38.923	5	124 GT CORSE RACING	GT4	2:07.277	2:07.277 (4)
6	138 P.BRAS	33.705	129 H.ARRUABARRENA	56.549	15 A.GOROSTIZA(Jf)	39.048	6	129 PCR SPORT	GT4	2:09.591	2:09.860 (6)
7	180 J.LOPEZ(Jf)	33.852	180 J.LOPEZ(Jf)	57.191	9 O.APARICIO	39.204	7	15 UCAV RACING	TC1	2:11.147	2:11.501 (8)
8	15 A.GOROSTIZA(Jf)	34.593	9 O.APARICIO	57.435	129 H.ARRUABARRENA	39.376	8	180 PLEMAR SPORT	GPR	2:11.444	2:11.495 (7)
9	25 P.CARREGAL	34.774	15 A.GOROSTIZA(Jf)	57.506	25 P.CARREGAL	39.478	9	9 HISPANO ALEMAN RACING TEAM	TC1	2:11.466	2:11.872 (9)
10	9 O.APARICIO	34.827	25 P.CARREGAL	58.049	120 S.BARRET	39.489	10	25 E2P	TC1	2:12.301	2:12.512(10)
11	120 S.BARRET	35.541	140 A.DA ROCHA	59.257	180 J.LOPEZ(Jf)	40.401	11	120 VORTEX	GPX	2:15.067	2:18.045(12)
12	140 A.DA ROCHA	35.705	120 S.BARRET	1:00.037	140 A.DA ROCHA	40.620	12	140 MONTEIROS COMPETICOES	GT4	2:15.582	2:16.400(11)
13	11 A.RODRIGUEZ	36.072	1 J.ALBORS (Jf)	1:01.491	20 M.GARCIA	43.962	13	1 BALBOR MOTORSPORT	TC4	2:22.171	2:22.255(14)
14	1 J.ALBORS (Jf)	36.682	13 O.VERGARA	1:01.921	1 J.ALBORS (Jf)	43.998	14	20 BALBOR MOTORSPORT	TC4	2:23.097	2:23.545(16)
15	13 O.VERGARA	37.109	20 M.GARCIA	1:01.960	13 O.VERGARA	44.111	15	13 TEAM VRT	TC4	2:23.141	2:23.348(15)
16	20 M.GARCIA	37.175	3 L.CHILLIDA(Jf)	1:05.245	41 C.CORTÉS	47.165	16	3 MDTE RACING	TC6	2:31.934	2:32.019(17)
17	3 L.CHILLIDA(Jf)	39.126	21 N.POZZUTO	1:06.925	3 L.CHILLIDA(Jf)	47.563	17	41 DRIVER'S ACADEMY	TC5	2:34.867	2:35.300(18)
18	41 C.CORTÉS	40.015	24 F.BRACO	1:07.412	21 N.POZZUTO	48.262	18	21 HISPANO ALEMAN RACING TEAM	TC6	2:35.526	2:36.008(19)
19	21 N.POZZUTO	40.339	41 C.CORTÉS	1:07.687	24 F.BRACO	48.709	19	24 HISPANO ALEMAN RACING TEAM	TC6	2:37.571	2:38.327(20)
20	24 F.BRACO	41.450	12 C.MEDINA	1:08.686	12 C.MEDINA	49.981	20	12 HISPANO ALEMAN RACING TEAM	TC6	2:40.374	2:40.705(21)
21	12 C.MEDINA	41.707	11 A.RODRIGUEZ	1:15.860	11 A.RODRIGUEZ	58.320	21	11 DRIVER'S ACADEMY	TC2	2:50.252	2:19.547(13)



**Campeonato de España de GT-CET**  
**ROUND 3 - MOTORLAND**  
**GT-CET - Entrenamientos Libres**

**Best Top Speed**

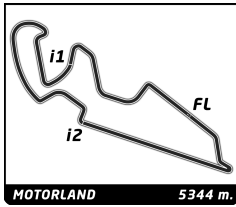
Team	Car	Class	Top Speed	Top 1 Kph Lap	Top 2 Kph Lap	Top 3 Kph Lap	Top 4 Kph Lap	Top 5 Kph Lap	Avg					
125 PCR SPORT	PORSCHE 992 GT3 CUP	GT CUP	L. MENDIETA(Jf)	264.1	11	263.4	20	261.5	12	260.2	19	259.6	9	261,8
121 VORTEX	VORTEX 2.0	GPX	A. GOMEZ	260.2	15	260.2	10	260.2	6	259.6	13	259.0	14	259,8
138 ESCUDERIA FARAON	PORSCHE 992 GT3 CUP	GPX	P. BRAS	255.3	6	254.7	5	252.9	1	251.7	2	251.7	4	253,3
120 VORTEX	VORTEX	GPX	S. BARRET	253.5	12	253.5	10	252.3	14	251.7	15	251.7	13	252,5
25 E2P	BMW M2 CS RACING	TC1	P. CARREGAL	252.9	9	251.7	3	251.2	7	251.2	6	251.2	2	251,6
119 PROMOTION MOTORSPORT	BMW M4 GT4	GT4	J. SMÖRG	252.9	18	251.2	6	250.6	13	250.6	9	250.6	5	251,2
15 UCAV RACING	BMW M2 CS RACING	TC1	A. GOROSTIZA(JF)	250.6	11	250.0	15	249.4	14	248.8	9	248.8	7	249,5
9 HISPANO ALEMAN RACING TEAM	BMW M2 CS RACING	TC1	O. APARICIO	249.4	11	248.8	6	248.3	3	247.7	10	247.7	9	248,4
124 GT CORSE RACING	BMW M4 GT4 EVO	GT4	M. BERTOLÍN	247.1	17	247.1	10	246.6	6	246.0	18	246.0	8	246,6
140 MONTEIROS COMPETICOES	BMW M4 GT4	GT4	A. DA ROCHA	245.5	9	243.8	1	242.7	15	242.7	14	242.7	13	243,5
129 PCR SPORT	MERCEDES AMG GT4	GT4	H. ARRUIBARRENA	245.5	16	245.5	5	244.3	7	243.2	14	243.2	4	244,3
180 PLEMAR SPORT	ALPINE A-110 CUP	GPR	J. LOPEZ(Jf)	235.3	18	234.8	15	234.3	16	233.3	10	232.3	8	234,0
11 DRIVER'S ACADEMY	PEUGEOT 308 CUP	TC2	A. RODRIGUEZ	223.6	9	223.1	6	222.2	8	220.9	5	220.9	7	222,1
20 BALBOR MOTORSPORT	RENAUL CLIO CUP IV	TC4	M. GARCIA	212.2	3	211.8	17	211.8	5	210.9	18	209.7	12	211,3
1 BALBOR MOTORSPORT	RENAULT CLIO CUP IV	TC4	J. ALBORS (Jf)	210.5	9	210.1	13	209.7	7	209.3	11	207.7	12	209,5
13 TEAM VRT	RENAULT CLIO CUP IV	TC4	O. VERGARA	208.9	19	207.7	3	206.9	18	206.1	16	206.1	10	207,1
41 DRIVER'S ACADEMY	RENAULT CLIO CUP V	TC5	C. CORTÉS	199.3	3	197.4	5	197.4	6	188.8	2	186.5	1	193,9
3 MDTE RACING	MINI COOPER	TC6	L. CHILLIDA(JF)	195.7	1	195.3	13	195.3	5	194.6	11	194.6	6	195,1
24 HISPANO ALEMAN RACING TEAM	MINI COOPER	TC6	F. BRACO	189.1	1	188.5	14	187.8	15	186.5	5	185.9	6	187,6
12 HISPANO ALEMAN RACING TEAM	MINI COOPER	TC6	C. MEDINA	186.5	11	181.5	15	180.3	2	179.4	13	179.1	12	181,4
21 HISPANO ALEMAN RACING TEAM	MINI COOPER	TC6	N. POZZUTO	184.9	13	184.6	14	184.6	7	184.3	2	183.7	10	184,4



**Campeonato de España de GT-CET**  
**ROUND 3 - MOTORLAND**  
**GT-CET - Entrenamientos Libres**

**Fastest Lap Sequence**

Elapsed	No Team	Car	Class	Driver	Time	Kph	Lap
4:55.704	25 E2P	BMW M2 CS RACING	TC1	Pablo CARREGAL	2:13.807	143.8	2
7:08.216	25 E2P	BMW M2 CS RACING	TC1	Pablo CARREGAL	2:12.512	145.2	3
7:20.549	121 VORTEX	VORTEX 2.0	GPX	Arnaud GOMEZ	2:02.311	157.3	3
14:03.663	121 VORTEX	VORTEX 2.0	GPX	Arnaud GOMEZ	2:01.738	158.0	6

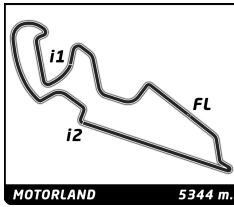


## Campeonato de España de GT-CET ROUND 3 - MOTORLAND GT-CET - Entrenamientos Libres

### Sector Analysis

■ Personal Best    
 ■ Session Best    
 ■ Crossing the pit lane

Lap	D	Time	Sector 1	Sector 2	Sector 3	T.Spd	Elapsed	Lap	D	Time	Sector 1	Sector 2	Sector 3	T.Spd	Elapsed			
<b>1</b>	<b>BALBOR MOTORSPORT</b> <span style="float: right;">RENAULT CLIO CUP IV</span>							TC4	4	1	19:51.377	...	...	...	208.9	38:41.654		
	5	1	2:29.357	39.662	...	...	220.9		41:11.011									
	6	1	2:23.454	37.667	...	...	223.1		43:34.465									
	7	1	2:21.067	36.824	...	...	220.9		45:55.532									
	8	1	2:19.547	37.161	...	...	222.2		48:15.079									
	9	1	2:19.894	36.072	...	...	223.6		50:34.973									
	1	1	13:43.137	...	1:19.296	49.026	197.4		13:43.137									
	2	1	2:40.054	43.004	1:10.897	46.153	202.2		16:23.191									
	3	1	2:30.345	39.775	1:05.419	45.151	204.5		18:53.536									
	4	1	2:30.046	39.328	1:05.197	45.521	201.9		21:23.582									
	5	1	2:31.947	39.560	1:06.288	46.099	205.3		23:55.529									
	6	1	2:29.501	39.892	1:04.255	45.354	205.3		26:25.030									
	7	1	2:39.866 <span style="color: blue;">B</span>	40.199	1:05.907	53.760	209.7		29:04.896									
	8	1	8:40.370	6:46.371	1:06.966	47.033	177.3		37:45.266									
9	1	2:22.955	37.244	1:01.713	43.998	210.5	40:08.221											
10	1	2:46.338	38.147	1:11.706	56.485	143.8	42:54.559											
11	1	2:22.255	36.682	1:01.491	44.082	209.3	45:16.814											
12	1	2:22.889	36.875	1:01.757	44.257	207.7	47:39.703											
13	1	2:23.974	36.973	1:02.791	44.210	210.1	50:03.677											
<b>3</b>	<b>MDTE RACING</b> <span style="float: right;">MINI COOPER</span>							TC6	1	1	3:01.959	56.045	1:16.818	49.096	195.7	3:01.959		
	2	1	2:41.931	41.437	1:11.200	49.294	191.8		5:43.890									
	3	1	2:40.856	42.369	1:09.981	48.506	191.5		8:24.746									
	4	1	2:37.327	40.169	1:08.755	48.403	192.9		11:02.073									
	5	1	2:37.366	40.278	1:09.122	47.966	195.3		13:39.439									
	6	1	2:34.768	40.385	1:06.439	47.944	194.6		16:14.207									
	7	1	2:33.915	40.070	1:05.952	47.893	193.2		18:48.122									
	8	1	2:34.886	39.509	1:06.519	48.858	193.2		21:23.008									
	9	1	3:01.046 <span style="color: blue;">B</span>	45.655	1:14.188	1:01.203	149.8		24:24.054									
	10	1	4:54.252	2:57.864	1:07.288	49.100	168.2		29:18.306									
	11	1	2:33.532	40.143	1:05.295	48.094	194.6		31:51.838									
	12	1	2:34.193	40.351	1:05.486	48.356	192.9		34:26.031									
	13	1	2:32.780	39.739	1:05.245	47.796	195.3		36:58.811									
	14	1	2:38.169	43.104	1:06.883	48.182	192.9		39:36.980									
	15	1	2:33.312	39.602	1:05.697	48.013	193.9		42:10.292									
16	1	2:40.402	40.024	1:10.839	49.539	187.5	44:50.694											
17	1	2:32.019	39.126	1:05.330	47.563	194.2	47:22.713											
<b>9</b>	<b>HISPANO ALEMAN RACING TEAM</b> <span style="float: right;">BMW M2 CS RACING</span>							TC1	1	1	3:28.890	1:36.353	1:06.164	46.373	185.9	3:28.890		
	2	1	2:24.137	38.601	1:02.573	42.963	191.8		5:53.027									
	3	1	2:15.920	35.268	58.909	41.743	248.3		8:08.947									
	4	1	2:13.797	35.220	58.081	40.496	246.0		10:22.744									
	5	1	2:31.591 <span style="color: blue;">B</span>	38.025	1:03.918	49.648	234.3		12:54.335									
	6	1	11:31.982	9:53.236	59.085	39.661	248.8		24:26.317									
	7	1	2:12.520	35.061	57.435	40.024	246.6		26:38.837									
	8	1	2:13.569	34.853	57.861	40.855	247.7		28:52.406									
	9	1	2:11.872	34.932	57.736	39.204	247.7		31:04.278									
	10	1	2:17.510	36.967	1:00.833	39.710	247.7		33:21.788									
	11	1	2:15.354	35.065	1:00.425	39.864	249.4		35:37.142									
	12	1	2:21.112 <span style="color: blue;">B</span>	34.827	57.746	48.539	246.6		37:58.254									
<b>11</b>	<b>DRIVER'S ACADEMY</b> <span style="float: right;">PEUGEOT 308 CUP</span>							TC2	1	1	9:09.299	6:44.980	1:25.999	58.320	152.3	9:09.299		
	2	1	3:31.261 <span style="color: blue;">B</span>	49.903	1:25.840	1:15.518	136.4		12:40.560									
	3	1	6:09.717 <span style="color: blue;">B</span>	3:41.313	1:15.860	1:12.544	123.9		18:50.277									
	<b>12</b>	<b>HISPANO ALEMAN RACING TEAM</b> <span style="float: right;">MINI COOPER</span>							TC6	1	1	3:41.800	1:27.071	1:21.521	53.208	176.8	3:41.800	
		2	1	2:54.855	45.825	1:16.487	52.543			180.3	6:36.655							
		3	1	2:53.828	46.573	1:15.225	52.030			177.9	9:30.483							
		4	1	2:53.971	46.300	1:14.617	53.054			171.7	12:24.454							
		5	1	3:07.387 <span style="color: blue;">B</span>	45.228	1:21.466	1:00.693			163.4	15:31.841							
		6	1	6:06.541	4:05.095	1:10.184	51.262			175.9	21:38.382							
		7	1	2:45.263	43.029	1:10.734	51.500			169.3	24:23.645							
		8	1	3:07.559	50.603	1:18.233	58.723			137.2	27:31.204							
		9	1	2:40.705	41.707	1:08.686	50.312			178.2	30:11.909							
10		1	3:04.771 <span style="color: blue;">B</span>	46.677	1:15.604	1:02.490	141.5	33:16.680										
11		1	6:10.359	3:59.513	1:20.217	50.629	186.5	39:27.039										
12		1	2:49.132	44.770	1:13.471	50.891	179.1	42:16.171										
13		1	2:49.386	45.304	1:14.053	50.029	179.4	45:05.557										
14		1	2:49.800	44.856	1:14.137	50.807	177.9	47:55.357										
15		1	2:46.192	44.296	1:11.915	49.981	181.5	50:41.549										
<b>13</b>	<b>TEAM VRT</b> <span style="float: right;">RENAULT CLIO CUP IV</span>							TC4	1	1	3:02.923 <span style="color: blue;">B</span>	1:01.255	1:08.565	53.103	178.5	3:02.923		
	2	1	3:58.550	2:09.663	1:03.855	45.032	204.2		7:01.473									
	3	1	2:25.850	37.427	1:03.491	44.932	207.7		9:27.323									
	4	1	2:25.982	37.498	1:04.020	44.464	206.1		11:53.305									
	5	1	2:25.116	37.586	1:02.879	44.651	206.1		14:18.421									
	6	1	2:25.506	37.855	1:03.052	44.599	205.7		16:43.927									
	7	1	2:24.497	37.288	1:02.404	44.805	204.2		19:08.424									
	8	1	2:25.037	37.322	1:03.164	44.551	206.1		21:33.461									
	9	1	2:31.383 <span style="color: blue;">B</span>	38.635	1:03.744	49.004	205.7		24:04.844									
	10	1	5:09.873	3:21.410	1:04.005	44.458	206.1		29:14.717									
	11	1	2:27.123	40.304	1:02.317	44.502	205.3		31:41.840									
	12	1	2:24.684	37.369	1:02.853	44.462	204.9		34:06.524									
	13	1	2:24.185	37.142	1:02.407	44.636	205.3		36:30.709									
	14	1	2:24.766	37.787	1:02.360	44.619	204.2		38:55.475									
	15	1	2:42.155	45.888	1:10.452	45.815	197.1		41:37.630									
16	1	2:24.080	37.393	1:02.517	44.170	206.1	44:01.710											
17	1	2:23.897	37.191	1:01.971	44.735	205.3	46:25.607											
18	1	2:23.348	37.109	1:01.921	44.318	206.9	48:48.955											
19	1	2:23.717	37.207	1:02.399	44.111	208.9	51:12.672											
<b>15</b>	<b>UCAV RACING</b> <span style="float: right;">BMW M2 CS RACING</span>							TC1	1	1	2:52.426	58.082	1:12.537	41.807	247.1	2:52.426		
	2	1	2:15.743	35.418	1:00.348	39.977	248.3		5:08.169									
	3	1	2:18.506	38.610	59.081	40.815	248.8		7:26.675									
	4	1	2:13.936	34.890	59.038	40.008	247.1		9:40.611									
	5	1	2:24.522	35.340	1:00.085	49.097	166.7		12:05.133									
	6	1	2:51.298 <span style="color: blue;">B</span>	47.364	1:13.555	50.379	218.2		14:56.431									
	7	1	4:52.734	3:11.598	1:00.579	40.557	248.8		19:49.165									
	8	1	2:17.007	35.298	1:01.956	39.753	247.7		22:06.172									



## Campeonato de España de GT-CET ROUND 3 - MOTORLAND GT-CET - Entrenamientos Libres

### Sector Analysis

■ Personal Best    
 ■ Session Best    
 ■ Crossing the pit lane

Lap	D	Time	Sector 1	Sector 2	Sector 3	T.Spd	Elapsed	Lap	D	Time	Sector 1	Sector 2	Sector 3	T.Spd	Elapsed
9	1	2:15.361	35.198	59.124	41.039	248.8	24:21.533	10	1	6:23.251	4:22.854	1:09.938	50.459	181.8	31:58.619
10	1	2:43.849B	40.719	1:09.174	53.956	184.3	27:05.382	11	1	2:40.558	41.858	1:07.845	50.855	185.6	34:39.177
11	1	5:43.985	4:06.204	58.670	39.111	250.6	32:49.367	12	1	3:09.181	42.964	1:21.137	1:05.080	92.6	37:48.358
12	1	2:12.179	34.675	57.901	39.603	248.3	35:01.546	13	1	3:01.216	44.028	1:14.961	1:02.227	107.0	40:49.574
13	1	2:43.857B	40.283	1:12.421	51.153	189.1	37:45.403	14	1	2:44.843	42.568	1:12.927	49.348	188.5	43:34.417
14	1	7:21.913	5:44.336	58.311	39.266	249.4	45:07.316	15	1	2:46.221B	42.496	1:08.409	55.316	187.8	46:20.638
15	1	2:11.501	34.947	57.506	39.048	250.0	47:18.817								

<b>20</b>		BALBOR MOTORSPORT					RENAUL CLIO CUP IV				
		1.Marcos GARCIA					TC4				
1	1	4:22.679	2:19.944	1:13.180	49.555	173.4	4:22.679				
2	1	2:25.410	38.387	1:02.788	44.235	208.9	6:48.089				
3	1	2:23.559	37.321	1:02.276	43.962	212.2	9:11.648				
4	1	2:25.298	38.480	1:02.580	44.238	209.3	11:36.946				
5	1	2:25.005	37.962	1:02.917	44.126	211.8	14:01.951				
6	1	3:02.017B	41.872	1:18.205	1:01.940	166.9	17:03.968				
7	1	5:23.017	3:34.476	1:03.536	45.005	206.9	22:26.985				
8	1	2:36.473	38.861	1:12.374	45.238	208.1	25:03.458				
9	1	2:23.545	37.175	1:01.960	44.410	209.7	27:27.003				
10	1	2:53.039	39.649	1:11.208	1:02.182	122.3	30:20.042				
11	1	2:24.513	38.112	1:02.178	44.223	209.7	32:44.555				
12	1	2:24.204	37.390	1:02.445	44.369	209.7	35:08.759				
13	1	2:34.473	43.642	1:03.952	46.879	197.4	37:43.232				
14	1	2:24.560	37.729	1:02.067	44.764	206.5	40:07.792				
15	1	2:25.017	38.666	1:02.323	44.028	209.3	42:32.809				
16	1	2:25.896	37.616	1:04.082	44.198	209.3	44:58.705				
17	1	2:24.332	37.430	1:02.681	44.221	211.8	47:23.037				
18	1	2:24.236	37.640	1:02.489	44.107	210.9	49:47.273				

<b>21</b>		HISPANO ALEMÁN RACING TEAM					MINI COOPER				
		1.Nahuel D. POZZUTO					TC6				
		2.Marcos POZZUTO(Jr)									
1	1	3:43.839	1:39.698	1:11.815	52.326	160.5	3:43.839				
2	1	2:49.218	45.956	1:14.589	48.673	184.3	6:33.057				
3	1	2:37.328	41.285	1:07.274	48.769	183.4	9:10.385				
4	1	3:08.874B	42.212	1:27.243	59.419	157.7	12:19.259				
5	1	8:35.545	6:29.150	1:13.956	52.439	169.3	20:54.804				
6	1	2:40.071	42.673	1:08.455	48.943	183.7	23:34.875				
7	1	2:37.732	41.466	1:07.435	48.831	184.6	26:12.607				
8	1	2:55.608B	44.517	1:12.606	58.485	181.8	29:08.215				
9	1	5:03.442	3:07.336	1:07.166	48.940	181.8	34:11.657				
10	1	2:36.008	40.339	1:07.210	48.459	183.7	36:47.665				
11	1	2:39.447	40.919	1:08.267	50.261	174.8	39:27.112				
12	1	2:36.135	40.798	1:06.991	48.346	182.7	42:03.247				
13	1	2:36.024	40.837	1:06.925	48.262	184.9	44:39.271				
14	1	2:36.025	40.627	1:07.049	48.349	184.6	47:15.296				

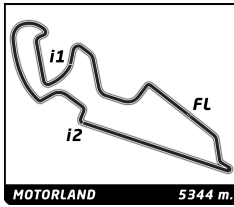
<b>24</b>		HISPANO ALEMÁN RACING TEAM					MINI COOPER				
		1.Francisco BRACO					TC6				
		2.Catalin NICULAI									
1	1	4:05.026	2:03.354	1:12.575	49.097	189.1	4:05.026				
2	1	2:41.100	41.771	1:10.303	49.026	184.9	6:46.126				
3	1	2:41.843	42.237	1:10.489	49.117	184.6	9:27.969				
4	1	2:41.419	41.680	1:09.258	50.481	183.1	12:09.388				
5	1	2:38.414	42.239	1:07.412	48.763	186.5	14:47.802				
6	1	2:39.143	41.682	1:08.752	48.709	185.9	17:26.945				
7	1	2:41.934	42.167	1:10.621	49.146	184.6	20:08.879				
8	1	2:38.327	41.450	1:07.563	49.314	184.6	22:47.206				
9	1	2:48.162B	41.624	1:09.141	57.397	177.6	25:35.368				

<b>25</b>		E2P					BMW M2 CS RACING				
		1.Pablo CARREGAL					TC1				
1	1	2:41.897	58.752	1:02.450	40.695	250.6	2:41.897				
2	1	2:13.807	34.888	58.992	39.927	251.2	4:55.704				
3	1	2:12.512	34.985	58.049	39.478	251.7	7:08.216				
4	1	2:15.243	34.774	59.845	40.624	227.8	9:23.459				
5	1	2:16.240	35.435	59.503	41.302	235.8	11:39.699				
6	1	2:15.625	35.428	1:00.387	39.810	251.2	13:55.324				
7	1	2:20.583B	35.209	59.212	46.162	251.2	16:15.907				
8	1	6:21.302	4:22.529	1:10.369	48.404	153.0	22:37.209				
9	1	2:12.682	34.982	58.145	39.555	252.9	24:49.891				
10	1	2:28.236B	34.780	1:00.971	52.485	175.6	27:18.127				

<b>41</b>		DRIVER'S ACADEMY					RENAULT CLIO CUP V				
		1.Carlos CORTÉS					TC5				
1	1	3:53.892	1:48.870	1:14.433	50.589	186.5	3:53.892				
2	1	2:40.054	41.994	1:10.442	47.618	188.8	6:33.946				
3	1	2:37.356	40.797	1:09.394	47.165	199.3	9:11.302				
4	1	3:10.564B	41.916	1:25.619	1:03.029	144.8	12:21.866				
5	1	4:56.037	2:58.071	1:10.009	47.957	197.4	17:17.903				
6	1	2:35.300	40.015	1:07.687	47.598	197.4	19:53.203				
7	1	2:43.623B	40.234	1:07.852	55.537	185.9	22:36.826				

<b>119</b>		PROMOTION MOTORSPORT					BMW M4 GT4				
		1.JM SMÖRG					GT4				
		2.Eric GENE									
1	1	5:50.841	4:15.128	57.125	38.588	247.7	5:50.841				
2	1	2:07.161	33.460	55.354	38.347	248.3	7:58.002				
3	1	2:07.974	33.416	55.973	38.585	248.3	10:05.976				
4	1	2:07.407	32.839	55.503	39.065	250.6	12:13.383				
5	1	2:06.776	33.383	55.132	38.261	250.6	14:20.159				
6	1	2:12.175B	32.901	55.085	44.189	251.2	16:32.334				
7	1	4:46.405	2:59.509	1:07.062	39.834	242.7	21:18.739				
8	1	2:10.462	33.764	55.833	40.865	198.5	23:29.201				
9	1	2:04.718	32.504	54.187	38.027	250.6	25:33.919				
10	1	2:31.843B	37.725	1:03.274	50.844	182.7	28:05.762				
11	1	4:29.980	2:51.693	58.532	39.755	248.3	32:35.742				
12	1	2:12.117	35.034	57.464	39.619	248.8	34:47.859				
13	1	2:12.110	34.768	57.967	39.375	250.6	36:59.969				
14	1	2:14.716	35.235	57.703	41.778	250.0	39:14.685				
15	1	2:19.042	35.082	1:04.104	39.856	250.0	41:33.727				
16	1	2:14.578	36.016	57.840	40.722	237.9	43:48.305				
17	1	2:19.074B	35.289	57.799	45.986	241.1	46:07.379				
18	1	4:02.280	2:28.832	55.357	38.091	252.9	50:09.659				

<b>120</b>		VORTEX					VORTEX				
		1.Stéphane BARRET					GPX				
		2.Stephane GERVAIS(Jf)									
1	1	2:58.330	1:06.342	1:09.118	42.870	239.5	2:58.330				
2	1	2:22.877	38.075	1:03.798	41.004	236.3	5:21.207				
3	1	2:19.109	36.159	1:02.712	40.238	251.7	7:40.316				
4	1	2:18.643	36.242	1:01.762	40.639	238.9	9:58.959				

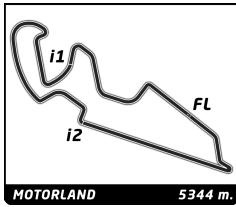


**Campeonato de España de GT-CET**  
**ROUND 3 - MOTORLAND**  
**GT-CET - Entrenamientos Libres**

**Sector Analysis**

■ Personal Best   ■ Session Best   B Crossing the pit lane

Lap	D	Time	Sector 1	Sector 2	Sector 3	T.Spd	Elapsed	Lap	D	Time	Sector 1	Sector 2	Sector 3	T.Spd	Elapsed								
5	1	2:25.178	36.285	1:04.462	44.431	234.8	12:24.137	2	1	4:33.185	2:52.106	1:02.085	38.994	253.5	9:03.841								
6	1	2:19.225	36.695	1:02.186	40.344	246.0	14:43.362	3	1	2:10.304	34.409	57.513	38.382	257.1	11:14.145								
7	1	2:28.168	B 36.708	1:01.906	49.554	224.5	17:11.530	4	1	2:09.938	33.671	57.700	38.567	257.8	13:24.083								
8	1	4:40.752	2:55.934	1:03.658	41.160	250.6	21:52.282	5	1	2:08.478	34.150	56.297	38.031	256.5	15:32.561								
9	1	2:20.770	36.122	1:03.152	41.496	239.5	24:13.052	6	1	2:07.523	33.896	56.148	37.479	257.8	17:40.084								
10	1	<b>2:18.045</b>	36.089	1:02.467	<b>39.489</b>	253.5	26:31.097	7	1	2:19.086	B 33.574	59.320	46.192	208.5	19:59.170								
11	1	2:29.738	B <b>35.541</b>	<b>1:00.037</b>	54.160	177.6	29:00.835	8	1	3:38.623	2:07.352	54.255	37.016	258.4	23:37.793								
12	1	4:14.155	2:27.470	1:05.334	41.351	253.5	33:14.990	9	1	2:02.850	32.572	53.762	<b>36.516</b>	259.6	25:40.643								
13	1	2:24.318	36.599	1:05.121	42.598	251.7	35:39.308	10	1	2:03.608	32.259	54.175	37.174	259.6	27:44.251								
14	1	2:22.587	37.390	1:03.672	41.525	252.3	38:01.895	11	1	2:02.738	<b>32.205</b>	53.685	36.848	264.1	29:46.989								
15	1	2:22.058	37.078	1:03.542	41.438	251.7	40:23.953	12	1	<b>2:02.641</b>	32.275	<b>53.635</b>	36.731	261.5	31:49.630								
16	1	2:24.995	37.599	1:05.007	42.389	239.5	42:48.948	13	1	2:22.702	B 35.337	1:01.206	46.159	216.0	34:12.332								
17	1	2:37.271	B 37.414	1:05.423	54.434	198.2	45:26.219	14	1	4:16.804	2:39.885	58.298	38.621	256.5	38:29.136								
<b>121</b> VORTEX 1.Arnaud GOMEZ 2.Pascal CHARLES VORTEX 2.0 GPX								15								1	2:08.755	33.792	56.985	37.978	255.9	40:37.891	
1								1	2:42.931	B 50.532	58.933	53.466	162.9	2:42.931	16	1	2:07.060	33.129	56.043	37.888	258.4	42:44.951	
2								1	2:35.307	1:01.761	55.969	37.577	255.9	5:18.238	17	1	2:05.785	33.001	55.581	37.203	258.4	44:50.736	
3								1	2:02.311	31.811	53.518	36.982	255.3	7:20.549	18	1	2:05.535	32.481	55.574	37.480	259.6	46:56.271	
4								1	2:35.501	33.032	1:00.244	1:02.225	194.6	9:56.050	19	1	2:07.042	33.093	56.585	37.364	260.2	49:03.313	
5								1	2:05.875	31.890	56.023	37.962	257.8	12:01.925	20	1	2:04.779	32.614	55.021	37.144	263.4	51:08.092	
6								1	<b>2:01.738</b>	<b>31.471</b>	53.538	<b>36.729</b>	260.2	14:03.663	<b>129</b> PCR SPORT 1.Harriet ARRUIBARRENA 2.Antonio Aristi MERCEDES AMG GT4 GT4								
7								1	2:25.684	B 34.648	1:00.895	50.141	197.4	16:29.347	1	1	4:50.886	2:48.451	1:14.292	48.143	190.5	4:50.886	
8								1	4:43.633	3:07.706	57.760	38.167	254.1	21:12.980	2	1	2:37.930	43.468	1:06.292	48.170	185.6	7:28.816	
9								1	2:06.250	33.367	55.505	37.378	257.1	23:19.230	3	1	2:29.482	B 36.930	1:00.906	51.646	179.7	9:58.298	
10								1	2:03.732	32.495	53.972	37.265	260.2	25:22.962	4	1	4:00.326	2:18.842	1:01.322	40.162	243.2	13:58.624	
11								1	2:26.713	32.514	1:06.970	47.229	159.8	27:49.675	5	1	2:11.614	34.609	57.221	39.784	245.5	16:10.238	
12								1	2:03.644	32.705	53.831	37.108	259.0	29:53.319	6	1	2:10.172	<b>2:09.860</b>	<b>33.666</b>	<b>56.549</b>	39.957	242.2	18:20.410
13								1	2:04.534	33.231	53.642	37.661	259.6	31:57.853	7	1	<b>2:10.860</b>	33.773	56.711	<b>39.376</b>	244.3	20:30.270	
14								1	2:04.713	33.162	54.493	37.058	259.0	34:02.566	8	1	2:28.298	34.373	1:07.460	46.465	159.5	22:58.568	
15								1	2:03.861	32.079	54.274	37.508	260.2	36:06.427	9	1	2:38.444	B 34.799	1:08.800	54.845	168.2	25:37.012	
16								1	2:02.848	32.651	<b>53.322</b>	36.875	258.4	38:09.275	10	1	8:58.265	7:15.513	1:00.973	41.779	242.2	34:35.277	
<b>124</b> GT CORSE RACING 1.Manuel BERTOLIN BMW M4 GT4 EVO GT4								11								1	2:12.900	34.783	58.137	39.980	242.2	36:48.177	
1								1	3:31.447	1:17.325	1:19.147	54.975	148.6	3:31.447	12	1	2:12.389	34.145	58.439	39.805	242.7	39:00.566	
2								1	2:35.515	44.600	1:03.815	47.100	183.1	6:06.962	13	1	2:25.193	36.231	1:04.842	44.120	192.5	41:25.759	
3								1	2:31.986	42.072	1:08.311	41.603	236.3	8:38.948	14	1	2:22.175	B 35.951	58.089	48.135	243.2	43:47.934	
4								1	2:11.147	34.391	57.085	39.671	242.7	10:50.095	15	1	4:36.401	2:47.726	1:04.686	43.989	220.0	48:24.335	
5								1	2:09.410	33.757	56.360	39.293	246.0	12:59.505	16	1	2:11.691	34.615	57.312	39.764	245.5	50:36.026	
6								1	2:08.837	33.272	56.433	39.132	246.6	15:08.342	<b>138</b> ESCUDERIA FARAON 1.Pablo BRAS 2.Agustin SANABRIA PORSCHE 992 GT3 CUP GPX								
7								1	2:09.253	33.270	56.157	39.826	245.5	17:17.595	1	1	29:37.457	...	57.314	<b>37.817</b>	252.9	29:37.457	
8								1	2:14.497	B 33.645	56.452	44.400	246.0	19:32.092	2	1	<b>2:08.238</b>	34.235	<b>55.682</b>	38.321	251.7	31:45.695	
9								1	6:32.150	4:48.483	1:01.720	41.947	228.3	26:04.242	3	1	5:06.756	B 1:06.030	2:07.244	1:53.482	49.3	36:52.451	
10								1	<b>2:07.277</b>	<b>32.947</b>	<b>55.407</b>	<b>38.923</b>	247.1	28:11.519	4	1	10:01.602	8:21.128	1:01.101	39.373	251.7	46:54.053	
11								1	2:24.445	33.196	58.414	52.835	170.6	30:35.964	5	1	2:10.961	33.870	58.887	38.204	254.7	49:05.014	
12								1	2:16.937	B 33.025	57.641	46.271	245.5	32:52.901	6	1	2:09.853	<b>33.705</b>	58.211	37.937	255.3	51:14.867	
13								1	6:14.550	4:26.775	1:02.225	45.550	226.9	39:07.451	<b>140</b> MONTEIROS COMPETICOES 1.Antonio J.N. DA ROCHA BMW M4 GT4 GT4								
14								1	2:19.726	40.209	1:00.018	39.499	244.9	41:27.177	1	1	3:12.189	1:17.954	1:11.156	43.079	243.8	3:12.189	
15								1	2:24.273	34.161	57.964	52.148	173.9	43:51.450	2	1	2:21.791	37.387	1:02.964	41.440	241.6	5:33.980	
16								1	2:58.259	42.044	1:06.274	1:09.941	120.5	46:49.709	3	1	2:19.880	36.949	1:01.441	41.490	241.1	7:53.860	
17								1	2:07.522	33.159	55.420	38.943	247.1	48:57.231	4	1	2:20.333	37.431	1:01.293	41.609	240.0	10:14.193	
18								1	2:07.933	33.242	55.687	39.004	246.0	51:05.164	5	1	2:35.614	B 42.445	1:05.602	47.567	242.2	12:49.807	
<b>125</b> PCR SPORT 1.Lorenzo MENDIETA(Jf) 2.Jordi FUSET PORSCHE 992 GT3 CUP GT CUP								6								1	5:14.539	3:29.926	1:02.434	42.179	241.1	18:04.346	
1								1	4:30.656	B 2:29.121	1:06.087	55.448	165.4	4:30.656	7	1	2:19.251	36.971	1:00.851	41.429	240.5	20:23.597	



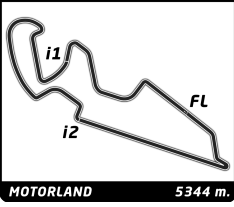
**Campeonato de España de GT-CET**  
**ROUND 3 - MOTORLAND**  
**GT-CET - Entrenamientos Libres**

**Sector Analysis**

■ Personal Best   ■ Session Best   **B** Crossing the pit lane

Lap	D	Time	Sector 1	Sector 2	Sector 3	T.Spd	Elapsed	Lap	D	Time	Sector 1	Sector 2	Sector 3	T.Spd	Elapsed
8	1	2:27.747 <b>B</b>	37.178	1:01.381	49.188	241.1	22:51.344								
9	1	6:24.459	4:39.740	1:03.015	41.704	245.5	29:15.803								
10	1	2:17.766	37.400	59.557	40.809	241.6	31:33.569								
11	1	2:16.564	35.949	59.995	<b>40.620</b>	242.7	33:50.133								
12	1	2:24.597 <b>B</b>	36.568	1:00.109	47.920	241.1	36:14.730								
13	1	6:07.553	4:25.622	1:01.108	40.823	242.7	42:22.283								
14	1	2:16.465	36.360	59.313	40.792	242.7	44:38.748								
15	1	<b>2:16.400</b>	<b>35.705</b>	<b>59.257</b>	41.438	242.7	46:55.148								

180		PLEMAR SPORT		ALPINE A-110 CUP			
		1. Jose Luis LOPEZ(Jf)		GPR			
		2. Alvaro RODRIGUEZ					
1	1	6:36.573	4:43.398	1:08.464	44.711	228.8	6:36.573
2	1	2:33.839	39.825	1:09.372	44.642	226.4	9:10.412
3	1	2:35.395 <b>B</b>	39.180	1:05.093	51.122	221.8	11:45.807
4	1	3:43.788	1:54.479	1:05.228	44.081	227.4	15:29.595
5	1	2:27.185	39.459	1:03.665	44.061	228.8	17:56.780
6	1	2:23.805	38.383	1:02.647	42.775	230.3	20:20.585
7	1	2:22.847	38.238	1:02.037	42.572	231.3	22:43.432
8	1	2:21.177	36.850	1:01.862	42.465	232.3	25:04.609
9	1	2:23.129	37.769	1:02.102	43.258	224.1	27:27.738
10	1	2:22.242	37.887	1:01.571	42.784	233.3	29:49.980
11	1	2:21.934	38.185	1:01.601	42.148	231.3	32:11.914
12	1	2:24.891	37.660	1:03.193	44.038	223.1	34:36.805
13	1	2:28.739 <b>B</b>	36.854	1:02.871	49.014	231.3	37:05.544
14	1	4:26.896	2:42.407	1:02.825	41.664	230.8	41:32.440
15	1	2:14.856	35.088	58.530	41.238	234.8	43:47.296
16	1	2:13.001	34.646	57.954	<b>40.401</b>	234.3	46:00.297
17	1	2:21.556	34.510	1:03.664	43.382	182.4	48:21.853
18	1	<b>2:11.495</b>	<b>33.852</b>	<b>57.191</b>	40.452	235.3	50:33.348



**Campeonato de España de GT-CET**  
**ROUND 3 - MOTORLAND**  
**GT-CET - Entrenamientos Libres**

**Classification**

Hour	Flag	Message
16:23:55		RECORDATORIO TRACK LIMITS

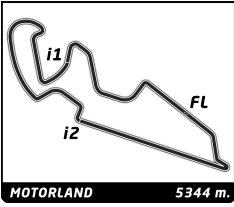
Published at: .....

**Race Director:**  
Maxi GUERRERO

A handwritten signature in blue ink, appearing to read 'Maxi Guerrero', written over a light blue grid background.

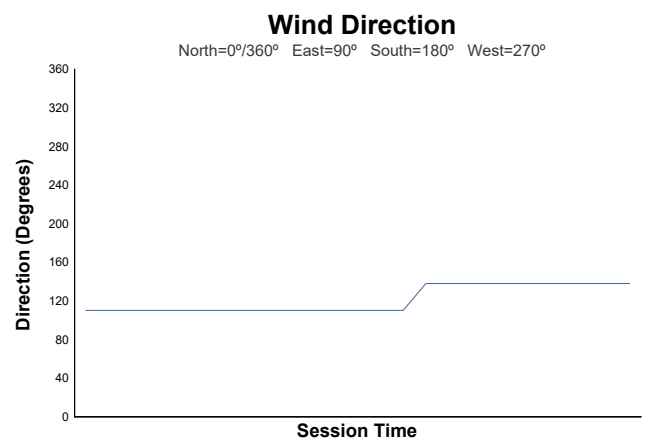
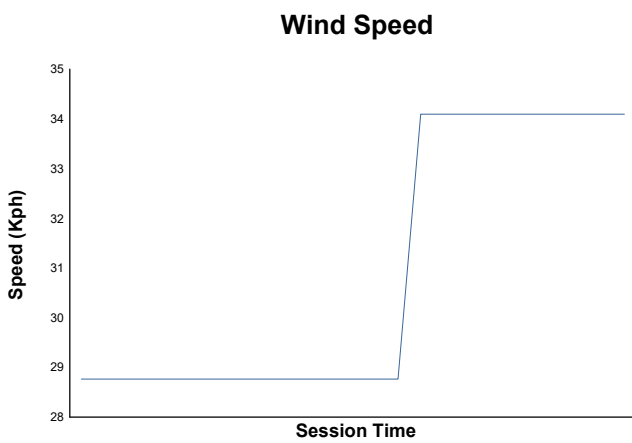
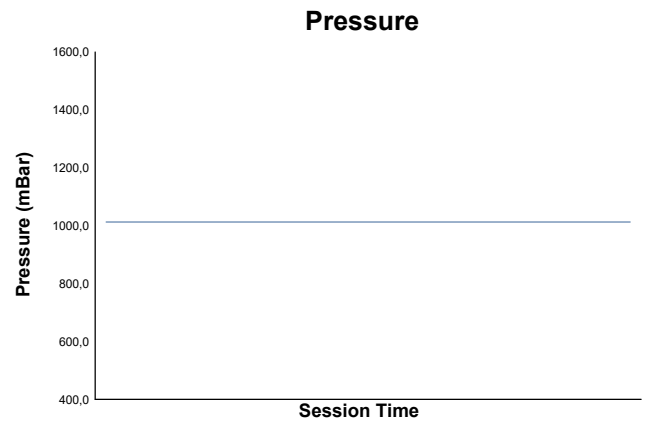
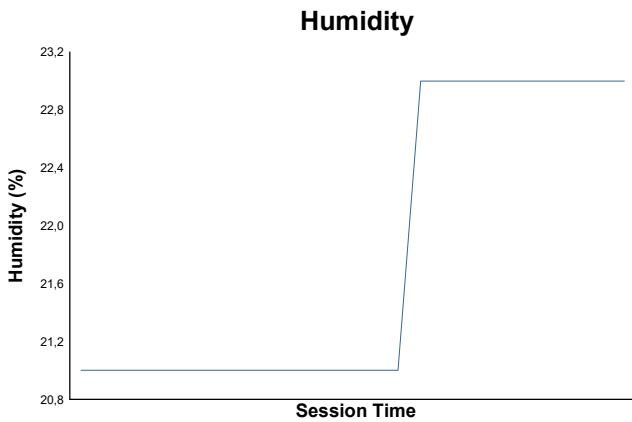
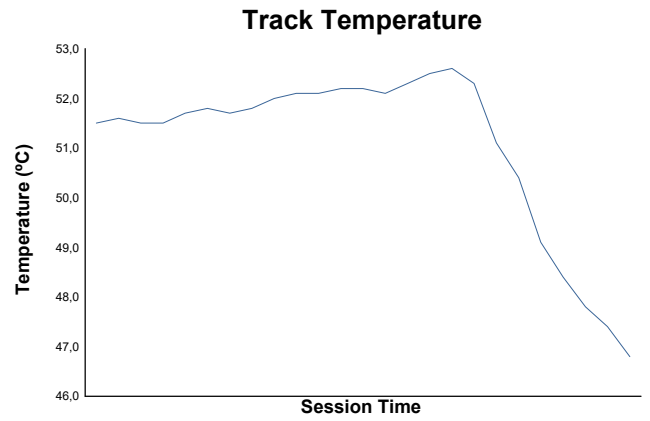
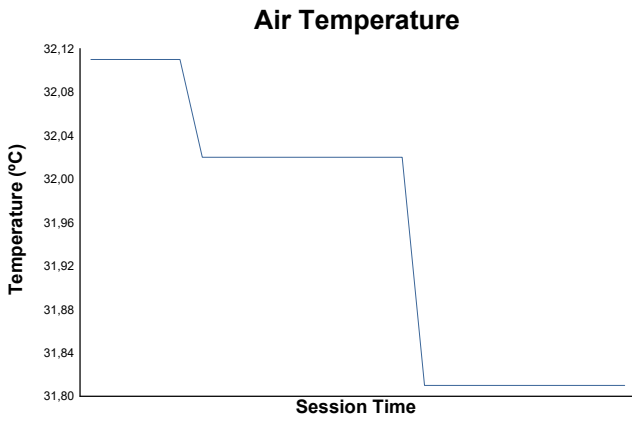
**Timekeeper:**  
Alberto ESTÉBANEZ

A handwritten signature in red ink, appearing to read 'Alberto Estébanez', written over a light blue grid background.

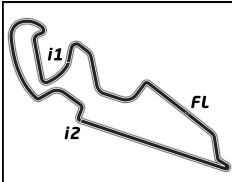


**ROUND 3 - MOTORLAND**  
Campeonato de España de GT-CET  
GT-CET - Entrenamientos Libres

**Weather Report**



Track Status: **DRY**



## Campeonato de España de GT-CET ROUND 3 - MOTORLAND

### Entrenamientos Clasificatorios 1

### Final Classification

No Drivers	Team	Car	Cl.	Time	Lap Total	Gap	Kph
1 138 P. BRAS / A. SANABRIA	ESCUDERIA FARAON	PORSCHE 992 GT3 CUP	GPX	<b>2:00.123</b>	3 4	- -	160.2
2 121 A. GOMEZ / P. CHARLES	VORTEX	VORTEX 2.0	GPX	<b>2:00.483</b>	5 6	+0.360 +0.360	159.7
3 125 L. MENDIETA(Jf) / J. FUSET	PCR SPORT	PORSCHE 992 GT3 CUP	GPX	<b>2:04.044</b>	3 6	+3.921 +3.561	155.1
4 124 M. BERTOLÍN	GT CORSE RACING	BMW M4 GT4 EVO	GT4	<b>2:07.058</b>	4 6	+6.935 +3.014	151.4
5 129 H. ARRUBARRENA / A. Aristi	PCR SPORT	MERCEDES AMG GT4	GT4	<b>2:09.470</b>	4 5	+9.347 +2.412	148.6
6 119 J. SMÖRG / E. GENE	PROMOTION MOTORSPORT	BMW M4 GT4	GT4	<b>2:09.960</b>	6 6	+9.837 +0.490	148.0
7 15 A. GOROSTIZA(JF) / S. HEBRARD	UCAV RACING	BMW M2 CS RACING	TC1	<b>2:10.526</b>	6 6	+10.403 +0.566	147.4
8 25 P. CARREGAL	E2P	BMW M2 CS RACING	TC1	<b>2:11.094</b>	2 3	+10.971 +0.568	146.8
9 120 S. BARRET / S. GERVAIS(Jf)	VORTEX	VORTEX	GPX	<b>2:11.560</b>	4 6	+11.437 +0.466	146.2
10 11 A. RODRIGUEZ / R. MORENO	DRIVER'S ACADEMY	PEUGEOT 308 CUP	TC2	<b>2:12.583</b>	4 7	+12.460 +1.023	145.1
11 9 O. APARICIO / Á. BARBA	HISPANO ALEMAN RACING TEAM	BMW M2 CS RACING	TC1	<b>2:14.954</b>	5 6	+14.831 +2.371	142.6
12 140 A. DA ROCHA	MONTEIROS COMPETICOES	BMW M4 GT4	GT4	<b>2:18.323</b>	5 6	+18.200 +3.369	139.1
13 180 J. LOPEZ(Jf) / A. RODRIGUEZ	PLEMAR SPORT	ALPINE A-110 CUP	GPR	<b>2:20.105</b>	6 6	+19.982 +1.782	137.3
14 20 M. GARCIA	BALBOR MOTORSPORT	RENAUL CLIO CUP IV	TC4	<b>2:22.972</b>	2 4	+22.849 +2.867	134.6
15 13 O. VERGARA	TEAM VRT	RENAULT CLIO CUP IV	TC4	<b>2:23.360</b>	5 6	+23.237 +0.388	134.2
16 1 J. ALBORS (Jf) / G. LÓPEZ	BALBOR MOTORSPORT	RENAULT CLIO CUP IV	TC4	<b>2:27.074</b>	6 6	+26.951 +3.714	130.8
17 41 C. CORTÉS	DRIVER'S ACADEMY	RENAULT CLIO CUP V	TC5	<b>2:29.234</b>	5 6	+29.111 +2.160	128.9
18 3 L. CHILLIDA(JF)	MDTE RACING	MINI COOPER	TC6	<b>2:32.360</b>	3 5	+32.237 +3.126	126.3
19 21 N. POZZUTO / M. POZZUTO(Jr)	HISPANO ALEMAN RACING TEAM	MINI COOPER	TC6	<b>2:32.798</b>	6 6	+32.675 +0.438	125.9
20 24 F. BRACO / C. NICULAI	HISPANO ALEMAN RACING TEAM	MINI COOPER	TC6	<b>2:33.461</b>	5 6	+33.338 +0.663	125.4
21 12 C. MEDINA / D. DE LA PEÑA	HISPANO ALEMAN RACING TEAM	MINI COOPER	TC6	<b>2:35.361</b>	2 6	+35.238 +1.900	123.8

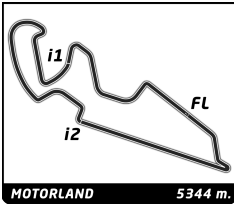
**Fastest Lap:** Lap 3 | Pablo BRAS | **2:00.123** | 160.2 Kph

CARS #21, #119 & #129 - SOME LAPTIMES DELETED - TRACK LIMITS

Published at: .....

Track Status: **DRY**

<p><b>Stewards:</b> Josep CARTANYA                      Arturo HERNANDEZ                      Ana Paula FERREIRA</p>	<p><b>Timekeeper:</b> Alberto ESTÉBANEZ</p>
--	---



## Campeonato de España de GT-CET

### ROUND 3 - MOTORLAND

#### Entrenamientos Clasificatorios 1


### Final Classification by Class

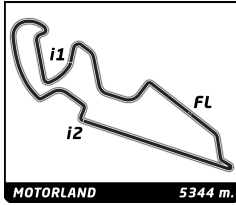
No Drivers	Team	Car	Time	Lap Total	Gap	Kph
<b>GPR</b>						
1 180 J. LOPEZ(Jf) / A. RODRIGUEZ	PLEMAR SPORT	ALPINE A-110 CUP	<b>2:20.105</b>	6 6		<b>137.3</b>
<b>GPX</b>						
1 138 P. BRAS / A. SANABRIA	ESCUADERIA FARAON	PORSCHE 992 GT3 CUP	<b>2:00.123</b>	3 4		<b>160.2</b>
2 121 A. GOMEZ / P. CHARLES	VORTEX	VORTEX 2.0	<b>2:00.483</b>	5 6	+0.360 +0.360	<b>159.7</b>
3 125 L. MENDIETA(Jf) / J. FUSET	PCR SPORT	PORSCHE 992 GT3 CUP	<b>2:04.044</b>	3 6	+3.921 +3.561	<b>155.1</b>
4 120 S. BARRET / S. GERVAIS(Jf)	VORTEX	VORTEX	<b>2:11.560</b>	4 6	+11.437 +7.516	<b>146.2</b>
<b>GT4</b>						
1 124 M. BERTOLÍN	GT CORSE RACING	BMW M4 GT4 EVO	<b>2:07.058</b>	4 6		<b>151.4</b>
2 129 H. ARRUABARRENA / A. Aristi	PCR SPORT	MERCEDES AMG GT4	<b>2:09.470</b>	4 5	+2.412 +2.412	<b>148.6</b>
3 119 J. SMÖRG / E. GENE	PROMOTION MOTORSPORT	BMW M4 GT4	<b>2:09.960</b>	6 6	+2.902 +0.490	<b>148.0</b>
4 140 A. DA ROCHA	MONTEIROS COMPETICOES	BMW M4 GT4	<b>2:18.323</b>	5 6	+11.265 +8.363	<b>139.1</b>
<b>TC1</b>						
1 15 A. GOROSTIZA(JF) / S. HEBRARD	UCAV RACING	BMW M2 CS RACING	<b>2:10.526</b>	6 6		<b>147.4</b>
2 25 P. CARREGAL	E2P	BMW M2 CS RACING	<b>2:11.094</b>	2 3	+0.568 +0.568	<b>146.8</b>
3 9 O. APARICIO / Á. BARBA	HISPANO ALEMAN RACING TEAM	BMW M2 CS RACING	<b>2:14.954</b>	5 6	+4.428 +3.860	<b>142.6</b>
<b>TC2</b>						
1 11 A. RODRIGUEZ / R. MORENO	DRIVER'S ACADEMY	PEUGEOT 308 CUP	<b>2:12.583</b>	4 7		<b>145.1</b>
<b>TC4</b>						
1 20 M. GARCIA	BALBOR MOTORSPORT	RENAUL CLIO CUP IV	<b>2:22.972</b>	2 4		<b>134.6</b>
2 13 O. VERGARA	TEAM VRT	RENAULT CLIO CUP IV	<b>2:23.360</b>	5 6	+0.388 +0.388	<b>134.2</b>
3 1 J. ALBORS (Jf) / G. LÓPEZ	BALBOR MOTORSPORT	RENAULT CLIO CUP IV	<b>2:27.074</b>	6 6	+4.102 +3.714	<b>130.8</b>
<b>TC5</b>						
1 41 C. CORTÉS	DRIVER'S ACADEMY	RENAULT CLIO CUP V	<b>2:29.234</b>	5 6		<b>128.9</b>
<b>TC6</b>						
1 3 L. CHILLIDA(JF)	MDTE RACING	MINI COOPER	<b>2:32.360</b>	3 5		<b>126.3</b>
2 21 N. POZZUTO / M. POZZUTO(Jr)	HISPANO ALEMAN RACING TEAM	MINI COOPER	<b>2:32.798</b>	6 6	+0.438 +0.438	<b>125.9</b>
3 24 F. BRACO / C. NICULAI	HISPANO ALEMAN RACING TEAM	MINI COOPER	<b>2:33.461</b>	5 6	+1.101 +0.663	<b>125.4</b>
4 12 C. MEDINA / D. DE LA PEÑA	HISPANO ALEMAN RACING TEAM	MINI COOPER	<b>2:35.361</b>	2 6	+3.001 +1.900	<b>123.8</b>

CARS #21, #119 & #129 - SOME LAPTIMES DELETED - TRACK LIMITS

Published at: .....

Track Status: **DRY**

<b>Stewards:</b> Josep CARTANYA                      Arturo HERNANDEZ                      Ana Paula FERREIRA			<b>Timekeeper:</b> Alberto ESTÉBANEZ	
				



## Campeonato de España de GT-CET

### ROUND 3 - MOTORLAND

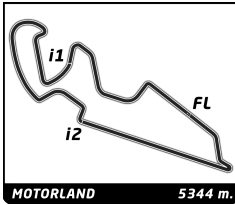
#### Entrenamientos Clasificatorios 1

### Provisional Classification by Driver Fastest Lap

No	Team	Car	Class	Driver	Time Lap	Total	Gap	Kph
1	138 ESCUDERIA FARAON	PORSCHE 992 GT3 CUP	GPX	<b>Pablo BRAS</b>	2:00.123	3	4	160.2
2	121 VORTEX	VORTEX 2.0	GPX	<b>Arnaud GOMEZ</b>	2:00.483	5	6	0.360 0.360 159.7
3	125 PCR SPORT	PORSCHE 992 GT3 CUP	GPX	<b>Lorenzo MENDIETA(Jf)</b>	2:04.044	3	6	3.921 3.561 155.1
4	124 GT CORSE RACING	BMW M4 GT4 EVO	GT4	<b>Manuel BERTOLÍN</b>	2:07.058	4	6	6.935 3.014 151.4
5	129 PCR SPORT	MERCEDES AMG GT4	GT4	<b>Harriet ARRUBARRENA</b>	2:09.470	4	5	9.347 2.412 148.6
6	119 PROMOTION MOTORSPORT	BMW M4 GT4	GT4	<b>JM SMÖRG</b>	2:09.960	6	6	9.837 0.490 148.0
7	15 UCAV RACING	BMW M2 CS RACING	TC1	<b>Asier GOROSTIZA(JF)</b>	2:10.526	6	6	10.403 0.566 147.4
8	25 E2P	BMW M2 CS RACING	TC1	<b>Pablo CARREGAL</b>	2:11.094	2	3	10.971 0.568 146.8
9	120 VORTEX	VORTEX	GPX	<b>Stéphane BARRET</b>	2:11.560	4	6	11.437 0.466 146.2
10	11 DRIVER'S ACADEMY	PEUGEOT 308 CUP	TC2	<b>Alvaro RODRIGUEZ</b>	2:12.583	4	7	12.460 1.023 145.1
11	9 HISPANO ALEMAN RACING TEAM	BMW M2 CS RACING	TC1	<b>Oscar APARICIO</b>	2:14.954	5	6	14.831 2.371 142.6
12	140 MONTEIROS COMPETICOES	BMW M4 GT4	GT4	<b>Antonio J.N. DA ROCHA</b>	2:18.323	5	6	18.200 3.369 139.1
13	180 PLEMAR SPORT	ALPINE A-110 CUP	GPR	<b>Jose Luis LOPEZ(Jf)</b>	2:20.105	6	6	19.982 1.782 137.3
14	20 BALBOR MOTORSPORT	RENAUL CLIO CUP IV	TC4	<b>Marcos GARCIA</b>	2:22.972	2	4	22.849 2.867 134.6
15	13 TEAM VRT	RENAULT CLIO CUP IV	TC4	<b>Oscar VERGARA</b>	2:23.360	5	6	23.237 0.388 134.2
16	1 BALBOR MOTORSPORT	RENAULT CLIO CUP IV	TC4	<b>Jose Luis ALBORS (Jf)</b>	2:27.074	6	6	26.951 3.714 130.8
17	41 DRIVER'S ACADEMY	RENAULT CLIO CUP V	TC5	<b>Carlos CORTÉS</b>	2:29.234	5	6	29.111 2.160 128.9
18	3 MDTE RACING	MINI COOPER	TC6	<b>Luis CHILLIDA(JF)</b>	2:32.360	3	5	32.237 3.126 126.3
19	21 HISPANO ALEMAN RACING TEAM	MINI COOPER	TC6	<b>Nahuel D. POZZUTO</b>	2:32.798	6	6	32.675 0.438 125.9
20	24 HISPANO ALEMAN RACING TEAM	MINI COOPER	TC6	<b>Francisco BRACO</b>	2:33.461	5	6	33.338 0.663 125.4
21	12 HISPANO ALEMAN RACING TEAM	MINI COOPER	TC6	<b>Carlos MEDINA</b>	2:35.361	2	6	35.238 1.900 123.8
22	1 BALBOR MOTORSPORT	RENAULT CLIO CUP IV	TC4	<b>Germán LÓPEZ</b>				
23	9 HISPANO ALEMAN RACING TEAM	BMW M2 CS RACING	TC1	<b>Álvaro BARBA</b>				
24	11 DRIVER'S ACADEMY	PEUGEOT 308 CUP	TC2	<b>Roberto F. MORENO</b>				
25	12 HISPANO ALEMAN RACING TEAM	MINI COOPER	TC6	<b>Daniel DE LA PEÑA</b>				
26	15 UCAV RACING	BMW M2 CS RACING	TC1	<b>Sacha HEBRARD</b>				
27	21 HISPANO ALEMAN RACING TEAM	MINI COOPER	TC6	<b>Marcos POZZUTO(Jr)</b>				
28	24 HISPANO ALEMAN RACING TEAM	MINI COOPER	TC6	<b>Catalin NICULAI</b>				
29	119 PROMOTION MOTORSPORT	BMW M4 GT4	GT4	<b>Eric GENE</b>				
30	120 VORTEX	VORTEX	GPX	<b>Stephane GERVAIS(Jf)</b>				
31	121 VORTEX	VORTEX 2.0	GPX	<b>Pascal CHARLES</b>				
32	125 PCR SPORT	PORSCHE 992 GT3 CUP	GPX	<b>Jordi FUSET</b>				
33	129 PCR SPORT	MERCEDES AMG GT4	GT4	<b>Antonio Aristi</b>				
34	138 ESCUDERIA FARAON	PORSCHE 992 GT3 CUP	GPX	<b>Agustin SANABRIA</b>				
35	180 PLEMAR SPORT	ALPINE A-110 CUP	GPR	<b>Alvaro RODRIGUEZ</b>				

Published at: .....

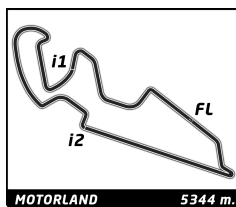
<b>Race Director:</b> Maxi GUERRERO 	<b>Timekeeper:</b> Alberto ESTÉBANEZ 
---	--



## Campeonato de España de GT-CET ROUND 3 - MOTORLAND Entrenamientos Clasificatorios 1

### Best Sector Times

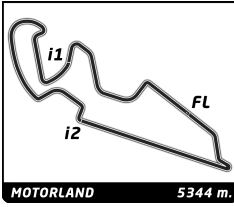
Sector 1		Sector 2		Sector 3		No Team	Class	Ideal Lap	Best Lap		
No Driver	Time	No Driver	Time	No Driver	Time						
1	138 P.BRAS	31.234	138 P.BRAS	52.284	138 P.BRAS	36.367	1	138 ESCUDERIA FARAON	GPX	1:59.885	2:00.123 (1)
2	121 A.GOMEZ	31.613	121 A.GOMEZ	52.388	121 A.GOMEZ	36.482	2	121 VORTEX	GPX	2:00.483	2:00.483 (2)
3	125 L.MENDIETA(Jf)	32.163	125 L.MENDIETA(Jf)	54.563	125 L.MENDIETA(Jf)	36.920	3	125 PCR SPORT	GPX	2:03.646	2:04.044 (3)
4	124 M.BERTOLÍN	32.544	124 M.BERTOLÍN	55.344	124 M.BERTOLÍN	38.511	4	124 GT CORSE RACING	GT4	2:06.399	2:07.058 (4)
5	119 J.SMÖRG	33.703	119 J.SMÖRG	56.254	120 S.BARRET	38.521	5	119 PROMOTION MOTORSPORT	GT4	2:09.291	2:09.960 (6)
6	129 H.ARRUABARRENA	33.705	129 H.ARRUABARRENA	56.363	25 P.CARREGAL	38.979	6	129 PCR SPORT	GT4	2:09.470	2:09.470 (5)
7	25 P.CARREGAL	33.963	15 A.GOROSTIZA(Jf)	56.896	119 J.SMÖRG	39.334	7	15 UCAV RACING	TC1	2:10.447	2:10.526 (7)
8	15 A.GOROSTIZA(Jf)	34.150	25 P.CARREGAL	57.937	15 A.GOROSTIZA(Jf)	39.401	8	25 E2P	TC1	2:10.879	2:11.094 (8)
9	11 A.RODRIGUEZ	34.283	9 O.APARICIO	58.395	129 H.ARRUABARRENA	39.402	9	120 VORTEX	GPX	2:11.560	2:11.560 (9)
10	120 S.BARRET	34.535	120 S.BARRET	58.504	9 O.APARICIO	40.879	10	9 HISPANO ALEMAN RACING TEAM	TC1	2:14.906	2:14.954 (11)
11	9 O.APARICIO	35.632	180 J.LOPEZ(Jf)	1:00.228	180 J.LOPEZ(Jf)	42.249	11	180 PLEMAR SPORT	GPR	2:19.283	2:20.105 (13)
12	180 J.LOPEZ(Jf)	36.806	20 M.GARCIA	1:01.833	20 M.GARCIA	44.150	12	20 BALBOR MOTORSPORT	TC4	2:22.972	2:22.972 (14)
13	20 M.GARCIA	36.989	13 O.VERGARA	1:01.844	13 O.VERGARA	44.244	13	13 TEAM VRT	TC4	2:23.104	2:23.360 (15)
14	13 O.VERGARA	37.016	1 J.ALBORS (Jf)	1:03.982	1 J.ALBORS (Jf)	44.887	14	1 BALBOR MOTORSPORT	TC4	2:26.762	2:27.074 (16)
15	1 J.ALBORS (Jf)	37.893	41 C.CORTÉS	1:04.625	41 C.CORTÉS	46.226	15	41 DRIVER'S ACADEMY	TC5	2:29.234	2:29.234 (17)
16	41 C.CORTÉS	38.383	3 L.CHILLIDA(Jf)	1:05.053	3 L.CHILLIDA(Jf)	47.503	16	3 MDTE RACING	TC6	2:31.337	2:32.360 (18)
17	3 L.CHILLIDA(Jf)	38.781	21 N.POZZUTO	1:05.529	21 N.POZZUTO	47.877	17	21 HISPANO ALEMAN RACING TEAM	TC6	2:32.798	2:32.798 (19)
18	24 F.BRACO	39.320	24 F.BRACO	1:05.704	24 F.BRACO	48.039	18	24 HISPANO ALEMAN RACING TEAM	TC6	2:33.063	2:33.461 (20)
19	21 N.POZZUTO	39.392	12 C.MEDINA	1:06.281	12 C.MEDINA	48.872	19	11 DRIVER'S ACADEMY	TC2	2:34.169	2:12.583 (10)
20	12 C.MEDINA	40.009	11 A.RODRIGUEZ	1:09.237	11 A.RODRIGUEZ	50.649	20	12 HISPANO ALEMAN RACING TEAM	TC6	2:35.162	2:35.361 (21)



**Campeonato de España de GT-CET**  
**ROUND 3 - MOTORLAND**  
Entrenamientos Clasificatorios 1

**Best Top Speed**

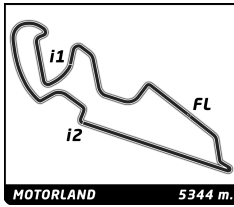
Team	Car	Class	Top Speed	Top 1 Kph Lap	Top 2 Kph Lap	Top 3 Kph Lap	Top 4 Kph Lap	Top 5 Kph Lap	Avg
121 VORTEX	VORTEX 2.0	GPX	<b>A. GOMEZ</b>	<b>264.1</b> 5	261.5 4	260.2 3	259.6 1	257.8 2	260,6
125 PCR SPORT	PORSCHE 992 GT3 CUP	GPX	<b>L. MENDIETA(Jf)</b>	<b>263.4</b> 5	262.8 4	262.1 2	262.1 3	201.5 6	250,4
138 ESCUDERIA FARAON	PORSCHE 992 GT3 CUP	GPX	<b>P. BRAS</b>	<b>262.8</b> 4	260.9 3	254.7 1	155.6 2		233,5
120 VORTEX	VORTEX	GPX	<b>S. BARRET</b>	<b>260.2</b> 4	259.0 5	258.4 6	257.8 2	257.8 3	258,6
9 HISPANO ALEMAN RACING TEAM	BMW M2 CS RACING	TC1	<b>O. APARICIO</b>	<b>259.6</b> 4	254.7 3	253.5 6	252.3 5	164.1 2	236,8
25 E2P	BMW M2 CS RACING	TC1	<b>P. CARREGAL</b>	<b>254.1</b> 2	206.1 3	178.8 1			213,0
15 UCAV RACING	BMW M2 CS RACING	TC1	<b>A. GOROSTIZA(JF)</b>	<b>252.3</b> 6	251.7 3	205.3 2	138.5 4	101.1 1	189,8
119 PROMOTION MOTORSPORT	BMW M4 GT4	GT4	<b>J. SMÖRG</b>	<b>250.0</b> 5	250.0 6	249.4 3	248.8 4	220.9 2	243,8
124 GT CORSE RACING	BMW M4 GT4 EVO	GT4	<b>M. BERTOLÍN</b>	<b>247.7</b> 4	246.6 2	246.0 3	225.0 1	224.5 6	238,0
129 PCR SPORT	MERCEDES AMG GT4	GT4	<b>H. ARRUIBARRENA</b>	<b>246.6</b> 3	246.0 4	195.3 1	172.8 5	151.3 2	202,4
180 PLEMAR SPORT	ALPINE A-110 CUP	GPR	<b>J. LOPEZ(Jf)</b>	<b>235.8</b> 2	234.3 6	230.3 4	229.8 5	194.2 3	224,9
11 DRIVER'S ACADEMY	PEUGEOT 308 CUP	TC2	<b>A. RODRIGUEZ</b>	<b>227.4</b> 3	227.4 4	226.9 2	220.4 6	170.3 7	214,5
20 BALBOR MOTORSPORT	RENAUL CLIO CUP IV	TC4	<b>M. GARCIA</b>	<b>211.4</b> 2	145.7 1	124.7 3	78.7 4		140,1
13 TEAM VRT	RENAULT CLIO CUP IV	TC4	<b>O. VERGARA</b>	<b>210.5</b> 4	210.1 3	208.9 2	208.5 5	187.8 6	205,2
1 BALBOR MOTORSPORT	RENAULT CLIO CUP IV	TC4	<b>J. ALBORS (Jf)</b>	<b>210.1</b> 4	206.9 6	206.5 2	206.1 5	205.7 3	207,1
41 DRIVER'S ACADEMY	RENAULT CLIO CUP V	TC5	<b>C. CORTÉS</b>	<b>204.2</b> 4	203.4 5	203.0 3	201.5 2	186.5 6	199,7
3 MDTE RACING	MINI COOPER	TC6	<b>L. CHILLIDA(JF)</b>	<b>198.2</b> 2	197.1 4	190.5 3	139.5 1	123.9 5	169,8
24 HISPANO ALEMAN RACING TEAM	MINI COOPER	TC6	<b>F. BRACO</b>	<b>195.3</b> 2	191.5 5	190.8 3	163.4 1	161.4 4	180,5
21 HISPANO ALEMAN RACING TEAM	MINI COOPER	TC6	<b>N. POZZUTO</b>	<b>192.2</b> 4	189.1 2	189.1 6	153.8 3	142.7 5	173,4
12 HISPANO ALEMAN RACING TEAM	MINI COOPER	TC6	<b>C. MEDINA</b>	<b>188.5</b> 2	184.0 5	183.7 3	125.4 4	123.4 6	161,0
140 MONTEIROS COMPETICOES	BMW M4 GT4	GT4	<b>A. DA ROCHA</b>						



**Campeonato de España de GT-CET**  
**ROUND 3 - MOTORLAND**  
**Entrenamientos Clasificatorios 1**

**Fastest Lap Sequence**

Elapsed	No Team	Car	Class	Driver	Time	Kph	Lap
4:29.872	121 VORTEX	VORTEX 2.0	GPX	Arnaud GOMEZ	2:09.587	148.5	2
4:51.045	124 GT CORSE RACING	BMW M4 GT4 EVO	GT4	Manuel BERTOLÍN	2:07.765	150.6	2
6:33.313	121 VORTEX	VORTEX 2.0	GPX	Arnaud GOMEZ	2:03.441	155.9	3
8:36.174	121 VORTEX	VORTEX 2.0	GPX	Arnaud GOMEZ	2:02.861	156.6	4
10:36.657	121 VORTEX	VORTEX 2.0	GPX	Arnaud GOMEZ	2:00.483	159.7	5
11:16.067	138 ESCUDERIA FARAON	PORSCHE 992 GT3 CUP	GPX	Pablo BRAS	2:00.123	160.2	3

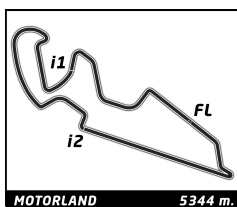


**Campeonato de España de GT-CET**  
**ROUND 3 - MOTORLAND**  
**Entrenamientos Clasificatorios 1**

**Sector Analysis**

■ Personal Best   ■ Session Best   B Crossing the pit lane

Lap	D	Time	Sector 1	Sector 2	Sector 3	T.Spd	Elapsed	Lap	D	Time	Sector 1	Sector 2	Sector 3	T.Spd	Elapsed
<b>1</b>	<b>BALBOR MOTORSPORT</b> RENAULT CLIO CUP IV 1. Jose Luis ALBORS (JF) TC4 2. Germán LÓPEZ							<b>15</b> UCAV RACING BMW M2 CS RACING 1. Asier GOROSTIZA(JF) TC1 2. Sacha HEBRARD							
1	1	3:01.736	57.898	1:10.892	52.946	155.4	3:01.736	1	1	3:25.673	1:06.866	1:12.719	1:06.088	101.1	3:25.673
2	1	2:29.089	39.424	1:04.778	<b>44.887</b>	206.5	5:30.825	2	1	2:40.898	50.514	1:08.439	41.945	205.3	6:06.571
3	1	2:27.937	38.375	<b>1:03.982</b>	45.580	205.7	7:58.762	3	1	2:11.491	34.581	57.509	<b>39.401</b>	251.7	8:18.062
4	1	2:28.230	38.310	1:04.726	45.194	210.1	10:26.992	4	1	2:42.855	43.039	1:06.235	53.581	138.5	11:00.917
5	1	2:29.445	38.389	1:05.896	45.160	206.1	12:56.437	5	1	2:33.672	37.430	1:08.423	47.819	99.3	13:34.589
6	1	<b>2:27.074</b>	<b>37.893</b>	1:04.075	45.106	206.9	15:23.511	6	1	<b>2:10.526</b>	<b>34.150</b>	<b>56.896</b>	39.480	252.3	15:45.115
<b>3</b>	<b>MDTE RACING</b> MINI COOPER 1. Luis CHILLIDA(JF) TC6							<b>20</b> BALBOR MOTORSPORT RENAULT CLIO CUP IV 1. Marcos GARCIA TC4							
1	1	3:26.036	1:09.122	1:18.290	58.624	139.5	3:26.036	1	1	2:59.962	54.697	1:12.767	52.498	145.7	2:59.962
2	1	2:37.388	42.239	1:07.439	47.710	198.2	6:03.424	2	1	<b>2:22.972</b>	<b>36.989</b>	<b>1:01.833</b>	<b>44.150</b>	211.4	5:22.934
3	1	<b>2:32.360</b>	<b>38.781</b>	<b>1:05.053</b>	48.526	190.5	8:35.784	3	1	2:57.886B	37.406	1:11.792	1:08.688	124.7	8:20.820
4	1	2:32.495	38.951	1:06.041	<b>47.503</b>	197.1	11:08.279	4	1	9:09.178B	6:03.789	1:32.868	1:32.521	78.7	17:29.998
5	1	3:07.286B	47.717	1:13.629	1:05.940	123.9	14:15.565								
<b>9</b>	<b>HISPANO ALEMAN RACING TEAM</b> BMW M2 CS RACING 1. Oscar APARICIO TC1 2. Álvaro BARBA							<b>21</b> HISPANO ALEMAN RACING TEAM MINI COOPER 1. Nahuel D. POZZUTO TC6 2. Marcos POZZUTO(Jr)							
1	1	3:19.556	1:19.112	1:10.473	49.971	152.8	3:19.556	1	1	3:40.306	1:22.100	1:14.242	1:03.964	117.8	3:40.306
2	1	2:33.024	41.624	1:06.008	45.392	164.1	5:52.580	2	1	2:35.179	39.868	1:06.736	48.575	189.1	6:15.485
3	1	2:16.873	36.219	59.775	<b>40.879</b>	254.7	8:09.453	3	1	2:51.604	40.268	1:19.065	52.271	153.8	9:07.089
4	1	2:15.803	36.073	58.830	40.900	259.6	10:25.256	4	1	2:34.181	40.000	1:06.215	47.966	192.2	11:41.270
5	1	<b>2:14.954</b>	<b>35.632</b>	<b>58.395</b>	40.927	252.3	12:40.210	5	1	2:45.960	40.260	1:13.306	52.394	142.7	14:27.230
6	1	2:26.498	39.355	1:05.684	41.459	253.5	15:06.708	6	1	<b>2:32.798</b>	<b>39.392</b>	<b>1:05.529</b>	<b>47.877</b>	189.1	17:00.028
<b>11</b>	<b>DRIVER'S ACADEMY</b> PEUGEOT 308 CUP 1. Alvaro RODRIGUEZ TC2 2. Roberto F. MORENO							<b>24</b> HISPANO ALEMAN RACING TEAM MINI COOPER 1. Francisco BRACO TC6 2. Catalin NICULAI							
1	1	2:56.501	56.615	<b>1:09.237</b>	<b>50.649</b>	157.2	2:56.501	1	1	3:39.114	1:33.871	1:13.124	52.119	163.4	3:39.114
2	1	2:13.373	34.806			226.9	5:09.874	2	1	2:35.643	40.536	1:07.068	<b>48.039</b>	195.3	6:14.757
3	1	2:12.606	34.374			227.4	7:22.480	3	1	2:33.774	<b>39.320</b>	1:06.305	48.149	190.8	8:48.531
4	1	<b>2:12.583</b>	<b>34.283</b>			227.4	9:35.063	4	1	2:41.469	40.131	1:08.775	52.563	161.4	11:30.000
5	1	2:40.648	35.518	1:12.778	52.352	155.4	12:15.711	5	1	<b>2:33.461</b>	39.343	<b>1:05.704</b>	48.414	191.5	14:03.461
6	1	2:20.550	34.483			220.4	14:36.261	6	1	3:13.770B	47.284	1:20.718	1:05.768	131.2	17:17.231
7	1	2:32.793B	34.640			170.3	17:09.054								
<b>12</b>	<b>HISPANO ALEMAN RACING TEAM</b> MINI COOPER 1. Carlos MEDINA TC6 2. Daniel DE LA PEÑA							<b>25</b> E2P BMW M2 CS RACING 1. Pablo CARREGAL TC1							
1	1	3:49.006	1:27.535	1:18.443	1:03.028	97.0	3:49.006	1	1	2:49.109	53.759	1:09.517	45.833	178.8	2:49.109
2	1	<b>2:35.361</b>	40.158	1:06.331	<b>48.872</b>	188.5	6:24.367	2	1	<b>2:11.094</b>	34.178	<b>57.937</b>	<b>38.979</b>	254.1	5:00.203
3	1	2:36.422	40.648	1:06.509	49.265	183.7	9:00.789	3	1	2:27.225B	<b>33.963</b>	1:01.299	51.963	206.1	7:27.428
<b>13</b>	<b>TEAM VRT</b> RENAULT CLIO CUP IV 1. Oscar VERGARA TC4							<b>41</b> DRIVER'S ACADEMY RENAULT CLIO CUP V 1. Carlos CORTÉS TC5							
1	1	3:09.761	1:09.932	1:11.402	48.427	182.7	3:09.761	1	1	3:04.758	59.983	1:12.833	51.942	166.9	3:04.758
2	1	2:26.822	38.923	1:03.618	44.281	208.9	5:36.583	2	1	2:37.297	41.817	1:08.093	47.387	201.5	5:42.055
3	1	2:24.680	37.082	1:02.540	45.058	210.1	8:01.263	3	1	2:32.686	39.472	1:06.455	46.759	203.0	8:14.741
4	1	2:25.274	37.230	1:03.800	<b>44.244</b>	210.5	10:26.537	4	1	2:30.487	39.048	1:05.113	46.326	204.2	10:45.228
5	1	<b>2:23.360</b>	<b>37.016</b>	<b>1:01.844</b>	44.500	208.5	12:49.897	5	1	<b>2:29.234</b>	<b>38.383</b>	<b>1:04.625</b>	<b>46.226</b>	203.4	13:14.462
6	1	2:36.028B	37.707	1:05.722	52.599	187.8	15:25.925	6	1	2:50.575B	39.012	1:14.955	56.608	186.5	16:05.037
<b>119</b>	<b>PROMOTION MOTORSPORT</b> BMW M4 GT4 1. JM SMÓRG GT4 2. Eric GENE							<b>119</b> PROMOTION MOTORSPORT BMW M4 GT4 1. JM SMÓRG GT4 2. Eric GENE							
1	1	3:07.929B	1:07.393	1:07.272	53.264	184.3	3:07.929	1	1	3:07.929B	1:07.393	1:07.272	53.264	184.3	3:07.929
2	1	3:30.113	1:48.960	1:00.500	40.653	220.9	6:38.042	2	1	3:30.113	1:48.960	1:00.500	40.653	220.9	6:38.042
3	1	2:10.038	34.239	<b>56.254</b>	39.545	249.4	8:48.080	3	1	2:10.038	34.239	<b>56.254</b>	39.545	249.4	8:48.080
4	1	2:10.998	34.368	57.296	<b>39.334</b>	248.8	10:59.078	4	1	2:10.998	34.368	57.296	<b>39.334</b>	248.8	10:59.078

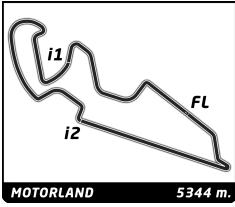


## Campeonato de España de GT-CET ROUND 3 - MOTORLAND Entrenamientos Clasificatorios 1

### Sector Analysis

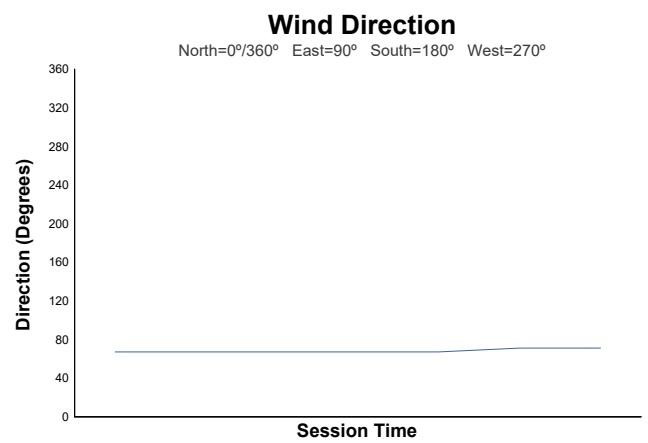
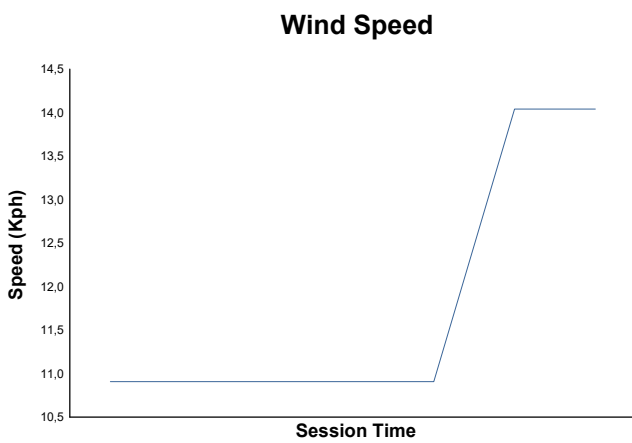
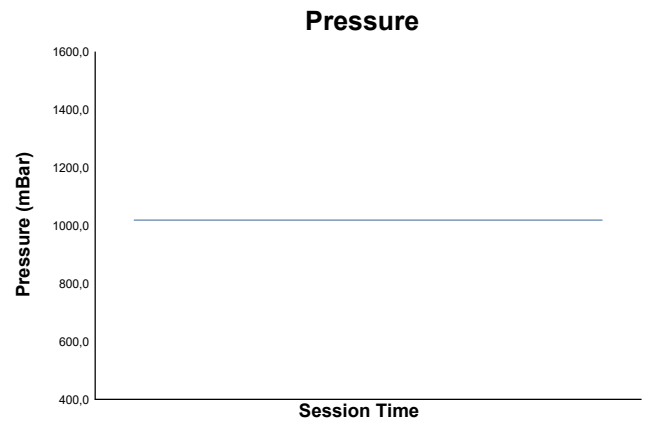
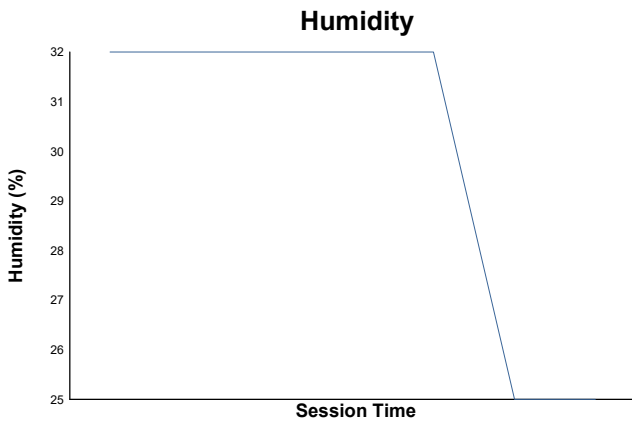
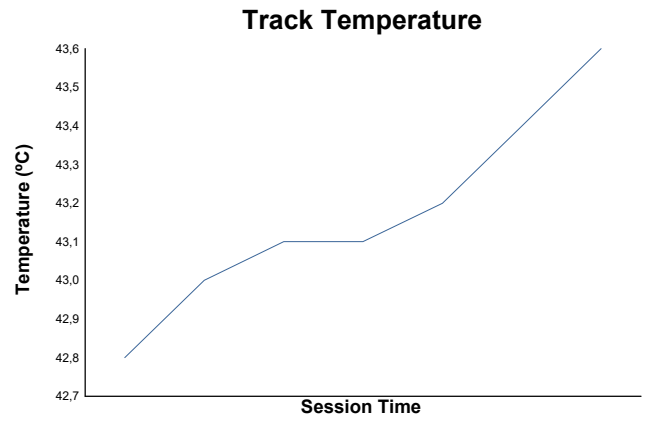
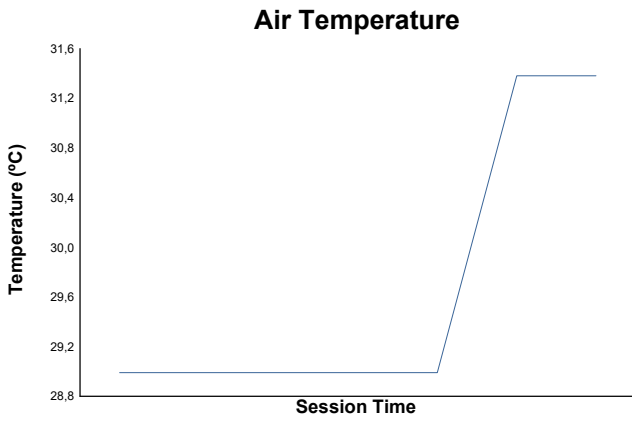
■ Personal Best    
 ■ Session Best    
 ■ Crossing the pit lane

Lap	D	Time	Sector 1	Sector 2	Sector 3	T.Spd	Elapsed	Lap	D	Time	Sector 1	Sector 2	Sector 3	T.Spd	Elapsed
<b>120</b> <b>VORTEX</b> <span style="float: right;">VORTEX</span> 1.Stéphane BARRET <span style="float: right;">GPX</span> 2.Stephane GERVAIS(Jf)															
1	1	3:05.500	1:04.393	1:13.234	47.873	201.9	3:05.500	1	1	3:15.417					3:15.417
2	1	2:21.277	38.565	1:02.915	39.797	257.8	5:26.777	2	1	2:24.546					5:39.963
3	1	2:13.061	35.437	58.797	38.827	257.8	7:39.838	3	1	2:20.396					8:00.359
4	1	2:11.560	34.535	58.504	38.521	260.2	9:51.398	4	1	2:20.698					10:21.057
5	1	2:12.982	34.868	59.035	39.079	259.0	12:04.380	5	1	2:18.323					12:39.380
6	1	2:21.745 <b>B</b>	34.587	59.079	48.079	258.4	14:26.125	6	1	2:23.563 <b>B</b>					15:02.943
<b>121</b> <b>VORTEX</b> <span style="float: right;">VORTEX 2.0</span> 1.Arnaud GOMEZ <span style="float: right;">GPX</span> 2.Pascal CHARLES															
1	1	2:20.285	43.088	1:00.071	37.126	259.6	2:20.285								
2	1	2:09.587	32.529	59.260	37.798	257.8	4:29.872								
3	1	2:03.441	32.893	53.707	36.841	260.2	6:33.313								
4	1	2:02.861	32.061	53.833	36.967	261.5	8:36.174								
5	1	2:00.483	31.613	52.388	36.482	264.1	10:36.657								
6	1	2:47.107 <b>B</b>	37.526	1:11.765	57.816	152.8	13:23.764								
<b>124</b> <b>GT CORSE RACING</b> <span style="float: right;">BMW M4 GT4 EVO</span> 1.Manuel BERTOLÍN <span style="float: right;">GT4</span>															
1	1	2:43.280	58.326	1:03.021	41.933	225.0	2:43.280								
2	1	2:07.765	33.458	55.359	38.948	246.6	4:51.045								
3	1	2:20.579	37.347	1:04.052	39.180	246.0	7:11.624								
4	1	2:07.058	33.203	55.344	38.511	247.7	9:18.682								
5	1	2:20.585	32.544	1:01.047	46.994	187.5	11:39.267								
6	1	2:42.904 <b>B</b>	42.067	1:10.769	50.068	224.5	14:22.171								
<b>125</b> <b>PCR SPORT</b> <span style="float: right;">PORSCHE 992 GT3 CUP</span> 1.Lorenzo MENDIETA(Jf) <span style="float: right;">GPX</span> 2.Jordi FUSET															
1	1	4:58.445	3:00.465	1:10.845	47.135	163.1	4:58.445								
2	1	2:05.767	33.120	55.727	36.920	262.1	7:04.212								
3	1	2:04.044	32.163	54.563	37.318	262.1	9:08.256								
4	1	2:04.802	32.939	54.819	37.044	262.8	11:13.058								
5	1	2:04.114	32.271	54.806	37.037	263.4	13:17.172								
6	1	2:39.230 <b>B</b>	39.377	1:06.891	52.962	201.5	15:56.402								
<b>129</b> <b>PCR SPORT</b> <span style="float: right;">MERCEDES AMG GT4</span> 1.Harriet ARRUIBARRENA <span style="float: right;">GT4</span> 2.Antonio Aristi															
1	1	4:49.043	2:50.294	1:11.841	46.908	195.3	4:49.043								
2	1	2:40.476	41.103	1:10.600	48.773	151.3	7:29.519								
3	1	2:07.757	33.076	55.570	39.111	246.6	9:37.276								
4	1	2:09.470	33.705	56.363	39.402	246.0	11:46.746								
5	1	2:55.328 <b>B</b>	40.807	1:14.740	59.781	172.8	14:42.074								
<b>138</b> <b>ESCUDERIA FARAON</b> <span style="float: right;">PORSCHE 992 GT3 CUP</span> 1.Pablo BRAS <span style="float: right;">GPX</span> 2.Agustin SANABRIA															
1	1	7:02.609	5:25.770	58.673	38.166	254.7	7:02.609								
2	1	2:13.335	32.494	53.808	47.033	155.6	9:15.944								
3	1	2:00.123	31.472	52.284	36.367	260.9	11:16.067								
4	1	2:12.676 <b>B</b>	31.234	53.213	48.229	262.8	13:28.743								
<b>140</b> <b>MONTEIROS COMPETICOES</b> <span style="float: right;">BMW M4 GT4</span> 1.Antonio J.N. DA ROCHA <span style="float: right;">GT4</span>															

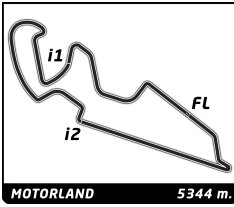


**ROUND 3 - MOTORLAND**  
Campeonato de España de GT-CET  
Entrenamientos Clasificatorios 1

**Weather Report**



Track Status: **DRY**



# Campeonato de España de GT-CET

## ROUND 3 - MOTORLAND

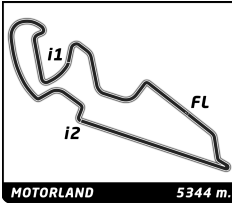
### Entrenamientos Clasificatorios 1

#### Provisional Classification

Hour	Flag	Message
11:30:05		CAR #140 CHECK TRANSPONDER
11:30:11		CAR #140 CHECK TRANSPONDER
11:34:25		CAR #129 TRACK LIMITS T10 ToD 11.34
11:38:55		CAR #119 TRACK LIMITS T10 ToD 11.37
11:39:14		CAR #21 TRACK LIMITS T7 ToD 11.37
11:40:22		BANDERA CUADROS
11:41:45		PIT LANE OPEN Q2 11.45 TBC

Published at: .....

<b>Race Director:</b> Maxi GUERRERO 	<b>Timekeeper:</b> Alberto ESTEBANEZ 
---	--



## Campeonato de España de GT-CET ROUND 3 - MOTORLAND

### Entrenamientos Clasificatorios 2

### Final Classification

No Drivers	Team	Car	Cl.	Time	Lap Total	Gap	Kph
1 121 A. GOMEZ / P. CHARLES	VORTEX	VORTEX 2.0	GPX	<b>1:59.864</b>	4 5	- -	160.5
2 125 L. MENDIETA(Jf) / J. FUSET	PCR SPORT	PORSCHE 992 GT3 CUP	GPX	<b>2:00.984</b>	3 5	+1.120 +1.120	159.0
3 138 P. BRAS / A. SANABRIA	ESCUADERIA FARAON	PORSCHE 992 GT3 CUP	GPX	<b>2:03.786</b>	4 5	+3.922 +2.802	155.4
4 119 J. SMÖRG / E. GENE	PROMOTION MOTORSPORT	BMW M4 GT4	GT4	<b>2:04.317</b>	3 4	+4.453 +0.531	154.8
5 124 M. BERTOLÍN	GT CORSE RACING	BMW M4 GT4 EVO	GT4	<b>2:06.556</b>	2 4	+6.692 +2.239	152.0
6 15 A. GOROSTIZA(Jf) / S. HEBRARD	UCAV RACING	BMW M2 CS RACING	TC1	<b>2:09.102</b>	2 3	+9.238 +2.546	149.0
7 180 J. LOPEZ(Jf) / A. RODRIGUEZ	PLEMAR SPORT	ALPINE A-110 CUP	GPR	<b>2:09.275</b>	5 6	+9.411 +0.173	148.8
8 25 P. CARREGAL	E2P	BMW M2 CS RACING	TC1	<b>2:10.178</b>	3 4	+10.314 +0.903	147.8
9 129 H. ARRUBARRENA / A. Aristi	PCR SPORT	MERCEDES AMG GT4	GT4	<b>2:11.187</b>	5 5	+11.323 +1.009	146.6
10 9 O. APARICIO / Á. BARBA	HISPANO ALEMAN RACING TEAM	BMW M2 CS RACING	TC1	<b>2:11.964</b>	2 6	+12.100 +0.777	145.8
11 120 S. BARRET / S. GERVAIS(Jf)	VORTEX	VORTEX	GPX	<b>2:14.330</b>	7 7	+14.466 +2.366	143.2
12 140 A. DA ROCHA	MONTEIROS COMPETICOES	BMW M4 GT4	GT4	<b>2:15.060</b>	4 5	+15.196 +0.730	142.4
13 11 A. RODRIGUEZ / R. MORENO	DRIVER'S ACADEMY	PEUGEOT 308 CUP	TC2	<b>2:16.189</b>	3 6	+16.325 +1.129	141.3
14 20 M. GARCIA	BALBOR MOTORSPORT	RENAUL CLIO CUP IV	TC4	<b>2:23.268</b>	5 5	+23.404 +7.079	134.3
15 1 J. ALBORS (Jf) / G. LÓPEZ	BALBOR MOTORSPORT	RENAULT CLIO CUP IV	TC4	<b>2:23.513</b>	2 3	+23.649 +0.245	134.1
16 13 O. VERGARA	TEAM VRT	RENAULT CLIO CUP IV	TC4	<b>2:24.246</b>	4 6	+24.382 +0.733	133.4
17 41 C. CORTÉS	DRIVER'S ACADEMY	RENAULT CLIO CUP V	TC5	<b>2:30.038</b>	2 4	+30.174 +5.792	128.2
18 3 L. CHILLIDA(Jf)	MDTE RACING	MINI COOPER	TC6	<b>2:32.119</b>	4 5	+32.255 +2.081	126.5
19 21 N. POZZUTO / M. POZZUTO(Jr)	HISPANO ALEMAN RACING TEAM	MINI COOPER	TC6	<b>2:32.726</b>	2 5	+32.862 +0.607	126.0
20 24 F. BRACO / C. NICULAI	HISPANO ALEMAN RACING TEAM	MINI COOPER	TC6	<b>2:33.091</b>	5 5	+33.227 +0.365	125.7
21 12 C. MEDINA / D. DE LA PEÑA	HISPANO ALEMAN RACING TEAM	MINI COOPER	TC6	<b>2:40.225</b>	2 5	+40.361 +7.134	120.1

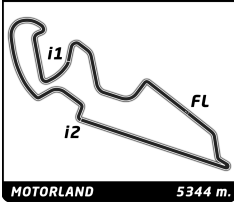
**Fastest Lap:** Lap 4 | Pascal CHARLES | **1:59.864** | 160.5 Kph

CAR #11 - CHECK TRANSPONDER POSITION  
CARS #9, #13, #41, #121, #139 & #138 - SOME LAPTIMES DELETED - TRACK LIMITS

Published at: .....

Track Status: **DRY**

<p><b>Stewards:</b> Josep CARTANYA                      Arturo HERNANDEZ                      Ana Paula FERREIRA</p>	<p><b>Timekeeper:</b> Alberto ESTÉBANEZ</p>
--	---



**Campeonato de España de GT-CET**  
**ROUND 3 - MOTORLAND**  
**Entrenamientos Clasificatorios 2**


**Final Classification by Class**

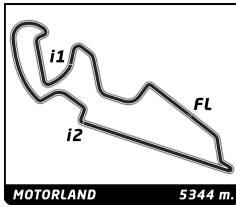
No Drivers	Team	Car	Time	Lap Total	Gap	Kph
<b>GPR</b>						
1 180 J. LOPEZ(Jf) / A. RODRIGUEZ	PLEMAR SPORT	ALPINE A-110 CUP	2:09.275	5 6		148.8
<b>GPX</b>						
1 121 A. GOMEZ / P. CHARLES	VORTEX	VORTEX 2.0	1:59.864	4 5		160.5
2 125 L. MENDIETA(Jf) / J. FUSET	PCR SPORT	PORSCHE 992 GT3 CUP	2:00.984	3 5	+1.120 +1.120	159.0
3 138 P. BRAS / A. SANABRIA	ESCUERIA FARAON	PORSCHE 992 GT3 CUP	2:03.786	4 5	+3.922 +2.802	155.4
4 120 S. BARRET / S. GERVAIS(Jf)	VORTEX	VORTEX	2:14.330	7 7	+14.466 +10.544	143.2
<b>GT4</b>						
1 119 J. SMÖRG / E. GENE	PROMOTION MOTORSPORT	BMW M4 GT4	2:04.317	3 4		154.8
2 124 M. BERTOLÍN	GT CORSE RACING	BMW M4 GT4 EVO	2:06.556	2 4	+2.239 +2.239	152.0
3 129 H. ARRUABARRENA / A. Aristi	PCR SPORT	MERCEDES AMG GT4	2:11.187	5 5	+6.870 +4.631	146.6
4 140 A. DA ROCHA	MONTEIROS COMPETICOES	BMW M4 GT4	2:15.060	4 5	+10.743 +3.873	142.4
<b>TC1</b>						
1 15 A. GOROSTIZA(JF) / S. HEBRARD	UCAV RACING	BMW M2 CS RACING	2:09.102	2 3		149.0
2 25 P. CARREGAL	E2P	BMW M2 CS RACING	2:10.178	3 4	+1.076 +1.076	147.8
3 9 O. APARICIO / Á. BARBA	HISPANO ALEMAN RACING TEAM	BMW M2 CS RACING	2:11.964	2 6	+2.862 +1.786	145.8
<b>TC2</b>						
1 11 A. RODRIGUEZ / R. MORENO	DRIVER'S ACADEMY	PEUGEOT 308 CUP	2:16.189	3 6		141.3
<b>TC4</b>						
1 20 M. GARCIA	BALBOR MOTORSPORT	RENAUL CLIO CUP IV	2:23.268	5 5		134.3
2 1 J. ALBORS (Jf) / G. LÓPEZ	BALBOR MOTORSPORT	RENAULT CLIO CUP IV	2:23.513	2 3	+0.245 +0.245	134.1
3 13 O. VERGARA	TEAM VRT	RENAULT CLIO CUP IV	2:24.246	4 6	+0.978 +0.733	133.4
<b>TC5</b>						
1 41 C. CORTÉS	DRIVER'S ACADEMY	RENAULT CLIO CUP V	2:30.038	2 4		128.2
<b>TC6</b>						
1 3 L. CHILLIDA(JF)	MDTE RACING	MINI COOPER	2:32.119	4 5		126.5
2 21 N. POZZUTO / M. POZZUTO(Jr)	HISPANO ALEMAN RACING TEAM	MINI COOPER	2:32.726	2 5	+0.607 +0.607	126.0
3 24 F. BRACO / C. NICULAI	HISPANO ALEMAN RACING TEAM	MINI COOPER	2:33.091	5 5	+0.972 +0.365	125.7
4 12 C. MEDINA / D. DE LA PEÑA	HISPANO ALEMAN RACING TEAM	MINI COOPER	2:40.225	2 5	+8.106 +7.134	120.1

CAR #11 - CHECK TRANSPONDER POSITION  
CARS #9, #13, #41, #121, #139 & #138 - SOME LAPTIMES DELETED - TRACK LIMITS

Published at: .....

Track Status: **DRY**

<b>Stewards:</b> Josep CARTANYA                      Arturo HERNANDEZ                      Ana Paula FERREIRA			<b>Timekeeper:</b> Alberto ESTÉBANEZ		
--	--	--	---	--	---



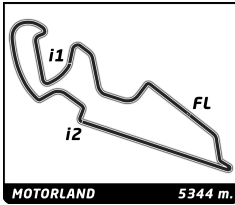
## Campeonato de España de GT-CET ROUND 3 - MOTORLAND Entrenamientos Clasificatorios 2

### Provisional Classification by Driver Fastest Lap

No	Team	Car	Class	Driver	Time Lap	Total	Gap	Kph	
1	121	VORTEX	VORTEX 2.0	GPX	Pascal CHARLES	1:59.864	4	5	160.5
2	125	PCR SPORT	PORSCHE 992 GT3 CUP	GPX	Jordi FUSET	2:00.984	3	5	1.120 1.120 159.0
3	138	ESCUDERIA FARAON	PORSCHE 992 GT3 CUP	GPX	Agustin SANABRIA	2:03.786	4	5	3.922 2.802 155.4
4	119	PROMOTION MOTORSPORT	BMW M4 GT4	GT4	Eric GENE	2:04.317	3	4	4.453 0.531 154.8
5	124	GT CORSE RACING	BMW M4 GT4 EVO	GT4	Manuel BERTOLÍN	2:06.556	2	4	6.692 2.239 152.0
6	15	UCAV RACING	BMW M2 CS RACING	TC1	Sacha HEBRARD	2:09.102	2	3	9.238 2.546 149.0
7	180	PLEMAR SPORT	ALPINE A-110 CUP	GPR	Alvaro RODRIGUEZ	2:09.275	5	6	9.411 0.173 148.8
8	25	E2P	BMW M2 CS RACING	TC1	Pablo CARREGAL	2:10.178	3	4	10.314 0.903 147.8
9	129	PCR SPORT	MERCEDES AMG GT4	GT4	Antonio Aristi	2:11.187	5	5	11.323 1.009 146.6
10	9	HISPANO ALEMAN RACING TEAM	BMW M2 CS RACING	TC1	Álvaro BARBA	2:11.964	2	6	12.100 0.777 145.8
11	120	VORTEX	VORTEX	GPX	Stephane GERVAIS(Jf)	2:14.330	7	7	14.466 2.366 143.2
12	140	MONTEIROS COMPETICOES	BMW M4 GT4	GT4	Antonio J.N. DA ROCHA	2:15.060	4	5	15.196 0.730 142.4
13	11	DRIVER'S ACADEMY	PEUGEOT 308 CUP	TC2	Roberto F. MORENO	2:16.189	3	6	16.325 1.129 141.3
14	20	BALBOR MOTORSPORT	RENAUL CLIO CUP IV	TC4	Marcos GARCIA	2:23.268	5	5	23.404 7.079 134.3
15	1	BALBOR MOTORSPORT	RENAULT CLIO CUP IV	TC4	Germán LÓPEZ	2:23.513	2	3	23.649 0.245 134.1
16	13	TEAM VRT	RENAULT CLIO CUP IV	TC4	Oscar VERGARA	2:24.246	4	6	24.382 0.733 133.4
17	41	DRIVER'S ACADEMY	RENAULT CLIO CUP V	TC5	Carlos CORTÉS	2:30.038	2	4	30.174 5.792 128.2
18	3	MDTE RACING	MINI COOPER	TC6	Luis CHILLIDA(JF)	2:32.119	4	5	32.255 2.081 126.5
19	21	HISPANO ALEMAN RACING TEAM	MINI COOPER	TC6	Marcos POZZUTO(Jr)	2:32.726	2	5	32.862 0.607 126.0
20	24	HISPANO ALEMAN RACING TEAM	MINI COOPER	TC6	Catalin NICULAI	2:33.091	5	5	33.227 0.365 125.7
21	12	HISPANO ALEMAN RACING TEAM	MINI COOPER	TC6	Daniel DE LA PEÑA	2:40.225	2	5	40.361 7.134 120.1
22	1	BALBOR MOTORSPORT	RENAULT CLIO CUP IV	TC4	Jose Luis ALBORS (Jf)				
23	9	HISPANO ALEMAN RACING TEAM	BMW M2 CS RACING	TC1	Oscar APARICIO				
24	11	DRIVER'S ACADEMY	PEUGEOT 308 CUP	TC2	Alvaro RODRIGUEZ				
25	12	HISPANO ALEMAN RACING TEAM	MINI COOPER	TC6	Carlos MEDINA				
26	15	UCAV RACING	BMW M2 CS RACING	TC1	Asier GOROSTIZA(JF)				
27	21	HISPANO ALEMAN RACING TEAM	MINI COOPER	TC6	Nahuel D. POZZUTO				
28	24	HISPANO ALEMAN RACING TEAM	MINI COOPER	TC6	Francisco BRACO				
29	119	PROMOTION MOTORSPORT	BMW M4 GT4	GT4	JM SMÖRG				
30	120	VORTEX	VORTEX	GPX	Stéphane BARRET				
31	121	VORTEX	VORTEX 2.0	GPX	Arnaud GOMEZ				
32	125	PCR SPORT	PORSCHE 992 GT3 CUP	GPX	Lorenzo MENDIETA(Jf)				
33	129	PCR SPORT	MERCEDES AMG GT4	GT4	Harriet ARRUBARRENA				
34	138	ESCUDERIA FARAON	PORSCHE 992 GT3 CUP	GPX	Pablo BRAS				
35	180	PLEMAR SPORT	ALPINE A-110 CUP	GPR	Jose Luis LOPEZ(Jf)				

Published at: .....

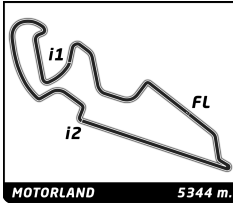
<b>Race Director:</b> Maxi GUERRERO  	<b>Timekeeper:</b> Alberto ESTÉBANEZ  
---	--



## Campeonato de España de GT-CET ROUND 3 - MOTORLAND Entrenamientos Clasificatorios 2

### Best Sector Times

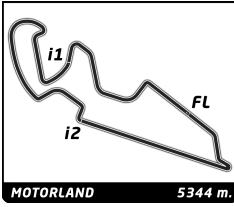
Sector 1		Sector 2		Sector 3		No Team	Class	Ideal Lap	Best Lap		
No Driver	Time	No Driver	Time	No Driver	Time						
1	121 P.CHARLES	31.089	121 P.CHARLES	52.340	125 J.FUSET	36.157	1	121 VORTEX	GPX	1:59.837	1:59.864 (1)
2	125 J.FUSET	31.581	125 J.FUSET	52.386	121 P.CHARLES	36.408	2	125 PCR SPORT	GPX	2:00.124	2:00.984 (2)
3	119 E.GENE	32.329	138 A.SANABRIA	54.068	138 A.SANABRIA	37.255	3	138 ESCUDERIA FARAON	GPX	2:03.786	2:03.786 (3)
4	138 A.SANABRIA	32.463	119 E.GENE	54.145	119 E.GENE	37.803	4	119 PROMOTION MOTORSPORT	GT4	2:04.277	2:04.317 (4)
5	124 M.BERTOLÍN	32.513	124 M.BERTOLÍN	54.957	124 M.BERTOLÍN	38.542	5	124 GT CORSE RACING	GT4	2:06.012	2:06.556 (5)
6	180 A.RODRIGUEZ	33.401	180 A.RODRIGUEZ	55.999	25 P.CARREGAL	38.544	6	15 UCAV RACING	TC1	2:09.102	2:09.102 (6)
7	15 S.HEBRARD	33.634	15 S.HEBRARD	56.819	9 Á.BARBA	38.561	7	180 PLEMAR SPORT	GPR	2:09.151	2:09.275 (7)
8	25 P.CARREGAL	33.914	25 P.CARREGAL	57.391	15 S.HEBRARD	38.649	8	25 E2P	TC1	2:09.849	2:10.178 (8)
9	129 A.Aristi	33.968	129 A.Aristi	57.393	120 S.GERVAIS(Jf)	39.232	9	9 HISPANO ALEMAN RACING TEAM	TC1	2:10.752	2:11.964 (10)
10	9 Á.BARBA	34.412	9 Á.BARBA	57.779	129 A.Aristi	39.729	10	129 PCR SPORT	GT4	2:11.090	2:11.187 (9)
11	120 S.GERVAIS(Jf)	34.689	140 A.DA ROCHA	59.139	180 A.RODRIGUEZ	39.751	11	120 VORTEX	GPX	2:13.128	2:14.330 (11)
12	11 R.MORENO	35.214	120 S.GERVAIS(Jf)	59.207	140 A.DA ROCHA	40.308	12	140 MONTEIROS COMPETICOES	GT4	2:15.060	2:15.060 (12)
13	140 A.DA ROCHA	35.613	11 R.MORENO	59.602	11 R.MORENO	41.206	13	11 DRIVER'S ACADEMY	TC2	2:16.022	2:16.189 (13)
14	20 M.GARCIA	36.939	1 G.LÓPEZ	1:01.802	20 M.GARCIA	44.011	14	1 BALBOR MOTORSPORT	TC4	2:23.121	2:23.513 (15)
15	1 G.LÓPEZ	37.048	13 O.VERGARA	1:02.115	1 G.LÓPEZ	44.271	15	20 BALBOR MOTORSPORT	TC4	2:23.268	2:23.268 (14)
16	13 O.VERGARA	37.107	20 M.GARCIA	1:02.318	13 O.VERGARA	44.539	16	13 TEAM VRT	TC4	2:23.761	2:24.246 (16)
17	41 C.CORTÉS	38.775	3 L.CHILLIDA(JF)	1:04.924	41 C.CORTÉS	45.830	17	41 DRIVER'S ACADEMY	TC5	2:30.038	2:30.038 (17)
18	21 M.POZZUTO(Jr)	39.303	24 C.NICULAI	1:05.335	21 M.POZZUTO(Jr)	47.451	18	3 MDTE RACING	TC6	2:31.922	2:32.119 (18)
19	24 C.NICULAI	39.366	21 M.POZZUTO(Jr)	1:05.408	3 L.CHILLIDA(JF)	47.529	19	21 HISPANO ALEMAN RACING TEAM	TC6	2:32.162	2:32.726 (19)
20	3 L.CHILLIDA(JF)	39.469	41 C.CORTÉS	1:05.433	24 C.NICULAI	47.755	20	24 HISPANO ALEMAN RACING TEAM	TC6	2:32.456	2:33.091 (20)
21	12 D.DE LA PEÑA	41.994	12 D.DE LA PEÑA	1:08.976	12 D.DE LA PEÑA	49.255	21	12 HISPANO ALEMAN RACING TEAM	TC6	2:40.225	2:40.225 (21)



**Campeonato de España de GT-CET**  
**ROUND 3 - MOTORLAND**  
Entrenamientos Clasificatorios 2

**Best Top Speed**

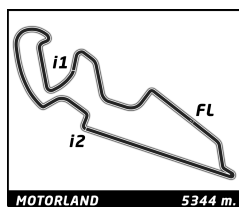
Team	Car	Class	Top Speed	Top 1 Kph Lap	Top 2 Kph Lap	Top 3 Kph Lap	Top 4 Kph Lap	Top 5 Kph Lap	Avg
125 PCR SPORT	PORSCHE 992 GT3 CUP	GPX	<b>J. FUSET</b>	<b>264.1</b>	2 264.1	4 263.4	3 259.6	1 177.9	5 245,8
121 VORTEX	VORTEX 2.0	GPX	<b>P. CHARLES</b>	<b>262.8</b>	4 261.5	2 259.6	1 226.4	3 175.6	5 237,2
138 ESCUDERIA FARAON	PORSCHE 992 GT3 CUP	GPX	<b>A. SANABRIA</b>	<b>261.5</b>	4 260.9	2 260.2	3 259.6	1 198.5	5 248,1
120 VORTEX	VORTEX	GPX	<b>S. GERVAIS(Jf)</b>	<b>259.0</b>	4 257.8	3 257.8	7 257.1	2 257.1	6 257,8
9 HISPANO ALEMAN RACING TEAM	BMW M2 CS RACING	TC1	<b>Á. BARBA</b>	<b>257.8</b>	3 255.9	6 255.3	2 253.5	4 252.9	1 255,1
25 E2P	BMW M2 CS RACING	TC1	<b>P. CARREGAL</b>	<b>256.5</b>	3 254.7	2 197.1	4 172.5	1	220,2
119 PROMOTION MOTORSPORT	BMW M4 GT4	GT4	<b>E. GENE</b>	<b>255.9</b>	3 251.7	2 235.3	1 230.8	4	243,4
15 UCAV RACING	BMW M2 CS RACING	TC1	<b>S. HEBRARD</b>	<b>252.9</b>	2 225.5	1 130.4	3		202,9
124 GT CORSE RACING	BMW M4 GT4 EVO	GT4	<b>M. BERTOLÍN</b>	<b>248.8</b>	2 248.8	3 234.3	1 189.5	4	230,4
140 MONTEIROS COMPETICOES	BMW M4 GT4	GT4	<b>A. DA ROCHA</b>	<b>248.8</b>	2 248.8	3 247.7	4 201.1	1 153.2	5 219,9
129 PCR SPORT	MERCEDES AMG GT4	GT4	<b>A. Aristi</b>	<b>246.6</b>	3 244.3	2 244.3	5 242.7	4 240.0	1 243,6
180 PLEMAR SPORT	ALPINE A-110 CUP	GPR	<b>A. RODRIGUEZ</b>	<b>236.8</b>	2 236.8	5 236.3	6 170.6	1 166.7	3 209,4
11 DRIVER'S ACADEMY	PEUGEOT 308 CUP	TC2	<b>R. MORENO</b>	<b>230.8</b>	3 230.3	2 230.3	4 227.4	5 227.4	6 229,2
20 BALBOR MOTORSPORT	RENAUL CLIO CUP IV	TC4	<b>M. GARCIA</b>	<b>213.9</b>	2 210.5	5 210.1	3 191.5	4 143.2	1 193,8
1 BALBOR MOTORSPORT	RENAULT CLIO CUP IV	TC4	<b>G. LÓPEZ</b>	<b>208.5</b>	2 154.1	3 148.8	1		170,5
13 TEAM VRT	RENAULT CLIO CUP IV	TC4	<b>O. VERGARA</b>	<b>206.9</b>	2 206.5	6 205.7	4 205.3	5 203.8	3 205,6
41 DRIVER'S ACADEMY	RENAULT CLIO CUP V	TC5	<b>C. CORTÉS</b>	<b>203.4</b>	2 202.6	1 202.6	3 148.6	4	189,3
3 MDTE RACING	MINI COOPER	TC6	<b>L. CHILLIDA(JF)</b>	<b>197.8</b>	4 197.4	1 163.6	2 163.4	3 94.1	5 163,3
24 HISPANO ALEMAN RACING TEAM	MINI COOPER	TC6	<b>C. NICULAI</b>	<b>195.3</b>	2 193.5	5 192.9	4 187.2	1 140.6	3 181,9
21 HISPANO ALEMAN RACING TEAM	MINI COOPER	TC6	<b>M. POZZUTO(Jr)</b>	<b>190.1</b>	2 190.1	5 170.6	4 135.5	1 134.2	3 164,1
12 HISPANO ALEMAN RACING TEAM	MINI COOPER	TC6	<b>D. DE LA PEÑA</b>	<b>186.9</b>	2 182.1	1 181.5	5 170.9	3 170.3	4 178,3



**Campeonato de España de GT-CET**  
**ROUND 3 - MOTORLAND**  
**Entrenamientos Clasificatorios 2**

**Fastest Lap Sequence**

Elapsed	No Team	Car	Class	Driver	Time	Kph	Lap
4:19.951	121 VORTEX	VORTEX 2.0	GPX	Pascal CHARLES	2:00.788	159.3	2
8:50.223	121 VORTEX	VORTEX 2.0	GPX	Pascal CHARLES	1:59.864	160.5	4



## Campeonato de España de GT-CET

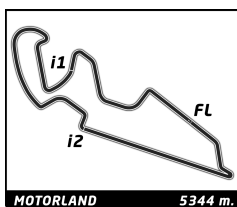
### ROUND 3 - MOTORLAND

#### Entrenamientos Clasificatorios 2

### Sector Analysis

■ Personal Best    
 ■ Session Best    
 ■ Crossing the pit lane

Lap	D	Time	Sector 1	Sector 2	Sector 3	T.Spd	Elapsed	Lap	D	Time	Sector 1	Sector 2	Sector 3	T.Spd	Elapsed
<b>1</b> <b>BALBOR MOTORSPORT</b> RENAULT CLIO CUP IV 1. Jose Luis ALBORS (Jf) TC4 2. Germán LÓPEZ								<b>20</b> <b>BALBOR MOTORSPORT</b> RENAULT CLIO CUP IV 1. Marcos GARCIA TC4							
1	2	5:56.645	3:36.208	1:20.141	1:00.296	148.8	5:56.645	1	1	5:57.795	3:38.678	1:18.574	1:00.543	143.2	5:57.795
2	2	<b>2:23.513</b>	37.440	<b>1:01.802</b>	<b>44.271</b>	208.5	8:20.158	2	1	2:23.723	36.950	1:02.680	44.093	213.9	8:21.518
3	2	3:15.571 <b>B</b>	<b>37.048</b>	1:34.094	1:04.429	154.1	11:35.729	3	1	2:25.090	37.296	1:02.903	44.891	210.1	10:46.608
<b>3</b> <b>MDTE RACING</b> MINI COOPER 1. Luis CHILLIDA(Jf) TC6								<b>21</b> <b>HISPANO ALEMÁN RACING TEAM</b> MINI COOPER 1. Nahuel D. POZZUTO TC6 2. Marcos POZZUTO(Jr)							
1	1	3:29.260	1:32.952	1:07.737	48.571	197.4	3:29.260	1	2	3:51.948	1:44.182	1:12.388	55.378	135.5	3:51.948
2	1	2:36.282	39.635	1:07.652	48.995	163.6	6:05.542	2	2	<b>2:32.726</b>	<b>39.303</b>	<b>1:05.408</b>	48.015	190.1	6:24.674
3	1	2:39.166	<b>39.469</b>	1:08.236	51.461	163.4	8:44.708	3	2	3:12.899	50.876	1:26.997	55.026	134.2	9:37.573
4	1	<b>2:32.119</b>	39.666	<b>1:04.924</b>	<b>47.529</b>	197.8	11:16.827	4	2	2:44.825	40.894	1:13.135	50.796	170.6	12:22.398
5	1	3:12.616 <b>B</b>	43.813	1:15.092	1:13.711	94.1	14:29.443	5	2	2:33.717	39.863	1:06.403	<b>47.451</b>	190.1	14:56.115
<b>9</b> <b>HISPANO ALEMÁN RACING TEAM</b> BMW M2 CS RACING 1. Oscar APARICIO TC1 2. Álvaro BARBA								<b>24</b> <b>HISPANO ALEMÁN RACING TEAM</b> MINI COOPER 1. Francisco BRACO TC6 2. Catalin NICULAI							
1	2	3:03.010	1:25.984	<b>57.779</b>	39.247	252.9	3:03.010	1	2	3:39.148	1:33.034	1:14.763	51.351	187.2	3:39.148
2	2	<b>2:11.964</b>	<b>34.412</b>	58.755	38.797	255.3	5:14.974	2	2	2:33.633	39.499	1:06.239	47.895	195.3	6:12.781
3	2	2:15.681	37.439	59.681	<b>38.561</b>	257.8	7:30.655	3	2	2:52.363	39.650	1:15.501	57.212	140.6	9:05.144
4	2	2:11.083	34.355	57.703	39.025	253.5	9:41.738	4	2	2:33.178	<b>39.366</b>	1:06.057	<b>47.755</b>	192.9	11:38.322
5	2	2:13.740	35.629	58.985	39.126	252.3	11:55.478	5	2	<b>2:33.091</b>	39.963	<b>1:05.335</b>	47.793	193.5	14:11.413
6	2	2:19.238 <b>B</b>	34.777	58.088	46.373	255.9	14:14.716								
<b>11</b> <b>DRIVER'S ACADEMY</b> PEUGEOT 308 CUP 1. Alvaro RODRIGUEZ TC2 2. Roberto F. MORENO								<b>25</b> <b>E2P</b> BMW M2 CS RACING 1. Pablo CARREGAL TC1							
1	2	2:52.014	1:03.382	1:04.511	44.121	196.7	2:52.014	1	1	2:50.384	56.535	1:09.966	43.883	172.5	2:50.384
2	2	2:17.989	36.242			230.3	5:10.003	2	1	2:10.352	33.960	<b>57.391</b>	39.001	254.7	5:00.736
3	2	<b>2:16.189</b>	35.317	59.666	<b>41.206</b>	230.8	7:26.192	3	1	<b>2:10.178</b>	<b>33.914</b>	57.720	<b>38.544</b>	256.5	7:10.914
4	2	2:16.879	<b>35.214</b>	<b>59.602</b>	42.063	230.3	9:43.071	4	1	2:32.050 <b>B</b>	36.839	1:03.133	52.078	197.1	9:42.964
5	2	2:28.457	41.211			227.4	12:11.528								
6	2	2:16.448	35.613			227.4	14:27.976								
<b>12</b> <b>HISPANO ALEMÁN RACING TEAM</b> MINI COOPER 1. Carlos MEDINA TC6 2. Daniel DE LA PEÑA								<b>41</b> <b>DRIVER'S ACADEMY</b> RENAULT CLIO CUP V 1. Carlos CORTÉS TC5							
1	2	3:44.276	1:36.350	1:15.579	52.347	182.1	3:44.276	1	1	3:08.388	1:16.366	1:05.584	46.438	202.6	3:08.388
2	2	<b>2:40.225</b>	<b>41.994</b>	<b>1:08.976</b>	<b>49.255</b>	186.9	6:24.501	2	1	<b>2:30.038</b>	<b>38.775</b>	<b>1:05.433</b>	<b>45.830</b>	203.4	5:38.426
3	2	2:49.756	44.413	1:12.438	52.905	170.9	9:14.257	3	1	2:29.876	38.589	1:05.197	46.090	202.6	8:08.302
4	2	2:47.604	42.820	1:14.891	49.893	170.3	12:01.861	4	1	2:54.504 <b>B</b>	39.270	1:11.777	1:03.457	148.6	11:02.806
5	2	2:41.444	42.118	1:09.562	49.764	181.5	14:43.305								
<b>13</b> <b>TEAM VRT</b> RENAULT CLIO CUP IV 1. Oscar VERGARA TC4								<b>119</b> <b>PROMOTION MOTORSPORT</b> BMW M4 GT4 1. JM SMÖRG GT4 2. Eric GENE							
1	1	3:07.406	1:06.051	1:13.407	47.948	185.9	3:07.406	1	2	2:44.632	51.255	1:11.592	41.785	235.3	2:44.632
2	1	2:24.971	37.788	1:02.644	<b>44.539</b>	206.9	5:32.377	2	2	2:05.805	32.953	<b>54.145</b>	38.707	251.7	4:50.437
3	1	2:25.529	37.577	1:02.411	45.541	203.8	7:57.906	3	2	<b>2:04.317</b>	<b>32.329</b>	54.185	<b>37.803</b>	255.9	6:54.754
4	1	<b>2:24.246</b>	37.379	<b>1:02.115</b>	44.752	205.7	10:22.152	4	2	2:30.072 <b>B</b>	34.082	1:08.128	47.862	230.8	9:24.826
5	1	2:24.320	<b>37.107</b>	1:02.343	44.870	205.3	12:46.472								
6	1	2:24.097	37.431	1:02.300	44.366	206.5	15:10.569								
<b>15</b> <b>UCAV RACING</b> BMW M2 CS RACING 1. Asier GOROSTIZA(Jf) TC1 2. Sacha HEBRARD								<b>120</b> <b>VORTEX</b> VORTEX 1. Stéphane BARRET GPX 2. Stéphane GERVAIS(Jf)							
1	2	4:44.976	2:57.369	1:05.388	42.219	225.5	4:44.976	1	2	2:49.455	54.208	1:10.965	44.282	251.7	2:49.455
2	2	<b>2:09.102</b>	<b>33.634</b>	<b>56.819</b>	<b>38.649</b>	252.9	6:54.078	2	2	2:18.432	37.446	1:01.122	39.864	257.1	5:07.887
3	2	2:37.480 <b>B</b>	37.842	1:04.111	55.527	130.4	9:31.558	3	2	2:16.552	35.885	1:00.861	39.806	257.8	7:24.439
								4	2	2:15.546	35.923	1:00.025	39.598	259.0	9:39.985
								5	2	2:17.453	36.097	1:01.323	40.033	252.3	11:57.438
								6	2	2:14.334	35.569	<b>59.207</b>	39.558	257.1	14:11.772
								7	2	<b>2:14.330</b>	<b>34.689</b>	1:00.409	<b>39.232</b>	257.8	16:26.102

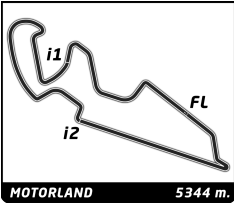


## Campeonato de España de GT-CET ROUND 3 - MOTORLAND Entrenamientos Clasificatorios 2

### Sector Analysis


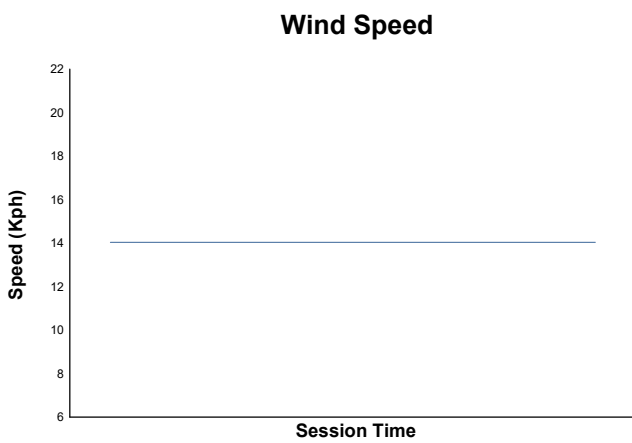
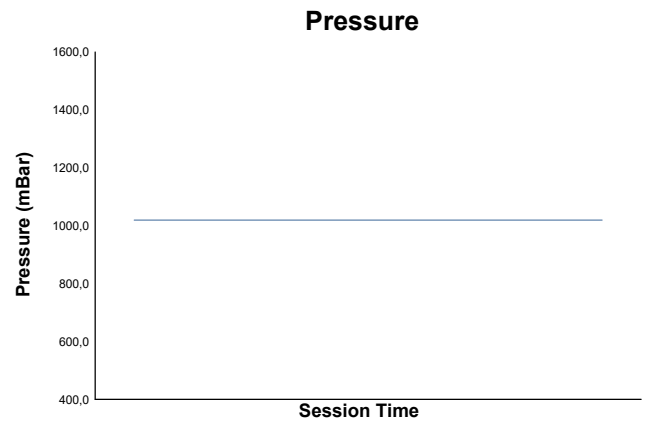
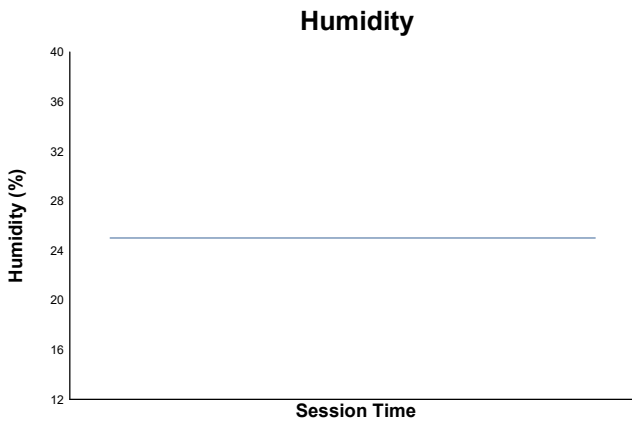
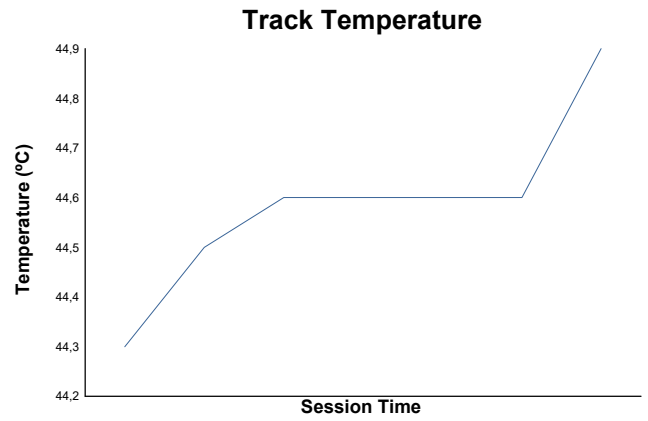
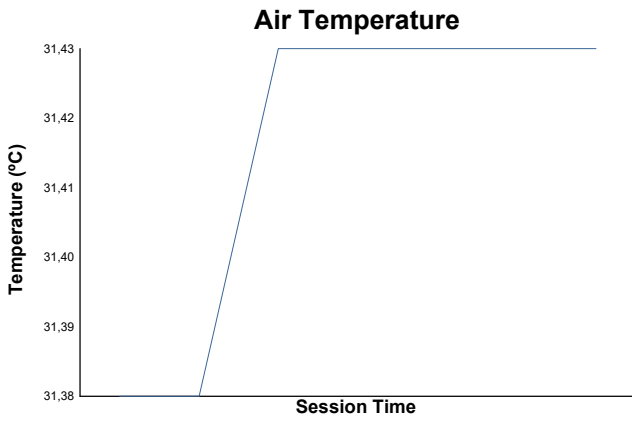
■ Personal Best    
 ■ Session Best    
 B Crossing the pit lane

Lap	D	Time	Sector 1	Sector 2	Sector 3	T.Spd	Elapsed	Lap	D	Time	Sector 1	Sector 2	Sector 3	T.Spd	Elapsed
<b>121</b>		<b>VORTEX</b>					VORTEX 2.0								
		1.Arnaud GOMEZ					GPX								
		2.Pascal CHARLES													
1	2	2:19.163	46.584	55.120	37.459	259.6	2:19.163								
2	2	2:00.788	31.548	52.340	36.900	261.5	4:19.951								
3	2	2:30.408	31.930	1:02.875	55.603	226.4	6:50.359								
4	2	1:59.864	31.089	52.367	36.408	262.8	8:50.223								
5	2	2:30.514	B 32.521	1:03.144	54.849	175.6	11:20.737								
<b>124</b>		<b>GT CORSE RACING</b>					BMW M4 GT4 EVO								
		1.Manuel BERTOLÍN					GT4								
1	1	2:45.400	51.884	1:11.633	41.883	234.3	2:45.400								
2	1	2:06.556	32.904	55.110	38.542	248.8	4:51.956								
3	1	2:06.581	32.921	54.957	38.703	248.8	6:58.537								
4	1	2:30.825	B 32.513	1:03.524	54.788	189.5	9:29.362								
<b>125</b>		<b>PCR SPORT</b>					PORSCHE 992 GT3 CUP								
		1.Lorenzo MENDIETA(Jf)					GPX								
		2.Jordi FUSET													
1	2	2:22.948	51.273	54.620	37.055	259.6	2:22.948								
2	2	2:01.305	32.285	52.741	36.279	264.1	4:24.253								
3	2	2:00.984	31.870	52.386	36.728	263.4	6:25.237								
4	2	2:01.385	31.581	53.647	36.157	264.1	8:26.622								
5	2	2:28.813	B 31.876	1:04.897	52.040	177.9	10:55.435								
<b>129</b>		<b>PCR SPORT</b>					MERCEDES AMG GT4								
		1.Harriet ARRUIBARRENA					GT4								
		2.Antonio Aristi													
1	2	4:50.739	2:59.345	1:07.929	43.465	240.0	4:50.739								
2	2	2:19.290	38.554	1:00.744	39.992	244.3	7:10.029								
3	2	2:11.627	33.968	57.393	40.266	246.6	9:21.656								
4	2	2:31.354	37.486	1:13.629	40.239	242.7	11:53.010								
5	2	2:11.187	33.991	57.467	39.729	244.3	14:04.197								
<b>138</b>		<b>ESCUDERIA FARAON</b>					PORSCHE 992 GT3 CUP								
		1.Pablo BRAS					GPX								
		2.Agustin SANABRIA													
1	2	2:25.204	53.137	54.736	37.331	259.6	2:25.204								
2	2	2:03.589	31.993	54.369	37.227	260.9	4:28.793								
3	2	2:04.105	32.597	54.252	37.256	260.2	6:32.898								
4	2	2:03.786	32.463	54.068	37.255	261.5	8:36.684								
5	2	2:41.121	B 40.708	1:04.915	55.498	198.5	11:17.805								
<b>140</b>		<b>MONTEIROS COMPETICOES</b>					BMW M4 GT4								
		1.Antonio J.N. DA ROCHA					GT4								
1	1	3:00.509	1:01.164	1:10.109	49.236	201.1	3:00.509								
2	1	2:20.582	36.873	1:02.357	41.352	248.8	5:21.091								
3	1	2:17.925	36.573	1:00.449	40.903	248.8	7:39.016								
4	1	2:15.060	35.613	59.139	40.308	247.7	9:54.076								
5	1	3:02.938	B 40.941	1:13.398	1:08.599	153.2	12:57.014								
<b>180</b>		<b>PLEMAR SPORT</b>					ALPINE A-110 CUP								
		1.Jose Luis LOPEZ(Jf)					GPR								
		2.Alvaro RODRIGUEZ													
1	2	4:07.906	2:23.404	58.508	45.994	170.6	4:07.906								
2	2	2:10.217	33.719	56.349	40.149	236.8	6:18.123								
3	2	2:23.006	33.957	59.831	49.218	166.7	8:41.129								
4	2	2:28.877	33.469	1:04.225	51.183	142.1	11:10.006								
5	2	2:09.275	33.401	55.999	39.875	236.8	13:19.281								
6	2	2:09.324	33.471	56.102	39.751	236.3	15:28.605								

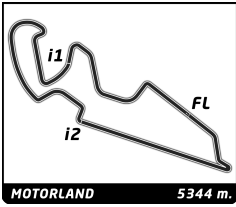


**ROUND 3 - MOTORLAND**  
Campeonato de España de GT-CET  
Entrenamientos Clasificatorios 2

**Weather Report**



Track Status: **DRY**



**Campeonato de España de GT-CET**

**ROUND 3 - MOTORLAND**

**Entrenamientos Clasificatorios 2**

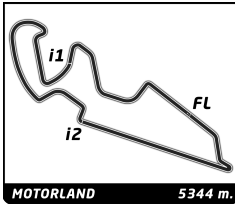
**Provisional Classification**

Hour	Flag	Message
11:45:54		PIT LANE OPEN Q2 11.46.30 CONFIRMED
11:46:31		PIT LANE OPEN
11:50:57		CAR #138 TRACK LIMITS T10 ToD 11.50
11:52:05		CAR #121 TRACK LIMITS T58 ToD 11.51
11:52:14		CAR #121 TRACK LIMITS T8 ToD 11.51
11:52:21		CAR #121 TRACK LIMITS T5 ToD 11.51
11:53:57		CAR #41 TRACK LIMITS T5 ToD 11.53
11:54:12		CAR #13 TRACK LIMITS T5 ToD 11.53
11:55:27		CAR #9 TRACK LIMITS T5 ToD 11.54
11:55:49		CAR #9 TRACK LIMITS T7 ToD 11.55
11:57:13		CAR #129 TRACK LIMITS T7 ToD 11.56
12:00:48		CAR #13 TRACK LIMITS T5 ToD 12.00
12:01:40		TODOS LOS COCHES DEBEN DIRIJIRSE AL PARC FERME DEL CIRCUITO
12:03:07		TODOS LOS COCHES DEBEN DIRIGIRSE AL PARC FERME DEL CIRCUITO

Published at: .....

<p><b>Race Director:</b> Maxi GUERRERO</p>		<p><b>Timekeeper:</b> Alberto ESTEBANEZ</p>	
--	--	---	--





## Campeonato de España de GT-CET

### ROUND 3 - MOTORLAND

#### Carrera 1 (48 Minutes +1 Lap)

### Final Classification

No Drivers	Team	Car	Cl.	Laps	Total Time	Gap	Kph	Best Lap			
								Lap	Time		
1	138 P. BRAS/A. SANABRIA	ESCUADERIA FARAON	PORSCHE 992 GT3 CUP	GPX	24	<b>51:32.764</b>	-	149.3	3	<b>2:01.549</b>	158.3
2	125 L. MENDIETA(Jf)/J. FUSET	PCR SPORT	PORSCHE 992 GT3 CUP	GPX	24	<b>51:40.801</b>	+8.037	148.9	3	<b>2:01.421</b>	158.4
3	121 A. GOMEZ/P. CHARLES	VORTEX	VORTEX 2.0	GPX	24	<b>51:46.551</b>	+13.787	148.6	18	<b>2:00.718</b>	159.4
4	124 M. BERTOLÍN	GT CORSE RACING	BMW M4 GT4 EVO	GT4	24	<b>53:30.143</b>	+1:57.379	143.8	4	<b>2:07.431</b>	151.0
5	120 S. BARRET/S. GERVAIS(Jf)	VORTEX	VORTEX	GPX	22	<b>52:15.482</b>	2 Laps	135.0	10	<b>2:13.591</b>	144.0
6	180 J. LOPEZ(Jf)/A. RODRIGUEZ	PLEMAR SPORT	ALPINE A-110 CUP	GPR	22	<b>52:17.301</b>	2 Laps	134.9	14	<b>2:11.331</b>	146.5
7	11 A. RODRIGUEZ/R. MORENO	DRIVER'S ACADEMY	PEUGEOT 308 CUP	TC2	22	<b>52:17.801</b>	2 Laps	134.9	5	<b>2:14.710</b>	142.8
8	119 J. SMÖRG/E. GENE	PROMOTION MOTORSPORT	BMW M4 GT4	GT4	22	<b>52:23.671</b>	2 Laps	134.6	16	<b>2:05.841</b>	152.9
9	129 H. ARRUBARRENA/A. Aristi	PCR SPORT	MERCEDES AMG GT4	GT4	22	<b>52:46.510</b>	2 Laps	133.7	9	<b>2:10.172</b>	147.8
10	15 A. GOROSTIZA(JF)/S. HEBRARD	UCAV RACING	BMW M2 CS RACING	TC1	21	<b>52:43.510</b>	3 Laps	127.7	3	<b>2:12.717</b>	145.0
11	13 O. VERGARA	TEAM VRT	RENAULT CLIO CUP IV	TC4	21	<b>52:49.579</b>	3 Laps	127.5	5	<b>2:24.612</b>	133.0
12	20 M. GARCIA	BALBOR MOTORSPORT	RENAUL CLIO CUP IV	TC4	21	<b>52:57.659</b>	3 Laps	127.1	7	<b>2:24.450</b>	133.2
13	41 C. CORTÉS	DRIVER'S ACADEMY	RENAULT CLIO CUP V	TC5	20	<b>53:20.779</b>	4 Laps	120.2	7	<b>2:31.596</b>	126.9
14	3 L. CHILLIDA(JF)	MDTE RACING	MINI COOPER	TC6	20	<b>53:42.528</b>	4 Laps	119.4	9	<b>2:32.999</b>	125.7
15	9 O. APARICIO/Á. BARBA	HISPANO ALEMAN RACING TEAM	BMW M2 CS RACING	TC1	19	<b>45:25.106</b>	5 Laps	134.1	14	<b>2:12.383</b>	145.3
16	24 F. BRACO/C. NICULAI	HISPANO ALEMAN RACING TEAM	MINI COOPER	TC6	19	<b>51:43.535</b>	5 Laps	117.8	19	<b>2:36.749</b>	122.7
17	21 N. POZZUTO/M. POZZUTO(Jr)	HISPANO ALEMAN RACING TEAM	MINI COOPER	TC6	19	<b>51:58.498</b>	5 Laps	117.2	18	<b>2:37.071</b>	122.5
18	12 C. MEDINA/D. DE LA PEÑA	HISPANO ALEMAN RACING TEAM	MINI COOPER	TC6	19	<b>54:15.475</b>	5 Laps	112.3	3	<b>2:41.301</b>	119.3
19	25 P. CARREGAL	E2P	BMW M2 CS RACING	TC1	18	<b>53:33.463</b>	6 Laps	107.8	5	<b>2:13.953</b>	143.6

**Not classified**

1	J. ALBORS (Jf)/G. LÓPEZ	BALBOR MOTORSPORT	RENAULT CLIO CUP IV	TC4	12	<b>30:06.887</b>			4	<b>2:28.056</b>	129.9
140	A. DA ROCHA	MONTEIROS COMPETICOES	BMW M4 GT4	GT4	2	<b>5:21.016</b>					

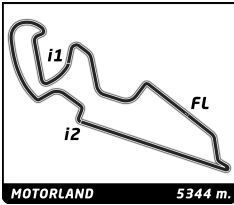
<b>Pole Position:</b>	Pablo BRAS	<b>2:00.123</b>	160.2 Kph
<b>Fastest Lap:</b>	Lap 18	Arnaud GOMEZ	<b>2:00.718</b>

CAR #11 - CHECK TRANSPONDER POSITION  
 CAR #13 - TIME PENALTY OF 1 SECONDS - TRACK LIMITS

Published at: .....

Track Status: **DRY**

<p><b>Stewards:</b>          Josep CARTANYA                      Arturo HERNANDEZ                      Ana Paula FERREIRA</p>	<p><b>Timekeeper:</b>          Alberto ESTÉBANEZ</p>
---	--



## Campeonato de España de GT-CET

### ROUND 3 - MOTORLAND

#### Carrera 1 (48 Minutes +1 Lap)

### Final Classification by Class

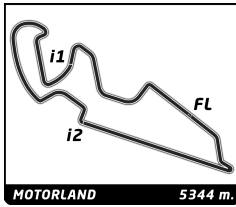
No Drivers	Team	Car	Laps	Total Time	Gap	Kph	Best Lap		
							Lap	Time	Kph
<b>GPR</b>									
1 180 J. LOPEZ(Jf) / A. RODRIGUEZ	PLEMAR SPORT	ALPINE A-110 CUP	22	<b>52:17.301</b>		134.9	14	<b>2:11.331</b>	146.5
<b>GPX</b>									
1 138 P. BRAS / A. SANABRIA	ESCUADERIA FARAON	PORSCHE 992 GT3 CUP	24	<b>51:32.764</b>		149.3	3	<b>2:01.549</b>	158.3
2 125 L. MENDIETA(Jf) / J. FUSET	PCR SPORT	PORSCHE 992 GT3 CUP	24	<b>51:40.801</b>	+8.037	148.9	3	<b>2:01.421</b>	158.4
3 121 A. GOMEZ / P. CHARLES	VORTEX	VORTEX 2.0	24	<b>51:46.551</b>	+13.787	148.6	18	<b>2:00.718</b>	159.4
4 120 S. BARRET / S. GERVAIS(Jf)	VORTEX	VORTEX	22	<b>52:15.482</b>	2 Laps	135.0	10	<b>2:13.591</b>	144.0
<b>GT4</b>									
1 124 M. BERTOLÍN	GT CORSE RACING	BMW M4 GT4 EVO	24	<b>53:30.143</b>		143.8	4	<b>2:07.431</b>	151.0
2 119 J. SMÖRG / E. GENE	PROMOTION MOTORSPORT	BMW M4 GT4	22	<b>52:23.671</b>	2 Laps	134.6	16	<b>2:05.841</b>	152.9
3 129 H. ARRUIBARRENA / A. Aristi	PCR SPORT	MERCEDES AMG GT4	22	<b>52:46.510</b>	2 Laps	133.7	9	<b>2:10.172</b>	147.8
<b>Not classified</b>									
140 A. DA ROCHA	MONTEIROS COMPETICOES	BMW M4 GT4	2	<b>5:21.016</b>					
<b>TC1</b>									
1 15 A. GOROSTIZA(JF) / S. HEBRARD	UCAV RACING	BMW M2 CS RACING	21	<b>52:43.510</b>		127.7	3	<b>2:12.717</b>	145.0
2 9 O. APARICIO / Á. BARBA	HISPANO ALEMAN RACING TEAM	BMW M2 CS RACING	19	<b>45:25.106</b>	2 Laps	134.1	14	<b>2:12.383</b>	145.3
3 25 P. CARREGAL	E2P	BMW M2 CS RACING	18	<b>53:33.463</b>	3 Laps	107.8	5	<b>2:13.953</b>	143.6
<b>TC2</b>									
1 11 A. RODRIGUEZ / R. MORENO	DRIVER'S ACADEMY	PEUGEOT 308 CUP	22	<b>52:17.801</b>		134.9	5	<b>2:14.710</b>	142.8
<b>TC4</b>									
1 13 O. VERGARA	TEAM VRT	RENAULT CLIO CUP IV	21	<b>52:49.579</b>		127.5	5	<b>2:24.612</b>	133.0
2 20 M. GARCIA	BALBOR MOTORSPORT	RENAUL CLIO CUP IV	21	<b>52:57.659</b>	+8.080	127.1	7	<b>2:24.450</b>	133.2
<b>Not classified</b>									
1 J. ALBORS (Jf) / G. LÓPEZ	BALBOR MOTORSPORT	RENAULT CLIO CUP IV	12	<b>30:06.887</b>			4	<b>2:28.056</b>	129.9
<b>TC5</b>									
1 41 C. CORTÉS	DRIVER'S ACADEMY	RENAULT CLIO CUP V	20	<b>53:20.779</b>		120.2	7	<b>2:31.596</b>	126.9
<b>TC6</b>									
1 3 L. CHILLIDA(JF)	MDTE RACING	MINI COOPER	20	<b>53:42.528</b>		119.4	9	<b>2:32.999</b>	125.7
2 24 F. BRACO / C. NICULAI	HISPANO ALEMAN RACING TEAM	MINI COOPER	19	<b>51:43.535</b>	1 Lap	117.8	19	<b>2:36.749</b>	122.7
3 21 N. POZZUTO / M. POZZUTO(Jr)	HISPANO ALEMAN RACING TEAM	MINI COOPER	19	<b>51:58.498</b>	1 Lap	117.2	18	<b>2:37.071</b>	122.5
4 12 C. MEDINA / D. DE LA PEÑA	HISPANO ALEMAN RACING TEAM	MINI COOPER	19	<b>54:15.475</b>	1 Lap	112.3	3	<b>2:41.301</b>	119.3

CAR #11 - CHECK TRANSPONDER POSITION  
 CAR #13 - TIME PENALTY OF 1 SECONDS - TRACK LIMITS

Published at: .....

Track Status: **DRY**

<b>Stewards:</b> Josep CARTANYA                      Arturo HERNANDEZ                      Ana Paula FERREIRA	<b>Timekeeper:</b> Alberto ESTÉBANEZ 
--	---



## Campeonato de España de GT-CET

### ROUND 3 - MOTORLAND

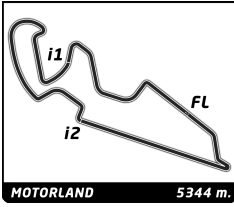
#### Carrera 1

### Provisional Classification by Driver Fastest Lap

No	Team	Car	Class	Driver	Time Lap	Total	Gap	Kph	
1	121	VORTEX	VORTEX 2.0	GPX	<b>Arnaud GOMEZ</b>	2:00.718	8	14	159.4
2	125	PCR SPORT	PORSCHE 992 GT3 CUP	GPX	<b>Jordi FUSET</b>	2:01.421	3	13	0.703 0.703 158.4
3	138	ESCUADERIA FARAON	PORSCHE 992 GT3 CUP	GPX	<b>Pablo BRAS</b>	2:01.549	3	14	0.831 0.128 158.3
4	121	VORTEX	VORTEX 2.0	GPX	<b>Pascal CHARLES</b>	2:02.080	7	10	1.362 0.531 157.6
5	138	ESCUADERIA FARAON	PORSCHE 992 GT3 CUP	GPX	<b>Agustin SANABRIA</b>	2:03.807	4	10	3.089 1.727 155.4
6	125	PCR SPORT	PORSCHE 992 GT3 CUP	GPX	<b>Lorenzo MENDIETA(Jf)</b>	2:04.607	5	11	3.889 0.800 154.4
7	119	PROMOTION MOTORSPORT	BMW M4 GT4	GT4	<b>Eric GENE</b>	2:05.841	6	12	5.123 1.234 152.9
8	124	GT CORSE RACING	BMW M4 GT4 EVO	GT4	<b>Manuel BERTOLÍN</b>	2:07.431	4	24	6.713 1.590 151.0
9	129	PCR SPORT	MERCEDES AMG GT4	GT4	<b>Harriet ARRUBARRENA</b>	2:10.172	9	13	9.454 2.741 147.8
10	119	PROMOTION MOTORSPORT	BMW M4 GT4	GT4	<b>JM SMÖRG</b>	2:10.848	4	10	10.130 0.676 147.0
11	180	PLEMAR SPORT	ALPINE A-110 CUP	GPR	<b>Alvaro RODRIGUEZ</b>	2:11.331	4	12	10.613 0.483 146.5
12	9	HISPANO ALEMAN RACING TEAM	BMW M2 CS RACING	TC1	<b>Álvaro BARBA</b>	2:12.383	5	10	11.665 1.052 145.3
13	15	UCAV RACING	BMW M2 CS RACING	TC1	<b>Sacha HEBRARD</b>	2:12.717	3	11	11.999 0.334 145.0
14	129	PCR SPORT	MERCEDES AMG GT4	GT4	<b>Antonio Aristi</b>	2:12.861	2	9	12.143 0.144 144.8
15	120	VORTEX	VORTEX	GPX	<b>Stéphane BARRET</b>	2:13.591	10	11	12.873 0.730 144.0
16	25	E2P	BMW M2 CS RACING	TC1	<b>Pablo CARREGAL</b>	2:13.953	5	18	13.235 0.362 143.6
17	11	DRIVER'S ACADEMY	PEUGEOT 308 CUP	TC2	<b>Alvaro RODRIGUEZ</b>	2:14.710	5	10	13.992 0.757 142.8
18	11	DRIVER'S ACADEMY	PEUGEOT 308 CUP	TC2	<b>Roberto F. MORENO</b>	2:17.380	11	12	16.662 2.670 140.0
19	15	UCAV RACING	BMW M2 CS RACING	TC1	<b>Asier GOROSTIZA(Jf)</b>	2:17.480	2	10	16.762 0.100 139.9
20	120	VORTEX	VORTEX	GPX	<b>Stephane GERVAIS(Jf)</b>	2:17.601	7	11	16.883 0.121 139.8
21	9	HISPANO ALEMAN RACING TEAM	BMW M2 CS RACING	TC1	<b>Oscar APARICIO</b>	2:17.821	6	9	17.103 0.220 139.6
22	180	PLEMAR SPORT	ALPINE A-110 CUP	GPR	<b>Jose Luis LOPEZ(Jf)</b>	2:22.480	3	10	21.762 4.659 135.0
23	20	BALBOR MOTORSPORT	RENAUL CLIO CUP IV	TC4	<b>Marcos GARCIA</b>	2:24.450	7	21	23.732 1.970 133.2
24	13	TEAM VRT	RENAULT CLIO CUP IV	TC4	<b>Oscar VERGARA</b>	2:24.612	5	21	23.894 0.162 133.0
25	1	BALBOR MOTORSPORT	RENAULT CLIO CUP IV	TC4	<b>Jose Luis ALBORS (Jf)</b>	2:28.056	4	12	27.338 3.444 129.9
26	41	DRIVER'S ACADEMY	RENAULT CLIO CUP V	TC5	<b>Carlos CORTÉS</b>	2:31.596	7	20	30.878 3.540 126.9
27	3	MDTE RACING	MINI COOPER	TC6	<b>Luis CHILLIDA(Jf)</b>	2:32.999	9	20	32.281 1.403 125.7
28	24	HISPANO ALEMAN RACING TEAM	MINI COOPER	TC6	<b>Catalin NICULAI</b>	2:36.749	11	11	36.031 3.750 122.7
29	21	HISPANO ALEMAN RACING TEAM	MINI COOPER	TC6	<b>Marcos POZZUTO(Jr)</b>	2:37.071	9	10	36.353 0.322 122.5
30	24	HISPANO ALEMAN RACING TEAM	MINI COOPER	TC6	<b>Francisco BRACO</b>	2:37.241	2	8	36.523 0.170 122.3
31	21	HISPANO ALEMAN RACING TEAM	MINI COOPER	TC6	<b>Nahuel D. POZZUTO</b>	2:38.130	6	9	37.412 0.889 121.7
32	12	HISPANO ALEMAN RACING TEAM	MINI COOPER	TC6	<b>Carlos MEDINA</b>	2:41.301	3	8	40.583 3.171 119.3
33	12	HISPANO ALEMAN RACING TEAM	MINI COOPER	TC6	<b>Daniel DE LA PEÑA</b>	2:46.789	11	11	46.071 5.488 115.3
34	140	MONTEIROS COMPETICOES	BMW M4 GT4	GT4	<b>Antonio J.N. DA ROCHA</b>			2	
35	1	BALBOR MOTORSPORT	RENAULT CLIO CUP IV	TC4	<b>Germán LÓPEZ</b>				

Published at: .....

<b>Race Director:</b> Maxi GUERRERO 	<b>Timekeeper:</b> Alberto ESTÉBANEZ 
--	---

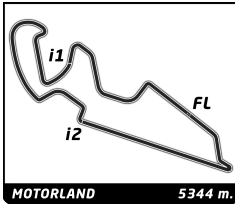


**Campeonato de España de GT-CET**  
**ROUND 3 - MOTORLAND**

**Carrera 1**

**Lap Chart**

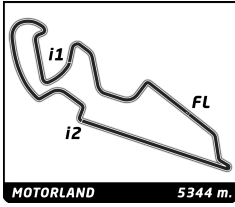
		Lap																								
No	Pos	Grid	1	2	3	4	5	6	7	8	9	10	11	12	13	14	15	16	17	18	19	20	21	22	23	24
138	<b>1</b>	138	138	138	138	138	138	138	138	138	138	138	138	138	138	138	138	138	138	138	138	138	138	138	138	138
121	<b>2</b>	121	125	125	125	125	125	125	125	125	125	125	125	125	125	125	125	125	125	125	125	125	125	125	125	125
125	<b>3</b>	125	124	124	121	121	121	121	121	121	121	121	129	129	129	121	121	121	121	121	121	121	121	121	121	121
124	<b>4</b>	124	129	121	124	124	124	124	124	124	124	124	121	121	121	124	124	124	124	124	124	124	124	124	124	124
129	<b>5</b>	129	119	129	129	129	129	129	129	129	129	129	120	124	124	129	129	129	129	120	120	120	120	120	120	120
119	<b>6</b>	119	25	119	119	119	119	119	119	119	119	119	124	119	119	119	11	11	11	9	11	11	11	11	180	
15	<b>7</b>	15	121	11	11	11	11	11	11	11	11	11	119	11	11	11	120	120	120	11	9	180	180	11		
25	<b>8</b>	25	11	9	120	120	120	120	120	120	120	120	11	120	120	120	9	9	9	129	129	119	119	119		
120	<b>9</b>	120	9	120	9	9	9	9	9	9	9	180	20	9	9	9	180	180	119	180	180	129	129	129		
11	<b>10</b>	11	120	25	13	180	180	180	180	180	180	20	15	1	180	180	119	119	180	119	119	15	15			
9	<b>11</b>	9	13	13	180	13	13	13	13	13	20	15	9	180	15	15	15	15	15	15	15	13	13			
140	<b>12</b>	140	20	20	20	20	20	20	20	20	13	1	1	15	13	13	13	13	13	13	13	20	20			
180	<b>13</b>	180	140	180	1	1	1	1	1	1	15	9	180	13	20	20	20	20	20	20	20	20	41			
20	<b>14</b>	20	180	1	3	3	3	15	15	15	1	13	13	20	41	41	41	41	41	41	41	41	3			
13	<b>15</b>	13	1	3	41	41	41	41	41	41	3	3	3	41	3	3	3	3	3	3	3	3	3			
1	<b>16</b>	1	3	140	24	24	15	3	3	3	41	41	41	3	24	24	24	24	24	24	24					
41	<b>17</b>	41	24	41	12	21	24	24	24	24	21	24	24	24	21	21	21	21	21	21	21	21				
3	<b>18</b>	3	12	24	21	12	21	21	21	21	24	21	21	21	12	12	12	12	12	12	12					
21	<b>19</b>	21	21	12	25	15	12	12	12	12	12	12	12	12	25	25	25	25	25	25						
24	<b>20</b>	24	41	21	15	25	25	25	25	25	25	25	25	25												
12	<b>21</b>	12	15	15																						



## Campeonato de España de GT-CET ROUND 3 - MOTORLAND Carrera 1

### Best Sector Times

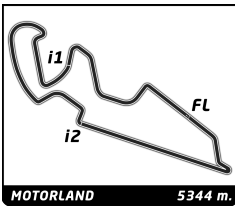
Sector 1		Sector 2		Sector 3		No Team	Class	Ideal Lap	Best Lap
No Driver	Time	No Driver	Time	No Driver	Time				
1 121 A.GOMEZ	31.118	121 A.GOMEZ	52.522	125 J.FUSET	36.266	1 121 VORTEX	GPX	2:00.541	2:00.718 (1)
2 138 P.BRAS	31.504	125 J.FUSET	53.272	138 P.BRAS	36.469	2 125 PCR SPORT	GPX	2:01.103	2:01.421 (2)
3 125 J.FUSET	31.565	138 P.BRAS	53.330	121 A.GOMEZ	36.901	3 138 ESCUDERIA FARAON	GPX	2:01.303	2:01.549 (3)
4 119 E.GENE	32.701	119 E.GENE	55.024	119 E.GENE	38.061	4 119 PROMOTION MOTORSPORT	GT4	2:05.786	2:05.841 (4)
5 124 M.BERTOLÍN	32.759	124 M.BERTOLÍN	55.750	124 M.BERTOLÍN	38.731	5 124 GT CORSE RACING	GT4	2:07.240	2:07.431 (5)
6 129 H.ARRUABARRENA	33.647	129 H.ARRUABARRENA	56.563	120 S.BARRET	38.998	6 129 PCR SPORT	GT4	2:09.440	2:10.172 (6)
7 180 A.RODRIGUEZ	33.886	180 A.RODRIGUEZ	57.171	129 H.ARRUABARRENA	39.230	7 180 PLEMAR SPORT	GPR	2:11.321	2:11.331 (7)
8 15 S.HEBRARD	34.478	9 Á.BARBA	57.626	15 S.HEBRARD	39.378	8 15 UCAV RACING	TC1	2:11.970	2:12.717 (9)
9 120 S.BARRET	34.528	15 S.HEBRARD	58.114	9 Á.BARBA	39.521	9 9 HISPANO ALEMAN RACING TEAM	TC1	2:12.140	2:12.383 (8)
10 25 P.CARREGAL	34.572	11 A.RODRIGUEZ	58.381	25 P.CARREGAL	39.698	10 120 VORTEX	GPX	2:12.628	2:13.591 (10)
11 11 A.RODRIGUEZ	34.943	25 P.CARREGAL	58.547	180 A.RODRIGUEZ	40.264	11 25 E2P	TC1	2:12.817	2:13.953 (11)
12 9 Á.BARBA	34.993	120 S.BARRET	59.102	11 A.RODRIGUEZ	41.143	12 11 DRIVER'S ACADEMY	TC2	2:14.467	2:14.710 (12)
13 13 O.VERGARA	37.217	13 O.VERGARA	1:02.261	20 M.GARCIA	44.069	13 13 TEAM VRT	TC4	2:23.992	2:24.612 (14)
14 20 M.GARCIA	37.427	20 M.GARCIA	1:02.521	13 O.VERGARA	44.514	14 20 BALBOR MOTORSPORT	TC4	2:24.017	2:24.450 (13)
15 1 J.ALBORS (Jf)	38.017	140 A.DA ROCHA	1:02.609	1 J.ALBORS (Jf)	44.984	15 1 BALBOR MOTORSPORT	TC4	2:26.766	2:28.056 (15)
16 41 C.CORTÉS	39.109	1 J.ALBORS (Jf)	1:03.765	41 C.CORTÉS	46.144	16 41 DRIVER'S ACADEMY	TC5	2:31.295	2:31.596 (16)
17 3 L.CHILLIDA(JF)	39.402	3 L.CHILLIDA(JF)	1:05.661	3 L.CHILLIDA(JF)	47.836	17 140 MONTEIROS COMPETICOES	GT4	2:32.172	
18 140 A.DA ROCHA	40.661	41 C.CORTÉS	1:06.042	24 F.BRACO	48.503	18 3 MDTE RACING	TC6	2:32.899	2:32.999 (17)
19 24 F.BRACO	40.706	24 C.NICULAI	1:06.773	21 M.POZZUTO(Jr)	48.615	19 24 HISPANO ALEMAN RACING TEAM	TC6	2:35.982	2:36.749 (18)
20 21 M.POZZUTO(Jr)	41.086	21 M.POZZUTO(Jr)	1:07.275	140 A.DA ROCHA	48.902	20 21 HISPANO ALEMAN RACING TEAM	TC6	2:36.976	2:37.071 (19)
21 12 C.MEDINA	41.777	12 C.MEDINA	1:08.175	12 C.MEDINA	50.123	21 12 HISPANO ALEMAN RACING TEAM	TC6	2:40.075	2:41.301 (20)



**Campeonato de España de GT-CET**  
**ROUND 3 - MOTORLAND**  
**Carrera 1**

**Best Top Speed**

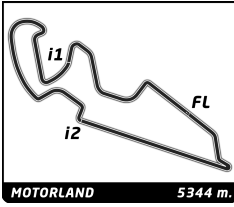
Team	Car	Class	Top Speed	Top 1 Kph Lap	Top 2 Kph Lap	Top 3 Kph Lap	Top 4 Kph Lap	Top 5 Kph Lap	Avg					
125 PCR SPORT	PORSCHE 992 GT3 CUP	GPX	L. MENDIETA(Jf)	264.1	18	263.4	1	262.8	3	262.8	2	261.5	12	262,9
121 VORTEX	VORTEX 2.0	GPX	A. GOMEZ	261.5	17	259.6	15	258.4	13	258.4	12	258.4	1	259,3
138 ESCUDERIA FARAON	PORSCHE 992 GT3 CUP	GPX	P. BRAS	260.2	11	259.0	15	259.0	6	258.4	9	258.4	10	259,0
120 VORTEX	VORTEX	GPX	S. BARRET	255.9	10	255.9	9	254.7	2	254.7	5	254.7	8	255,2
9 HISPANO ALEMAN RACING TEAM	BMW M2 CS RACING	TC1	Á. BARBA	254.1	17	251.2	14	250.6	1	248.8	2	246.6	6	250,3
25 E2P	BMW M2 CS RACING	TC1	P. CARREGAL	251.7	7	250.0	4	248.3	1	246.0	9	244.9	5	248,2
119 PROMOTION MOTORSPORT	BMW M4 GT4	GT4	E. GENE	251.2	16	251.2	12	251.2	2	250.6	11	250.6	10	251,0
15 UCAV RACING	BMW M2 CS RACING	TC1	S. HEBRARD	248.8	7	248.3	13	248.3	12	248.3	2	247.1	3	248,2
124 GT CORSE RACING	BMW M4 GT4 EVO	GT4	M. BERTOLÍN	247.7	12	246.6	11	246.6	7	246.6	5	246.0	4	246,7
129 PCR SPORT	MERCEDES AMG GT4	GT4	H. ARRUABARRENA	247.1	11	247.1	10	245.5	9	244.9	6	244.9	8	245,9
180 PLEMAR SPORT	ALPINE A-110 CUP	GPR	A. RODRIGUEZ	233.8	22	233.3	13	233.3	3	232.8	14	232.8	9	233,2
11 DRIVER'S ACADEMY	PEUGEOT 308 CUP	TC2	A. RODRIGUEZ	228.8	8	225.5	16	225.5	10	225.0	14	224.1	6	225,8
20 BALBOR MOTORSPORT	RENAUL CLIO CUP IV	TC4	M. GARCIA	210.5	9	210.5	4	209.7	8	209.7	5	208.5	3	209,8
140 MONTEIROS COMPETICOES	BMW M4 GT4	GT4	A. DA ROCHA	210.1	1	178.5	2							194,3
13 TEAM VRT	RENAULT CLIO CUP IV	TC4	O. VERGARA	206.5	1	205.7	8	205.7	5	204.9	4	204.5	6	205,5
1 BALBOR MOTORSPORT	RENAULT CLIO CUP IV	TC4	J. ALBORS (Jf)	202.6	2	202.2	4	201.9	5	201.1	3	201.1	1	201,8
41 DRIVER'S ACADEMY	RENAULT CLIO CUP V	TC5	C. CORTÉS	201.5	6	200.4	9	200.4	4	199.6	1	199.6	8	200,3
3 MDTE RACING	MINI COOPER	TC6	L. CHILLIDA(JF)	197.8	14	196.0	9	193.5	11	193.5	8	193.2	1	194,8
24 HISPANO ALEMAN RACING TEAM	MINI COOPER	TC6	C. NICULAI	188.2	9	187.8	14	187.8	13	187.5	2	186.9	10	187,6
21 HISPANO ALEMAN RACING TEAM	MINI COOPER	TC6	N. POZZUTO	184.3	9	183.4	12	182.7	1	182.4	16	182.4	3	183,0
12 HISPANO ALEMAN RACING TEAM	MINI COOPER	TC6	C. MEDINA	179.4	3	178.2	4	177.3	8	175.9	11	175.6	15	177,3



**Campeonato de España de GT-CET**  
**ROUND 3 - MOTORLAND**  
**Carrera 1**

**Leader Sequence by Class**

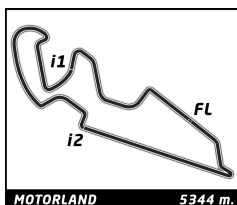
No	Team	Car	Start Lap	End Lap	Laps	Total Laps
<b>GPR</b>						
180	PLEMAR SPORT	ALPINE A-110 CUP	1	22	22	22
<b>GPX</b>						
138	ESCUADERIA FARAON	PORSCHE 992 GT3 CUP	1	24	24	24
<b>GT4</b>						
124	GT CORSE RACING	BMW M4 GT4 EVO	1	10	10	10
129	PCR SPORT	MERCEDES AMG GT4	11	13	3	3
124	GT CORSE RACING	BMW M4 GT4 EVO	14	24	11	21
<b>TC1</b>						
25	E2P	BMW M2 CS RACING	1	1	1	1
9	HISPANO ALEMAN RACING TEAM	BMW M2 CS RACING	2	9	8	8
15	UCAV RACING	BMW M2 CS RACING	10	11	2	2
9	HISPANO ALEMAN RACING TEAM	BMW M2 CS RACING	12	19	8	16
15	UCAV RACING	BMW M2 CS RACING	20	21	2	4
<b>TC2</b>						
11	DRIVER'S ACADEMY	PEUGEOT 308 CUP	1	22	22	22
<b>TC4</b>						
13	TEAM VRT	RENAULT CLIO CUP IV	1	8	8	8
20	BALBOR MOTORSPORT	RENAULT CLIO CUP IV	9	11	3	3
1	BALBOR MOTORSPORT	RENAULT CLIO CUP IV	12	12	1	1
13	TEAM VRT	RENAULT CLIO CUP IV	13	21	9	17
<b>TC5</b>						
41	DRIVER'S ACADEMY	RENAULT CLIO CUP V	1	20	20	20
<b>TC6</b>						
3	MDTE RACING	MINI COOPER	1	20	20	20



**Campeonato de España de GT-CET**  
**ROUND 3 - MOTORLAND**  
**Carrera 1**

**Fastest Lap Sequence**

Elapsed	No Team	Car	Class	Driver	Time	Kph	Lap
4:08.902	138 ESCUDERIA FARAON	PORSCHE 992 GT3 CUP	GPX	<b>Pablo BRAS</b>	<b>2:01.984</b>	157.7	2
4:09.175	125 PCR SPORT	PORSCHE 992 GT3 CUP	GPX	<b>Jordi FUSET</b>	<b>2:01.765</b>	158.0	2
6:10.451	138 ESCUDERIA FARAON	PORSCHE 992 GT3 CUP	GPX	<b>Pablo BRAS</b>	<b>2:01.549</b>	158.3	3
6:10.596	125 PCR SPORT	PORSCHE 992 GT3 CUP	GPX	<b>Jordi FUSET</b>	<b>2:01.421</b>	158.4	3
27:04.279	121 VORTEX	VORTEX 2.0	GPX	<b>Arnaud GOMEZ</b>	<b>2:00.911</b>	159.1	2
29:05.122	121 VORTEX	VORTEX 2.0	GPX	<b>Arnaud GOMEZ</b>	<b>2:00.843</b>	159.2	3
39:21.758	121 VORTEX	VORTEX 2.0	GPX	<b>Arnaud GOMEZ</b>	<b>2:00.718</b>	159.4	8

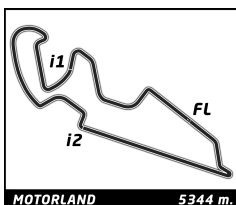


## Campeonato de España de GT-CET ROUND 3 - MOTORLAND Carrera 1

### Analysis by lap

Lapped

No	Lap Time	Gap	No	Lap Time	Gap	No	Lap Time	Gap	No	Lap Time	Gap	No	Lap Time	Gap
<b>Lap 1</b>														
138	2:06.918	0.000	9	2:20.408	1:02.209	129	2:10.534	52.783	180	2:22.571	1 Lap	13	3:57.871	2 Laps
125	2:07.410	0.492	13	2:25.651	1:15.845	119	2:11.675	55.824	124	2:09.718	56.719	3	2:35.041	2 Laps
124	2:14.187	7.269	180	2:22.480	1:16.628	15	2:14.386	1 Lap	13	2:24.931	1 Lap	12	4:22.716	3 Laps
129	2:16.802	9.884	20	2:25.233	1:17.317	24	2:37.464	1 Lap	25	10:53.282	5 Laps	129	2:10.305	1:39.963
119	2:17.624	10.706	1	2:28.091	1:25.493	21	2:38.351	1 Lap	20	2:25.092	1 Lap	<b>Lap 13</b>		
25	2:19.518	12.600	3	2:34.893	1:44.746	12	2:42.271	1 Lap	129	2:10.172	1:16.946	138	2:02.638	
121	2:20.363	13.445	41	2:33.413	1:49.001	11	2:15.513	1:23.133	119	2:11.743	1:23.520	11	2:00.911	1 Lap
11	2:23.883	16.965	24	2:37.414	1:54.376	120	2:15.868	1:43.685	1	2:30.669	1 Lap	15	2:24.611	2 Laps
9	2:30.870	23.952	<b>Lap 4</b>			9	2:17.821	1:53.212	15	2:17.594	1 Lap	11	2:15.519	2:01.795
120	2:33.855	26.937	138	2:03.520		<b>Lap 7</b>			11	2:15.519	2:01.795	11	2:15.519	2:01.795
13	2:35.110	28.192	12	2:41.301	1 Lap	138	2:02.144		138	2:03.358		15	2:24.611	2 Laps
20	2:36.691	29.773	21	2:40.765	1 Lap	125	2:03.055	7.904	125	2:02.383	7.217	9	2:14.980	2 Laps
140	2:36.898	29.980	125	2:10.233	6.858	180	2:23.233	1 Lap	125	2:02.383	7.217	41	4:03.677	3 Laps
180	2:37.384	30.466	121	2:05.156	21.928	13	2:24.716	1 Lap	41	2:33.152	2 Laps	124	2:09.319	1 Lap
1	2:38.873	31.955	124	2:07.431	25.498	20	2:25.587	1 Lap	120	2:15.298	1 Lap	1	2:32.147	2 Laps
3	2:44.843	37.925	25	3:43.242	1 Lap	121	2:02.080	29.209	3	2:35.930	2 Laps	24	2:37.357	3 Laps
24	2:50.172	43.254	15	2:12.717	1 Lap	1	2:29.374	1 Lap	121	2:13.613	43.010	180	3:41.792	2 Laps
12	2:51.551	44.633	129	2:10.458	36.318	124	2:08.156	43.709	24	2:43.718	2 Laps	119	2:06.631	1 Lap
21	2:51.759	44.841	119	2:10.848	37.815	129	2:10.906	1:01.545	9	2:30.949	1 Lap	25	4:01.033	6 Laps
41	2:52.190	45.272	11	2:15.004	57.474	119	2:11.518	1:05.198	21	2:38.971	2 Laps	21	3:57.101	3 Laps
15	3:06.632	59.714	120	2:17.821	1:15.068	15	2:15.937	1 Lap	124	2:14.198	1:07.559	13	2:26.360	2 Laps
<b>Lap 2</b>			9	2:21.672	1:20.361	41	2:33.211	1 Lap	180	2:22.850	1 Lap	129	2:19.283	1:56.608
138	2:01.984		180	2:23.298	1:36.406	3	2:34.706	1 Lap	25	2:13.953	5 Laps	3	2:40.383	2 Laps
125	2:01.765	0.273	13	2:25.298	1:37.623	11	2:15.190	1:36.179	12	2:44.874	2 Laps	<b>Lap 14</b>		
124	2:09.378	14.663	20	2:24.991	1:38.788	24	2:37.914	1 Lap	129	2:10.717	1:24.305	138	2:08.628	
121	2:06.253	17.714	1	2:28.056	1:50.029	21	2:38.130	1 Lap	20	2:25.055	1 Lap	12	2:47.808	4 Laps
129	2:12.362	20.262	<b>Lap 5</b>			120	2:15.447	1:56.988	13	2:29.536	1 Lap	121	2:00.843	1 Lap
119	2:12.280	21.002	138	2:02.645		12	2:41.824	1 Lap	119	2:14.939	1:35.101	11	2:19.810	2 Laps
9	2:21.382	43.350	125	2:03.215	7.428	<b>Lap 8</b>			15	2:18.014	1 Lap	120	3:44.145	2 Laps
120	2:19.748	44.701	3	2:35.268	1 Lap	138	2:02.420		20	2:25.055	1 Lap	9	2:15.333	2 Laps
25	2:37.441	48.057	41	2:32.459	1 Lap	9	2:18.096	1 Lap	13	2:29.536	1 Lap	124	2:08.103	1 Lap
13	2:25.535	51.743	24	2:37.474	1 Lap	125	2:02.481	7.965	11	2:21.643	1 Lap	41	2:33.681	3 Laps
20	2:25.844	53.633	121	2:06.435	25.718	121	2:04.215	31.004	120	2:13.591	1 Lap	1	2:31.016	2 Laps
180	2:27.215	55.697	124	2:07.933	30.786	180	2:22.983	1 Lap	3	2:32.999	2 Laps	180	2:11.976	2 Laps
1	2:28.980	58.951	21	2:40.749	1 Lap	13	2:24.893	1 Lap	41	2:39.916	2 Laps	119	2:07.150	1 Lap
3	2:35.461	1:11.402	12	2:43.519	1 Lap	20	2:24.450	1 Lap	129	2:10.817	1:32.517	25	2:16.938	6 Laps
140	2:44.118	1:12.114	129	2:10.495	44.168	124	2:08.319	49.608	25	2:19.130	5 Laps	24	2:39.224	3 Laps
41	2:33.849	1:17.137	119	2:10.898	46.068	129	2:10.256	1:09.381	21	2:43.354	2 Laps	125	3:47.876	1:50.170
24	2:37.241	1:18.511	15	2:16.488	1 Lap	1	2:29.638	1 Lap	180	2:29.975	1 Lap	15	3:33.823	2 Laps
12	2:41.583	1:24.232	11	2:14.710	1:09.539	119	2:11.606	1:14.384	21	2:29.662	1 Lap	13	2:25.778	2 Laps
21	2:42.030	1:24.887	120	2:17.313	1:29.736	15	2:12.746	1 Lap	20	2:25.662	1 Lap	21	2:40.941	3 Laps
<b>Lap 3</b>			9	2:19.594	1:37.310	41	2:31.596	1 Lap	<b>Lap 11</b>			20	3:59.013	2 Laps
138	2:01.549		180	2:22.480	1:56.241	11	2:15.124	1:48.883	138	2:02.605		121	2:01.552	2:20.880
125	2:01.421	0.145	13	2:24.612	1:59.590	3	2:34.418	1 Lap	1	2:30.306	2 Laps	11	2:18.529	1 Lap
121	2:04.127	20.292	<b>Lap 6</b>			<b>Lap 9</b>			125	2:01.933	6.545	120	2:19.836	1 Lap
124	2:08.473	21.587	138	2:01.919		138	2:02.607		125	2:01.933	6.545	41	2:33.681	3 Laps
15	3:28.174	1 Lap	20	2:25.839	1 Lap	125	2:02.834	8.192	11	2:21.643	1 Lap	1	2:31.016	2 Laps
129	2:10.667	29.380	125	2:01.484	6.993	120	2:18.429	1 Lap	120	2:13.591	1 Lap	180	2:11.976	2 Laps
119	2:11.034	30.487	1	2:29.598	1 Lap	24	2:38.872	2 Laps	3	2:32.999	2 Laps	119	2:07.150	1 Lap
11	2:15.391	45.990	121	2:05.474	29.273	21	2:38.290	2 Laps	41	2:39.916	2 Laps	25	2:16.938	6 Laps
120	2:17.615	1:00.767	124	2:08.830	37.697	9	2:21.320	1 Lap	129	2:10.817	1:32.517	24	2:39.224	3 Laps
<b>Lap 4</b>			3	2:36.245	1 Lap	121	2:04.358	32.755	25	2:19.130	5 Laps	125	3:47.876	1:50.170
138	2:06.918	0.000	41	2:35.084	1 Lap	11	2:15.124	1:48.883	21	2:43.354	2 Laps	15	3:33.823	2 Laps
125	2:07.410	0.492	<b>Lap 7</b>			3	2:34.418	1 Lap	180	2:29.975	1 Lap	13	2:25.778	2 Laps
124	2:14.187	7.269	138	2:02.607		<b>Lap 10</b>			21	2:29.975	1 Lap	21	2:40.941	3 Laps
129	2:16.802	9.884	125	2:02.834	8.192	138	2:03.358		20	2:25.662	1 Lap	20	3:59.013	2 Laps
119	2:17.624	10.706	120	2:18.429	1 Lap	125	2:02.383	7.217	119	2:14.939	1:35.101	121	2:01.552	2:20.880
25	2:19.518	12.600	24	2:38.872	2 Laps	125	2:02.383	7.217	124	2:14.198	1:07.559	120	3:44.145	2 Laps
121	2:20.363	13.445	21	2:38.290	2 Laps	41	2:33.152	2 Laps	20	2:25.055	1 Lap	9	2:15.333	2 Laps
11	2:23.883	16.965	9	2:21.320	1 Lap	121	2:13.613	43.010	13	2:29.536	1 Lap	124	2:08.103	1 Lap
9	2:30.870	23.952	121	2:04.358	32.755	24	2:43.718	2 Laps	119	2:14.939	1:35.101	41	2:33.681	3 Laps
120	2:33.855	26.937	12	2:42.037	2 Laps	9	2:30.949	1 Lap	15	2:18.014	1 Lap	1	2:31.016	2 Laps
13	2:35.110	28.192	<b>Lap 8</b>			124	2:08.156	43.709	20	2:25.055	1 Lap	180	2:11.976	2 Laps
20	2:36.691	29.773	138	2:02.144		129	2:10.906	1:01.545	13	2:28.850	1 Lap	119	2:07.150	1 Lap
140	2:36.898	29.980	125	2:03.055	7.904	119	2:10.906	1:01.545	25	2:13.953	5 Laps	25	2:16.938	6 Laps
180	2:37.384	30.466	180	2:23.233	1 Lap	119	2:11.518	1:05.198	12	2:44.874	2 Laps	24	2:39.224	3 Laps
1	2:38.873	31.955	13	2:24.716	1 Lap	15	2:15.937	1 Lap	129	2:10.717	1:24.305	125	3:47.876	1:50.170
3	2:44.843	37.925	20	2:25.587	1 Lap	41	2:33.211	1 Lap	20	2:25.055	1 Lap	15	3:33.823	2 Laps
24	2:50.172	43.254	121	2:02.080	29.209	3	2:34.706	1 Lap	13	2:29.536	1 Lap	13	2:25.778	2 Laps
12	2:51.551	44.633	1	2:29.374	1 Lap	11	2:15.190	1:36.179	119	2:14.939	1:35.101	21	2:40.941	3 Laps
21	2:51.759	44.841	124	2:08.156	43.709	24	2:37.914	1 Lap	15	2:18.014	1 Lap	20	3:59.013	2 Laps
41	2:52.190	45.272	129	2:10.906	1:01.545	21	2:38.130	1 Lap	124	2:14.198	1:07.559	121	2:01.552	2:20.880
15	3:06.632	59.714	119	2:11.518	1:05.198	120	2:15.447	1:56.988	138	2:03.358		11	2:18.529	1 Lap
<b>Lap 5</b>			15	2:15.937	1 Lap	12	2:41.824	1 Lap	125	2:02.383	7.217	120	2:19.836	1 Lap
138	2:01.984		41	2:33.211	1 Lap	<b>Lap 11</b>			125	2:01.933	6.545	12	2:47.766	3 Laps
125														



# Campeonato de España de GT-CET

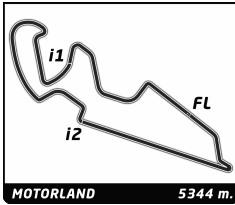
## ROUND 3 - MOTORLAND

### Carrera 1

### Analysis by lap

Lapped

No	Lap Time	Gap	No	Lap Time	Gap	No	Lap Time	Gap	No	Lap Time	Gap	No	Lap Time	Gap
125	2:08.365	2.286	<b>Lap 18</b>			11	2:19.927	2 Laps	138	2:10.023				
129	4:16.742	1 Lap	138	2:03.807		125	2:06.994	10.334	125	2:06.085	8.037			
15	2:17.480	2 Laps	180	2:12.303	2 Laps	9	2:23.906	2 Laps	24	2:36.749	5 Laps			
3	4:25.338	3 Laps	119	2:05.841	2 Laps	13	2:27.184	3 Laps	121	2:08.050	13.787			
121	2:01.720	26.351	125	2:04.607	6.527	20	2:29.621	3 Laps	21	2:40.608	5 Laps			
24	2:38.636	3 Laps	121	2:00.718	26.573	41	2:39.152	4 Laps	120	2:18.915	2 Laps			
13	2:26.874	2 Laps	25	2:17.937	6 Laps	121	2:02.879	22.723	180	2:12.410	2 Laps			
20	2:26.518	2 Laps	129	2:33.859	1 Lap	129	2:14.341	2 Laps	11	2:18.476	2 Laps			
119	3:18.071	1 Lap	12	2:49.535	4 Laps	180	2:13.154	2 Laps	119	2:14.636	2 Laps			
21	2:40.147	3 Laps	15	2:26.861	2 Laps	119	2:15.043	2 Laps	15	2:25.658	3 Laps			
11	2:17.941	1 Lap	41	2:33.257	3 Laps	12	2:50.730	5 Laps	129	2:29.779	2 Laps			
120	2:18.330	1 Lap	124	2:09.387	1:32.991	3	2:35.408	4 Laps	13	2:26.952	3 Laps			
124	2:08.563	1:18.289	13	2:25.415	2 Laps	24	2:38.829	4 Laps	20	2:25.901	3 Laps			
9	2:12.383	1 Lap	20	2:25.130	2 Laps	25	2:17.208	6 Laps	41	2:35.379	4 Laps			
180	2:11.331	1 Lap	11	2:18.966	1 Lap	21	2:38.178	4 Laps	124	2:12.882	1:57.379			
12	2:46.861	3 Laps	120	2:18.339	1 Lap	124	2:09.154	1:44.118	25	2:19.844	6 Laps			
<b>Lap 16</b>			9	2:14.425	1 Lap	<b>Lap 22</b>			3	2:35.065	4 Laps			
138	2:04.462		3	2:34.733	3 Laps	138	2:05.339		12	2:46.789	5 Laps			
125	2:06.851	4.675	<b>Lap 19</b>			125	2:07.648	12.643						
25	2:19.918	6 Laps	138	2:04.666		121	2:02.591	19.975						
129	2:12.861	1 Lap	24	2:38.795	4 Laps	120	2:17.813	2 Laps						
41	2:36.832	3 Laps	125	2:07.167	9.028	11	2:20.783	2 Laps						
121	2:09.479	31.368	119	2:10.464	2 Laps	15	2:30.870	3 Laps						
15	2:21.481	2 Laps	180	2:13.745	2 Laps	180	2:14.561	2 Laps						
3	2:34.223	3 Laps	121	2:01.955	23.862	119	2:11.656	2 Laps						
13	2:26.044	2 Laps	21	2:38.341	4 Laps	13	2:26.884	3 Laps						
20	2:25.616	2 Laps	25	2:19.402	6 Laps	129	2:19.826	2 Laps						
24	2:37.738	3 Laps	124	2:08.668	1:36.993	20	2:29.562	3 Laps						
11	2:19.931	1 Lap	15	2:29.126	2 Laps	41	2:35.168	4 Laps						
120	2:18.459	1 Lap	41	2:33.387	3 Laps	3	2:34.216	4 Laps						
124	2:08.006	1:21.833	120	2:17.601	1 Lap	12	2:48.088	5 Laps						
21	2:38.248	3 Laps	13	2:27.220	2 Laps	25	2:20.061	6 Laps						
9	2:13.051	1 Lap	9	2:13.494	1 Lap	124	2:09.074	1:47.853						
180	2:13.378	1 Lap	11	2:20.757	1 Lap	24	2:39.399	4 Laps						
<b>Lap 17</b>			12	2:50.443	4 Laps	21	2:37.071	4 Laps						
138	2:04.873		20	2:26.888	2 Laps	<b>Lap 23</b>								
119	3:25.609	2 Laps	<b>Lap 20</b>			138	2:05.987							
125	2:05.925	5.727	138	2:04.842		125	2:05.319	11.975						
121	2:03.167	29.662	125	2:05.876	10.062	121	2:01.772	15.760						
12	2:47.921	4 Laps	129	3:22.557	2 Laps	120	2:18.063	2 Laps						
25	2:20.239	6 Laps	3	2:33.684	4 Laps	11	2:17.380	2 Laps						
129	2:22.659	1 Lap	180	2:13.112	2 Laps	180	2:12.399	2 Laps						
15	2:25.293	2 Laps	119	2:16.321	2 Laps	119	2:14.358	2 Laps						
41	2:34.797	3 Laps	121	2:07.546	26.566	129	2:20.112	2 Laps						
13	2:24.957	2 Laps	24	2:39.998	4 Laps	15	2:32.619	3 Laps						
20	2:25.750	2 Laps	21	2:37.787	4 Laps	13	2:26.758	3 Laps						
3	2:34.668	3 Laps	25	2:18.089	6 Laps	20	2:28.658	3 Laps						
124	2:10.451	1:27.411	124	2:09.535	1:41.686	41	2:36.145	4 Laps						
11	2:19.836	1 Lap	<b>Lap 21</b>			3	2:35.006	4 Laps						
120	2:18.490	1 Lap	138	2:06.722		25	2:18.859	6 Laps						
24	2:40.760	3 Laps	15	2:32.045	3 Laps	124	2:12.654	1:54.520						
9	2:13.692	1 Lap	120	2:21.041	2 Laps	12	2:47.858	5 Laps						
21	2:37.677	3 Laps	<b>Lap 24</b>											



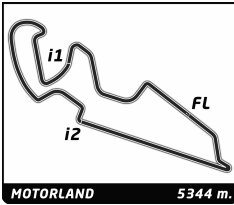
## Campeonato de España de GT-CET

### ROUND 3 - MOTORLAND

#### Carrera 1

### Stints Analysis

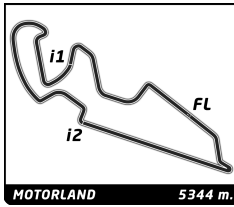
No	Driver	Start	End	Type	Time	T.Track	T.Driver	No	Driver	Start	End	Type	Time	T.Track	T.Driver								
<b>1</b>	<b>BALBOR MOTORSPORT</b>				<b>Not classified</b>																		
	RENAULT CLIO CUP IV																						
1	J. ALBORS (Jf)	15:23:54	15:56:04	TRACK	32:10.650	32:10.650	32:10.650																
			<b>T.Track</b>			<b>Pit Time</b>			<b>T.Time</b>														
			J. ALBORS (Jf)			32:10.650			32:10.650														
			G. LÓPEZ																				
<b>3</b>	<b>MDTE RACING</b>																						
	MINI COOPER																						
1	L. CHILLIDA(Jf)	15:23:54	15:52:29	TRACK	28:35.362	28:35.362	28:35.362																
			L. CHILLIDA(Jf)			15:52:29			15:54:29			PIT			2:00.053			28:35.362			30:35.415		
2	L. CHILLIDA(Jf)	15:54:29	16:17:36	TRACK	23:07.113	51:42.475	53:42.528																
			<b>T.Track</b>			<b>Pit Time</b>			<b>T.Time</b>														
			L. CHILLIDA(Jf)			51:42.475			2:00.053			53:42.528											
<b>9</b>	<b>HISPANO ALEMAN RACING TEAM</b>																						
	BMW M2 CS RACING																						
1	O. APARICIO	15:23:54	15:45:12	TRACK	21:17.908	21:17.908	21:17.908																
			15:45:12			15:46:47			PIT			1:35.693			1:35.693								
2	Á. BARBA	15:46:47	16:09:15	TRACK	22:27.490	22:27.490	22:27.490																
			Á. BARBA			16:09:15			16:15:26			PIT			6:11.672			22:27.490			28:39.162		
			<b>T.Track</b>			<b>Pit Time</b>			<b>T.Time</b>														
			O. APARICIO			21:17.908						21:17.908											
			Á. BARBA			22:27.490			6:11.672			28:39.162											
<b>11</b>	<b>DRIVER'S ACADEMY</b>																						
	PEUGEOT 308 CUP																						
1	A. RODRIGUEZ	15:23:54	15:46:38	TRACK	22:44.770	22:44.770	22:44.770																
			15:46:38			15:48:22			PIT			1:43.847			1:43.847								
2	R. MORENO	15:48:22	16:16:11	TRACK	27:49.184	27:49.184	27:49.184																
			<b>T.Track</b>			<b>Pit Time</b>			<b>T.Time</b>														
			A. RODRIGUEZ			22:44.770						22:44.770											
			R. MORENO			27:49.184						27:49.184											
<b>12</b>	<b>HISPANO ALEMAN RACING TEAM</b>																						
	MINI COOPER																						
1	C. MEDINA	15:23:54	15:45:38	TRACK	21:44.149	21:44.149	21:44.149																
			15:45:38			15:47:26			PIT			1:48.155			1:48.155								
2	D. DE LA PEÑA	15:47:26	16:18:09	TRACK	30:43.171	30:43.171	30:43.171																
			<b>T.Track</b>			<b>Pit Time</b>			<b>T.Time</b>														
			C. MEDINA			21:44.149						21:44.149											
			D. DE LA PEÑA			30:43.171						30:43.171											
<b>13</b>	<b>TEAM VRT</b>																						
	RENAULT CLIO CUP IV																						
1	O. VERGARA	15:23:54	15:45:50	TRACK	21:56.435	21:56.435	21:56.435																
			15:45:50			15:47:32			PIT			1:41.525			21:56.435			23:37.960					
2	O. VERGARA	15:47:32	16:16:42	TRACK	29:10.619	51:07.054	52:48.579																
			<b>T.Track</b>			<b>Pit Time</b>			<b>T.Time</b>														
			O. VERGARA			51:07.054			1:41.525			52:48.579											
<b>15</b>	<b>UCAV RACING</b>																						
	BMW M2 CS RACING																						
1	S. HEBRARD	15:23:54	15:26:56	TRACK	3:01.919	3:01.919	3:01.919																
			S. HEBRARD			15:26:56			15:28:20			PIT			1:24.551			3:01.919			4:26.470		
2	S. HEBRARD	15:28:20	15:50:58	TRACK	22:37.871	25:39.790	27:04.341																
			15:50:58			15:52:19			PIT			1:21.094			1:21.094								
3	A. GOROSTIZA(Jf)	15:52:19	16:16:37	TRACK	24:18.075	24:18.075	24:18.075																
			<b>T.Track</b>			<b>Pit Time</b>			<b>T.Time</b>														
			J. SMÖRG			22:00.250						22:00.250											
			E. GENE			27:02.570			1:25.153			28:27.723											
<b>20</b>	<b>BALBOR MOTORSPORT</b>																						
	RENAUL CLIO CUP IV																						
1	M. GARCIA	15:23:54	15:50:45	TRACK	26:51.033	26:51.033	26:51.033																
			M. GARCIA			15:50:45			15:52:29			PIT			1:44.521			26:51.033			28:35.554		
2	M. GARCIA	15:52:29	16:16:51	TRACK	24:22.105	51:13.138	52:57.659																
			<b>T.Track</b>			<b>Pit Time</b>			<b>T.Time</b>														
			M. GARCIA			51:13.138			1:44.521			52:57.659											
<b>21</b>	<b>HISPANO ALEMAN RACING TEAM</b>																						
	MINI COOPER																						
1	N. POZZUTO	15:23:54	15:48:01	TRACK	24:07.608	24:07.608	24:07.608																
			15:48:01			15:49:32			PIT			1:30.512			1:30.512								
2	M. POZZUTO(Jr)	15:49:32	16:15:52	TRACK	26:20.378	26:20.378	26:20.378																
			<b>T.Track</b>			<b>Pit Time</b>			<b>T.Time</b>														
			N. POZZUTO			24:07.608						24:07.608											
			M. POZZUTO(Jr)			26:20.378						26:20.378											
<b>24</b>	<b>HISPANO ALEMAN RACING TEAM</b>																						
	MINI COOPER																						
1	F. BRACO	15:23:54	15:45:09	TRACK	21:15.496	21:15.496	21:15.496																
			15:45:09			15:46:40			PIT			1:30.951			1:30.951								
2	C. NICULAI	15:46:40	16:15:37	TRACK	28:57.088	28:57.088	28:57.088																
			<b>T.Track</b>			<b>Pit Time</b>			<b>T.Time</b>														
			F. BRACO			21:15.496						21:15.496											
			C. NICULAI			28:57.088						28:57.088											
<b>25</b>	<b>E2P</b>																						
	BMW M2 CS RACING																						
1	P. CARREGAL	15:23:54	15:28:46	TRACK	4:52.638	4:52.638	4:52.638																
			P. CARREGAL			15:28:46			15:29:57			PIT			1:10.242			4:52.638			6:02.880		
2	P. CARREGAL	15:29:57	15:32:29	TRACK	2:32.961	7:25.599	8:35.841																
			P. CARREGAL			15:32:29			15:41:15			PIT			8:45.303			7:25.599			17:21.144		
3	P. CARREGAL	15:41:15	15:47:56	TRACK	6:40.971	14:06.570	24:02.115																
			P. CARREGAL			15:47:56			15:49:52			PIT			1:56.141			14:06.570			25:58.256		
4	P. CARREGAL	15:49:52	16:17:27	TRACK	27:35.207	41:41.777	53:33.463																
			<b>T.Track</b>			<b>Pit Time</b>			<b>T.Time</b>														
			P. CARREGAL			41:41.777			11:51.686			53:33.463											
<b>41</b>	<b>DRIVER'S ACADEMY</b>																						
	RENAULT CLIO CUP V																						
1	C. CORTÉS	15:23:54	15:47:14	TRACK	23:20.279	23:20.279	23:20.279																
			C. CORTÉS			15:47:14			15:48:54			PIT			1:39.603			23:20.279			24:59.882		
2	C. CORTÉS	15:48:54	16:17:14	TRACK	28:20.897	51:41.176	53:20.779																
			<b>T.Track</b>			<b>Pit Time</b>			<b>T.Time</b>														
			C. CORTÉS			51:41.176			1:39.603			53:20.779											
<b>119</b>	<b>PROMOTION MOTORSPORT</b>																						
	BMW M4 GT4																						
1	J. SMÖRG	15:23:54	15:45:54	TRACK	22:00.250	22:00.250	22:00.250																
			15:45:54			15:47:50			PIT			1:55.698			1:55.698								
2	E. GENE	15:47:50	15:57:20	TRACK	9:29.912	9:29.912	9:29.912																
			E. GENE			15:57:20			15:58:45			PIT			1:25.153			9:29.912			10:55.065		
3	E. GENE	15:58:45	16:16:17	TRACK	17:32.658	27:02.570	28:27.723																
			<b>T.Track</b>			<b>Pit Time</b>			<b>T.Time</b>														
			J. SMÖRG			22:00.250						22:00.250											
			E. GENE			27:02.570			1:25.153			28:27.723											



## Campeonato de España de GT-CET ROUND 3 - MOTORLAND Carrera 1

### Stints Analysis

No Driver	Start	End	Type	Time	T.Track	T.Driver	No Driver	Start	End	Type	Time	T.Track	T.Driver											
<b>120</b> VORTEX VORTEX GPX							<table border="1" style="width: 100%; border-collapse: collapse;"> <thead> <tr> <th>T.Track</th> <th>Pit Time</th> <th>T.Time</th> </tr> </thead> <tbody> <tr> <td>A. DA ROCHA</td> <td>5:16.915</td> <td>46:15.848</td> <td>51:32.763</td> </tr> </tbody> </table>							T.Track	Pit Time	T.Time	A. DA ROCHA	5:16.915	46:15.848	51:32.763				
T.Track	Pit Time	T.Time																						
A. DA ROCHA	5:16.915	46:15.848	51:32.763																					
1 S. BARRET	15:23:54	15:49:13	TRACK	25:19.849	25:19.849	25:19.849																		
	15:49:13	15:50:41	PIT	1:27.933		1:27.933																		
2 S. GERVAIS(Jf)	15:50:41	16:16:09	TRACK	25:27.700	25:27.700	25:27.700																		
							<table border="1" style="width: 100%; border-collapse: collapse;"> <thead> <tr> <th>T.Track</th> <th>Pit Time</th> <th>T.Time</th> </tr> </thead> <tbody> <tr> <td>S. BARRET</td> <td>25:19.849</td> <td></td> <td>25:19.849</td> </tr> <tr> <td>S. GERVAIS(Jf)</td> <td>25:27.700</td> <td></td> <td>25:27.700</td> </tr> </tbody> </table>							T.Track	Pit Time	T.Time	S. BARRET	25:19.849		25:19.849	S. GERVAIS(Jf)	25:27.700		25:27.700
T.Track	Pit Time	T.Time																						
S. BARRET	25:19.849		25:19.849																					
S. GERVAIS(Jf)	25:27.700		25:27.700																					
<b>121</b> VORTEX VORTEX 2.0 GPX																								
1 P. CHARLES	15:23:54	15:45:02	TRACK	21:07.893	21:07.893	21:07.893																		
	15:45:02	15:46:59	PIT	1:57.351		1:57.351																		
2 A. GOMEZ	15:46:59	16:15:40	TRACK	28:41.307	28:41.307	28:41.307																		
							<table border="1" style="width: 100%; border-collapse: collapse;"> <thead> <tr> <th>T.Track</th> <th>Pit Time</th> <th>T.Time</th> </tr> </thead> <tbody> <tr> <td>A. GOMEZ</td> <td>28:41.307</td> <td></td> <td>28:41.307</td> </tr> <tr> <td>P. CHARLES</td> <td>21:07.893</td> <td></td> <td>21:07.893</td> </tr> </tbody> </table>							T.Track	Pit Time	T.Time	A. GOMEZ	28:41.307		28:41.307	P. CHARLES	21:07.893		21:07.893
T.Track	Pit Time	T.Time																						
A. GOMEZ	28:41.307		28:41.307																					
P. CHARLES	21:07.893		21:07.893																					
<b>124</b> GT CORSE RACING BMW M4 GT4 EVO GT4																								
1 M. BERTOLIN	15:23:54	15:45:26	TRACK	21:32.696	21:32.696	21:32.696																		
M. BERTOLIN	15:45:26	15:47:17	PIT	1:50.332	21:32.696	23:23.028																		
2 M. BERTOLIN	15:47:17	16:17:24	TRACK	30:07.115	51:39.811	53:30.143																		
							<table border="1" style="width: 100%; border-collapse: collapse;"> <thead> <tr> <th>T.Track</th> <th>Pit Time</th> <th>T.Time</th> </tr> </thead> <tbody> <tr> <td>M. BERTOLIN</td> <td>51:39.811</td> <td>1:50.332</td> <td>53:30.143</td> </tr> </tbody> </table>							T.Track	Pit Time	T.Time	M. BERTOLIN	51:39.811	1:50.332	53:30.143				
T.Track	Pit Time	T.Time																						
M. BERTOLIN	51:39.811	1:50.332	53:30.143																					
<b>125</b> PCR SPORT PORSCHE 992 GT3 CUP GPX																								
1 J. FUSET	15:23:54	15:50:37	TRACK	26:43.666	26:43.666	26:43.666																		
	15:50:37	15:52:22	PIT	1:44.478		1:44.478																		
2 L. MENDIETA(Jf)	15:52:22	16:15:34	TRACK	23:12.657	23:12.657	23:12.657																		
							<table border="1" style="width: 100%; border-collapse: collapse;"> <thead> <tr> <th>T.Track</th> <th>Pit Time</th> <th>T.Time</th> </tr> </thead> <tbody> <tr> <td>L. MENDIETA(Jf)</td> <td>23:12.657</td> <td></td> <td>23:12.657</td> </tr> <tr> <td>J. FUSET</td> <td>26:43.666</td> <td></td> <td>26:43.666</td> </tr> </tbody> </table>							T.Track	Pit Time	T.Time	L. MENDIETA(Jf)	23:12.657		23:12.657	J. FUSET	26:43.666		26:43.666
T.Track	Pit Time	T.Time																						
L. MENDIETA(Jf)	23:12.657		23:12.657																					
J. FUSET	26:43.666		26:43.666																					
<b>129</b> PCR SPORT MERCEDES AMG GT4 GT4																								
1 H. ARRUABARRENA	15:23:54	15:52:23	TRACK	28:29.515	28:29.515	28:29.515																		
	15:52:23	15:54:30	PIT	2:07.085		2:07.085																		
2 A. Aristi	15:54:30	16:03:49	TRACK	9:19.215	9:19.215	9:19.215																		
A. Aristi	16:03:49	16:05:07	PIT	1:17.681	9:19.215	10:36.896																		
3 A. Aristi	16:05:07	16:16:40	TRACK	11:33.014	20:52.229	22:09.910																		
							<table border="1" style="width: 100%; border-collapse: collapse;"> <thead> <tr> <th>T.Track</th> <th>Pit Time</th> <th>T.Time</th> </tr> </thead> <tbody> <tr> <td>H. ARRUABARREI</td> <td>28:29.515</td> <td></td> <td>28:29.515</td> </tr> <tr> <td>A. Aristi</td> <td>20:52.229</td> <td>1:17.681</td> <td>22:09.910</td> </tr> </tbody> </table>							T.Track	Pit Time	T.Time	H. ARRUABARREI	28:29.515		28:29.515	A. Aristi	20:52.229	1:17.681	22:09.910
T.Track	Pit Time	T.Time																						
H. ARRUABARREI	28:29.515		28:29.515																					
A. Aristi	20:52.229	1:17.681	22:09.910																					
<b>138</b> ESCUDERIA FARAON PORSCHE 992 GT3 CUP GPX																								
1 P. BRAS	15:23:54	15:52:35	TRACK	28:41.773	28:41.773	28:41.773																		
	15:52:35	15:54:32	PIT	1:56.801		1:56.801																		
2 A. SANABRIA	15:54:32	16:15:26	TRACK	20:54.190	20:54.190	20:54.190																		
							<table border="1" style="width: 100%; border-collapse: collapse;"> <thead> <tr> <th>T.Track</th> <th>Pit Time</th> <th>T.Time</th> </tr> </thead> <tbody> <tr> <td>P. BRAS</td> <td>28:41.773</td> <td></td> <td>28:41.773</td> </tr> <tr> <td>A. SANABRIA</td> <td>20:54.190</td> <td></td> <td>20:54.190</td> </tr> </tbody> </table>							T.Track	Pit Time	T.Time	P. BRAS	28:41.773		28:41.773	A. SANABRIA	20:54.190		20:54.190
T.Track	Pit Time	T.Time																						
P. BRAS	28:41.773		28:41.773																					
A. SANABRIA	20:54.190		20:54.190																					
<b>140</b> MONTEIROS COMPETICOES BMW M4 GT4 GT4							<b>Not classified</b>																	
1 A. DA ROCHA	15:23:54	15:29:11	TRACK	5:16.915	5:16.915	5:16.915																		
A. DA ROCHA	15:29:11	16:15:26	PIT	46:15.848	5:16.915	51:32.763																		

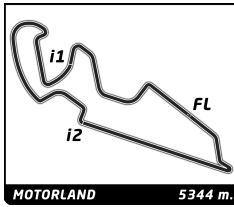


**Campeonato de España de GT-CET**  
**ROUND 3 - MOTORLAND**  
**Carrera 1**

**Sector Analysis**

■ Personal Best   ■ Session Best   B Crossing the pit lane

Lap	D	Time	Sector 1	Sector 2	Sector 3	T.Spd	Elapsed	Lap	D	Time	Sector 1	Sector 2	Sector 3	T.Spd	Elapsed	
<b>1</b>	<b>BALBOR MOTORSPORT</b> RENAULT CLIO CUP IV							TC4	17	2	2:14.425	35.983	58.393	40.049	254.1	40:47.706
	18	2	2:13.494	34.993	57.785	40.716	246.0		43:01.200							
	19	2	2:23.906	B 35.521	59.285	49.100	243.8		45:25.106							
	1	1	2:38.873	47.824	1:05.522	45.527	201.1		2:38.873							
	2	1	2:28.980	39.546	1:04.450	44.984	202.6		5:07.853							
	3	1	2:28.091	38.286	1:04.248	45.557	201.1		7:35.944							
	4	1	2:28.056	38.575	1:03.765	45.716	202.2		10:04.000							
	5	1	2:29.598	38.510	1:05.335	45.753	201.9		12:33.598							
	6	1	2:29.374	38.017	1:05.052	46.305	195.7		15:02.972							
	7	1	2:29.638	39.019	1:04.378	46.241	197.1		17:32.610							
	8	1	2:30.669	39.216	1:05.643	45.810	200.4		20:03.279							
	9	1	2:30.306	39.514	1:04.852	45.940	198.5		22:33.585							
	10	1	2:30.139	39.084	1:04.811	46.244	194.2		25:03.724							
11	1	2:32.147	39.249	1:06.703	46.195	200.4	27:35.871									
12	1	2:31.016	39.035	1:05.116	46.865	196.4	30:06.887									
<b>11</b>	<b>DRIVER'S ACADEMY</b> PEUGEOT 308 CUP							TC2	1	1	2:23.883	43.816		223.1	2:23.883	
	2	1	2:17.167	36.112		223.1	4:41.050									
	3	1	2:15.391	35.000	59.058	41.333	222.2		6:56.441							
	4	1	2:15.004	34.999		223.1	9:11.445									
	5	1	2:14.710	34.943	58.624	41.143	223.6		11:26.155							
	6	1	2:15.513	35.291	58.725	41.497	224.1		13:41.668							
	7	1	2:15.190	35.024	58.482	41.684	222.2		15:56.858							
	8	1	2:15.124	35.315	58.381	41.428	228.8		18:11.982							
	9	1	2:15.519	35.268	58.851	41.400	224.1		20:27.501							
	10	1	2:21.643	B 35.548	59.169	46.926	225.5		22:49.144							
	11	2	3:56.321	2:11.757	1:01.882	42.682	223.1		26:45.465							
	12	2	2:19.810	37.294	1:00.225	42.291	222.7		29:05.275							
	13	2	2:18.529	36.772	59.791	41.966	222.7		31:23.804							
14	2	2:17.941	35.786	1:00.106	42.049	225.0	33:41.745									
15	2	2:19.931	35.956	1:01.914	42.061	223.1	36:01.676									
16	2	2:19.836	36.089	1:01.327	42.420	225.5	38:21.512									
17	2	2:18.966	36.294	1:00.716	41.956	222.7	40:40.478									
18	2	2:20.757	35.951	1:00.843	43.963	224.1	43:01.235									
19	2	2:19.927	36.369	1:01.249	42.309	221.8	45:21.162									
20	2	2:20.783	36.834	1:01.656	42.293	218.6	47:41.945									
21	2	2:17.380	35.758	1:00.035	41.587	221.8	49:59.325									
22	2	2:18.476	36.025	59.952	42.499	222.7	52:17.801									
<b>3</b>	<b>MDTE RACING</b> MINI COOPER							TC6	1	1	2:44.843	49.610	1:07.293	47.940	193.2	2:44.843
	2	1	2:35.461	40.286	1:06.802	48.373	192.5		5:20.304							
	3	1	2:34.893	39.546	1:06.989	48.358	192.2		7:55.197							
	4	1	2:35.268	39.793	1:07.211	48.264	192.5		10:30.465							
	5	1	2:36.245	39.545	1:07.843	48.857	192.9		13:06.710							
	6	1	2:34.706	39.402	1:06.648	48.656	191.5		15:41.416							
	7	1	2:34.418	39.616	1:05.875	48.927	192.5		18:15.834							
	8	1	2:35.930	40.008	1:07.107	48.815	193.5		20:51.764							
	9	1	2:32.999	39.502	1:05.661	47.836	196.0		23:24.763							
	10	1	2:35.041	39.832	1:06.893	48.316	191.2		25:59.804							
	11	1	2:40.383	B 39.707	1:06.166	54.510	193.5		28:40.187							
	12	1	4:25.338	2:30.197	1:07.118	48.023	192.9		33:05.525							
	13	1	2:34.223	40.382	1:06.003	47.838	192.5		35:39.748							
14	1	2:34.668	40.029	1:06.664	47.975	197.8	38:14.416									
15	1	2:34.733	40.040	1:06.121	48.572	190.8	40:49.149									
16	1	2:33.684	39.660	1:05.862	48.162	190.5	43:22.833									
17	1	2:35.408	39.634	1:07.357	48.417	189.1	45:58.241									
18	1	2:34.216	39.628	1:06.439	48.149	190.8	48:32.457									
19	1	2:35.006	39.827	1:06.852	48.327	190.8	51:07.463									
20	1	2:35.065	40.272	1:06.497	48.296	189.8	53:42.528									
<b>9</b>	<b>HISPANO ALEMÁN RACING TEAM</b> BMW M2 CS RACING							TC1	1	1	2:30.870	46.271	1:03.044	41.555	250.6	2:30.870
	2	1	2:21.382	37.068	1:01.779	42.535	248.8		4:52.252							
	3	1	2:20.408	36.812	1:01.270	42.326	241.6		7:12.660							
	4	1	2:21.672	38.316	1:01.318	42.038	242.2		9:34.332							
	5	1	2:19.594	37.057	1:01.080	41.457	243.2		11:53.926							
	6	1	2:17.821	36.267	1:00.436	41.118	246.6		14:11.747							
	7	1	2:18.096	36.709	1:00.603	40.784	239.5		16:29.843							
	8	1	2:21.320	37.318	1:01.478	42.524	240.0		18:51.163							
	9	1	2:30.949	B 41.402	1:01.107	48.440	237.9		21:22.112							
	10	2	3:47.020	2:05.441	1:00.802	40.777	232.8		25:09.132							
	11	2	2:14.980	35.908	59.227	39.845	243.2		27:24.112							
	12	2	2:15.333	35.957	59.108	40.268	245.5		29:39.445							
	13	2	2:14.710	35.480	59.509	39.721	241.1		31:54.155							
14	2	2:12.383	35.159	57.626	39.598	251.2	34:06.538									
15	2	2:13.051	35.188	58.262	39.601	243.2	36:19.589									
16	2	2:13.692	35.705	58.466	39.521	242.2	38:33.281									
<b>12</b>	<b>HISPANO ALEMÁN RACING TEAM</b> MINI COOPER							TC6	1	1	2:51.551	51.721	1:08.931	50.899	175.6	2:51.551
	2	1	2:41.583	42.761	1:08.187	50.635	175.6		5:33.134							
	3	1	2:41.301	42.188	1:08.990	50.123	179.4		8:14.435							
	4	1	2:43.519	44.202	1:09.081	50.236	178.2		10:57.954							
	5	1	2:42.271	43.652	1:08.175	50.444	173.4		13:40.225							
	6	1	2:41.824	42.237	1:08.568	51.019	173.6		16:22.049							
	7	1	2:42.037	42.037	1:09.501	50.499	174.8		19:04.086							
	8	1	2:44.874	B 41.777	1:08.469	54.628	177.3		21:48.960							
	9	2	4:22.716	2:19.555	1:11.921	51.240	172.8		26:11.676							
	10	2	2:47.808	44.796	1:11.650	51.362	173.1		28:59.484							
	11	2	2:47.766	44.498	1:11.664	51.604	175.9		31:47.250							
	12	2	2:46.861	44.581	1:10.850	51.430	173.4		34:34.111							
	13	2	2:47.921	45.035	1:11.178	51.708	174.2		37:22.032							
14	2	2:49.535	44.689	1:12.909	51.937	172.0	40:11.567									
15	2	2:50.443	45.610	1:12.974	51.859	175.6	43:02.010									
16	2	2:50.730	48.374	1:11.295	51.061	173.6	45:52.740									
17	2	2:48.088	43.564	1:11.762	52.762	173.6	48:40.828									
18	2	2:47.858	44.370	1:12.885	50.603	173.6	51:28.686									
19	2	2:46.789	44.564	1:10.910	51.315	171.2	54:15.475									
<b>13</b>	<b>TEAM VRT</b> RENAULT CLIO CUP IV							TC4	1	1	2:35.110	46.833	1:02.801	45.476	206.5	2:35.110
	2	1	2:25.535	38.157	1:02.780	44.598	203.8		5:00.645							
	3	1	2:25.651	37.886	1:03.017	44.748	204.2		7:26.296							
	4	1	2:25.298	37.834	1:02.648	44.816	204.9		9:51.594							

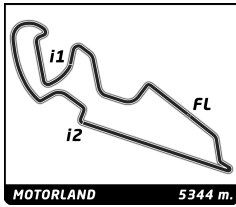


## Campeonato de España de GT-CET ROUND 3 - MOTORLAND Carrera 1

### Sector Analysis

■ Personal Best    
 ■ Session Best    
 ■ Crossing the pit lane

Lap	D	Time	Sector 1	Sector 2	Sector 3	T.Spd	Elapsed	Lap	D	Time	Sector 1	Sector 2	Sector 3	T.Spd	Elapsed							
5	1	<span style="background-color: #d4edda;">2:24.612</span>	37.684	<span style="background-color: #d4edda;">1:02.261</span>	44.667	205.7	12:16.206	14	1	2:25.616	37.740	1:03.172	44.704	205.7	35:46.149							
6	1	2:24.716	37.490	1:02.688	44.538	204.5	14:40.922	15	1	2:25.750	37.642	1:03.415	44.693	206.1	38:11.899							
7	1	2:24.893	<span style="background-color: #d4edda;">37.217</span>	1:02.860	44.816	204.2	17:05.815	16	1	2:25.130	<span style="background-color: #d4edda;">37.427</span>	1:03.157	44.546	206.1	40:37.029							
8	1	2:24.931	37.535	1:02.882	<span style="background-color: #d4edda;">44.514</span>	205.7	19:30.746	17	1	2:26.888	37.551	1:04.667	44.670	207.3	43:03.917							
9	1	2:29.536 <b>B</b>	37.999	1:02.730	48.807	203.4	22:00.282	18	1	2:29.621	38.422	1:04.105	47.094	188.8	45:33.538							
10	1	3:57.871	2:08.341	1:03.530	46.000	201.9	25:58.153	19	1	2:29.562	38.731	1:04.883	45.948	195.3	48:03.100							
11	1	2:26.360	38.254	1:02.963	45.143	202.2	28:24.513	20	1	2:28.658	38.921	1:04.418	45.319	202.2	50:31.758							
12	1	2:25.778	37.838	1:02.985	44.955	203.8	30:50.291	21	1	2:25.901	37.735	1:02.902	45.264	201.5	52:57.659							
13	1	2:26.874	37.901	1:03.241	45.732	203.8	33:17.165	<div style="display: flex; justify-content: space-between; align-items: center;"> <span style="font-size: 2em; font-weight: bold;">21</span> <div style="text-align: right;"> <b>HISPANO ALEMAN RACING TEAM</b>                      MINI COOPER TC6                      1.Nahuel D. POZZUTO                      2.Marcos POZZUTO(Jr)                 </div> </div>														
14	1	2:26.044	37.627	1:03.181	45.236	203.0	35:43.209															
15	1	2:24.957	37.397	1:02.811	44.749	203.4	38:08.166															
16	1	2:25.415	37.459	1:03.017	44.939	203.0	40:33.581															
17	1	2:27.220	37.727	1:03.422	46.071	201.1	43:00.801															
18	1	2:27.184	38.269	1:03.594	45.321	200.4	45:27.985															
19	1	2:26.884	38.107	1:03.738	45.039	200.7	47:54.869															
20	1	2:26.758	38.151	1:03.521	45.086	200.7	50:21.627															
21	1	2:26.952	38.118	1:03.935	44.899	201.9	52:48.579															
<div style="display: flex; justify-content: space-between; align-items: center;"> <span style="font-size: 2em; font-weight: bold;">15</span> <div style="text-align: right;"> <b>UCAV RACING</b>                      BMW M2 CS RACING TC1                      1.Asier GOROSTIZA(JF)                      2.Sacha HEBRARD                 </div> </div>															<div style="display: flex; justify-content: space-between; align-items: center;"> <span style="font-size: 2em; font-weight: bold;">24</span> <div style="text-align: right;"> <b>HISPANO ALEMAN RACING TEAM</b>                      MINI COOPER TC6                      1.Francisco BRACO                      2.Catalin NICULAI                 </div> </div>							
1	2	3:06.632 <b>B</b>	1:03.976	1:11.297	51.359	203.4	3:06.632	1	1	2:51.759	53.535	1:08.694	49.530	182.7								2:51.759
2	2	3:28.174	1:50.612	58.184	<span style="background-color: #d4edda;">39.378</span>	248.3	6:34.806	2	1	2:42.030	43.409	1:08.315	50.306	182.4								5:33.789
3	2	<span style="background-color: #d4edda;">2:12.717</span>	<span style="background-color: #d4edda;">34.478</span>	58.318	39.921	247.1	8:47.523	3	1	2:40.765	42.122	1:08.670	49.973	182.4								8:14.554
4	2	2:16.488	35.123	1:00.983	40.382	241.6	11:04.011	4	1	2:40.749	43.290	1:08.059	49.400	182.1								10:55.303
5	2	2:14.386	35.141	58.258	40.987	229.3	13:18.397	5	1	2:38.351	41.324	1:07.539	49.488	180.9								13:33.654
6	2	2:15.937	35.070	59.642	41.225	234.3	15:34.334	6	1	2:38.130	41.365	1:07.611	49.154	182.1								16:11.784
7	2	2:12.746	34.965	<span style="background-color: #d4edda;">58.114</span>	39.667	248.8	17:47.080	7	1	2:38.290	41.445	1:08.005	48.840	181.8								18:50.074
8	2	2:17.594	35.727	1:00.797	41.070	245.5	20:04.674	8	1	2:38.971	41.953	1:08.014	49.004	181.5								21:29.045
9	2	2:18.014	36.186	1:00.128	41.700	237.9	22:22.688	9	1	2:43.354 <b>B</b>	41.170	1:07.720	54.464	184.3								24:12.399
10	2	2:20.955	36.240	1:01.740	42.975	192.5	24:43.643	10	2	3:57.101	2:00.959	1:07.452	48.690	181.8	28:09.500							
11	2	2:24.611 <b>B</b>	37.189	1:01.388	46.034	235.8	27:08.254	11	2	2:40.941	41.413	1:10.833	48.695	181.8	30:50.441							
12	1	3:33.823	1:51.702	1:01.000	41.121	248.3	30:42.077	12	2	2:40.147	42.235	1:09.170	48.742	183.4	33:30.588							
13	1	2:17.480	35.739	1:00.445	41.296	248.3	32:59.557	13	2	2:38.248	41.564	1:08.069	<span style="background-color: #d4edda;">48.615</span>	181.5	36:08.836							
14	1	2:21.481	36.028	1:03.076	42.377	210.5	35:21.038	14	2	2:37.677	41.351	1:07.624	48.702	181.8	38:46.513							
15	1	2:25.293	36.217	1:04.791	44.285	211.8	37:46.331	15	2	2:38.341	41.727	1:07.663	48.951	180.3	41:24.854							
16	1	2:26.861	39.084	1:05.168	42.609	228.8	40:13.192	16	2	2:37.787	41.360	1:07.618	48.809	182.4	44:02.641							
17	1	2:29.126	38.466	1:07.210	43.450	221.3	42:42.318	17	2	2:38.178	41.407	1:07.638	49.133	181.2	46:40.819							
18	1	2:32.045	39.840	1:05.922	46.283	223.1	45:14.363	18	2	<span style="background-color: #d4edda;">2:37.071</span>	<span style="background-color: #d4edda;">41.086</span>	<span style="background-color: #d4edda;">1:07.275</span>	48.710	181.2	49:17.890							
19	1	2:30.870	38.717	1:07.405	44.748	206.9	47:45.233	19	2	2:40.608	42.767	1:08.784	49.057	181.5	51:58.498							
20	1	2:32.619	40.052	1:07.503	45.064	202.2	50:17.852	<div style="display: flex; justify-content: space-between; align-items: center;"> <span style="font-size: 2em; font-weight: bold;">25</span> <div style="text-align: right;"> <b>E2P</b>                      BMW M2 CS RACING TC1                      1.Pablo CARREGAL                 </div> </div>														
21	1	2:25.658	38.507	1:02.812	44.339	216.0	52:43.510								1	1	2:19.518	41.069	<span style="background-color: #d4edda;">58.547</span>	39.902	248.3	2:19.518
1	1	2:36.691	47.150	1:04.339	45.202	206.5	2:36.691								2	1	2:37.441 <b>B</b>	35.246	1:07.072	55.123	177.6	4:56.959
2	1	2:25.844	38.330	1:03.198	44.316	208.1	5:02.535								<div style="display: flex; justify-content: space-between; align-items: center;"> <span style="font-size: 2em; font-weight: bold;">20</span> <div style="text-align: right;"> <b>BALBOR MOTORSPORT</b>                      RENAUL CLIO CUP IV TC4                      1.Marcos GARCIA                 </div> </div>							
3	1	2:25.233	37.681	1:03.089	44.463	208.5	7:27.768															
4	1	2:24.991	37.462	1:03.340	44.189	210.5	9:52.759															
5	1	2:25.839	38.961	<span style="background-color: #d4edda;">1:02.521</span>	44.357	209.7	12:18.598															
6	1	2:25.587	37.522	1:03.084	44.981	208.5	14:44.185															
7	1	<span style="background-color: #d4edda;">2:24.450</span>	37.553	1:02.715	44.182	208.1	17:08.635															
8	1	2:25.092	37.851	1:02.792	44.449	209.7	19:33.727															
9	1	2:25.055	37.926	1:03.060	<span style="background-color: #d4edda;">44.069</span>	210.5	21:58.782															
10	1	2:25.662	37.567	1:03.542	44.553	207.7	24:24.444															
11	1	2:30.558 <b>B</b>	37.598	1:03.721	49.239	206.5	26:55.002															
12	1	3:59.013	2:11.222	1:03.062	44.729	206.5	30:54.015															
13	1	2:26.518	37.640	1:02.949	45.929	207.3	33:20.533															

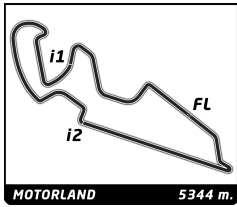


## Campeonato de España de GT-CET ROUND 3 - MOTORLAND Carrera 1

### Sector Analysis

■ Personal Best    
 ■ Session Best    
 ■ Crossing the pit lane

Lap	D	Time	Sector 1	Sector 2	Sector 3	T.Spd	Elapsed	Lap	D	Time	Sector 1	Sector 2	Sector 3	T.Spd	Elapsed
<b>41 DRIVER'S ACADEMY</b> <span style="float: right;">RENAULT CLIO CUP V TC5</span> 1.Carlos CORTÉS															
1	1	2:52.190	54.763	1:10.131	47.296	199.6	2:52.190								
2	1	2:33.849	40.060	1:07.376	46.413	198.5	5:26.039								
3	1	2:33.413	39.763	1:06.869	46.781	198.2	7:59.452								
4	1	2:32.459	39.513	1:06.602	46.344	200.4	10:31.911								
5	1	2:35.084	<b>39.109</b>	1:07.457	48.518	199.3	13:06.995								
6	1	2:33.211	40.183	1:06.884	<b>46.144</b>	201.5	15:40.206								
7	1	<b>2:31.596</b>	39.127	<b>1:06.042</b>	46.427	198.9	18:11.802								
8	1	2:33.152	39.676	1:06.781	46.695	199.6	20:44.954								
9	1	2:39.916 <b>B</b>	39.602	1:07.598	52.716	200.4	23:24.870								
10	1	4:03.677	2:09.878	1:06.966	46.833	199.6	27:28.547								
11	1	2:33.681	39.779	1:07.187	46.715	198.9	30:02.228								
12	1	2:34.434	39.394	1:08.222	46.818	198.5	32:36.662								
13	1	2:36.832	39.782	1:10.348	46.702	198.2	35:13.494								
14	1	2:34.797	41.195	1:06.851	46.751	198.9	37:48.291								
15	1	2:33.257	39.340	1:06.953	46.964	188.8	40:21.548								
16	1	2:33.387	39.547	1:07.401	46.439	197.4	42:54.935								
17	1	2:39.152	39.447	1:11.462	48.243	181.5	45:34.087								
18	1	2:35.168	41.844	1:06.857	46.467	198.2	48:09.255								
19	1	2:36.145	40.108	1:08.157	47.880	197.4	50:45.400								
20	1	2:35.379	40.215	1:07.976	47.188	197.4	53:20.779								
<b>119 PROMOTION MOTORSPORT</b> <span style="float: right;">BMW M4 GT4 GT4</span> 1.JM SMÖRG 2.Eric GENE															
1	1	2:17.624	40.442	57.827	39.355	248.3	2:17.624								
2	1	2:12.280	34.691	58.064	39.525	251.2	4:29.904								
3	1	2:11.034	34.587	57.136	39.311	250.0	6:40.938								
4	1	2:10.848	34.495	57.313	39.040	249.4	8:51.786								
5	1	2:10.898	34.041	56.968	39.889	249.4	11:02.684								
6	1	2:11.675	34.881	57.450	39.344	248.3	13:14.359								
7	1	2:11.518	34.232	58.125	39.161	248.3	15:25.877								
8	1	2:11.606	34.401	57.807	39.398	246.6	17:37.483								
9	1	2:11.743	34.590	57.795	39.358	249.4	19:49.226								
10	1	2:14.939 <b>B</b>	34.356	56.550	44.033	250.6	22:04.165								
11	2	3:53.726	2:19.391	55.175	39.160	250.6	25:57.891								
12	2	2:06.631	33.457	<b>55.024</b>	38.150	251.2	28:04.522								
13	2	2:07.150	32.708	55.468	38.974	247.1	30:11.672								
14	2	3:18.071 <b>B</b>	38.213	1:33.989	1:05.869	105.3	33:29.743								
15	2	3:25.609	1:51.244	55.732	38.633	248.8	36:55.352								
								<b>120 VORTEX</b> <span style="float: right;">VORTEX GPX</span> 1.Stéphane BARRET 2.Stéphane GERVAIS(Jf)							
1	1	2:33.855	47.434	1:04.714	41.707	241.6	2:33.855								
2	1	2:19.748	36.988	1:01.816	40.944	254.7	4:53.603								
3	1	2:17.615	36.250	1:01.286	40.079	252.3	7:11.218								
4	1	2:17.821	35.875	1:01.799	40.147	252.9	9:29.039								
5	1	2:17.313	36.020	1:01.397	39.896	254.7	11:46.352								
6	1	2:15.868	35.464	1:00.682	39.722	253.5	14:02.220								
7	1	2:15.447	35.216	1:00.647	39.584	254.1	16:17.667								
8	1	2:18.429	35.875	1:01.537	41.017	254.7	18:36.096								
9	1	2:15.298	35.203	59.968	40.127	255.9	20:51.394								
10	1	<b>2:13.591</b>	35.138	59.455	<b>38.998</b>	255.9	23:04.985								
11	1	2:19.465 <b>B</b>	<b>34.528</b>	<b>59.102</b>	45.835	254.1	25:24.450								
12	2	3:44.145	1:58.290	1:03.854	42.001	254.1	29:08.595								
13	2	2:19.836	36.174	1:02.532	41.130	254.7	31:28.431								
14	2	2:18.330	35.675	1:01.947	40.708	254.1	33:46.761								
15	2	2:18.459	36.360	1:01.833	40.266	254.7	36:05.220								
16	2	2:18.490	36.104	1:02.228	40.158	253.5	38:23.710								
17	2	2:18.339	35.549	1:02.068	40.722	253.5	40:42.049								
18	2	2:17.601	35.322	1:00.755	41.524	254.1	42:59.650								
19	2	2:21.041	35.552	1:03.091	42.398	251.2	45:20.691								
20	2	2:17.813	36.938	1:00.744	40.131	254.1	47:38.504								
21	2	2:18.063	35.775	1:01.589	40.699	251.7	49:56.567								
22	2	2:18.915	35.911	1:01.565	41.439	251.7	52:15.482								
								<b>121 VORTEX</b> <span style="float: right;">VORTEX 2.0 GPX</span> 1.Arnaud GOMEZ 2.Pascal CHARLES							
1	2	2:20.363	36.605	53.712	50.046	258.4	2:20.363								
2	2	2:06.253	33.940	54.715	37.598	254.1	4:26.616								
3	2	2:04.127	32.379	54.794	36.954	255.9	6:30.743								
4	2	2:05.156	32.312	54.920	37.924	254.1	8:35.899								
5	2	2:06.435	33.001	55.974	37.460	257.8	10:42.334								
6	2	2:05.474	32.383	55.475	37.616	257.1	12:47.808								
7	2	2:02.080	31.830	53.249	37.001	256.5	14:49.888								
8	2	2:04.215	32.154	54.717	37.344	255.3	16:54.103								
9	2	2:04.358	31.959	54.659	37.740	257.8	18:58.461								
10	2	2:13.613 <b>B</b>	33.748	55.462	44.403	256.5	21:12.074								
11	1	3:51.294	2:20.565	53.399	37.330	257.8	25:03.368								
12	1	2:00.911	31.438	<b>52.522</b>	36.951	258.4	27:04.279								
13	1	2:00.843	31.236	52.613	36.994	258.4	29:05.122								
14	1	2:01.552	31.682	52.918	36.952	257.8	31:06.674								
15	1	2:01.720	31.178	53.123	37.419	259.6	33:08.394								
16	1	2:09.479	31.439	56.908	41.132	213.4	35:17.873								
17	1	2:03.167	32.358	53.138	37.671	261.5	37:21.040								
18	1	<b>2:00.718</b>	<b>31.118</b>	52.589	37.011	257.1	39:21.758								
19	1	2:01.955	31.793	52.604	37.558	254.7	41:23.713								
20	1	2:07.546	31.486	55.294	40.766	214.3	43:31.259								
21	1	2:02.879	31.652	53.875	37.352	255.9	45:34.138								
22	1	2:02.591	31.468	53.553	37.570	255.9	47:36.729								



## Campeonato de España de GT-CET

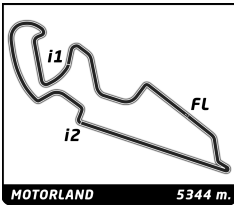
### ROUND 3 - MOTORLAND

#### Carrera 1

### Sector Analysis

■ Personal Best    
 ■ Session Best    
 ■ Crossing the pit lane

Lap	D	Time	Sector 1	Sector 2	Sector 3	T.Spd	Elapsed	Lap	D	Time	Sector 1	Sector 2	Sector 3	T.Spd	Elapsed
23	1	2:01.772	31.863	53.008	36.901	257.1	49:38.501								
24	1	2:08.050	31.332	55.864	40.854	214.7	51:46.551								
<b>124</b>	<b>GT CORSE RACING</b> BMW M4 GT4 EVO 1.Manuel BERTOLIN GT4														
1	1	2:14.187	38.402	56.551	39.234	243.8	2:14.187								
2	1	2:09.378	33.742	56.533	39.103	244.9	4:23.565								
3	1	2:08.473	33.236	56.232	39.005	245.5	6:32.038								
4	1	2:07.431	32.932	55.768	38.731	246.0	8:39.469								
5	1	2:07.933	32.759	55.870	39.304	246.6	10:47.402								
6	1	2:08.830	33.563	56.221	39.046	246.0	12:56.232								
7	1	2:08.156	33.073	56.254	38.829	246.6	15:04.388								
8	1	2:08.319	33.227	55.946	39.146	244.9	17:12.707								
9	1	2:09.718	33.526	56.984	39.208	244.9	19:22.425								
10	1	2:14.198	B	34.149	56.343	43.706	243.8	21:36.623							
11	1	3:49.602	2:14.593	55.963	39.046	246.6	25:26.225								
12	1	2:09.319	34.182	56.183	38.954	247.7	27:35.544								
13	1	2:08.103	33.390	55.750	38.963	244.3	29:43.647								
14	1	2:08.122	33.494	55.826	38.802	246.0	31:51.769								
15	1	2:08.563	33.424	55.810	39.329	244.3	34:00.332								
16	1	2:08.006	33.083	55.938	38.985	246.0	36:08.338								
17	1	2:10.451	33.727	57.471	39.253	245.5	38:18.789								
18	1	2:09.387	33.681	56.660	39.046	244.9	40:28.176								
19	1	2:08.668	33.450	56.007	39.211	243.8	42:36.844								
20	1	2:09.535	34.131	56.467	38.937	243.8	44:46.379								
21	1	2:09.154	33.671	56.718	38.765	244.9	46:55.533								
22	1	2:09.074	33.362	56.657	39.055	244.3	49:04.607								
23	1	2:12.654	34.933	57.578	40.143	238.9	51:17.261								
24	1	2:12.882	34.253	57.585	41.044	213.4	53:30.143								
<b>125</b>	<b>PCR SPORT</b> PORSCHE 992 GT3 CUP 1.Lorenzo MENDIETA(Jf) GPX 2.Jordi FUSET														
1	2	2:07.410	36.777	53.902	36.731	263.4	2:07.410								
2	2	2:01.765	31.611	53.418	36.736	262.8	4:09.175								
3	2	2:01.421	31.565	53.272	36.584	262.8	6:10.596								
4	2	2:10.233	31.960	1:01.707	36.566	258.4	8:20.829								
5	2	2:03.215	32.559	54.272	36.384	260.9	10:24.044								
6	2	2:01.484	31.779	53.439	36.266	260.9	12:25.528								
7	2	2:03.055	32.117	54.240	36.698	259.0	14:28.583								
8	2	2:02.481	32.168	53.582	36.731	259.0	16:31.064								
9	2	2:02.834	32.133	53.888	36.813	259.0	18:33.898								
10	2	2:02.383	31.799	53.795	36.789	260.2	20:36.281								
11	2	2:01.933	31.787	53.462	36.684	261.5	22:38.214								
12	2	2:02.492	32.107	53.811	36.574	261.5	24:40.706								
13	2	2:07.382	B	32.025	53.935	41.422	259.6	26:48.088							
14	1	3:47.876	2:11.187	58.402	38.287	257.1	30:35.964								
15	1	2:08.365	33.915	56.928	37.522	260.2	32:44.329								
16	1	2:06.851	33.315	56.158	37.378	259.0	34:51.180								
17	1	2:05.925	32.675	56.115	37.135	260.2	36:57.105								
18	1	2:04.607	32.371	55.125	37.111	264.1	39:01.712								
19	1	2:07.167	33.624	56.115	37.428	257.1	41:08.879								
20	1	2:05.876	32.813	55.833	37.230	258.4	43:14.755								
21	1	2:06.994	33.449	56.023	37.522	257.1	45:21.749								
22	1	2:07.648	33.919	56.364	37.365	257.1	47:29.397								
23	1	2:05.319	32.753	55.222	37.344	257.8	49:34.716								
24	1	2:06.085	32.829	55.477	37.779	259.0	51:40.801								
<b>129</b>	<b>PCR SPORT</b> MERCEDES AMG GT4 1.Harriet ARRUBARRENA GT4 2.Antonio Aristi														
1	1	2:16.802	39.818	57.150	39.834	241.6	2:16.802								
2	1	2:12.362	34.161	58.455	39.746	242.7	4:29.164								
3	1	2:10.667	34.133	57.146	39.388	243.8	6:39.831								
4	1	2:10.458	33.987	56.875	39.596	243.8	8:50.289								
5	1	2:10.495	33.830	57.245	39.420	243.2	11:00.784								
6	1	2:10.534	34.150	56.954	39.430	244.9	13:11.318								
7	1	2:10.906	34.669	56.563	39.674	244.3	15:22.224								
8	1	2:10.256	34.092	56.617	39.547	244.9	17:32.480								
9	1	2:10.172	33.647	57.009	39.516	245.5	19:42.652								
10	1	2:10.717	33.972	57.405	39.340	247.1	21:53.369								
11	1	2:10.817	33.657	57.147	40.013	247.1	24:04.186								
12	1	2:10.305	33.971	57.104	39.230	244.9	26:14.491								
13	1	2:19.283	B	35.178	57.837	46.268	237.9	28:33.774							
14	2	4:16.742	2:35.266	1:01.249	40.227	242.7	32:50.516								
15	2	2:12.861	34.602	58.343	39.916	243.8	35:03.377								
16	2	2:22.659	34.273	1:01.506	46.880	218.2	37:26.036								
17	2	2:33.859	B	40.124	1:04.562	49.173	219.5	39:59.895							
18	2	3:22.557	1:44.565	57.502	40.490	242.2	43:22.452								
19	2	2:14.341	34.461	58.226	41.654	225.9	45:36.793								
20	2	2:19.826	35.482	1:01.180	43.164	219.1	47:56.619								
21	2	2:20.112	36.606	1:00.269	43.237	224.5	50:16.731								
22	2	2:29.779	38.598	1:06.470	44.711	225.5	52:46.510								
<b>138</b>	<b>ESCUDERIA FARAON</b> PORSCHE 992 GT3 CUP 1.Pablo BRAS GPX 2.Agustin SANABRIA														
1	1	2:06.918	35.846	54.110	36.962	254.1	2:06.918								
2	1	2:01.984	31.836	53.386	36.762	256.5	4:08.902								
3	1	2:01.549	31.504	53.330	36.715	257.1	6:10.451								
4	1	2:03.520	32.602	54.082	36.836	256.5	8:13.971								
5	1	2:02.645	31.883	54.086	36.676	257.8	10:16.616								
6	1	2:01.919	31.685	53.765	36.469	259.0	12:18.535								
7	1	2:02.144	31.888	53.621	36.635	257.8	14:20.679								
8	1	2:02.420	31.793	53.826	36.801	257.1	16:23.099								
9	1	2:02.607	31.913	54.200	36.494	258.4	18:25.706								
10	1	2:03.358	32.760	53.978	36.620	258.4	20:29.064								
11	1	2:02.605	32.366	53.716	36.523	260.2	22:31.669								
12	1	2:02.859	31.953	54.074	36.832	257.8	24:34.528								
13	1	2:02.638	32.060	53.891	36.687	257.8	26:37.166								
14	1	2:08.628	B	32.024	54.652	41.952	258.4	28:45.794							
15	2	3:56.249	2:22.156	57.218	36.875	259.0	32:42.043								
16	2	2:04.462	32.202	55.183	37.077	257.1	34:46.505								
17	2	2:04.873	32.230	55.505	37.138	257.8	36:51.378								
18	2	2:03.807	32.064	54.892	36.851	258.4	38:55.185								
19	2	2:04.666	32.633	55.008	37.025	254.1	40:59.851								
20	2	2:04.842	32.141	55.334	37.367	258.4	43:04.693								
21	2	2:06.722	32.959	56.251	37.512	255.9	45:11.415								
22	2	2:05.339	32.715	55.052	37.572	255.9	47:16.754								

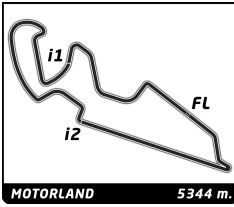


**Campeonato de España de GT-CET**  
**ROUND 3 - MOTORLAND**  
**Carrera 1**

**Sector Analysis**

■ Personal Best    
 ■ Session Best    
 **B** Crossing the pit lane

Lap	D	Time	Sector 1	Sector 2	Sector 3	T.Spd	Elapsed	Lap	D	Time	Sector 1	Sector 2	Sector 3	T.Spd	Elapsed
<b>180</b>		<b>PLEMAR SPORT</b>					ALPINE A-110 CUP								
		1. Jose Luis LOPEZ(Jf)					GPR								
		2. Alvaro RODRIGUEZ													
1	1	2:37.384	48.604	1:05.385	43.395	230.3	2:37.384								
2	1	2:27.215	40.299	1:03.985	42.931	229.8	5:04.599								
3	1	2:22.480	37.734	1:02.141	42.605	233.3	7:27.079								
4	1	2:23.298	37.701	1:03.160	42.437	231.3	9:50.377								
5	1	2:22.480	37.173	1:01.873	43.434	230.3	12:12.857								
6	1	2:23.233	37.401	1:02.665	43.167	229.3	14:36.090								
7	1	2:22.983	37.479	1:02.601	42.903	229.3	16:59.073								
8	1	2:22.571	37.267	1:02.566	42.738	231.8	19:21.644								
9	1	2:22.850	37.589	1:02.846	42.415	232.8	21:44.494								
10	1	2:29.975 <b>B</b>	37.212	1:04.917	47.846	231.8	24:14.469								
11	2	3:41.792	2:01.637	59.431	40.724	232.3	27:56.261								
12	2	2:11.976	34.420	57.209	40.347	229.3	30:08.237								
13	2	2:12.671	34.717	57.344	40.610	233.3	32:20.908								
14	2	<b>2:11.331</b>	<b>33.886</b>	<b>57.171</b>	40.274	232.8	34:32.239								
15	2	2:13.378	35.451	57.663	<b>40.264</b>	232.3	36:45.617								
16	2	2:12.303	34.180	57.571	40.552	231.8	38:57.920								
17	2	2:13.745	34.221	58.348	41.176	231.8	41:11.665								
18	2	2:13.112	34.827	57.637	40.648	231.3	43:24.777								
19	2	2:13.154	34.844	57.677	40.633	231.3	45:37.931								
20	2	2:14.561	34.926	59.082	40.553	231.3	47:52.492								
21	2	2:12.399	33.998	57.835	40.566	231.8	50:04.891								
22	2	2:12.410	34.200	57.307	40.903	233.8	52:17.301								



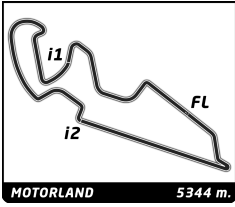
**Campeonato de España de GT-CET**  
**ROUND 3 - MOTORLAND**  
**Carrera 1**

**Provisional Classification**

Hour	Flag	Message
15:10:13		PITLANE ABIERTO
15:15:02		PITLANE CERRADO
15:36:38		WARNING TRACK LIMITS #13 T10 TOD 15.35
15:43:54		INICIO DE HANDICAP
15:46:07		SEGUNDO WARNING #13 T5 TOD 15.44
15:46:38		WARNING #20 T5 TOD 15.44
15:53:55		FIN DE HANDICAP
16:00:18		INCIDENTE ENTRE EL #1 Y #119 BAJO INVESTIGACION
16:05:16		#13 1SEC PENALTY TRANCK LIMITS T10 TOD 16.03
16:06:06		#13 1SEC PENALTY TRACK LIMITS T10 TOD 16.03
16:07:44		INCIDENTE ENTRE EL#1 Y EL #119 NO FUTHER ACTION
16:08:11		INCIDENTE ENTRE EL#1 Y EL #119 NO FURTHER ACTION
16:08:45		#20 SEGUNDO WARNING
16:13:34		ULTIMA VUELTA
16:15:43		BANDERA A CUADROS

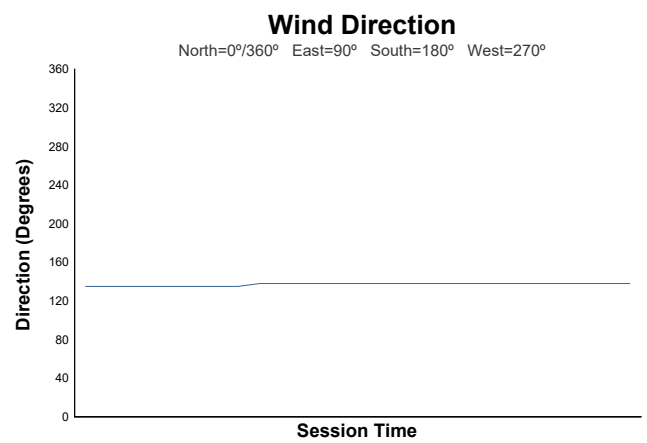
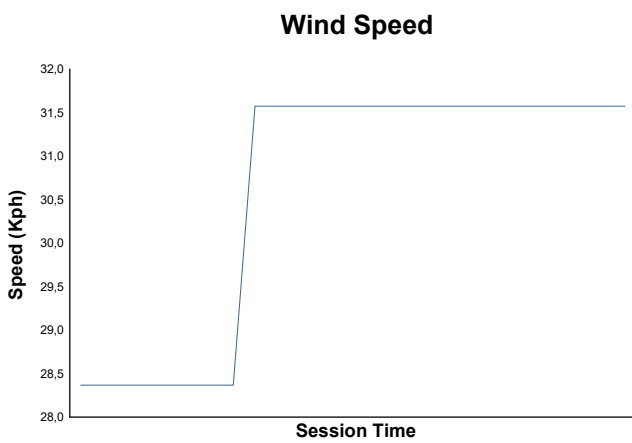
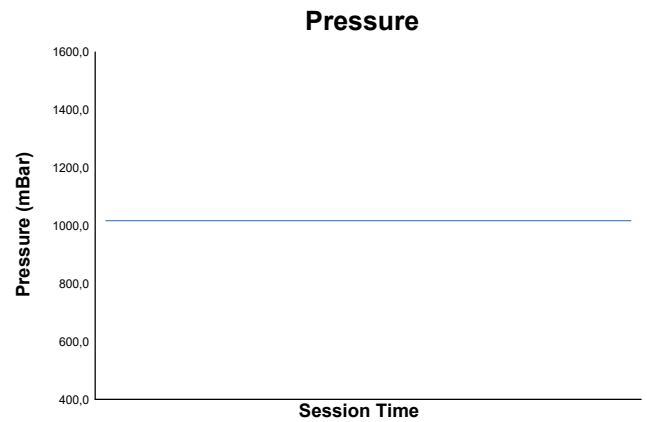
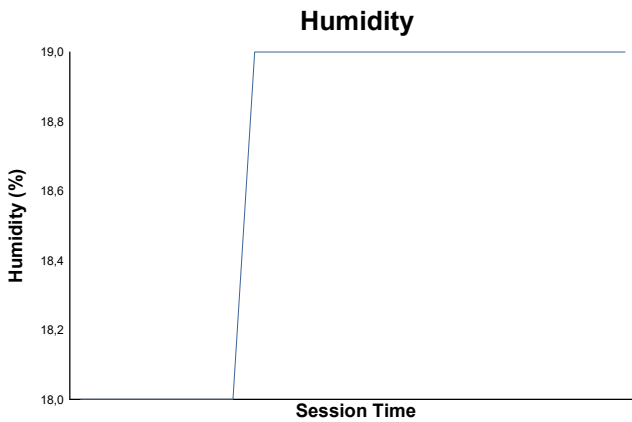
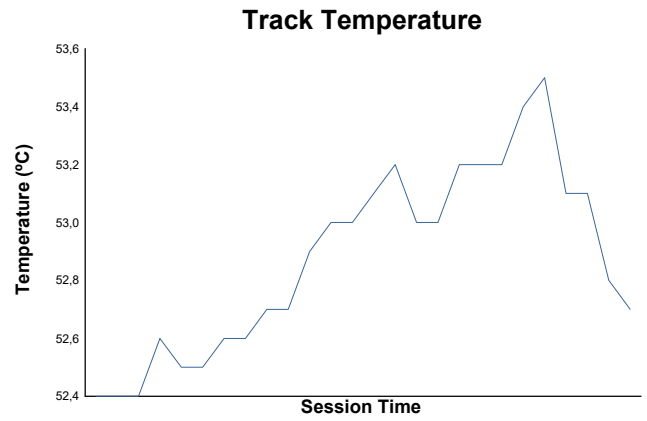
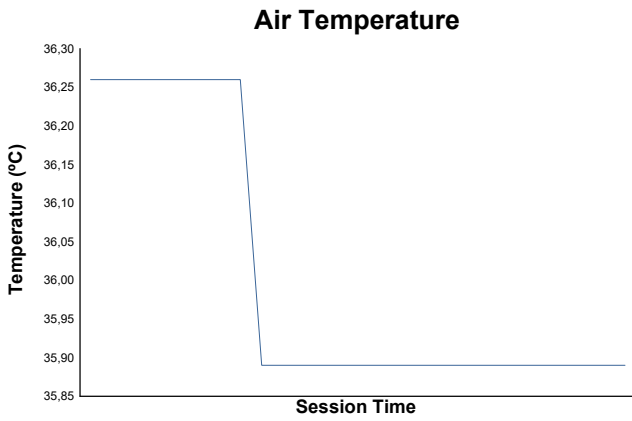
Published at: .....

<p><b>Race Director:</b> Maxi GUERRERO</p>		<p><b>Timekeeper:</b> Alberto ESTEBANEZ</p>	
--	--	---	--



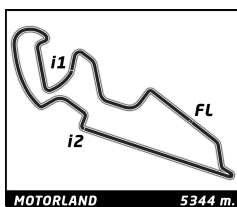
**ROUND 3 - MOTORLAND**  
Campeonato de España de GT-CET  
Carrera 1

Weather Report



Track Status: **DRY**





## Campeonato de España de GT-CET

### ROUND 3 - MOTORLAND

#### Carrera 2 (48 Minutes +1 Lap)

### Final Classification

No Drivers	Team	Car	Cl.	Laps	Total Time	Gap	Kph	Best Lap			
								Lap	Time		
1	125 L. MENDIETA(Jf)/J. FUSET	PCR SPORT	PORSCHE 992 GT3 CUP	GPX	22	<b>51:05.265</b>	-	138.1	17	<b>2:00.781</b>	159.3
2	138 A. SANABRIA/P. BRAS	ESCUADERIA FARAON	PORSCHE 992 GT3 CUP	GPX	22	<b>51:16.098</b>	+10.833	137.6	16	<b>2:00.992</b>	159.0
3	124 M. BERTOLÍN	GT CORSE RACING	BMW M4 GT4 EVO	GT4	22	<b>52:24.583</b>	+1:19.318	134.6	8	<b>2:06.410</b>	152.2
4	119 J. SMÖRG/E. GENE	PROMOTION MOTORSPORT	BMW M4 GT4	GT4	22	<b>53:05.875</b>	+2:00.610	132.9	4	<b>2:05.371</b>	153.5
5	25 P. CARREGAL	E2P	BMW M2 CS RACING	TC1	22	<b>53:10.311</b>	+2:05.046	132.7	4	<b>2:10.620</b>	147.3
6	11 A. RODRIGUEZ/R. MORENO	DRIVER'S ACADEMY	PEUGEOT 308 CUP	TC2	21	<b>51:29.466</b>	1 Lap	130.8	15	<b>2:13.798</b>	143.8
7	129 H. ARRUBARRENA/A. ARISTI	PCR SPORT	MERCEDES AMG GT4	GT4	21	<b>51:33.660</b>	1 Lap	130.6	6	<b>2:08.615</b>	149.6
8	9 O. APARICIO/Á. BARBA	HISPANO ALEMAN RACING TEAM	BMW M2 CS RACING	TC1	21	<b>52:15.036</b>	1 Lap	128.9	6	<b>2:10.707</b>	147.2
9	120 S. BARRET/S. GERVAIS(Jf)	VORTEX	VORTEX	GPX	21	<b>52:30.508</b>	1 Lap	128.2	21	<b>2:10.485</b>	147.4
10	180 J. LOPEZ(Jf)/A. RODRIGUEZ	PLEMAR SPORT	ALPINE A-110 CUP	GPR	21	<b>52:43.389</b>	1 Lap	127.7	4	<b>2:10.447</b>	147.5
11	140 A. DA ROCHA	MONTEIROS COMPETICOES	BMW M4 GT4	GT4	20	<b>52:08.079</b>	2 Laps	123.0	14	<b>2:21.577</b>	135.9
12	20 M. GARCIA	BALBOR MOTORSPORT	RENAUL CLIO CUP IV	TC4	20	<b>53:00.459</b>	2 Laps	121.0	18	<b>2:23.718</b>	133.9
13	13 O. VERGARA	TEAM VRT	RENAULT CLIO CUP IV	TC4	20	<b>53:15.519</b>	2 Laps	120.4	3	<b>2:23.266</b>	134.3
14	1 J. ALBORS (Jf)/G. LÓPEZ	BALBOR MOTORSPORT	RENAULT CLIO CUP IV	TC4	19	<b>51:29.161</b>	3 Laps	118.3	2	<b>2:24.215</b>	133.4
15	21 N. POZZUTO/M. POZZUTO(Jr)	HISPANO ALEMAN RACING TEAM	MINI COOPER	TC6	19	<b>51:48.544</b>	3 Laps	117.6	3	<b>2:33.161</b>	125.6
16	3 L. CHILLIDA(JF)	MDTE RACING	MINI COOPER	TC6	19	<b>51:50.989</b>	3 Laps	117.5	18	<b>2:31.233</b>	127.2
17	24 C. NICULAI/F. BRACO	HISPANO ALEMAN RACING TEAM	MINI COOPER	TC6	19	<b>51:58.664</b>	3 Laps	117.2	3	<b>2:33.394</b>	125.4
18	41 C. CORTÉS	DRIVER'S ACADEMY	RENAULT CLIO CUP V	TC5	19	<b>52:00.247</b>	3 Laps	117.1	14	<b>2:30.574</b>	127.8
<b>Not classified</b>											
12	C. MEDINA/D. DE LA PEÑA	HISPANO ALEMAN RACING TEAM	MINI COOPER	TC6	14	<b>40:05.081</b>			12	<b>2:35.997</b>	123.3
121	A. GOMEZ/P. CHARLES	VORTEX	VORTEX 2.0	GPX	12	<b>40:25.261</b>			3	<b>2:00.215</b>	160.0
<b>Not Started</b>											
15	A. GOROSTIZA(JF)/S. HEBRARD	UCAV RACING	BMW M2 CS RACING	TC1							

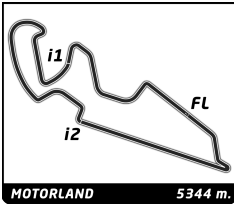
<b>Pole Position:</b>	Pascal CHARLES	<b>1:59.864</b>	160.5 Kph
<b>Fastest Lap:</b>	Lap 3 Arnaud GOMEZ	<b>2:00.215</b>	160.0 Kph

CAR #140 - TIME PENALTY OF 1 + 4 SECONDS - TRACK LIMITS

Published at: .....

Track Status: **DRY**

<b>Stewards:</b> Josep CARTANYA                      Arturo HERNANDEZ                      Ana Paula FERREIRA	<b>Timekeeper:</b> Alberto ESTÉBANEZ 
--	---



## Campeonato de España de GT-CET

### ROUND 3 - MOTORLAND

#### Carrera 2 (48 Minutes +1 Lap)

### Final Classification by Class

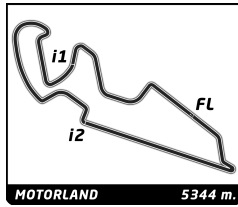
No Drivers	Team	Car	Laps	Total Time	Gap	Kph	Best Lap		
							Lap	Time	Kph
<b>GPR</b>									
1 180 J. LOPEZ(Jf) / A. RODRIGUEZ	PLEMAR SPORT	ALPINE A-110 CUP	21	52:43.389		127.7	4	2:10.447	147.5
<b>GPX</b>									
1 125 L. MENDIETA(Jf) / J. FUSET	PCR SPORT	PORSCHE 992 GT3 CUP	22	51:05.265		138.1	17	2:00.781	159.3
2 138 A. SANABRIA / P. BRAS	ESCUADERIA FARAON	PORSCHE 992 GT3 CUP	22	51:16.098	+10.833	137.6	16	2:00.992	159.0
3 120 S. BARRET / S. GERVAIS(Jf)	VORTEX	VORTEX	21	52:30.508	1 Lap	128.2	21	2:10.485	147.4
■ <i>Not classified</i>									
121 A. GOMEZ / P. CHARLES	VORTEX	VORTEX 2.0	12	40:25.261			3	2:00.215	160.0
<b>GT4</b>									
1 124 M. BERTOLÍN	GT CORSE RACING	BMW M4 GT4 EVO	22	52:24.583		134.6	8	2:06.410	152.2
2 119 J. SMÖRG / E. GENE	PROMOTION MOTORSPORT	BMW M4 GT4	22	53:05.875	+41.292	132.9	4	2:05.371	153.5
3 129 H. ARRUIBARRENA / A. ARISTI	PCR SPORT	MERCEDES AMG GT4	21	51:33.660	1 Lap	130.6	6	2:08.615	149.6
4 140 A. DA ROCHA	MONTEIROS COMPETICOES	BMW M4 GT4	20	52:08.079	2 Laps	123.0	14	2:21.577	135.9
<b>TC1</b>									
1 25 P. CARREGAL	E2P	BMW M2 CS RACING	22	53:10.311		132.7	4	2:10.620	147.3
2 9 O. APARICIO / Á. BARBA	HISPANO ALEMAN RACING TEAM	BMW M2 CS RACING	21	52:15.036	1 Lap	128.9	6	2:10.707	147.2
■ <i>Not Started</i>									
15 A. GOROSTIZA(Jf) / S. HEBRARD	UCAV RACING	BMW M2 CS RACING							
<b>TC2</b>									
1 11 A. RODRIGUEZ / R. MORENO	DRIVER'S ACADEMY	PEUGEOT 308 CUP	21	51:29.466		130.8	15	2:13.798	143.8
<b>TC4</b>									
1 20 M. GARCIA	BALBOR MOTORSPORT	RENAUL CLIO CUP IV	20	53:00.459		121.0	18	2:23.718	133.9
2 13 O. VERGARA	TEAM VRT	RENAULT CLIO CUP IV	20	53:15.519	+15.060	120.4	3	2:23.266	134.3
3 1 J. ALBORS (Jf) / G. LÓPEZ	BALBOR MOTORSPORT	RENAULT CLIO CUP IV	19	51:29.161	1 Lap	118.3	2	2:24.215	133.4
<b>TC5</b>									
1 41 C. CORTÉS	DRIVER'S ACADEMY	RENAULT CLIO CUP V	19	52:00.247		117.1	14	2:30.574	127.8
<b>TC6</b>									
1 21 N. POZZUTO / M. POZZUTO(Jr)	HISPANO ALEMAN RACING TEAM	MINI COOPER	19	51:48.544		117.6	3	2:33.161	125.6
2 3 L. CHILLIDA(Jf)	MDTE RACING	MINI COOPER	19	51:50.989	+2.445	117.5	18	2:31.233	127.2
3 24 C. NICULAI / F. BRACO	HISPANO ALEMAN RACING TEAM	MINI COOPER	19	51:58.664	+10.120	117.2	3	2:33.394	125.4
■ <i>Not classified</i>									
12 C. MEDINA / D. DE LA PEÑA	HISPANO ALEMAN RACING TEAM	MINI COOPER	14	40:05.081			12	2:35.997	123.3

CAR #140 - TIME PENALTY OF 1 + 4 SECONDS - TRACK LIMITS

Published at: .....

Track Status: **DRY**

<b>Stewards:</b> Josep CARTANYA                      Arturo HERNANDEZ                      Ana Paula FERREIRA	<b>Timekeeper:</b> Alberto ESTÉBANEZ 
--	---



## Campeonato de España de GT-CET

### ROUND 3 - MOTORLAND

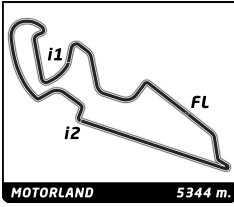
#### Carrera 2

### Provisional Classification by Driver Fastest Lap

No	Team	Car	Class	Driver	Time Lap	Total	Gap	Kph	
1	121	VORTEX	VORTEX 2.0	GPX	<b>Arnaud GOMEZ</b>	2:00.215	3	7	160.0
2	125	PCR SPORT	PORSCHE 992 GT3 CUP	GPX	<b>Jordi FUSET</b>	2:00.781	5	10	0.566 0.566 159.3
3	138	ESCUADERIA FARAON	PORSCHE 992 GT3 CUP	GPX	<b>Pablo BRAS</b>	2:00.992	4	10	0.777 0.211 159.0
4	121	VORTEX	VORTEX 2.0	GPX	<b>Pascal CHARLES</b>	2:02.674	4	5	2.459 1.682 156.8
5	138	ESCUADERIA FARAON	PORSCHE 992 GT3 CUP	GPX	<b>Agustin SANABRIA</b>	2:03.663	3	12	3.448 0.989 155.6
6	125	PCR SPORT	PORSCHE 992 GT3 CUP	GPX	<b>Lorenzo MENDIETA(Jf)</b>	2:03.902	3	12	3.687 0.239 155.3
7	119	PROMOTION MOTORSPORT	BMW M4 GT4	GT4	<b>Eric GENE</b>	2:05.371	4	12	5.156 1.469 153.5
8	124	GT CORSE RACING	BMW M4 GT4 EVO	GT4	<b>Manuel BERTOLÍN</b>	2:06.410	8	22	6.195 1.039 152.2
9	129	PCR SPORT	MERCEDES AMG GT4	GT4	<b>Antonio ARISTI</b>	2:08.615	6	13	8.400 2.205 149.6
10	180	PLEMAR SPORT	ALPINE A-110 CUP	GPR	<b>Alvaro RODRIGUEZ</b>	2:10.447	4	12	10.232 1.832 147.5
11	119	PROMOTION MOTORSPORT	BMW M4 GT4	GT4	<b>JM SMÖRG</b>	2:10.449	3	10	10.234 0.002 147.5
12	120	VORTEX	VORTEX	GPX	<b>Stéphane BARRET</b>	2:10.485	10	10	10.270 0.036 147.4
13	129	PCR SPORT	MERCEDES AMG GT4	GT4	<b>Harriet ARRUBARRENA</b>	2:10.564	7	8	10.349 0.079 147.3
14	25	E2P	BMW M2 CS RACING	TC1	<b>Pablo CARREGAL</b>	2:10.620	4	22	10.405 0.056 147.3
15	9	HISPANO ALEMAN RACING TEAM	BMW M2 CS RACING	TC1	<b>Álvaro BARBA</b>	2:10.707	6	12	10.492 0.087 147.2
16	11	DRIVER'S ACADEMY	PEUGEOT 308 CUP	TC2	<b>Alvaro RODRIGUEZ</b>	2:13.798	2	8	13.583 3.091 143.8
17	11	DRIVER'S ACADEMY	PEUGEOT 308 CUP	TC2	<b>Roberto F. MORENO</b>	2:15.631	7	13	15.416 1.833 141.8
18	9	HISPANO ALEMAN RACING TEAM	BMW M2 CS RACING	TC1	<b>Oscar APARCIO</b>	2:16.549	7	9	16.334 0.918 140.9
19	120	VORTEX	VORTEX	GPX	<b>Stephane GERVAIS(Jf)</b>	2:17.353	6	11	17.138 0.804 140.1
20	140	MONTEIROS COMPETICOES	BMW M4 GT4	GT4	<b>Antonio J.N. DA ROCHA</b>	2:21.577	14	20	21.362 4.224 135.9
21	180	PLEMAR SPORT	ALPINE A-110 CUP	GPR	<b>Jose Luis LOPEZ(Jf)</b>	2:21.622	9	9	21.407 0.045 135.8
22	13	TEAM VRT	RENAULT CLIO CUP IV	TC4	<b>Oscar VERGARA</b>	2:23.266	3	20	23.051 1.644 134.3
23	20	BALBOR MOTORSPORT	RENAUL CLIO CUP IV	TC4	<b>Marcos GARCIA</b>	2:23.718	18	20	23.503 0.452 133.9
24	1	BALBOR MOTORSPORT	RENAULT CLIO CUP IV	TC4	<b>Germán LÓPEZ</b>	2:24.215	2	11	24.000 0.497 133.4
25	1	BALBOR MOTORSPORT	RENAULT CLIO CUP IV	TC4	<b>Jose Luis ALBORS (Jf)</b>	2:28.837	3	8	28.622 4.622 129.3
26	41	DRIVER'S ACADEMY	RENAULT CLIO CUP V	TC5	<b>Carlos CORTÉS</b>	2:30.574	14	19	30.359 1.737 127.8
27	3	MDTE RACING	MINI COOPER	TC6	<b>Luis CHILLIDA(JF)</b>	2:31.233	18	19	31.018 0.659 127.2
28	21	HISPANO ALEMAN RACING TEAM	MINI COOPER	TC6	<b>Marcos POZZUTO(Jr)</b>	2:33.161	3	10	32.946 1.928 125.6
29	24	HISPANO ALEMAN RACING TEAM	MINI COOPER	TC6	<b>Catalin NICULAI</b>	2:33.394	3	10	33.179 0.233 125.4
30	24	HISPANO ALEMAN RACING TEAM	MINI COOPER	TC6	<b>Francisco BRACO</b>	2:33.399	4	9	33.184 0.005 125.4
31	21	HISPANO ALEMAN RACING TEAM	MINI COOPER	TC6	<b>Nahuel D. POZZUTO</b>	2:34.082	5	9	33.867 0.683 124.9
32	12	HISPANO ALEMAN RACING TEAM	MINI COOPER	TC6	<b>Carlos MEDINA</b>	2:35.997	2	4	35.782 1.915 123.3
33	12	HISPANO ALEMAN RACING TEAM	MINI COOPER	TC6	<b>Daniel DE LA PEÑA</b>	2:41.098	2	10	40.883 5.101 119.4
34	15	UCAV RACING	BMW M2 CS RACING	TC1	<b>Sacha HEBRARD</b>				
35	15	UCAV RACING	BMW M2 CS RACING	TC1	<b>Asier GOROSTIZA(JF)</b>				

Published at: .....

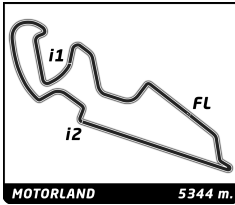
<b>Race Director:</b> Maxi GUERRERO 	<b>Timekeeper:</b> Alberto ESTÉBANEZ 
--	---



**Campeonato de España de GT-CET**  
**ROUND 3 - MOTORLAND**  
**Carrera 2**

**Lap Chart**

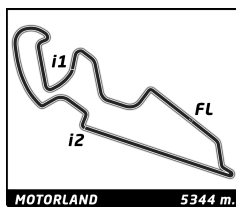
		Lap																							
No	Pos	Grid	1	2	3	4	5	6	7	8	9	10	11	12	13	14	15	16	17	18	19	20	21	22	
121	<b>1</b>	121	121	121	121	121	121	138	138	138	138	138	138	138	129	125	125	125	125	125	125	125	125	125	125
125	<b>2</b>	125	138	138	138	138	138	121	125	125	125	125	125	125	11	138	138	138	138	138	138	138	138	138	138
138	<b>3</b>	138	125	125	125	125	125	125	119	119	119	119	119	119	125	124	124	124	124	124	124	124	124	124	124
119	<b>4</b>	119	119	119	119	119	119	119	124	124	124	124	124	124	138	119	119	119	119	119	119	119	119	119	119
124	<b>5</b>	124	124	124	124	124	124	124	9	9	9	9	9	9	129	124	25	25	25	25	25	25	25	25	25
15	<b>6</b>	15	9	9	9	9	9	9	25	25	25	25	25	9	119	11	11	11	11	11	11	11	11	11	11
180	<b>7</b>	180	25	129	25	25	25	25	180	180	180	180	180	25	25	180	129	129	129	129	129	129	129	129	129
25	<b>8</b>	25	129	25	180	180	180	180	129	129	129	129	129	11	180	9	9	9	9	9	9	9	9	9	9
129	<b>9</b>	129	180	180	129	129	129	129	11	11	11	11	11	11	180	9	129	180	180	180	180	180	180	120	120
9	<b>10</b>	9	120	120	11	11	11	11	120	120	120	120	120	140	120	120	120	120	120	120	120	120	180	180	180
120	<b>11</b>	120	140	11	120	120	120	120	140	140	140	140	140	41	140	140	140	140	140	140	140	140	140	140	140
140	<b>12</b>	140	11	140	140	140	140	140	20	20	20	20	20	20	20	20	20	20	20	20	20	20	20	20	20
11	<b>13</b>	11	1	1	1	1	20	20	1	1	1	1	1	1	1	13	13	13	13	13	13	13	13	13	13
20	<b>14</b>	20	20	20	20	20	1	1	13	13	13	13	13	21	13	1	1	1	1	1	1	1	1	1	1
1	<b>15</b>	1	41	13	13	13	13	13	41	41	41	41	41	20	21	21	21	21	21	21	41	41	41	41	41
13	<b>16</b>	13	3	41	41	41	41	41	3	3	3	3	3	13	24	24	24	41	41	41	21	3	3	3	3
41	<b>17</b>	41	13	3	3	3	3	3	24	24	24	24	24	21	24	41	41	41	24	3	3	24	24	24	24
3	<b>18</b>	3	24	24	24	24	24	24	21	21	21	21	24	3	3	3	3	3	24	24	41	41	41	41	41
21	<b>19</b>	21	21	21	21	21	21	21	12	12	12	12	12	12	12	12	12	12	12	12	12	12	12	12	12
24	<b>20</b>	24	12	12	12	12	12	12	121	121	121	121	121	121	121	121	121	121	121	121	121	121	121	121	121
12	<b>21</b>	12																							



## Campeonato de España de GT-CET ROUND 3 - MOTORLAND Carrera 2

### Best Sector Times

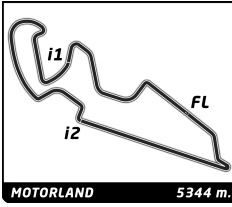
Sector 1		Sector 2		Sector 3		No Team	Class	Ideal Lap	Best Lap		
No Driver	Time	No Driver	Time	No Driver	Time						
1	121 A.GOMEZ	31.179	121 A.GOMEZ	52.336	125 J.FUSET	36.027	1	121 VORTEX	GPX	1:59.866	2:00.215 (1)
2	125 J.FUSET	31.426	125 J.FUSET	52.867	138 P.BRAS	36.256	2	125 PCR SPORT	GPX	2:00.320	2:00.781 (2)
3	138 P.BRAS	31.447	138 P.BRAS	52.898	121 A.GOMEZ	36.351	3	138 ESCUDERIA FARAON	GPX	2:00.601	2:00.992 (3)
4	119 E.GENE	32.404	119 E.GENE	54.511	119 E.GENE	38.209	4	119 PROMOTION MOTORSPORT	GT4	2:05.124	2:05.371 (4)
5	124 M.BERTOLÍN	32.505	124 M.BERTOLÍN	55.037	120 S.BARRET	38.342	5	124 GT CORSE RACING	GT4	2:05.960	2:06.410 (5)
6	129 A.ARISTI	33.406	129 A.ARISTI	55.669	124 M.BERTOLÍN	38.418	6	129 PCR SPORT	GT4	2:08.032	2:08.615 (6)
7	180 A.RODRIGUEZ	33.908	180 A.RODRIGUEZ	56.505	9 Á.BARBA	38.833	7	120 VORTEX	GPX	2:10.088	2:10.485 (8)
8	25 P.CARREGAL	34.089	9 Á.BARBA	57.142	129 A.ARISTI	38.957	8	180 PLEMAR SPORT	GPR	2:10.294	2:10.447 (7)
9	9 Á.BARBA	34.335	25 P.CARREGAL	57.313	25 P.CARREGAL	39.078	9	9 HISPANO ALEMAN RACING TEAM	TC1	2:10.310	2:10.707 (10)
10	120 S.BARRET	34.390	120 S.BARRET	57.356	180 A.RODRIGUEZ	39.881	10	25 E2P	TC1	2:10.480	2:10.620 (9)
11	11 A.RODRIGUEZ	34.692	11 A.RODRIGUEZ	57.949	11 A.RODRIGUEZ	41.030	11	11 DRIVER'S ACADEMY	TC2	2:13.671	2:13.798 (11)
12	140 A.DA ROCHA	36.664	140 A.DA ROCHA	1:00.693	140 A.DA ROCHA	43.957	12	140 MONTEIROS COMPETICOES	GT4	2:21.314	2:21.577 (12)
13	20 M.GARCIA	36.924	13 O.VERGARA	1:01.799	13 O.VERGARA	44.101	13	13 TEAM VRT	TC4	2:23.096	2:23.266 (13)
14	1 G.LÓPEZ	37.055	20 M.GARCIA	1:02.046	20 M.GARCIA	44.246	14	20 BALBOR MOTORSPORT	TC4	2:23.216	2:23.718 (14)
15	13 O.VERGARA	37.196	1 G.LÓPEZ	1:02.364	1 G.LÓPEZ	44.665	15	1 BALBOR MOTORSPORT	TC4	2:24.084	2:24.215 (15)
16	3 L.CHILLIDA(JF)	38.794	3 L.CHILLIDA(JF)	1:04.423	41 C.CORTÉS	45.887	16	41 DRIVER'S ACADEMY	TC5	2:29.808	2:30.574 (16)
17	41 C.CORTÉS	38.988	41 C.CORTÉS	1:04.933	3 L.CHILLIDA(JF)	46.940	17	3 MDTE RACING	TC6	2:30.157	2:31.233 (17)
18	24 C.NICULAI	39.642	21 M.POZZUTO(Jr)	1:05.250	24 C.NICULAI	47.726	18	21 HISPANO ALEMAN RACING TEAM	TC6	2:32.802	2:33.161 (18)
19	21 M.POZZUTO(Jr)	39.778	24 C.NICULAI	1:05.663	21 M.POZZUTO(Jr)	47.774	19	24 HISPANO ALEMAN RACING TEAM	TC6	2:33.031	2:33.394 (19)
20	12 C.MEDINA	40.494	12 C.MEDINA	1:06.292	12 D.DE LA PEÑA	48.836	20	12 HISPANO ALEMAN RACING TEAM	TC6	2:35.622	2:35.997 (20)



**Campeonato de España de GT-CET**  
**ROUND 3 - MOTORLAND**  
**Carrera 2**

**Best Top Speed**





Team	Car	Class	Top Speed	Top 1 Kph Lap	Top 2 Kph Lap	Top 3 Kph Lap	Top 4 Kph Lap	Top 5 Kph Lap	Avg					
121 VORTEX	VORTEX 2.0	GPX	P. CHARLES	265.4	11	262.1	6	262.1	4	262.1	3	261.5	12	262,6
125 PCR SPORT	PORSCHE 992 GT3 CUP	GPX	L. MENDIETA(Jr)	264.1	7	264.1	16	263.4	3	263.4	6	263.4	8	263,7
138 ESCUDERIA FARAON	PORSCHE 992 GT3 CUP	GPX	P. BRAS	262.8	16	262.1	21	262.1	20	262.1	17	260.9	8	262,0
120 VORTEX	VORTEX	GPX	S. BARRET	259.6	19	259.0	20	258.4	7	257.8	18	257.8	5	258,5
25 E2P	BMW M2 CS RACING	TC1	P. CARREGAL	257.1	12	256.5	1	255.9	4	255.3	7	253.5	22	255,7
9 HISPANO ALEMAN RACING TEAM	BMW M2 CS RACING	TC1	O. APARICIO	255.9	16	254.1	19	254.1	17	254.1	3	252.3	7	254,1
124 GT CORSE RACING	BMW M4 GT4 EVO	GT4	M. BERTOLÍN	252.3	20	251.2	6	250.6	21	250.0	8	249.4	12	250,7
119 PROMOTION MOTORSPORT	BMW M4 GT4	GT4	E. GENE	250.6	7	250.6	6	250.6	4	250.6	12	250.0	8	250,5
129 PCR SPORT	MERCEDES AMG GT4	GT4	A. ARISTI	249.4	1	247.7	20	247.7	7	247.1	6	246.0	13	247,6
180 PLEMAR SPORT	ALPINE A-110 CUP	GPR	A. RODRIGUEZ	240.5	2	240.0	4	239.5	3	238.9	5	238.4	1	239,5
11 DRIVER'S ACADEMY	PEUGEOT 308 CUP	TC2	R. MORENO	228.8	1	227.4	20	226.9	4	226.4	21	226.4	14	227,2
140 MONTEIROS COMPETICOES	BMW M4 GT4	GT4	A. DA ROCHA	213.4	13	210.5	7	210.1	19	209.3	1	209.3	14	210,5
20 BALBOR MOTORSPORT	RENAUL CLIO CUP IV	TC4	M. GARCIA	213.0	2	211.4	7	210.9	6	210.5	5	210.1	12	211,2
13 TEAM VRT	RENAULT CLIO CUP IV	TC4	O. VERGARA	210.5	5	209.3	1	208.9	4	208.9	2	208.1	3	209,1
1 BALBOR MOTORSPORT	RENAULT CLIO CUP IV	TC4	G. LÓPEZ	207.3	11	206.9	2	206.1	6	206.1	3	205.7	5	206,4
41 DRIVER'S ACADEMY	RENAULT CLIO CUP V	TC5	C. CORTÉS	203.4	5	203.0	14	202.6	18	202.6	12	202.6	11	202,8
3 MDTE RACING	MINI COOPER	TC6	L. CHILLIDA(JF)	201.1	2	200.7	16	200.7	6	200.4	4	200.0	3	200,6
24 HISPANO ALEMAN RACING TEAM	MINI COOPER	TC6	F. BRACO	194.6	11	194.2	2	193.9	12	193.5	14	193.5	3	193,9
21 HISPANO ALEMAN RACING TEAM	MINI COOPER	TC6	M. POZZUTO(Jr)	192.9	2	190.5	6	190.5	4	189.8	1	189.5	17	190,6
12 HISPANO ALEMAN RACING TEAM	MINI COOPER	TC6	D. DE LA PEÑA	188.5	9	185.9	12	184.9	2	184.6	10	184.3	4	185,6
15 UCAV RACING	BMW M2 CS RACING	TC1												

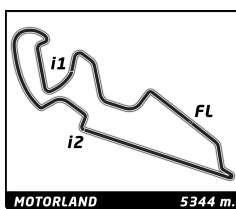


**Campeonato de España de GT-CET**  
**ROUND 3 - MOTORLAND**

Carrera 2

**Flag Analysis**

Flag	Time
 GREEN FLAG	11:09:31.039
 SAFETY CAR	11:26:31.381
 GREEN FLAG	11:36:19.313
 CHEQUERED FLAG	12:00:36.304



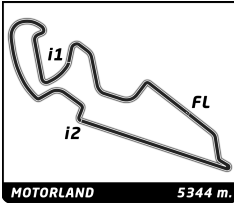
## Campeonato de España de GT-CET

### ROUND 3 - MOTORLAND

#### Carrera 2

#### Leader Sequence by Class

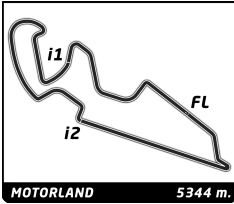
No	Team	Car	Start Lap	End Lap	Laps	Total Laps
<b>GPR</b>						
180	PLEMAR SPORT	ALPINE A-110 CUP	1	21	21	21
<b>GPX</b>						
121	VORTEX	VORTEX 2.0	1	5	5	5
138	ESCUADERIA FARAON	PORSCHE 992 GT3 CUP	6	12	7	7
125	PCR SPORT	PORSCHE 992 GT3 CUP	13	22	10	10
<b>GT4</b>						
119	PROMOTION MOTORSPORT	BMW M4 GT4	1	12	12	12
129	PCR SPORT	MERCEDES AMG GT4	13	13	1	1
124	GT CORSE RACING	BMW M4 GT4 EVO	14	22	9	9
<b>TC1</b>						
9	HISPANO ALEMAN RACING TEAM	BMW M2 CS RACING	1	12	12	12
25	E2P	BMW M2 CS RACING	13	22	10	10
<b>TC2</b>						
11	DRIVER'S ACADEMY	PEUGEOT 308 CUP	1	21	21	21
<b>TC4</b>						
1	BALBOR MOTORSPORT	RENAULT CLIO CUP IV	1	4	4	4
20	BALBOR MOTORSPORT	RENAUL CLIO CUP IV	5	11	7	7
1	BALBOR MOTORSPORT	RENAULT CLIO CUP IV	12	12	1	5
20	BALBOR MOTORSPORT	RENAUL CLIO CUP IV	13	20	8	15
<b>TC5</b>						
41	DRIVER'S ACADEMY	RENAULT CLIO CUP V	1	19	19	19
<b>TC6</b>						
3	MDTE RACING	MINI COOPER	1	11	11	11
21	HISPANO ALEMAN RACING TEAM	MINI COOPER	12	19	8	8



**Campeonato de España de GT-CET**  
**ROUND 3 - MOTORLAND**  
**Carrera 2**

**Fastest Lap Sequence**

Elapsed	No Team	Car	Class	Driver	Time	Kph	Lap
4:03.027	121 VORTEX	VORTEX 2.0	GPX	Arnaud GOMEZ	2:01.513	158.3	2
6:03.242	121 VORTEX	VORTEX 2.0	GPX	Arnaud GOMEZ	2:00.215	160.0	3



## Campeonato de España de GT-CET

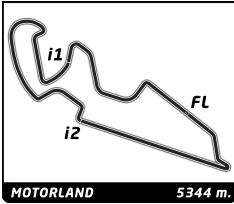
### ROUND 3 - MOTORLAND

#### Carrera 2

#### Analysis by lap

Lapped ■

No	Lap Time	Gap	No	Lap Time	Gap	No	Lap Time	Gap	No	Lap Time	Gap	No	Lap Time	Gap						
<b>Lap 1</b>																				
121	2:01.514	0.000	120	2:22.682	1:11.774	124	2:07.040	18.007	125	2:48.639	1.238	11	3:24.435	14.822	24	3:31.931	1 Lap			
138	2:06.722	5.208	140	2:27.004	1:17.192	3	2:33.544	1 Lap	119	2:42.647	5.303	21	3:31.998	1 Lap	120	2:45.983	1:27.881	12	2:49.511	1 Lap
125	2:08.507	6.993	1	2:26.161	1:17.830	24	2:34.778	1 Lap	124	2:36.072	1 Lap	140	2:41.114	1:38.154	9	3:17.254	1:30.247	25	3:13.903	1:31.223
119	2:09.142	7.628	20	2:26.526	1:18.840	9	2:10.707	42.752	20	2:36.402	7.559	41	3:02.879	1 Lap	180	3:15.014	1:32.792			
124	2:11.639	10.125	13	2:23.266	1:23.131	25	2:13.241	46.678	1	2:37.336	1 Lap	3	3:02.340	1 Lap	24	2:49.938	1 Lap			
9	2:14.245	12.731	41	2:31.992	1:36.835	180	2:13.079	47.794	24	2:33.394	1:44.867	21	2:48.220	1 Lap	129	2:47.596	1:41.054			
25	2:14.463	12.949	24	2:32.027	1:38.713	129	2:08.615	1:07.464	11	2:15.955	1:36.151	11	2:31.136	1:48.096	12	3:13.794	1 Lap			
129	2:15.015	13.501	21	2:33.161	1:45.284	12	2:41.615	1 Lap	120	2:17.353	1:44.433	120	3:13.606	3:12.027	129	2:47.596	1:41.054			
180	2:16.199	14.685	<b>Lap 4</b>																	
120	2:26.794	25.280	121	2:00.246																
140	2:28.157	26.643	12	2:42.053	1 Lap															
11	2:28.610	27.096	138	2:04.013	15.320															
1	2:30.696	29.182	125	2:04.931	18.596															
20	2:31.276	29.762	119	2:05.371	22.477															
41	2:36.006	34.492	124	2:06.660	28.139															
3	2:37.409	35.895	9	2:10.824	44.671															
13	2:39.818	38.304	25	2:10.620	45.455															
24	2:40.530	39.016	180	2:10.447	46.598															
21	2:40.979	39.465	129	2:16.832	54.761															
12	2:46.129	44.615	11	2:16.868	1:26.628															
<b>Lap 2</b>																				
121	2:01.513																			
138	2:04.410	8.105	120	2:19.666	1:31.194															
125	2:04.744	10.224	140	2:24.917	1:41.863															
119	2:06.073	12.188	1	2:25.667	1:43.251															
124	2:06.700	15.312	20	2:24.939	1:43.533															
9	2:12.005	23.223	13	2:24.468	1:47.353															
129	2:11.542	23.530																		
25	2:12.097	23.533																		
180	2:11.043	24.215																		
120	2:25.540	49.307																		
11	2:23.996	49.579																		
140	2:25.273	50.403																		
1	2:24.215	51.884																		
20	2:24.280	52.529																		
13	2:23.289	1:00.080																		
41	2:32.079	1:05.058																		
3	2:32.519	1:06.901																		
24	2:34.185	1:11.688																		
21	2:34.386	1:12.338																		
12	2:41.098	1:24.200																		
<b>Lap 3</b>																				
121	2:00.215																			
138	2:03.663	11.553																		
125	2:03.902	13.911																		
119	2:05.379	17.352																		
124	2:06.628	21.725																		
9	2:11.085	34.093																		
25	2:11.763	35.081																		
180	2:12.397	36.397																		
129	2:14.860	38.175																		
11	2:20.642	1:10.006																		
<b>Lap 5</b>																				
121	2:06.790																			
41	2:32.404	1 Lap																		
3	2:32.247	1 Lap																		
24	2:34.162	1 Lap																		
138	2:04.087	12.617																		
21	2:34.497	1 Lap																		
125	2:04.527	16.333																		
119	2:05.640	21.327																		
124	2:06.713	28.062																		
12	2:44.041	1 Lap																		
9	2:11.259	49.140																		
25	2:11.867	50.532																		
180	2:12.002	51.810																		
129	2:27.973	1:15.944																		
11	2:17.453	1:37.291																		
120	2:19.771	1:44.175																		
140	2:22.991	1:58.064																		
20	2:24.364	2:01.107																		
1	2:25.389	2:01.850																		
13	2:23.888	2:04.451																		
<b>Lap 6</b>																				
138	2:04.478																			
121	2:18.472	1.377																		
125	2:04.760	3.998																		
119	2:06.164	10.396																		
41	2:32.725	1 Lap																		
<b>Lap 7</b>																				
138	2:05.048																			
20	2:23.738	1 Lap																		
125	2:04.579	3.529																		
1	2:25.224	1 Lap																		
119	2:11.932	11.210																		
124	2:06.711	19.670																		
13	3:01.488	1 Lap																		
41	2:32.568	1 Lap																		
3	2:32.695	1 Lap																		
9	2:11.932	49.636																		
25	2:11.845	53.475																		
180	2:12.106	54.852																		
24	2:33.726	1 Lap																		
21	2:33.816	1 Lap																		
129	2:08.992	1:11.408																		
12	2:42.636	1 Lap																		
11	2:15.631	1:46.734																		
120	2:17.735	1:57.120																		
<b>Lap 8</b>																				
138	2:04.061																			
125	2:03.993	3.461																		
119	2:06.369	13.518																		
140	2:23.776	1 Lap																		
124	2:06.410	22.019																		
20	2:25.944	1 Lap																		
1	2:25.092	1 Lap																		
9	2:18.280	1:03.855																		
13	2:27.782	1 Lap																		
25	2:18.768	1:08.182																		
180	2:17.849	1:08.640																		
41	2:39.240	1 Lap																		
3	2:39.826	1 Lap																		
24	2:44.746	1 Lap																		
21	2:46.216	1 Lap																		
129	2:36.973	1:44.320																		
11	2:25.149	2:07.822																		
12	3:07.078	1 Lap																		
120	2:56.224	2:49.283																		
<b>Lap 9</b>																				
138	2:50.862																			
<b>Lap 10</b>																				
138	3:13.357																			
125	3:13.896	1.777																		
119	3:10.561	2.507																		
140	3:10.335	1 Lap																		
124	3:10.604	4.806																		
20	3:08.118	1 Lap																		
1	3:06.905	1 Lap																		
9	2:27.187	44.077																		
13	2:28.136	1 Lap																		
25	2:28.178	46.044																		
41	2:35.593	1 Lap																		
180	2:35.851	55.286																		
3	2:35.127	1 Lap																		
24	2:34.236	1 Lap																		
21	2:34.122	1 Lap																		
129	2:34.194	1:01.891																		
11	2:29.241	1:03.980																		
121	12:37.175	3 Laps																		
12	2:56.817	1 Lap																		
120	2:56.821	2:55.491																		
140	3:07.460	3:10.633																		
<b>Lap 11</b>																				
138	4:13.593																			
125	4:12.795	0.979																		
119	4:12.241	1.155																		
124	4:11.003	2.216																		
20	4:13.151	1 Lap																		
1	4:16.620	1 Lap																		
9	3:38.673	9.157																		
13	3:38.161	1 Lap																		
25	3:37.688	10.139																		
41	3:30.640	1 Lap																		
180	3:30.253	11.946																		
3	3:30.006	1 Lap																		
129	3:25.800	14.098																		
<b>Lap 12</b>																				
138	2:12.460																			
125	2:12.384	0.903																		
119	2:12.612	1.307																		
124	2:13.468	3.224																		
129	2:11.848	13.486																		
9	2:17.525	14.222																		
25	2:17.595	15.274																		
11	2:18.797	21.159																		
180	2:22.426	21.912																		
20	2:31.081	1 Lap																		
1	2:31.322	1 Lap																		
13	2:35.429	1 Lap																		
41	2:33.675	1 Lap																		
3	2:38.965	1 Lap																		
21	3:54.320	1 Lap																		
24	4:05.021	1 Lap																		
140	2:44.427	2:10.121																		
<b>Lap 13</b>																				
129	2:15.950																			
11	2:22.408	14.131																		
12	3:44.272	2 Laps																		
121	7:03.599	5 Laps																		
41	2:39.780	1 Lap																		
120	3:59.876	1 Lap																		
125	3:44.145	1:15.612																		
138	3:49.434	1:19.998																		
124	4:04.908	1:38.696																		
119	4:11.015	1:42.886																		
25	3:58.139	1:43.977																		
180	4:01.238	1:53.714																		
1	4:04.720	1 Lap																		
9	4:19.076	2:03.862																		
21	2:35.920	1 Lap																		
20	4:14.432	1 Lap																		
13	4:09.947	1 Lap																		
24	2:35.604	1 Lap																		
3	4:17.264	1 Lap																		
121	2:04.544	4 Laps																		
120	2:16.987	3:02.848																		
12	2:35.997	1 Lap																		
<b>Lap 14</b>																				
125	2:01.433																			
138	2:01.275	4.228																		
140	3:50.369	1 Lap																		
124	2:07.500	29.151																		
119	2:11.126	36.967																		

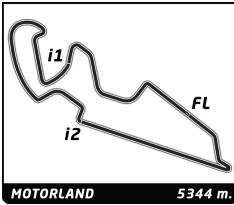


**Campeonato de España de GT-CET**  
**ROUND 3 - MOTORLAND**  
**Carrera 2**

**Analysis by lap**

Lapped

No	Lap Time	Gap	No	Lap Time	Gap	No	Lap Time	Gap	No	Lap Time	Gap	No	Lap Time	Gap
25	2:10.884	37.816	1	2:30.345	2 Laps	9	2:16.549	1 Lap						
11	3:59.087	56.173	21	2:34.082	2 Laps	180	2:22.611	1 Lap						
180	2:26.276	1:02.945	120	2:14.438	1 Lap	120	2:10.897	1 Lap						
9	2:19.109	1:05.926	24	2:34.211	2 Laps	124	2:06.850	1:07.047						
129	4:29.896	1:12.851	41	2:32.058	2 Laps	20	2:23.718	2 Laps						
20	2:24.712	1 Lap	3	2:32.303	2 Laps	13	2:25.267	2 Laps						
1	2:32.105	1 Lap	124	2:06.813	46.852	119	2:11.542	1:38.805						
13	2:24.174	1 Lap	119	2:12.385	1:07.135	25	2:13.617	1:44.608						
121	2:03.971	4 Laps	25	2:12.103	1:07.665	1	2:35.598	2 Laps						
21	2:36.188	1 Lap	140	2:25.252	1 Lap									
24	2:36.451	1 Lap	11	2:14.243	1:33.682									
41	4:15.432	1 Lap	129	2:11.943	1:45.421									
3	2:32.995	1 Lap												
<b>Lap 15</b>			<b>Lap 18</b>			<b>Lap 21</b>								
125	2:01.810		125	2:01.909		125	2:01.578							
120	2:16.605	1 Lap	9	2:19.319	1 Lap	138	2:03.822	6.809						
138	2:01.153	3.571	138	2:01.522	2.541	41	2:30.738	3 Laps						
12	2:38.224	2 Laps	180	2:24.815	1 Lap	21	2:35.441	3 Laps						
140	2:21.577	1 Lap	20	2:24.801	2 Laps	11	2:14.707	1 Lap						
124	2:06.964	34.305	13	2:25.708	2 Laps	3	2:31.233	3 Laps						
119	2:10.449	45.606	120	2:13.555	1 Lap	129	2:10.564	1 Lap						
25	2:10.819	46.825	1	2:34.461	2 Laps	24	2:35.398	3 Laps						
11	2:13.798	1:08.161	124	2:10.479	55.422	140	2:26.757	2 Laps						
129	2:13.238	1:24.279	21	2:35.325	2 Laps	9	2:18.690	1 Lap						
121	2:02.674	4 Laps	41	2:32.538	2 Laps	124	2:09.377	1:14.846						
9	2:21.911	1:26.027	24	2:36.277	2 Laps	120	2:12.962	1 Lap						
180	2:28.113	1:29.248	3	2:31.690	2 Laps	180	2:24.008	1 Lap						
20	2:24.928	1 Lap	119	2:10.943	1:16.169	20	2:24.033	2 Laps						
13	2:25.889	1 Lap	25	2:12.010	1:17.766	13	2:24.567	2 Laps						
1	2:28.837	1 Lap	140	2:27.060	1 Lap	119	2:10.939	1:48.166						
21	2:34.533	1 Lap	11	2:14.085	1:45.858	25	2:11.925	1:54.955						
<b>Lap 16</b>			<b>Lap 19</b>			<b>Lap 22</b>								
125	2:01.986		125	2:01.023		125	2:02.152							
138	2:00.992	2.577	138	2:01.530	3.048	138	2:06.176	10.833						
24	2:33.399	2 Laps	9	2:19.621	1 Lap	1	2:34.607	3 Laps						
41	2:30.574	2 Laps	180	2:22.070	1 Lap	11	2:14.823	1 Lap						
3	2:31.716	2 Laps	20	2:23.979	2 Laps	129	2:14.868	1 Lap						
120	2:18.817	1 Lap	120	2:13.711	1 Lap	21	2:35.085	3 Laps						
124	2:08.501	40.820	13	2:27.342	2 Laps	3	2:33.504	3 Laps						
140	2:22.835	1 Lap	124	2:06.589	1:00.988	24	2:34.055	3 Laps						
119	2:11.911	55.531	1	2:33.861	2 Laps	41	2:48.036	3 Laps						
25	2:11.504	56.343	119	2:12.908	1:28.054	140	2:25.981	2 Laps						
12	2:41.816	2 Laps	25	2:15.039	1:31.782	9	2:19.989	1 Lap						
11	2:14.045	1:20.220	21	2:35.287	2 Laps	124	2:06.624	1:19.318						
121	2:04.548	4 Laps	41	2:31.290	2 Laps	120	2:10.485	1 Lap						
129	2:11.966	1:34.259	3	2:33.579	2 Laps	180	2:21.622	1 Lap						
9	2:19.796	1:43.837	24	2:36.622	2 Laps	20	2:25.575	2 Laps						
180	2:23.970	1:51.232	11	2:14.357	1:59.192	119	2:14.596	2:00.610						
<b>Lap 17</b>			<b>Lap 20</b>											
125	2:00.781		125	2:00.791										
20	2:23.891	2 Laps	138	2:02.308	4.565									
138	2:01.132	2.928	129	2:13.561	1 Lap									
13	2:25.210	2 Laps	140	2:26.373	2 Laps									



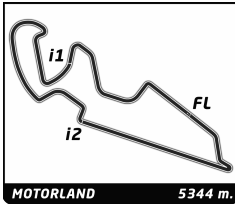
## Campeonato de España de GT-CET

### ROUND 3 - MOTORLAND

#### Carrera 2

### Stints Analysis

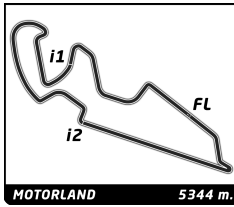
No Driver	Start	End	Type	Time	T.Track	T.Driver	No Driver	Start	End	Type	Time	T.Track	T.Driver		
<b>1</b>	<b>BALBOR MOTORSPORT</b>							<b>20</b>	<b>BALBOR MOTORSPORT</b>						
	RENAULT CLIO CUP IV						TC4		RENAULT CLIO CUP IV						TC4
1 G. LÓPEZ	11:09:31	11:39:01	TRACK	29:30.427	29:30.427	29:30.427	1 M. GARCIA	11:09:31	11:38:56	TRACK	29:25.676	29:25.676	29:25.676		
	11:39:01	11:40:39	PIT	1:37.877		1:37.877	M. GARCIA	11:38:56	11:40:55	PIT	1:59.016		29:25.676		
2 J. ALBORS (Jf)	11:40:39	12:01:00	TRACK	20:20.857	20:20.857	20:20.857	2 M. GARCIA	11:40:55	12:02:31	TRACK	21:35.767	51:01.443	53:00.459		
				<b>T.Track</b>	<b>Pit Time</b>	<b>T.Time</b>					<b>T.Track</b>	<b>Pit Time</b>	<b>T.Time</b>		
				J. ALBORS (Jf)	20:20.857	20:20.857	M. GARCIA				51:01.443	1:59.016	53:00.459		
				G. LÓPEZ	29:30.427	29:30.427									
<b>3</b>	<b>MDTE RACING</b>							<b>21</b>	<b>HISPANO ALEMAN RACING TEAM</b>						
	MINI COOPER						TC6		MINI COOPER						TC6
1 L. CHILLIDA(JF)	11:09:31	11:39:13	TRACK	29:42.441	29:42.441	29:42.441	1 M. POZZUTO(Jr)	11:09:31	11:36:38	TRACK	27:07.596	27:07.596	27:07.596		
	11:39:13	11:41:10	PIT	1:56.872	29:42.441	31:39.313		11:36:38	11:38:10	PIT	1:32.175		1:32.175		
2 L. CHILLIDA(JF)	11:41:10	12:01:22	TRACK	20:11.676	49:54.117	51:50.989	2 N. POZZUTO	11:38:10	12:01:19	TRACK	23:08.773	23:08.773	23:08.773		
				<b>T.Track</b>	<b>Pit Time</b>	<b>T.Time</b>					<b>T.Track</b>	<b>Pit Time</b>	<b>T.Time</b>		
				L. CHILLIDA(JF)	49:54.117	1:56.872	51:50.989	N. POZZUTO				23:08.773		23:08.773	
							M. POZZUTO(Jr)				27:07.596		27:07.596		
<b>9</b>	<b>HISPANO ALEMAN RACING TEAM</b>							<b>24</b>	<b>HISPANO ALEMAN RACING TEAM</b>						
	BMW M2 CS RACING						TC1		MINI COOPER						TC6
1 Á. BARBA	11:09:31	11:38:47	TRACK	29:16.375	29:16.375	29:16.375	1 C. NICULAI	11:09:31	11:36:38	TRACK	27:07.011	27:07.011	27:07.011		
	11:38:47	11:40:51	PIT	2:03.821		2:03.821		11:36:38	11:38:19	PIT	1:41.739		1:41.739		
2 O. APARICIO	11:40:51	12:01:46	TRACK	20:54.840	20:54.840	20:54.840	2 F. BRACO	11:38:19	12:01:29	TRACK	23:09.914	23:09.914	23:09.914		
				<b>T.Track</b>	<b>Pit Time</b>	<b>T.Time</b>					<b>T.Track</b>	<b>Pit Time</b>	<b>T.Time</b>		
				O. APARICIO	20:54.840	20:54.840	C. NICULAI				27:07.011		27:07.011		
				Á. BARBA	29:16.375	29:16.375	F. BRACO				23:09.914		23:09.914		
<b>11</b>	<b>DRIVER'S ACADEMY</b>							<b>25</b>	<b>E2P</b>						
	PEUGEOT 308 CUP						TC2		BMW M2 CS RACING						TC1
1 R. MORENO	11:09:31	11:41:17	TRACK	31:46.382	31:46.382	31:46.382	1 P. CARREGAL	11:09:31	11:38:48	TRACK	29:17.367	29:17.367	29:17.367		
	11:41:17	11:43:08	PIT	1:51.297		1:51.297	P. CARREGAL	11:38:48	11:40:43	PIT	1:55.558	29:17.367	31:12.925		
2 A. RODRIGUEZ	11:43:08	12:01:00	TRACK	17:51.787	17:51.787	17:51.787	2 P. CARREGAL	11:40:43	12:02:41	TRACK	21:57.386	51:14.753	53:10.311		
				<b>T.Track</b>	<b>Pit Time</b>	<b>T.Time</b>					<b>T.Track</b>	<b>Pit Time</b>	<b>T.Time</b>		
				A. RODRIGUEZ	17:51.787	17:51.787	P. CARREGAL				51:14.753	1:55.558	53:10.311		
				R. MORENO	31:46.382	31:46.382									
<b>12</b>	<b>HISPANO ALEMAN RACING TEAM</b>						<b>Not classified</b>	<b>41</b>	<b>DRIVER'S ACADEMY</b>						
	MINI COOPER						TC6		RENAULT CLIO CUP V						TC5
1 D. DE LA PEÑA	11:09:31	11:37:50	TRACK	28:19.672	28:19.672	28:19.672	1 C. CORTÉS	11:09:31	11:41:45	TRACK	32:14.190	32:14.190	32:14.190		
	11:37:50	11:39:10	PIT	1:19.641		1:19.641	C. CORTÉS	11:41:45	11:43:38	PIT	1:52.933	32:14.190	34:07.123		
2 C. MEDINA	11:39:10	11:50:16	TRACK	11:06.280	11:06.280	11:06.280	2 C. CORTÉS	11:43:38	12:01:31	TRACK	17:53.124	50:07.314	52:00.247		
				<b>T.Track</b>	<b>Pit Time</b>	<b>T.Time</b>					<b>T.Track</b>	<b>Pit Time</b>	<b>T.Time</b>		
				C. MEDINA	11:06.280	11:06.280	C. CORTÉS				50:07.314	1:52.933	52:00.247		
				D. DE LA PEÑA	28:19.672	28:19.672									
<b>13</b>	<b>TEAM VRT</b>							<b>119</b>	<b>PROMOTION MOTORSPORT</b>						
	RENAULT CLIO CUP IV						TC4		BMW M4 GT4						GT4
	11:09:31	11:09:50	PIT	19.574		19.574	1 E. GENE	11:09:31	11:38:35	TRACK	29:04.153	29:04.153	29:04.153		
1 O. VERGARA	11:09:50	11:39:06	TRACK	29:16.118	29:16.118	29:16.118		11:38:35	11:40:33	PIT	1:58.477		1:58.477		
	11:39:06	11:41:02	PIT	1:56.122	29:16.118	31:12.240	2 J. SMÖRG	11:40:33	12:02:36	TRACK	22:03.245	22:03.245	22:03.245		
2 O. VERGARA	11:41:02	12:02:46	TRACK	21:43.705	50:59.823	52:55.945					<b>T.Track</b>	<b>Pit Time</b>	<b>T.Time</b>		
				<b>T.Track</b>	<b>Pit Time</b>	<b>T.Time</b>	J. SMÖRG				22:03.245		22:03.245		
				O. VERGARA	50:59.823	1:56.122	E. GENE				29:04.153		29:04.153		
<b>15</b>	<b>UCAV RACING</b>						<b>Not Started</b>	<b>120</b>	<b>VORTEX</b>						
	BMW M2 CS RACING						TC1		VORTEX						GPX
1 A. GOROSTIZA(JF)	11:09:31	02:00:00	TRACK				1 S. GERVAIS(Jf)	11:09:31	11:37:48	TRACK	28:17.456	28:17.456	28:17.456		
				<b>T.Track</b>	<b>Pit Time</b>	<b>T.Time</b>		11:37:48	11:39:34	PIT	1:45.958		1:45.958		
				A. GOROSTIZA(JF)			2 S. BARRET	11:39:34	12:02:01	TRACK	22:27.094	22:27.094	22:27.094		
				S. HEBRARD							<b>T.Track</b>	<b>Pit Time</b>	<b>T.Time</b>		
							S. BARRET				22:27.094		22:27.094		
							S. GERVAIS(Jf)				28:17.456		28:17.456		



## Campeonato de España de GT-CET ROUND 3 - MOTORLAND Carrera 2

### Stints Analysis

No Driver	Start	End	Type	Time	T.Track	T.Driver	No Driver	Start	End	Type	Time	T.Track	T.Driver
<b>121</b> VORTEX VORTEX 2.0							<b>Not classified</b> GPX						
1 A. GOMEZ	11:09:31	11:19:37	TRACK	10:06.228	10:06.228	10:06.228	2 J. LOPEZ(Jf)	11:38:53	11:40:32	PIT	1:39.054		1:39.054
A. GOMEZ	11:19:37	11:20:03	PIT	26.463	10:06.228	10:32.691	J. LOPEZ(Jf)	21:41.665				21:41.665	21:41.665
2 A. GOMEZ	11:20:03	11:34:32	TRACK	14:29.118	24:35.346	25:01.809	A. RODRIGUEZ	29:22.670				29:22.670	29:22.670
	11:34:32	11:39:30	PIT	4:57.690		4:57.690							
3 P. CHARLES	11:39:30	11:52:41	TRACK	13:11.144	13:11.144	13:11.144							
P. CHARLES	11:52:41	12:00:36	PIT	7:54.621	13:11.144	21:05.765							
				<b>T.Track</b>	<b>Pit Time</b>	<b>T.Time</b>							
				A. GOMEZ	24:35.346	26.463	25:01.809						
				P. CHARLES	13:11.144	7:54.621	21:05.765						
<b>124</b> GT CORSE RACING BMW M4 GT4 EVO							GT4						
1 M. BERTOLIN	11:09:31	11:38:36	TRACK	29:05.885	29:05.885	29:05.885							
M. BERTOLIN	11:38:36	11:40:34	PIT	1:57.633	29:05.885	31:03.518							
2 M. BERTOLIN	11:40:34	12:01:55	TRACK	21:21.065	50:26.950	52:24.583							
				<b>T.Track</b>	<b>Pit Time</b>	<b>T.Time</b>							
				M. BERTOLIN	50:26.950	1:57.633	52:24.583						
<b>125</b> PCR SPORT PORSCHE 992 GT3 CUP							GPX						
1 L. MENDIETA(Jf)	11:09:31	11:38:34	TRACK	29:03.318	29:03.318	29:03.318							
	11:38:34	11:40:25	PIT	1:51.155		1:51.155							
2 J. FUSET	11:40:25	12:00:36	TRACK	20:10.792	20:10.792	20:10.792							
				<b>T.Track</b>	<b>Pit Time</b>	<b>T.Time</b>							
				L. MENDIETA(Jf)	29:03.318		29:03.318						
				J. FUSET	20:10.792		20:10.792						
<b>129</b> PCR SPORT MERCEDES AMG GT4							GT4						
1 A. ARISTI	11:09:31	11:18:25	TRACK	8:54.087	8:54.087	8:54.087							
A. ARISTI	11:18:25	11:18:51	PIT	26.479	8:54.087	9:20.566							
2 A. ARISTI	11:18:51	11:41:02	TRACK	22:11.304	31:05.391	31:31.870							
	11:41:02	11:43:25	PIT	2:22.231		2:22.231							
3 H. ARRUIBARRENA	11:43:25	12:01:04	TRACK	17:39.559	17:39.559	17:39.559							
				<b>T.Track</b>	<b>Pit Time</b>	<b>T.Time</b>							
				H. ARRUIBARREI	17:39.559		17:39.559						
				A. ARISTI	31:05.391	26.479	31:31.870						
<b>138</b> ESCUDERIA FARAON PORSCHE 992 GT3 CUP							GPX						
1 A. SANABRIA	11:09:31	11:38:33	TRACK	29:02.366	29:02.366	29:02.366							
	11:38:33	11:40:29	PIT	1:56.308		1:56.308							
2 P. BRAS	11:40:29	12:00:47	TRACK	20:17.424	20:17.424	20:17.424							
				<b>T.Track</b>	<b>Pit Time</b>	<b>T.Time</b>							
				A. SANABRIA	29:02.366		29:02.366						
				P. BRAS	20:17.424		20:17.424						
<b>140</b> MONTEIROS COMPETICOES BMW M4 GT4							GT4						
1 A. DA ROCHA	11:09:31	11:40:44	TRACK	31:13.178	31:13.178	31:13.178							
A. DA ROCHA	11:40:44	11:42:21	PIT	1:37.302	31:13.178	32:50.480							
2 A. DA ROCHA	11:42:21	12:01:34	TRACK	19:12.599	50:25.777	52:03.079							
				<b>T.Track</b>	<b>Pit Time</b>	<b>T.Time</b>							
				A. DA ROCHA	50:25.777	1:37.302	52:03.079						
<b>180</b> PLEMAR SPORT ALPINE A-110 CUP							GPR						
1 A. RODRIGUEZ	11:09:31	11:38:53	TRACK	29:22.670	29:22.670	29:22.670							

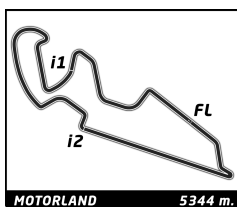


**Campeonato de España de GT-CET**  
**ROUND 3 - MOTORLAND**  
**Carrera 2**

**Sector Analysis**

■ Personal Best   ■ Session Best   ■ Crossing the pit lane

Lap	D	Time	Sector 1	Sector 2	Sector 3	T.Spd	Elapsed	Lap	D	Time	Sector 1	Sector 2	Sector 3	T.Spd	Elapsed		
<b>1</b>	<b>BALBOR MOTORSPORT</b> RENAULT CLIO CUP IV																
	1. Jose Luis ALBORS (Jf) TC4																
	2. Germán LÓPEZ																
	1	2	2:30.696	42.171	1:03.665	44.860	205.7	2:30.696	11	2	3:38.673	37.226	1:42.637	1:18.810	56.1	27:03.451	
	2	2	<b>2:24.215</b>	<b>37.055</b>	1:02.487	44.673	206.9	4:54.911	12	2	2:17.525 <b>B</b>	35.512	57.622	44.391	248.3	29:20.976	
	3	2	2:26.161	37.064	1:04.345	44.752	206.1	7:21.072	13	1	4:19.076	2:34.428	1:02.802	41.846	251.2	33:40.052	
	4	2	2:25.667	37.792	1:02.513	45.362	205.7	9:46.739	14	1	2:19.109	36.862	1:01.038	41.209	250.0	35:59.161	
	5	2	2:25.389	38.360	<b>1:02.364</b>	<b>44.665</b>	205.7	12:12.128	15	1	2:21.911	36.904	1:02.231	42.776	251.7	38:21.072	
	6	2	2:25.224	37.347	1:02.835	45.042	206.1	14:37.352	16	1	2:19.796	37.476	1:01.102	41.218	255.9	40:40.868	
	7	2	2:25.092	37.320	1:02.954	44.818	205.3	17:02.444	17	1	2:19.319	36.112	1:00.401	42.806	254.1	43:00.187	
	8	2	2:37.336	38.693	1:08.218	50.425	169.8	19:39.780	18	1	2:19.621	37.255	1:00.662	41.704	250.6	45:19.808	
	9	2	3:06.905	44.974	1:20.866	1:01.065	132.0	22:46.685	19	1	2:16.549	36.130	59.684	40.735	254.1	47:36.357	
	10	2	4:16.620	59.006	1:57.981	1:19.633	57.3	27:03.305	20	1	2:18.690	36.981	1:00.859	40.850	247.1	49:55.047	
	11	2	2:31.322 <b>B</b>	38.595	1:03.681	49.046	207.3	29:34.627	21	1	2:19.989	36.783	1:01.505	41.701	250.6	52:15.036	
	12	1	4:04.720	2:11.608	1:07.121	45.991	204.2	33:39.347									
	13	1	2:32.105	40.271	1:06.600	45.234	205.3	36:11.452									
	14	1	2:28.837	38.372	1:04.156	46.309	197.8	38:40.289									
	15	1	2:30.345	38.791	1:05.130	46.424	201.1	41:10.634									
	16	1	2:34.461	39.574	1:08.105	46.782	201.5	43:45.095									
17	1	2:33.861	40.387	1:06.599	46.875	201.1	46:18.956										
18	1	2:35.598	40.177	1:08.273	47.148	198.2	48:54.554										
19	1	2:34.607	40.040	1:07.737	46.830	200.0	51:29.161										
<b>3</b>	<b>MDTE RACING</b> MINI COOPER																
	1. Luis CHILLIDA(JF) TC6																
	1	1	2:37.409	44.758	1:05.498	47.153	198.2	2:37.409	11	2	2:28.610	41.489	1:04.179	42.942	228.8	2:28.610	
	2	1	2:32.519	39.545	1:05.599	47.375	201.1	5:09.928	2	2	2:23.996	37.284	1:02.573	44.139	226.4	4:52.606	
	3	1	2:32.027	39.172	1:05.140	47.715	200.0	7:41.955	3	2	2:20.642	37.642	1:01.547	41.453	225.5	7:13.248	
	4	1	2:32.247	39.258	1:05.584	47.405	200.4	10:14.202	4	2	2:16.868	35.953	59.357	41.558	226.9	9:30.116	
	5	1	2:33.544	<b>38.794</b>	1:07.386	47.364	199.3	12:47.746	5	2	2:17.453	35.714	59.485	42.254	224.5	11:47.569	
	6	1	2:32.695	39.441	1:05.609	47.645	200.7	15:20.441	6	2	2:15.955	35.449	58.879	41.627	225.0	14:03.524	
	7	1	2:39.826	40.234	1:07.429	52.163	168.7	18:00.267	7	2	2:15.631	35.372	58.817	41.442	225.5	16:19.155	
	8	1	3:02.340	40.892	1:22.562	58.886	164.9	21:02.607	8	2	2:25.149	36.012	1:05.184	43.953	216.4	18:44.304	
	9	1	2:35.127	40.737	1:07.078	47.312	194.2	23:37.734	9	2	2:31.136	39.629	1:04.065	47.442	184.9	21:15.440	
	10	1	3:30.006	39.586	1:32.040	1:18.380	46.2	27:07.740	10	2	2:29.241	38.625	1:02.984	47.632	177.0	23:44.681	
	11	1	2:38.965 <b>B</b>	40.359	1:05.918	52.688	199.3	29:46.705	11	2	3:24.435	41.638	1:27.862	1:14.935	47.0	27:09.116	
	12	1	4:17.264	2:25.247	1:04.950	47.067	199.3	34:03.969	12	2	2:18.797	37.623	59.950	41.224	223.1	29:27.913	
	13	1	2:32.995	39.467	1:06.338	47.190	199.3	36:36.964	13	2	2:22.408 <b>B</b>	35.591	59.900	46.917	225.5	31:50.321	
	14	1	2:31.716	38.959	1:05.738	47.019	199.3	39:08.680	14	1	3:59.087	2:18.782	58.915	41.390	226.4	35:49.408	
	15	1	2:32.303	38.991	1:05.321	47.991	197.4	41:40.983	15	1	<b>2:13.798</b>	34.793	57.975	<b>41.030</b>	225.5	38:03.206	
	16	1	2:31.690	39.810	1:04.940	<b>46.940</b>	200.7	44:12.673	16	1	2:14.045	34.748	58.215	41.082	224.1	40:17.251	
	17	1	2:33.579	41.085	1:04.712	47.782	197.4	46:46.252	17	1	2:14.243	<b>34.692</b>	58.182	41.369	224.1	42:31.494	
18	1	<b>2:31.233</b>	39.317	1:04.769	47.147	199.3	49:17.485	18	1	2:14.085	34.832	58.084	41.169	225.9	44:45.579		
19	1	2:33.504	40.909	<b>1:04.423</b>	48.172	197.4	51:50.989	19	1	2:14.357	35.306	<b>57.949</b>	41.102	224.5	46:59.936		
<b>9</b>	<b>HISPANO ALEMÁN RACING TEAM</b> BMW M2 CS RACING																
	1. Oscar APARICIO TC1																
	2. Álvaro BARBA																
	1	2	2:14.245	37.059	57.356	39.830	247.7	2:14.245	20	1	2:14.707	34.980	58.371	41.356	227.4	49:14.643	
	2	2	2:12.005	34.546	<b>57.142</b>	40.317	250.0	4:26.250	21	1	2:14.823	34.991	58.173	41.659	226.4	51:29.466	
	3	2	2:11.085	34.529	57.433	39.123	254.1	6:37.335									
	4	2	2:10.824	34.459	57.413	38.952	248.8	8:48.159									
	5	2	2:11.259	34.519	57.752	38.988	247.1	10:59.418									
	6	2	<b>2:10.707</b>	<b>34.335</b>	57.539	<b>38.833</b>	248.8	13:10.125									
	7	2	2:11.932	34.344	58.653	38.935	252.3	15:22.057									
	8	2	2:18.280	34.825	58.032	45.423	222.2	17:40.337									
	9	2	3:17.254	48.730	1:29.371	59.153	134.0	20:57.591									
	10	2	2:27.187	40.359	1:02.505	44.323	218.2	23:24.778									
	<b>11</b>	<b>DRIVER'S ACADEMY</b> PEUGEOT 308 CUP															
		1. Alvaro RODRIGUEZ TC2															
		2. Roberto F. MORENO															
		1	2	2:28.610	41.489	1:04.179	42.942	228.8	2:28.610	11	2	2:13.798	34.793	57.975	<b>41.030</b>	225.5	38:03.206
		2	2	2:23.996	37.284	1:02.573	44.139	226.4	4:52.606	12	1	2:14.045	34.748	58.215	41.082	224.1	40:17.251
		3	2	2:20.642	37.642	1:01.547	41.453	225.5	7:13.248	13	1	2:14.243	<b>34.692</b>	58.182	41.369	224.1	42:31.494
4		2	2:16.868	35.953	59.357	41.558	226.9	9:30.116	14	1	2:14.085	34.832	58.084	41.169	225.9	44:45.579	
5		2	2:17.453	35.714	59.485	42.254	224.5	11:47.569	15	1	2:14.357	35.306	<b>57.949</b>	41.102	224.5	46:59.936	
6		2	2:15.955	35.449	58.879	41.627	225.0	14:03.524	16	1	2:14.707	34.980	58.371	41.356	227.4	49:14.643	
7		2	2:15.631	35.372	58.817	41.442	225.5	16:19.155	17	1	2:14.823	34.991	58.173	41.659	226.4	51:29.466	
8		2	2:25.149	36.012	1:05.184	43.953	216.4	18:44.304									
9		2	2:31.136	39.629	1:04.065	47.442	184.9	21:15.440									
10		2	2:29.241	38.625	1:02.984	47.632	177.0	23:44.681									
11		2	3:24.435	41.638	1:27.862	1:14.935	47.0	27:09.116									
12		2	2:18.797	37.623	59.950	41.224	223.1	29:27.913									
13		2	2:22.408 <b>B</b>	35.591	59.900	46.917	225.5	31:50.321									
14		1	3:59.087	2:18.782	58.915	41.390	226.4	35:49.408									
<b>12</b>		<b>HISPANO ALEMÁN RACING TEAM</b> MINI COOPER															
		1. Carlos MEDINA TC6															
	2. Daniel DE LA PEÑA																
	1	2	2:46.129	47.392	1:09.084	49.653	182.1	2:46.129	11	2	2:49.511 <b>B</b>	43.278	1:11.221	55.012	184.6	28:24.772	
	2	2	2:41.098	42.512	1:09.398	49.188	184.9	5:27.227	12	1	3:44.272	1:48.799	<b>1:06.292</b>	49.181	183.7	32:09.044	
	3	2	2:42.053	42.393	1:08.493	51.167	183.1	8:09.280	13	1	<b>2:35.997</b>	40.560	1:06.362	49.075	185.9	34:45.041	
	4	2	2:44.041	42.155	1:10.957	50.929	184.3	10:53.321	14	1	2:38.224	<b>40.494</b>	1:07.230	50.500	177.9	37:23.265	
	5	2	2:41.615	42.723	1:09.033	49.859	184.0	13:34.936									
	6	2	2:42.636	42.764	1:09.589	50.283	183.4	16:17.572									
	7	2	3:07.078	43.464	1:12.976	1:10.638	120.5	19:24.650									
	8	2	3:13.794	51.009	1:21.971	1:00.814	137.2	22:38.444									
	9	2	2:56.817	55.992	1:11.989	<b>48.836</b>	188.5	25:35.261									



## Campeonato de España de GT-CET

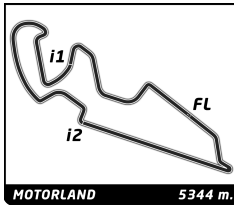
### ROUND 3 - MOTORLAND

#### Carrera 2

### Sector Analysis

■ Personal Best    
 ■ Session Best    
 ■ Crossing the pit lane

Lap	D	Time	Sector 1	Sector 2	Sector 3	T.Spd	Elapsed	Lap	D	Time	Sector 1	Sector 2	Sector 3	T.Spd	Elapsed
3	1	<span style="background-color: #e0ffe0;">2:23.266</span>	37.215	<span style="background-color: #e0ffe0;">1:01.799</span>	44.252	208.1	7:26.373	14	1	2:34.533	40.422	1:05.889	48.222	188.8	38:53.324
4	1	2:24.468	37.585	1:02.441	44.442	208.9	9:50.841	15	1	2:34.082	39.965	1:05.884	48.233	187.5	41:27.406
5	1	2:23.888	37.282	1:02.057	44.549	210.5	12:14.729	16	1	2:35.325	40.429	1:06.876	48.020	189.5	44:02.731
6	1	3:01.488	37.384			196.0	15:16.217	17	1	2:35.287	40.291	1:06.742	48.254	189.5	46:38.018
7	1	2:27.782	37.479	1:04.986	45.317	204.9	17:43.999	18	1	2:35.441	40.562	1:06.155	48.724	188.8	49:13.459
8	1	3:13.962	45.724	1:29.749	58.489	160.2	20:57.961	19	1	2:35.085	40.340	1:06.316	48.429	185.9	51:48.544
9	1	2:28.136	40.826	1:02.528	44.782	205.3	23:26.097								
10	1	3:38.161	37.368	1:41.841	1:18.952	48.7	27:04.258								
11	1	2:35.429 <span style="background-color: #e0ffe0;">B</span>	38.132	1:07.807	49.490	203.4	29:39.687								
12	1	4:09.947	2:22.358	1:02.430	45.159	204.2	33:49.634								
13	1	2:24.174	37.332	1:02.398	44.444	206.1	36:13.808								
14	1	2:25.889	37.990	1:02.438	45.461	199.3	38:39.697								
15	1	2:25.210	37.768	1:02.483	44.959	204.2	41:04.907								
16	1	2:25.708	37.910	1:02.778	45.020	203.0	43:30.615								
17	1	2:27.342	37.931	1:02.381	47.030	202.6	45:57.957								
18	1	2:25.267	37.912	1:02.267	45.088	204.5	48:23.224								
19	1	2:24.567	37.238	1:02.606	44.723	203.4	50:47.791								
20	1	2:27.728	37.353	1:05.365	45.010	205.7	53:15.519								
<b>20</b>															
<b>BALBOR MOTORSPORT</b>								<b>RENAUL CLIO CUP IV</b>							
1.Marcos GARCIA								TC4							
1	1	2:31.276	41.882	1:04.558	44.836	197.8	2:31.276	1	1	2:40.530	45.534	1:06.573	48.423	190.5	2:40.530
2	1	2:24.280	37.236	1:02.574	44.470	213.0	4:55.556	2	1	2:34.185	40.604	1:05.708	47.873	194.2	5:14.715
3	1	2:26.526	37.260	1:04.196	45.070	196.4	7:22.082	3	1	<span style="background-color: #e0ffe0;">2:33.394</span>	39.954	1:05.714	<span style="background-color: #e0ffe0;">47.726</span>	193.5	7:48.109
4	1	2:24.939	37.554	1:02.730	44.655	196.0	9:47.021	4	1	2:34.162	40.141	<span style="background-color: #e0ffe0;">1:05.663</span>	48.358	193.2	10:22.271
5	1	2:24.364	37.664	1:02.169	44.531	210.5	12:11.385	5	1	2:34.778	41.020	1:05.828	47.930	192.5	12:57.049
6	1	2:23.738	<span style="background-color: #e0ffe0;">36.924</span>	1:02.463	44.351	210.9	14:35.123	6	1	2:33.726	<span style="background-color: #e0ffe0;">39.642</span>	1:05.871	48.213	190.8	15:30.775
7	1	2:25.944	37.646	1:03.240	45.058	211.4	17:01.067	7	1	2:44.746	40.309	1:09.594	54.843	165.6	18:15.521
8	1	2:36.973	38.755	1:08.376	49.842	174.5	19:38.040	8	1	2:49.938	40.743	1:10.851	58.344	164.9	21:05.459
9	1	3:08.118	46.134	1:20.900	1:01.084	132.8	22:46.158	9	1	2:34.236	40.084	1:06.050	48.102	192.9	23:39.695
10	1	4:13.151	58.620	1:58.281	1:16.250	54.1	26:59.309	10	1	3:31.931 <span style="background-color: #e0ffe0;">B</span>	40.855	1:29.416	1:21.660	38.7	27:11.626
11	1	2:31.081 <span style="background-color: #e0ffe0;">B</span>	37.541	1:03.236	50.304	209.7	29:30.390	11	2	4:05.021	2:10.902	1:06.277	47.842	194.6	31:16.647
12	1	4:14.432	2:26.751	1:03.328	44.353	210.1	33:44.822	12	2	2:35.604	40.547	1:06.846	48.211	193.9	33:52.251
13	1	2:24.712	37.469	1:02.878	44.365	209.7	36:09.534	13	2	2:36.451	40.356	1:07.790	48.305	189.8	36:28.702
14	1	2:24.928	37.603	1:02.992	44.333	208.5	38:34.462	14	2	2:33.399	39.674	1:05.747	47.978	193.5	39:02.101
15	1	2:23.891	37.077	1:02.263	44.551	207.7	40:58.353	15	2	2:34.211	40.018	1:06.037	48.156	191.5	41:36.312
16	1	2:24.801	37.652	1:02.903	<span style="background-color: #e0ffe0;">44.246</span>	208.1	43:23.154	16	2	2:36.277	40.409	1:07.549	48.319	190.1	44:12.589
17	1	2:23.979	37.144	1:02.151	44.684	208.5	45:47.133	17	2	2:36.622	42.387	1:06.319	47.916	190.5	46:49.211
18	1	<span style="background-color: #e0ffe0;">2:23.718</span>	37.172	1:02.157	44.389	209.7	48:10.851	18	2	2:35.398	40.361	1:06.631	48.406	191.8	49:24.609
19	1	2:24.033	37.524	<span style="background-color: #e0ffe0;">1:02.046</span>	44.463	209.3	50:34.884	19	2	2:34.055	40.153	1:05.799	48.103	190.1	51:58.664
20	1	2:25.575	37.849	1:02.612	45.114	209.7	53:00.459								
<b>21</b>															
<b>HISPANO ALEMÁN RACING TEAM</b>								<b>MINI COOPER</b>							
1.Nahuel D. POZZUTO								TC6							
2.Marcos POZZUTO(Jr)															
1	2	2:40.979	45.955	1:06.443	48.581	189.8	2:40.979	1	1	2:14.463	37.298	57.700	39.465	256.5	2:14.463
2	2	2:34.386	40.630	1:05.857	47.899	192.9	5:15.365	2	1	2:12.097	34.633	57.627	39.837	243.8	4:26.560
3	2	<span style="background-color: #e0ffe0;">2:33.161</span>	40.137	<span style="background-color: #e0ffe0;">1:05.250</span>	<span style="background-color: #e0ffe0;">47.774</span>	189.5	7:48.526	3	1	2:11.763	34.659	57.981	39.123	252.9	6:38.323
4	2	2:34.497	40.149	1:06.211	48.137	190.5	10:23.023	4	1	<span style="background-color: #e0ffe0;">2:10.620</span>	34.139	57.403	<span style="background-color: #e0ffe0;">39.078</span>	255.9	8:48.943
5	2	2:34.968	40.715	1:05.792	48.461	186.5	12:57.991	5	1	2:11.867	34.887	57.626	39.354	252.3	11:00.810
6	2	2:33.816	39.873	1:06.135	47.808	190.5	15:31.807	6	1	2:13.241	35.082	58.819	39.340	252.3	13:14.051
7	2	2:46.216	40.056	1:10.043	56.117	142.7	18:18.023	7	1	2:11.845	34.332	58.162	39.351	255.3	15:25.896
8	2	2:48.220	39.940	1:09.825	58.455	164.1	21:06.243	8	1	2:18.768	34.599	59.049	45.120	197.4	17:44.664
9	2	2:34.122	<span style="background-color: #e0ffe0;">39.778</span>	1:06.091	48.253	188.8	23:40.365	9	1	3:13.903	45.977	1:29.783	58.143	173.4	20:58.567
10	2	3:31.998 <span style="background-color: #e0ffe0;">B</span>	40.599	1:29.844	1:21.555	47.3	27:12.363	10	1	2:28.178	40.932	1:02.815	44.431	207.7	23:26.745
11	1	3:54.320	2:00.506	1:05.593	48.221	189.1	31:06.683	11	1	3:37.688	37.239	1:42.142	1:18.307	46.9	27:04.433
12	1	2:35.920	40.431	1:06.690	48.799	188.2	33:42.603	12	1	2:17.595 <span style="background-color: #e0ffe0;">B</span>	35.660	57.335	44.600	257.1	29:22.028
13	1	2:36.188	40.701	1:07.348	48.139	188.8	36:18.791	13	1	3:58.139	2:20.465	58.217	39.457	250.0	33:20.167
<b>HISPANO ALEMÁN RACING TEAM</b>								<b>MINI COOPER</b>							
1.Nahuel D. POZZUTO								TC6							
2.Marcos POZZUTO(Jr)															
1	2	2:40.979	45.955	1:06.443	48.581	189.8	2:40.979	14	1	2:10.884	34.464	<span style="background-color: #e0ffe0;">57.313</span>	39.107	250.0	35:31.051
2	2	2:34.386	40.630	1:05.857	47.899	192.9	5:15.365	15	1	2:10.819	<span style="background-color: #e0ffe0;">34.089</span>	57.391	39.339	245.5	37:41.870
3	2	<span style="background-color: #e0ffe0;">2:33.161</span>	40.137	<span style="background-color: #e0ffe0;">1:05.250</span>	<span style="background-color: #e0ffe0;">47.774</span>	189.5	7:48.526	16	1	2:11.504	34.256	57.799	39.449	249.4	39:53.374
4	2	2:34.497	40.149	1:06.211	48.137	190.5	10:23.023	17	1	2:12.103	35.176	57.680	39.247	250.0	42:05.477
5	2	2:34.968	40.715	1:05.792	48.461	186.5	12:57.991	18	1	2:12.010	34.405	58.012	39.593	243.2	44:17.487
6	2	2:33.816	39.873	1:06.135	47.808	190.5	15:31.807	19	1	2:15.039	36.344	58.773	39.922	230.8	46:32.526
7	2	2:46.216	40.056	1:10.043	56.117	142.7	18:18.023	20	1	2:13.617	34.744	58.842	40.031	232.3	48:46.143
8	2	2:48.220	39.940	1:09.825	58.455	164.1	21:06.243	21	1	2:11.925	34.561	58.192	39.172	250.6	50:58.068
9	2	2:34.122	<span style="background-color: #e0ffe0;">39.778</span>	1:06.091	48.253	188.8	23:40.365	22	1	2:12.243	34.590	58.436	39.217	253.5	53:10.311
10	2	3:31.998 <span style="background-color: #e0ffe0;">B</span>	40.599	1:29.844	1:21.555	47.3	27:12.363								
11	1	3:54.320	2:00.506	1:05.593	48.221	189.1	31:06.683								
12	1	2:35.920	40.431	1:06.690	48.799	188.2	33:42.603								
13	1	2:36.188	40.701	1:07.348	48.139	188.8	36:18.791								
<b>DRIVER'S ACADEMY</b>								<b>RENAULT CLIO CUP V</b>							
1.Carlos CORTÉS								TC5							
1	1	2:36.006	44.174	1:05.709	46.123	201.1	2:36.006								



## Campeonato de España de GT-CET

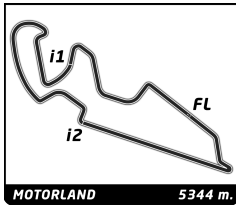
### ROUND 3 - MOTORLAND

#### Carrera 2

### Sector Analysis

■ Personal Best    
 ■ Session Best    
 ■ Crossing the pit lane

Lap	D	Time	Sector 1	Sector 2	Sector 3	T.Spd	Elapsed	Lap	D	Time	Sector 1	Sector 2	Sector 3	T.Spd	Elapsed
2	1	2:32.079	39.321	1:06.630	46.128	202.2	5:08.085	12	1	3:59.876	2:16.362	1:02.719	40.795	254.7	32:22.051
3	1	2:31.992	39.662	1:06.038	46.292	202.2	7:40.077	13	1	2:16.987	36.237	1:00.655	40.095	257.1	34:39.038
4	1	2:32.404	39.523	1:06.491	46.390	202.6	10:12.481	14	1	2:16.605	35.353	59.751	41.501	255.3	36:55.643
5	1	2:32.725	39.475	1:07.011	46.239	203.4	12:45.206	15	1	2:18.817	37.203	1:01.830	39.784	256.5	39:14.460
6	1	2:32.568	39.509	1:06.650	46.409	202.6	15:17.774	16	1	2:14.438	35.224	59.964	39.250	255.9	41:28.898
7	1	2:39.240	39.314	1:08.336	51.590	180.3	17:57.014	17	1	2:13.555	35.153	58.850	39.552	253.5	43:42.453
8	1	3:02.879	43.154	1:22.801	56.924	136.2	20:59.893	18	1	2:13.711	34.827	59.047	39.837	257.8	45:56.164
9	1	2:35.593	42.063	1:07.180	46.350	202.2	23:35.486	19	1	2:10.897	34.440	58.115	38.342	259.6	48:07.061
10	1	3:30.640	39.882	1:32.337	1:18.421	47.9	27:06.126	20	1	2:12.962	34.390	59.362	39.210	259.0	50:20.023
11	1	2:33.675	41.249	1:06.253	46.173	202.6	29:39.801	21	1	2:10.485	34.558	57.356	38.571	257.1	52:30.508
12	1	2:39.780	39.599	1:06.214	53.967	202.6	32:19.581	<div style="border: 1px solid black; padding: 5px;"> <b>121</b> VORTEX VORTEX 2.0                      1.Arnaud GOMEZ                      2.Pascal CHARLES                      1 1 2:01.514 30.561 53.790 37.163 259.0 2:01.514                      2 1 2:01.513 31.535 52.898 37.080 260.2 4:03.027                      3 1 2:00.215 31.301 52.336 36.578 262.1 6:03.242                      4 1 2:00.246 31.289 52.469 36.488 262.1 8:03.488                      5 1 2:06.790 31.179 53.290 42.321 259.6 10:10.278                      6 1 2:18.472 48.987 53.134 36.351 262.1 12:28.750                      7 1 12:37.175 31.242 200.0 25:05.925                      8 2 7:03.599 5:28.561 55.892 39.146 259.0 32:09.524                      9 2 2:04.544 32.359 55.273 36.912 261.5 34:14.068                      10 2 2:03.971 32.029 53.746 38.196 260.2 36:18.039                      11 2 2:02.674 32.201 53.260 37.213 265.4 38:20.713                      12 2 2:04.548 33.344 54.008 37.196 261.5 40:25.261                 </div>							
13	1	4:15.432	2:23.354	1:06.191	45.887	202.2	36:35.013								
14	1	2:30.574	39.149	1:05.310	46.115	203.0	39:05.587								
15	1	2:32.058	39.484	1:06.538	46.036	200.7	41:37.645								
16	1	2:32.538	39.445	1:06.770	46.323	201.1	44:10.183								
17	1	2:31.290	38.988	1:06.009	46.293	201.1	46:41.473								
18	1	2:30.738	39.420	1:04.933	46.385	202.6	49:12.211								
19	1	2:48.036	40.322	1:11.569	56.145	143.8	52:00.247								
<div style="border: 1px solid black; padding: 5px;"> <b>119</b> PROMOTION MOTORSPORT BMW M4 GT4                      1.JM SMÖRG                      2.Eric GENE                      1 2 2:09.142 34.846 55.265 39.031 247.7 2:09.142                      2 2 2:06.073 32.726 54.744 38.603 248.8 4:15.215                      3 2 2:05.379 32.472 54.511 38.396 250.0 6:20.594                      4 2 2:05.371 32.561 54.601 38.209 250.6 8:25.965                      5 2 2:05.640 32.486 54.637 38.517 249.4 10:31.605                      6 2 2:06.164 32.563 55.171 38.430 250.6 12:37.769                      7 2 2:05.862 32.404 55.063 38.395 250.6 14:43.631                      8 2 2:06.369 32.484 55.226 38.659 250.0 16:50.000                      9 2 2:42.647 44.998 1:08.689 48.960 174.8 19:32.647                      10 2 3:10.561 49.152 1:20.606 1:00.803 123.0 22:43.208                      11 2 4:12.241 1:00.226 1:57.765 1:14.250 73.3 26:55.449                      12 2 2:12.612 33.870 55.205 43.537 250.6 29:08.061                      13 1 4:11.015 2:28.175 58.166 44.674 242.2 33:19.076                      14 1 2:11.126 34.456 56.692 39.978 248.8 35:30.202                      15 1 2:10.449 34.185 56.490 39.774 247.7 37:40.651                      16 1 2:11.911 34.349 58.204 39.358 248.3 39:52.562                      17 1 2:12.385 35.531 56.999 39.855 247.1 42:04.947                      18 1 2:10.943 34.157 57.017 39.769 248.8 44:15.890                      19 1 2:12.908 35.772 57.516 39.620 248.3 46:28.798                      20 1 2:11.542 34.315 57.560 39.667 245.5 48:40.340                      21 1 2:10.939 34.356 57.077 39.506 249.4 50:51.279                      22 1 2:14.596 34.777 59.059 40.760 248.3 53:05.875                 </div>															
<div style="border: 1px solid black; padding: 5px;"> <b>120</b> VORTEX VORTEX                      1.Stéphane BARRET                      2.Stéphane GERVAIS(Jf)                      1 2 2:26.794 40.390 1:04.652 41.752 251.7 2:26.794                      2 2 2:25.540 37.619 1:05.436 42.485 230.3 4:52.334                      3 2 2:22.682 37.721 1:03.936 41.025 250.0 7:15.016                      4 2 2:19.666 36.811 1:01.859 40.996 255.3 9:34.682                      5 2 2:19.771 37.038 1:01.843 40.890 257.8 11:54.453                      6 2 2:17.353 36.153 1:00.854 40.346 256.5 14:11.806                      7 2 2:17.735 36.003 1:01.307 40.425 258.4 16:29.541                      8 2 2:56.224 37.327 1:08.577 1:10.320 113.3 19:25.765                      9 2 3:13.606 50.747 1:22.169 1:00.690 135.2 22:39.371                      10 2 2:56.821 55.767 1:12.301 48.753 185.9 25:36.192                      11 2 2:45.983 42.976 1:11.557 51.450 240.0 28:22.175                 </div>															
<div style="border: 1px solid black; padding: 5px;"> <b>121</b> GT CORSE RACING BMW M4 GT4 EVO                      1.Manuel BERTOLÍN                      1 1 2:11.639 36.464 56.269 38.906 247.1 2:11.639                      2 1 2:06.700 32.900 55.241 38.559 248.3 4:18.339                      3 1 2:06.628 32.755 55.163 38.710 248.3 6:24.967                      4 1 2:06.660 32.713 55.145 38.802 248.8 8:31.627                      5 1 2:06.713 32.544 55.257 38.912 247.7 10:38.340                      6 1 2:07.040 32.670 55.292 39.078 251.2 12:45.380                      7 1 2:06.711 32.739 55.539 38.433 249.4 14:52.091                      8 1 2:06.410 32.505 55.037 38.868 250.0 16:58.501                      9 1 2:36.402 38.879 1:08.674 48.849 193.2 19:34.903                      10 1 3:10.604 48.470 1:21.016 1:01.118 130.8 22:45.507                      11 1 4:11.003 58.720 1:57.951 1:14.332 59.0 26:56.510                      12 1 2:13.468 33.660 55.355 44.453 249.4 29:09.978                      13 1 4:04.908 2:26.907 57.550 40.451 245.5 33:14.886                      14 1 2:07.500 33.084 55.878 38.538 248.3 35:22.386                      15 1 2:06.964 32.798 55.507 38.659 248.3 37:29.350                      16 1 2:08.501 34.115 55.964 38.422 247.7 39:37.851                      17 1 2:06.813 32.731 55.664 38.418 248.8 41:44.664                      18 1 2:10.479 34.646 56.814 39.019 247.7 43:55.143                      19 1 2:06.589 32.606 55.390 38.593 248.8 46:01.732                      20 1 2:06.850 32.819 55.600 38.431 252.3 48:08.582                      21 1 2:09.377 33.176 56.366 39.835 250.6 50:17.959                      22 1 2:06.624 32.784 55.373 38.467 248.3 52:24.583                 </div>															
<div style="border: 1px solid black; padding: 5px;"> <b>122</b> PCR SPORT PORSCHE 992 GT3 CUP                      1.Lorenzo MENDIETA(Jf)                      2.Jordi FUSET                      1 1 2:08.507 36.019 55.189 37.299 259.6 2:08.507                      2 1 2:04.744 32.454 54.892 37.398 262.1 4:13.251                      3 1 2:03.902 32.240 54.704 36.958 263.4 6:17.153                      4 1 2:04.931 32.273 55.143 37.515 262.1 8:22.084                 </div>															

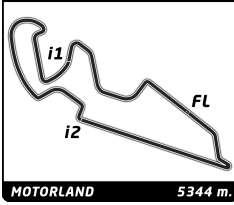


**Campeonato de España de GT-CET**  
**ROUND 3 - MOTORLAND**  
**Carrera 2**

**Sector Analysis**

■ Personal Best   ■ Session Best   B Crossing the pit lane

Lap	D	Time	Sector 1	Sector 2	Sector 3	T.Spd	Elapsed	Lap	D	Time	Sector 1	Sector 2	Sector 3	T.Spd	Elapsed
5	1	2:04.527	32.199	54.415	37.913	261.5	10:26.611	13	2	3:49.434	2:19.395	53.470	36.569	257.8	32:56.188
6	1	2:04.760	32.497	55.117	37.146	263.4	12:31.371	14	2	2:01.275	31.517	53.321	36.437	260.2	34:57.463
7	1	2:04.579	32.014	54.609	37.956	264.1	14:35.950	15	2	2:01.153	31.590	53.090	36.473	259.6	36:58.616
8	1	2:03.993	32.634	54.397	36.962	263.4	16:39.943	16	2	<b>2:00.992</b>	31.838	<b>52.898</b>	<b>36.256</b>	262.8	38:59.608
9	1	2:48.639	35.841	1:04.712	1:08.086	121.8	19:28.582	17	2	2:01.132	<b>31.447</b>	53.282	36.403	262.1	41:00.740
10	1	3:13.896	51.888	1:20.029	1:01.979	137.1	22:42.478	18	2	2:01.522	31.618	53.605	36.299	259.6	43:02.262
11	1	4:12.795	59.947	1:57.696	1:15.152	69.2	26:55.273	19	2	2:01.530	31.861	53.082	36.587	260.2	45:03.792
12	1	2:12.384	<b>B</b> 33.461	55.299	43.624	262.1	29:07.657	20	2	2:02.308	31.622	53.757	36.929	262.1	47:06.100
13	2	3:44.145	2:13.815	53.784	36.546	261.5	32:51.802	21	2	2:03.822	32.386	54.326	37.110	262.1	49:09.922
14	2	2:01.433	32.004	53.402	<b>36.027</b>	263.4	34:53.235	22	2	2:06.176	31.773	54.172	40.231	259.6	51:16.098
15	2	2:01.810	31.592	53.136	37.082	263.4	36:55.045	<b>140 MONTEIROS COMPETICOES</b> BMW M4 GT4							
16	2	2:01.986	31.893	53.739	36.354	264.1	38:57.031	1. Antonio J.N. DA ROCHA GT4							
17	2	<b>2:00.781</b>	31.675	52.875	36.231	262.8	40:57.812	1	1	2:28.157	41.183	1:01.524	45.450	209.3	2:28.157
18	2	2:01.909	31.617	53.639	36.653	260.9	42:59.721	2	1	2:25.273	37.072	1:02.223	45.978	207.3	4:53.430
19	2	2:01.023	31.675	52.895	36.453	262.1	45:00.744	3	1	2:27.004	37.745	1:04.465	44.794	207.7	7:20.434
20	2	2:00.791	<b>31.426</b>	<b>52.867</b>	36.498	261.5	47:01.535	4	1	2:24.917	38.293	1:01.764	44.860	205.3	9:45.351
21	2	2:01.578	32.005	53.206	36.367	263.4	49:03.113	5	1	2:22.991	36.874	1:01.226	44.891	204.2	12:08.342
22	2	2:02.152	31.758	53.385	37.009	262.1	51:05.265	6	1	2:23.349	37.522	1:01.283	44.544	204.5	14:31.691
<b>129 PCR SPORT</b> MERCEDES AMG GT4								1. Harriet ARRUBARRENA GT4							
2. Antonio ARISTI								2:23.776 37.669 1:01.270 44.837 210.5 16:55.467							
1	2	2:15.015	38.016	57.490	39.509	249.4	2:15.015	8	1	2:38.072	40.433	1:09.080	48.559	186.9	19:33.539
2	2	2:11.542	34.376	56.780	40.386	243.8	4:26.557	9	1	3:10.335	48.973	1:21.049	1:00.313	115.1	22:43.874
3	2	2:14.860	34.986	58.716	41.158	229.3	6:41.417	10	1	3:07.460	58.521	1:15.421	53.518	177.6	25:51.334
4	2	2:16.832	<b>B</b> 34.093	56.845	45.894	234.8	8:58.249	11	1	2:41.114	42.060	1:08.201	50.853	179.1	28:32.448
5	2	2:27.973	51.941	56.933	39.099	246.0	11:26.222	12	1	2:44.427	<b>B</b> 41.552	1:08.120	54.755	180.0	31:16.875
6	2	<b>2:08.615</b>	33.724	<b>55.669</b>	39.222	247.1	13:34.837	13	1	3:50.369	2:05.032	1:01.380	<b>43.957</b>	213.4	35:07.244
7	2	2:08.992	33.657	55.888	39.447	247.7	15:43.829	14	1	<b>2:21.577</b>	<b>36.664</b>	<b>1:00.693</b>	44.220	209.3	37:28.821
8	2	2:36.973	<b>33.406</b>	1:06.517	57.050	143.8	18:20.802	15	1	2:22.835	36.917	1:01.694	44.224	208.5	39:51.656
9	2	2:47.596	39.294	1:08.924	59.378	156.3	21:08.398	16	1	2:25.252	38.147	1:02.303	44.802	207.3	42:16.908
10	2	2:34.194	39.038	1:07.282	47.874	184.9	23:42.592	17	1	2:27.060	38.682	1:03.565	44.813	209.3	44:43.968
11	2	3:25.800	39.180	1:31.099	1:15.521	44.0	27:08.392	18	1	2:26.373	37.813	1:02.487	46.073	208.5	47:10.341
12	2	2:11.848	35.366	57.525	<b>38.957</b>	246.0	29:20.240	19	1	2:26.757	37.797	1:03.429	45.531	210.1	49:37.098
13	2	2:15.950	<b>B</b> 33.894	57.149	44.907	246.0	31:36.190	20	1	2:25.981	38.448	1:03.116	44.417	208.9	52:03.079
14	1	4:29.896	2:49.506	1:01.015	39.375	244.9	36:06.086	<b>180 PLEMAR SPORT</b> ALPINE A-110 CUP							
15	1	2:13.238	34.217	58.396	40.625	242.7	38:19.324	1. Jose Luis LOPEZ(Jf) GPR							
16	1	2:11.966	34.450	57.981	39.535	244.9	40:31.290	2. Alvaro RODRIGUEZ							
17	1	2:11.943	34.258	58.231	39.454	244.9	42:43.233	1	2	2:16.199	37.654	58.313	40.232	238.4	2:16.199
18	1	2:11.434	34.155	57.717	39.562	244.9	44:54.667	2	2	2:11.043	34.151	56.937	39.955	240.5	4:27.242
19	1	2:13.561	34.203	58.361	40.997	245.5	47:08.228	3	2	2:12.397	34.473	57.846	40.078	239.5	6:39.639
20	1	2:10.564	33.998	57.307	39.259	247.7	49:18.792	4	2	<b>2:10.447</b>	34.061	<b>56.505</b>	<b>39.881</b>	240.0	8:50.086
21	1	2:14.868	35.254	58.676	40.938	245.5	51:33.660	5	2	2:12.002	34.105	57.616	40.281	238.9	11:02.088
<b>138 ESCUDERIA FARAON</b> PORSCHE 992 GT3 CUP								2:13.079 34.073 57.979 41.027 237.4 13:15.167							
1. Agustin SANABRIA GPX								7 2 2:12.106 <b>33.908</b> 57.802 40.396 237.9 15:27.273							
2. Pablo BRAS								8 2 2:17.849 34.556 58.431 44.862 212.6 17:45.122							
1	1	2:06.722	34.006	55.109	37.607	257.1	2:06.722	9 2 3:15.014 47.444 1:29.204 58.366 175.0 21:00.136							
2	1	2:04.410	32.643	54.724	37.043	259.6	4:11.132	10 2 2:35.851 42.392 1:07.306 46.153 199.6 23:35.987							
3	1	2:03.663	32.318	54.223	37.122	260.2	6:14.795	11 2 3:30.253 39.997 1:32.751 1:17.505 43.0 27:06.240							
4	1	2:04.013	32.455	54.403	37.155	259.6	8:18.808	12 2 2:22.426 <b>B</b> 36.079 58.476 47.871 236.8 29:28.666							
5	1	2:04.087	32.349	54.537	37.201	259.6	10:22.895	13 1 4:01.238 2:11.161 1:05.252 44.825 230.3 33:29.904							
6	1	2:04.478	32.344	54.947	37.187	260.2	12:27.373	14 1 2:26.276 38.824 1:03.490 43.962 232.8 35:56.180							
7	1	2:05.048	32.365	55.061	37.622	260.2	14:32.421	15 1 2:28.113 38.806 1:05.772 43.535 214.7 38:24.293							
8	1	2:04.061	32.395	54.953	36.713	260.9	16:36.482	16 1 2:23.970 37.854 1:02.989 43.127 234.3 40:48.263							
9	1	2:50.862	34.369	1:08.183	1:08.310	114.4	19:27.344	17 1 2:24.815 38.462 1:03.585 42.768 233.3 43:13.078							
10	1	3:13.357	52.027	1:20.430	1:00.900	141.4	22:40.701	18 1 2:22.070 37.751 1:01.694 42.625 235.3 45:35.148							
11	1	4:13.593	1:00.620	1:57.990	1:14.983	68.3	26:54.294	19 1 2:22.611 38.014 1:01.820 42.777 233.8 47:57.759							
12	1	2:12.460	<b>B</b> 33.864	55.358	43.238	258.4	29:06.754	20 1 2:24.008 37.254 1:00.803 45.951 220.4 50:21.767							
								21 1 2:21.622 36.958 1:01.759 42.905 233.3 52:43.389							





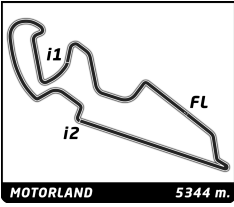
**Campeonato de España de GT-CET**  
**ROUND 3 - MOTORLAND**  
**Carrera 2**

**Provisional Classification**

Hour	Flag	Message
10:55:25		PIT LANE ABIERTO
11:00:01		PIT LANE CERRADO
11:11:25		START UNDER INVESTIGATION
11:15:48		STW: DRIVE THROUGH CAR #121 - FALSE START
11:16:00		STW: DRIVE THROUGH CAR #129 - FALSE START
11:26:19		SAFETY CAR DEPLOYED
11:27:54		SAFETY CAR
11:34:20		SAFETY CAR IN THIS LAP
11:36:26		GREEN FLAG
11:37:05		INICIO HANDICAP
11:40:28		ADELANTAMIENTOS EN SAFETY CAR UNDER INVESTIGATION
11:44:46		CAR #12 WARNING TRACK LIMITS T10 TOD 11:42
11:45:01		CAR #12 WARNING TRACK LIMITS T7 TOD 11:42
11:45:53		CAR #140 WARNING TRACK LIMITS T5 TOD 11:45
11:46:21		CAR #119 WARNING TRACK LIMITS T7 TOD 11:45
11:48:39		STW: CAR #1401 SECOND TIME PENALTY WARNING TRACK LIMITS T7 TOD 11:48
11:48:50		STW: CAR #140 1 SECOND TIME PENALTY WARNING TRACK LIMITS T7 TOD 11:48
11:49:19		STW: CAR #140 1 SECOND TIME PENALTY TRACK LIMITS T7 TOD 11:48
11:50:33		CAR #24 WARNING TRACK LIMITS T7 TOD 11:49
11:55:44		STW: CAR #140 4 SECONDS TIME PENALTY ABUSING TRACK LIMITS
11:58:06		CAR #11 WARNING TRACK LIMITS T5 TOD 11:57

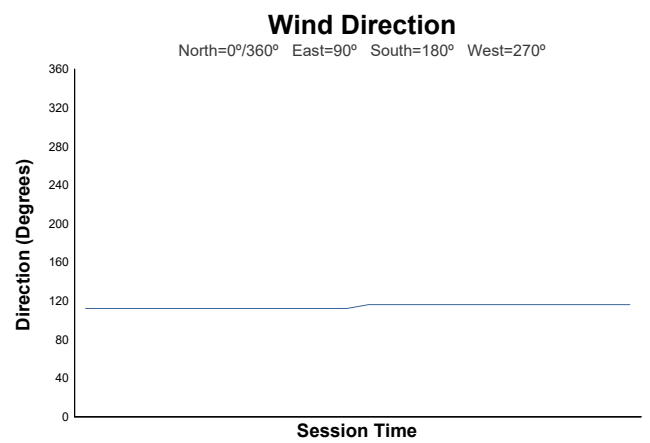
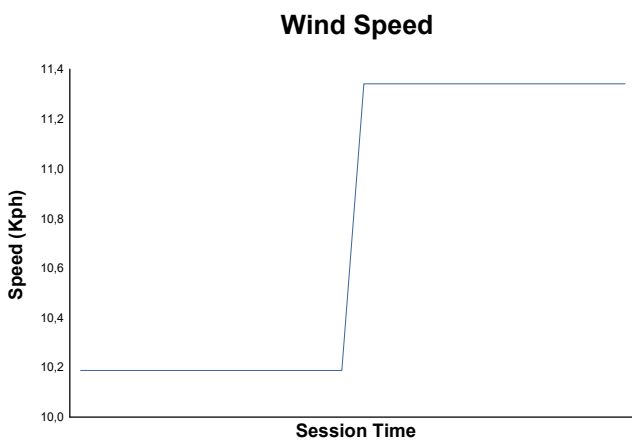
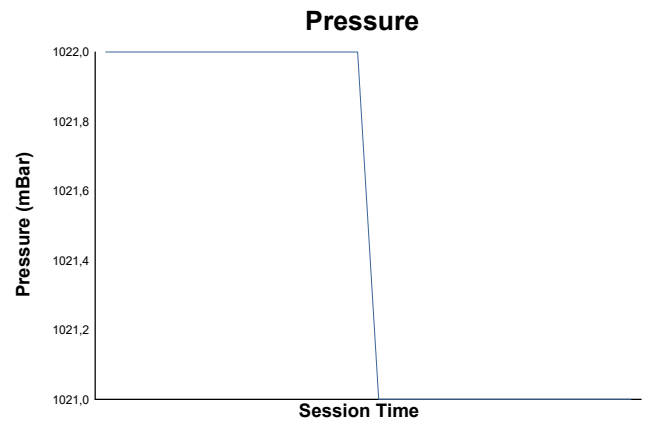
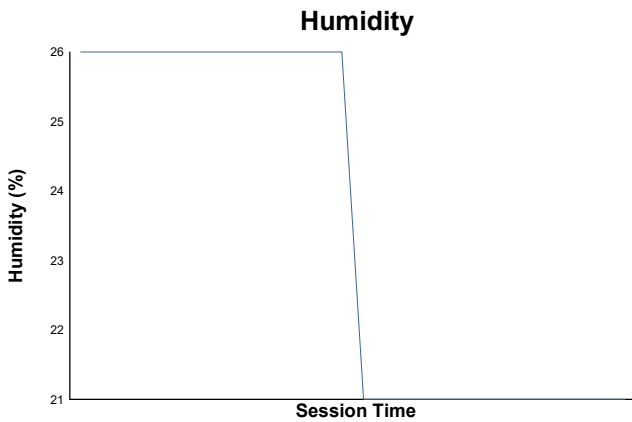
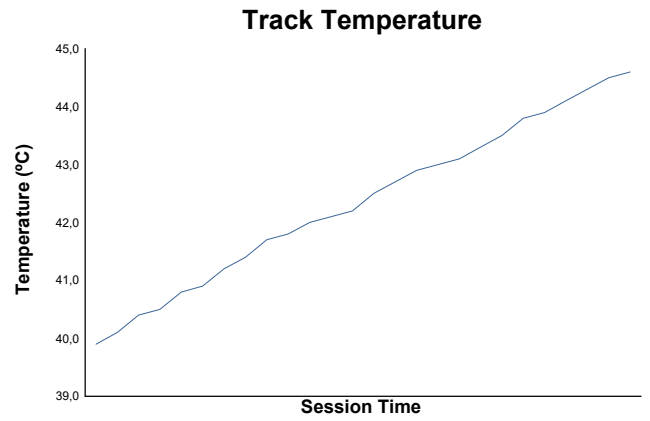
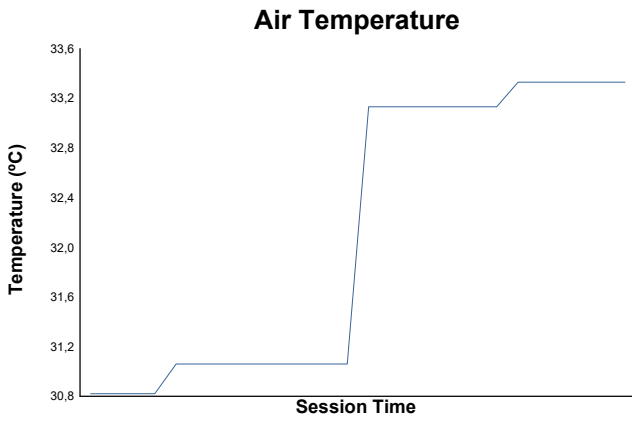
Published at: .....

<p><b>Race Director:</b> Maxi GUERRERO</p> 	<p><b>Timekeeper:</b> Alberto ESTÉBANEZ</p> 
--	---



**ROUND 3 - MOTORLAND**  
Campeonato de España de GT-CET  
Carrera 2

Weather Report



Track Status: **DRY**