

Campeonato Regional de Aragón

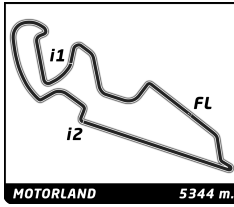
MOTORLAND ARAGON

Entrenamientos Libres

Sector Analysis

— Invalidated Lap ■ Personal Best ■ Session Best B Crossing the pit lane

Lap	Time	Sector 1	Sector 2	Sector 3	T.Sp	Elapsed	Lap	Time	Sector 1	Sector 2	Sector 3	T.Sp	Elapsed
1 Ánder GAMÓN R. A. C. CIRCUITO GUADALOPE CUPRA VZ TCR							2	2:45.222	45.628	1:11.808	47.786	204.9	9:59.277
1	4:26.492	2:33.243	1:09.195	44.054	229.3	4:26.492	3	2:47.005	42.627	1:14.832	49.546	193.5	12:46.282
2	2:27.381	39.179	1:04.938	43.264	221.3	6:53.873	4	2:43.646	42.513	1:13.158	47.975	201.1	15:29.928
3	2:18.270	35.709	1:01.312	41.249	239.5	9:12.143	5	2:41.913	42.547	1:09.913	49.453	193.2	18:11.841
4	2:11.802	34.457	57.061	40.284	244.3	11:23.945	6	2:41.844	41.616	1:12.396	47.832	200.0	20:53.685
5	2:29.867 B	34.534	59.387	55.946	209.7	13:53.812	7	3:09.895 B	41.625	1:19.679	1:08.591	133.7	24:03.580
6	5:25.179	3:41.223	1:02.011	41.945	225.0	19:18.991	8	4:54.097	2:55.328	1:10.115	48.654	198.9	28:57.677
7	2:12.703	35.050	57.007	40.646	241.6	21:31.694	9	2:38.311	41.791	1:09.189	47.331	199.3	31:35.988
8	2:12.930	33.741	57.776	41.413	243.2	23:44.624	10	3:15.985 B	45.591	1:22.814	1:07.580	143.0	34:51.973
9	2:14.500	35.678	58.776	40.046	242.2	25:59.124							
3 Carlos M. ACOSTA A. AUTOMÓVIL CLUB VEC RENAULT CLIO CUP III 2.0							7 Gustavo GOMAR MOTOR CLUB SABADELL PEUGEOT 308 RACING CUP						
1	27:38.389	...	1:14.745	52.515	194.2	27:38.389	1	3:56.616	1:51.665	1:18.179	46.772	122.2	3:56.616
2	2:46.985	44.913	1:13.027	49.045	196.4	30:25.374	2	2:31.399	41.050	1:04.959	45.390	224.5	6:28.015
3	2:41.205	42.763	1:10.201	48.241	196.7	33:06.579	3	2:30.142	41.963	1:04.444	43.735	225.0	8:58.157
4	2:45.679	41.672	1:14.526	49.481	164.9	35:52.258	4	2:22.496	38.618	1:01.073	42.805	226.9	11:20.653
5	2:35.003	40.603	1:06.887	47.513	195.7	38:27.261	5	2:21.824	37.345	1:01.257	43.222	225.0	13:42.477
6	2:33.995	40.416	1:06.838	46.741	199.6	41:01.256	6	2:20.263	36.501	1:01.488	42.274	225.5	16:02.740
7	3:57.420 B	39.548	1:40.346	1:37.526	93.2	44:58.676	7	2:17.196	35.945	59.566	41.685	228.8	18:19.936
4 Abel HERNÁNDEZ RALLYE CLUB COSTA AZAHAR HYUNDAI ACCENT 1.6							8	2:19.428	36.355	59.934	43.139	224.1	20:39.364
1	6:21.108	4:00.387	1:23.516	57.205	155.6	6:21.108	9	2:17.660	36.379	59.131	42.150	225.5	22:57.024
2	3:13.389	49.046	1:20.319	1:04.024	128.6	9:34.497	10	2:17.820	36.085	58.944	42.791	225.5	25:14.844
3	3:09.893 B	47.963	1:19.768	1:02.162	178.2	12:44.390	11	2:27.292 B	36.092	1:00.268	50.932	227.4	27:42.136
4	5:16.808	3:02.742	1:17.528	56.538	142.1	18:01.198	12	7:50.003	6:02.476	1:04.505	43.022	224.5	35:32.139
5	2:54.326	44.919	1:15.600	53.807	159.1	20:55.524	13	2:20.550	36.730	1:00.072	43.748	207.7	37:52.689
6	2:50.345	44.074	1:13.874	52.397	177.9	23:45.869	14	2:17.570	35.425	59.948	42.197	226.4	40:10.259
7	3:27.679 B	44.212	1:26.257	1:17.210	103.1	27:13.548	15	2:15.525	35.328	58.367	41.830	225.9	42:25.784
8	5:59.064	3:54.278	1:13.719	51.067	179.4	33:12.612	16	2:15.681	35.465	58.519	41.697	228.8	44:41.465
9	2:47.600	43.753	1:12.378	51.469	179.1	36:00.212	17	2:15.016	34.896	58.611	41.509	225.5	46:56.481
10	3:20.903	49.046	1:27.881	1:03.976	106.5	39:21.115	18	2:16.436	35.308	58.766	42.362	225.5	49:12.917
11	2:45.954	43.016	1:11.534	51.404	177.0	42:07.069	19	2:16.724	36.016	58.880	41.828	224.5	51:29.641
12	3:06.612 B	42.620	1:11.538	1:12.454	123.7	45:13.681	20	2:15.595	35.715	58.432	41.448	225.5	53:45.236
13	5:22.815	3:17.968	1:12.843	52.004	176.8	50:36.496	21	2:15.263	35.344	58.612	41.307	227.4	56:00.499
14	2:43.967	42.343	1:10.546	51.078	178.8	53:20.463	22	2:24.710 B	36.581	58.763	49.366	227.8	58:25.209
15	3:36.910 B	49.120	1:27.380	1:20.410	103.1	56:57.373							
5 Ethan MUNIESA ETHAN MUNIESA EJARQUE VOLKSWAGEN SCIROCCO VORTEX GC10							9 Esteban PALACIOS AUTOMÓVIL CLUB MEDITERRANEC HYUNDAI GETZ COPA DIESEL 1.5						
1	7:00.723	4:55.603	1:19.062	46.058	216.4	7:00.723	1	6:17.884	3:58.811	1:23.274	55.799	157.9	6:17.884
2	2:24.782	37.593	1:02.824	44.365	217.3	9:25.505	2	3:09.733	51.385	1:23.024	55.324	152.1	9:27.617
3	2:18.502	36.105	59.834	42.563	215.1	11:44.007	3	3:13.877 B	49.752	1:20.704	1:03.421	163.6	12:41.494
4	2:25.495 B	35.390	1:01.255	48.850	215.6	14:09.502	4	4:41.330	2:28.200	1:19.416	53.714	171.4	17:22.824
5	4:48.036	3:04.437	1:01.037	42.562	213.4	18:57.538	5	3:02.450	48.650	1:20.094	53.706	171.4	20:25.274
6	2:15.394	34.862	58.441	42.091	213.9	21:12.932	6	3:01.690	48.595	1:20.601	52.494	169.3	23:26.964
7	29:20.843 B	35.304	1:25.225	...	95.9	20:33.775	7	2:54.416	46.252	1:16.799	51.365	185.2	26:21.380
8	2:49.296	1:03.424	1:01.514	44.358	220.0	53:23.071	8	2:55.385	46.313	1:15.909	53.163	168.0	29:16.765
9	2:17.342	35.382	59.722	42.238	211.4	55:40.413	9	3:30.278	44.812	1:54.159	51.307	173.6	32:47.043
10	2:15.217	34.996	58.113	42.108	213.4	57:55.630	10	2:52.484	45.490	1:16.102	50.892	180.3	35:39.527
6 Zoe BALDO AUTOMÓVIL CLUB ALICANTE RENAULT CLIO 16S 1.8							10 Carlos SANZ AUTOMÓVIL CLUB ZARAGOZA HYUNDAI COUPÉ V6 2.7						
1	7:14.055	4:54.125	1:23.084	56.846	138.3	7:14.055	1	13:14.297	...	1:37.008	1:07.627	148.8	13:14.297
2	3:23.172 B	54.973	1:33.653	54.546	117.8	16:37.469	2	4:27.108	2:26.862	1:05.309	54.937	204.2	21:04.577
3	4:27.108	2:26.862	1:05.309	54.937	204.2	23:42.284	3	2:37.707	41.375	1:08.168	48.164	201.5	23:42.284
4	2:37.707	41.375	1:08.168	48.164	201.5	26:12.759	4	2:30.475	40.465	1:03.609	46.401	205.7	26:12.759
5	2:30.475	40.465	1:03.609	46.401	205.7	28:39.969	5	2:27.210	38.398	1:02.784	46.028	202.6	28:39.969
6	2:27.210	38.398	1:02.784	46.028	202.6	31:31.108	6	2:51.139 B	40.624	1:09.926	1:00.589	154.3	31:31.108
7	2:51.139 B	40.624	1:09.926	1:00.589	154.3								



Campeonato Regional de Aragón

MOTORLAND ARAGON

Entrenamientos Libres

Sector Analysis

— Invalidated Lap ■ Personal Best ■ Session Best B Crossing the pit lane

Lap	Time	Sector 1	Sector 2	Sector 3	T.Spd	Elapsed	Lap	Time	Sector 1	Sector 2	Sector 3	T.Spd	Elapsed
8	4:15.863	2:24.463	1:04.521	46.879	203.8	35:46.971	1	3:36.880	55.073	1:36.553	1:05.254	102.9	3:36.880
9	2:26.969	38.082	1:02.667	46.220	203.4	38:13.940	2	3:00.877	50.077	1:18.427	52.373	161.4	6:37.757
10	2:27.253	38.440	1:02.636	46.177	204.9	40:41.193	3	3:08.283	44.753	1:19.981	1:03.549	109.5	9:46.040
11	2:29.580	38.543	1:02.863	48.174	205.3	43:10.773	4	3:15.688	55.080	1:28.060	52.548	144.6	13:01.728
12	2:28.713	39.139	1:03.074	46.500	203.4	45:39.486	5	2:29.813	40.088	1:04.962	44.763	209.3	15:31.541
13	2:27.817	38.550	1:03.215	46.052	202.6	48:07.303	6	2:26.090	38.161	1:03.244	44.685	209.7	17:57.631
14	2:28.208	38.586	1:03.625	45.997	203.4	50:35.511	7	2:25.367	37.739	1:02.797	44.831	209.3	20:22.998
15	2:27.181	38.351	1:03.080	45.750	201.5	53:02.692	8	2:35.161 B	37.796	1:02.619	54.746	210.1	22:58.159

11 **Rufino GARGALLO**
RALLYE CLUB COSTA AZAHAR RENAULT CLIO RS 2.0

1	21:57.169	...	1:12.140	50.170	186.5	21:57.169
2	2:42.060	42.037	1:10.474	49.549	186.5	24:39.229
3	2:43.855	42.199	1:12.509	49.147	190.8	27:23.084
4	2:44.140	42.015	1:09.473	52.652	188.2	30:07.224
5	3:01.569	59.174	1:12.941	49.454	190.1	33:08.793
6	14:34.179 B	41.391	1:09.463	...	164.4	47:42.972
7	3:04.215	1:01.553	1:12.134	50.528	186.2	50:47.187
8	2:36.212	40.698	1:07.357	48.157	194.2	53:23.399
9	2:34.848	40.231	1:06.858	47.759	194.2	55:58.247
10	2:40.009	40.416	1:09.024	50.569	185.6	58:38.256
11	2:35.026	40.464	1:06.317	48.245	188.2	1:01:13.282

12 **Juan Luis ALTABÁ**
R. A. C. CIRCUITO GUADALOPE VOLKSWAGEN LUPO GTI 16V 1.6

1	3:43.125 B	1:06.985	1:27.024	1:09.116	139.9	3:43.125
2	4:18.336	2:08.258	1:16.822	53.256	176.5	8:01.461
3	2:55.700	47.522	1:16.341	51.837	179.1	10:57.161
4	2:54.440	44.549	1:17.143	52.748	179.4	13:51.601
5	2:51.757	44.546	1:15.096	52.115	179.1	16:43.358
6	2:49.612	44.236	1:14.170	51.206	180.3	19:32.970
7	2:47.591	43.339	1:13.541	50.711	178.5	22:20.561
8	3:13.865 B	47.407	1:19.442	1:07.016	157.7	25:34.426
9	6:49.430	4:33.629	1:19.420	56.381	124.9	32:23.856
10	2:46.133	43.098	1:12.386	50.649	180.3	35:09.989
11	2:45.856	42.587	1:12.116	51.153	179.4	37:55.845
12	2:45.237	42.992	1:11.891	50.354	181.5	40:41.082
13	3:01.374	46.878	1:19.403	55.093	150.0	43:42.456
14	2:43.907	42.455	1:11.270	50.182	181.2	46:26.363
15	2:44.260	42.267	1:10.815	51.178	181.8	49:10.623

13 **José Luis CARRILLO**
AUTOTERRENO SPORT HYUNDAI COUPÉ V6

1	13:08.289	...	1:36.030	59.981	144.4	13:08.289
2	2:41.567	47.034	1:08.191	46.342	199.6	15:49.856
3	2:29.167	39.421	1:04.170	45.576	204.2	18:19.023
4	2:30.064	39.910	1:04.675	45.479	204.2	20:49.087
5	2:26.918	38.127	1:03.195	45.596	203.8	23:16.005
6	6:44.707 B	38.580	1:04.394	5:01.733	204.9	30:00.712
7	4:54.240	2:56.596	1:04.576	53.068	170.9	34:54.952
8	2:27.815	37.987	1:04.237	45.591	204.5	37:22.767
9	2:26.549	38.067	1:03.067	45.415	203.4	39:49.316
10	2:26.063	38.082	1:02.659	45.322	203.8	42:15.379
11	2:44.514 B	37.970	1:03.398	1:03.146	204.2	44:59.893

14 **Daniel OLIVER**
R. A. C. CIRCUITO GUADALOPE RENAULT CLIO CUP IV 1.6

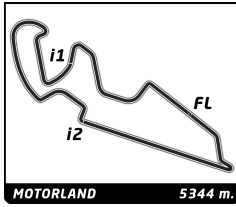
9	11:55.268	...	1:04.443	45.291	210.9	34:53.427
10	2:24.231	37.277	1:02.833	44.121	210.5	37:17.658
11	2:23.353	37.683	1:01.536	44.134	212.6	39:41.011
12	2:24.916	37.825	1:02.689	44.402	214.3	42:05.927
13	2:23.845	37.719	1:01.912	44.214	209.3	44:29.772
14	2:50.217	38.044	1:18.608	53.565	154.9	47:19.989
15	2:45.460 B	37.631	1:02.532	1:05.297	178.2	50:05.449
16	5:46.720	4:00.364	1:02.273	44.083	211.4	55:52.169

15 **Adrián QUEVEDO**
BALBOR MOTORSPORT NISSAN 350 Z

1	11:24.398	9:17.874	1:16.865	49.659	166.4	11:24.398
2	2:32.942	40.858	1:05.750	46.334	208.1	13:57.340
3	2:29.347	39.413	1:03.665	46.269	204.9	16:26.687
4	5:19.986 B	37.996	1:02.826	3:39.164	113.2	21:46.673
5	3:02.928	1:07.403	1:08.353	47.172	210.1	24:49.601
6	2:26.077	37.773	1:03.355	44.949	208.5	27:15.678
7	2:38.641	40.427	1:11.748	46.466	197.4	29:54.319
8	2:24.610	37.126	1:01.939	45.545	211.4	32:18.929
9	2:33.118	37.131	1:04.497	51.490	192.2	34:52.047
10	2:25.350	37.218	1:02.425	45.707	207.7	37:17.397
11	2:23.530	36.977	1:01.022	45.531	208.9	39:40.927
12	2:24.710	38.290	1:01.398	45.022	208.5	42:05.637
13	8:46.679 B	40.800	1:09.467	6:56.412	146.9	50:52.316
14	3:21.475	1:12.480	1:16.964	52.031	173.4	54:13.791
15	2:29.477	37.868	1:05.255	46.354	201.9	56:43.268
16	2:25.125	38.136	1:01.285	45.704	206.1	59:08.393
17	2:24.719	37.704	1:01.476	45.539	204.9	1:01:33.112

16 **Óscar APARICIO**
HISPANO ALEMÁN RACING TEAM BMW M2 CS

1	7:59.992	5:58.864	1:14.520	46.608	243.2	7:59.992
2	2:32.583	42.398	1:06.125	44.060	251.2	10:32.575
3	2:28.045	40.259	1:03.986	43.800	242.2	13:00.620
4	2:22.276	38.003	1:02.569	41.704	252.9	15:22.896
5	2:19.861	37.646	1:01.043	41.172	254.7	17:42.757
6	2:25.944 B	37.491	1:01.446	47.007	252.9	20:08.701
7	5:19.341	3:37.048	1:01.659	40.634	253.5	25:28.042
8	2:16.409	36.233	59.355	40.821	254.1	27:44.451
9	2:15.848	36.208	58.943	40.697	255.3	30:00.299
10	2:15.035	35.641	58.593	40.801	255.3	32:15.334
11	2:20.077	36.719	1:01.885	41.473	254.7	34:35.411
12	2:15.013	35.637	58.495	40.881	254.7	36:50.424
13	2:28.314 B	36.149	1:04.468	47.697	247.1	39:18.738
14	6:23.483	4:35.872	1:06.377	41.234	255.3	45:42.221
15	2:17.441	37.649	59.689	40.103	257.8	47:59.662
16	2:15.892	35.608	59.109	41.175	253.5	50:15.554
17	2:15.496	35.959	58.900	40.637	253.5	52:31.050
18	2:15.861	36.099	59.377	40.385	255.3	54:46.911



Campeonato Regional de Aragón

MOTORLAND ARAGON

Entrenamientos Libres

Sector Analysis

— Invalidated Lap ■ Personal Best ■ Session Best B Crossing the pit lane

Lap	Time	Sector 1	Sector 2	Sector 3	T.Spd	Elapsed
19	2:15.017	35.582	59.074	40.361	255.3	57:01.928
20	2:23.093B	35.329	59.327	48.437	252.9	59:25.021

17 Carlos A. ACOSTA R.						
AUTOMÓVIL CLUB VEC PEUGEOT206						
1	29:22.148	...	1:14.033	49.381	194.6	29:22.148
2	2:43.406	43.249	1:10.854	49.303	195.7	32:05.554
3	2:41.397	42.916	1:09.304	49.177	196.7	34:46.951
4	2:41.140	42.349	1:10.142	48.649	190.8	37:28.091
5	2:43.914	43.603	1:09.742	50.569	192.5	40:12.005
6	2:42.603	42.439	1:10.150	50.014	192.5	42:54.608
7	2:44.627	43.172	1:09.504	51.951	177.0	45:39.235
8	2:51.936B	44.492	1:10.533	56.911	192.5	48:31.171

18 Jesús LAHOZ						
R. A. C. CIRCUITO GUADALOPE ALFA ROMEO GTV 1.750 1 ^o S. 2.0						
1	16:14.989	...	1:23.269	52.259	187.8	16:14.989
2	2:54.626	46.362	1:17.080	51.184	188.8	19:09.615
3	3:03.190B	44.357	1:11.229	1:07.604	187.8	22:12.805
4	14:35.458B	36:48.263
5	3:34.992	1:26.999	1:15.685	52.308	188.5	40:23.255
6	2:50.862	44.071	1:12.822	53.969	191.5	43:14.117
7	3:00.727B	45.450	1:12.192	1:03.085	188.5	46:14.844

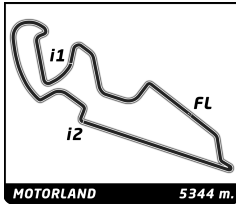
20 Santiago PRIETO						
CLUB AUTOMOVILÍSTICO ÁREA 53 HYUNDAI ACCENT 1.6						
1	3:12.179	49.529	1:24.203	58.447	160.2	3:12.179
2	3:08.441	48.595	1:22.248	57.598	165.9	6:20.620
3	3:24.507B	48.859	1:19.912	1:15.736	126.2	9:45.127
4	5:15.949	2:58.043	1:20.516	57.390	165.6	15:01.076
5	3:03.251	48.101	1:18.519	56.631	164.4	18:04.327
6	3:00.612	47.368	1:17.287	55.957	168.0	21:04.939
7	3:00.533	47.036	1:17.065	56.432	165.9	24:05.472
8	3:02.639	47.603	1:17.220	57.816	150.0	27:08.111
9	3:19.748B	48.875	1:21.439	1:09.434	147.3	30:27.859
10	6:16.591	4:01.985	1:19.211	55.395	163.4	36:44.450
11	2:59.182	47.545	1:16.206	55.431	164.4	39:43.632
12	2:57.233	46.486	1:15.521	55.226	165.9	42:40.865
13	3:04.985B	46.780	1:15.478	1:02.727	163.1	45:45.850
14	7:51.871	5:39.814	1:16.718	55.339	165.6	53:37.721
15	2:57.805	46.675	1:15.940	55.190	165.9	56:35.526
16	2:57.196	46.236	1:15.935	55.025	166.7	59:32.722
17	2:57.902	46.417	1:15.582	55.903	164.6	1:02:30.624

25 Carlos CORTES						
DRIVER'S ACADEMY COMPETICION HYUNDAI GETZ COPA DIESEL 1.5						
1	4:12.812	1:54.235	1:21.648	56.929	149.0	4:12.812
2	2:53.293	45.647	1:15.374	52.272	181.2	7:06.105
3	2:45.550	42.937	1:10.949	51.664	182.1	9:51.655
4	2:46.237	42.867	1:11.894	51.476	181.8	12:37.892
5	2:58.494B	43.361	1:13.710	1:01.423	175.0	15:36.386
6	13:39.361	...	1:11.223	51.249	179.7	29:15.747
7	2:43.459	41.850	1:10.305	51.304	179.7	31:59.206
8	2:42.665	41.906	1:09.987	50.772	181.8	34:41.871
9	2:41.556	41.855	1:09.306	50.395	184.3	37:23.427
10	3:16.008B	47.397	1:19.107	1:09.504	133.0	40:39.435

Lap	Time	Sector 1	Sector 2	Sector 3	T.Spd	Elapsed
28 Manuel BOTELLA						
C. D. ESCUDERÍA ESALTO ALTO GI RENAULT CLIO CUP IV						
1	17:21.711	...	1:22.064	55.336	159.3	17:21.711
2	2:44.631	45.935	1:11.988	46.708	204.2	20:06.342
3	2:34.680	40.161	1:05.921	48.598	192.2	22:41.022
4	2:28.315	38.323	1:03.388	46.604	204.2	25:09.337
5	2:29.417	39.495	1:04.090	45.832	207.7	27:38.754
6	2:35.487B	38.154	1:04.181	53.152	206.9	30:14.241
7	5:12.215	3:20.299	1:06.693	45.223	204.5	35:26.456
8	2:26.215	37.376	1:03.223	45.616	205.3	37:52.671
9	2:27.169	37.654	1:03.831	45.684	207.7	40:19.840
10	2:34.858B	37.764	1:03.299	53.795	204.9	42:54.698
11	6:14.224	4:08.520	1:14.973	50.731	172.5	49:08.922
12	2:41.955	42.301	1:05.654	54.000	153.4	51:50.877
13	2:29.294	40.436	1:03.419	45.439	205.3	54:20.171
14	2:27.832	39.928	1:03.013	44.891	206.5	56:48.003

Lap	Time	Sector 1	Sector 2	Sector 3	T.Spd	Elapsed
34 Luis Alfredo MAURICE						
LUIS ALFREDO MAURICE LAREDO RENAULT CLIO CUP IV						
1	3:30.865	1:17.519	1:19.126	54.220	138.1	3:30.865
2	2:49.922	40.782	1:20.763	48.377	203.0	6:20.787
3	2:26.496	39.076	1:02.526	44.894	209.7	8:47.283
4	2:24.188	37.777	1:02.210	44.201	210.9	11:11.471
5	2:22.936	36.943	1:01.970	44.023	211.4	13:34.407
6	2:21.983	37.116	1:00.727	44.140	211.8	15:56.390
7	2:29.843B	38.528	1:00.823	50.492	215.6	18:26.233
8	4:14.792	2:29.707	1:00.989	44.096	213.4	22:41.025
9	2:21.310	36.865	1:00.526	43.919	212.2	25:02.335
10	2:21.553	36.862	1:01.251	43.440	214.3	27:23.888
11	2:24.566	38.414	1:02.590	43.562	213.0	29:48.454
12	2:21.606	36.914	1:00.882	43.810	213.0	32:10.060
13	3:03.521B	37.095	1:01.377	1:25.049	177.9	35:13.581
14	9:54.777B	7:45.551	1:06.565	1:02.661	213.9	45:08.358
15	3:29.628	1:44.562	1:01.315	43.751	212.6	48:37.986
16	2:21.003	36.720	1:00.716	43.567	213.0	50:58.989
17	2:20.950	37.101	1:00.546	43.303	214.3	53:19.939
18	2:21.934	36.304	1:01.148	44.482	212.6	55:41.873
19	2:19.978	36.032	1:00.353	43.593	214.7	58:01.851

Lap	Time	Sector 1	Sector 2	Sector 3	T.Spd	Elapsed
40 José PALOMAR						
MOTOR CLUB SABADELL RENAULT CLIO CUP IV						
1	3:13.421	1:15.691	1:11.209	46.521	205.7	3:13.421
2	2:31.885	43.003	1:04.418	44.464	207.3	5:45.306
3	2:23.767	37.300	1:02.348	44.119	208.9	8:09.073
4	2:23.845	37.690	1:02.192	43.963	211.4	10:32.918
5	2:24.617	38.715	1:01.509	44.393	210.1	12:57.535
6	2:21.992	36.580	1:01.326	44.086	208.1	15:19.527
7	2:22.154	36.429	1:01.766	43.959	208.9	17:41.681
8	2:22.489	36.513	1:02.159	43.817	209.3	20:04.170
9	2:20.825	36.461	1:00.434	43.930	209.3	22:24.995
10	2:20.525	36.269	1:00.617	43.639	209.3	24:45.520
11	4:47.299B	39.607	1:07.017	3:00.675	182.7	29:32.819
12	10:58.272	9:03.545	1:09.192	45.535	208.1	40:31.091
13	2:25.311	37.957	1:03.379	43.975	210.5	42:56.402
14	2:22.513	37.035	1:01.589	43.889	208.1	45:18.915
15	2:21.154	36.589	1:01.017	43.548	208.9	47:40.069



Campeonato Regional de Aragón MOTORLAND ARAGON Entrenamientos Libres

Sector Analysis

— Invalidated Lap ■ Personal Best ■ Session Best B Crossing the pit lane

Lap	Time	Sector 1	Sector 2	Sector 3	T.Sp	Elapsed	Lap	Time	Sector 1	Sector 2	Sector 3	T.Sp	Elapsed
16	2:21.054	36.396	1:01.025	43.633	208.9	50:01.123							
17	2:20.948	36.513	1:00.831	43.604	208.9	52:22.071							
18	2:21.315	36.754	1:00.958	43.603	209.3	54:43.386							
19	2:20.703	36.540	1:00.800	43.363	211.8	57:04.089							
20	2:21.686	36.643	1:00.977	44.066	209.7	59:25.775							

59

Eduardo ESCOLANO

AUTOMÓVIL CLUB ZARAGOZA

SEAT LEÓN 20V T

1	9:18.675	6:37.428	1:33.305	1:07.942	131.5	9:18.675
2	3:27.832	54.141	1:33.191	1:00.500	132.5	12:46.507
3	3:13.973	48.366	1:21.738	1:03.869	116.3	16:00.480
4	2:46.559	44.300	1:12.590	49.669	193.9	18:47.039
5	3:07.802B	41.725	1:18.624	1:07.453	135.7	21:54.841
6	6:37.903	4:25.028	1:21.608	51.267	162.4	28:32.744
7	2:36.938	40.749	1:08.152	48.037	197.1	31:09.682
8	2:35.745	40.161	1:07.557	48.027	195.7	33:45.427
9	3:20.589B	45.954	1:25.446	1:09.189	138.6	37:06.016
10	8:05.041B	5:27.234	1:18.993	1:18.814	136.0	45:11.057
11	3:40.252	1:30.299	1:17.873	52.080	170.9	48:51.309
12	2:34.061	40.107	1:06.390	47.564	196.4	51:25.370
13	2:45.895	40.851	1:15.078	49.966	175.9	54:11.265
14	2:33.551	39.139	1:06.102	48.310	195.3	56:44.816

88

Luis LÓPEZ

R. A. C. CIRCUITO GUADALOPE

PORSCHE 968 CS

1	7:03.977	4:47.891	1:21.766	54.320	166.7	7:03.977
2	2:45.258	42.908	1:11.480	50.870	173.9	9:49.235
3	2:35.570	40.353	1:09.157	46.060	193.9	12:24.805
4	2:24.316	37.658	1:02.349	44.309	209.7	14:49.121
5	2:40.068B	36.916	1:02.205	1:00.947	234.3	17:29.189
6	8:19.496	6:18.234	1:11.033	50.229	189.5	25:48.685
7	2:35.365	41.307	1:08.621	45.437	228.3	28:24.050
8	2:34.629	40.489	1:08.685	45.455	223.1	30:58.679
9	2:30.909	39.886	1:07.500	43.523	245.5	33:29.588
10	2:30.493	39.072	1:07.704	43.717	245.5	36:00.081
11	2:29.590	39.388	1:06.004	44.198	243.2	38:29.671
12	2:41.104B	38.618	1:05.778	56.708	246.6	41:10.775
13	4:30.656	2:40.451	1:06.506	43.699	228.3	45:41.431
14	2:47.682B	41.370	1:10.508	55.804	235.8	48:29.113
15	6:39.326	4:52.258	1:04.883	42.185	235.3	55:08.439
16	2:14.961	35.772	58.514	40.675	251.2	57:23.400
17	2:25.443	35.107	1:01.029	49.307	177.3	59:48.843